

Enhancing Generative AI Image Refinement with Scribbles and Annotations: A Comparative Study of Multimodal Prompts

Hyerim Park
BMW Group
Munich, Germany
University of Stuttgart
Stuttgart, Germany
hyerim.park@bmw.de

Phuong Thao Tran
BMW Group
Munich, Germany
TU Berlin
Berlin, Germany
tran.2@campus.tu-berlin.de

Andre Luckow
BMW Group
Munich, Germany
LMU Munich
Munich, Germany
andre.luckow@bmwgroup.com

Ceenu George
TU Berlin
Berlin, Germany
ceenu.george@tu-berlin.de

Michael Sedlmair
University of Stuttgart
Stuttgart, Germany
michael.sedlmair@visus.uni-stuttgart.de

Malin Eiband
BMW Group
Munich, Germany
malin.eiband@bmw.de




Figure 1: Multimodal prompting for GenAI image refinement. The system supports (A) text-based input with inpainting, (B) pen-based scribbles and annotations as visual input, and (C) combined multimodal input, enabling users to perform (D) various refinement tasks—from spatial edits (e.g., move, resize, reorient) to semantic or stylistic changes (e.g., add or modify patterns)—that balance precision and expressiveness.

Abstract

Generative AI (GenAI) image tools are increasingly used in design practice, enabling rapid ideation but offering limited support for refinement tasks such as adjusting layout, scale, or visual attributes. While text prompts and inpainting allow localized edits, they often remain inefficient or ambiguous for precise, in-context, and iterative refinement—motivating the exploration of alternative methods. This work examines how pen-based scribbles and annotations can enhance GenAI image refinement. A formative study with seven professional designers informed a prototype supporting three input modalities: text-only, visual-only, and combined prompting. A within-subjects study with 30 designers and design students compared these modalities across closed- and open-ended tasks,

evaluating expressiveness, efficiency, workload, user experience, iteration, and multimodal strategies. Visual prompts improved clarity and speed for spatial edits while reducing workload, whereas text remained effective for semantic and global changes. The combined modality received the highest overall ratings, enabling complementary use, balancing spatial precision with semantic detail, and supporting smoother iteration. Task-specific preferences also emerged: adding new objects often required both modalities, while moving or modifying elements was typically handled through visual input. This work contributes (1) an empirical comparison of multimodal prompting for GenAI refinement, (2) a prototype integrating scribbles and annotations, and (3) insights into designers’ multimodal strategies to inform future GenAI interfaces that better support refinement in GenAI-supported design workflows.

CCS Concepts

• **Human-centered computing** → **Empirical studies in HCI**; **Empirical studies in interaction design**; **Interactive systems and tools**.

Keywords

Generative AI, Creativity Support Tools, Visual Prompts, Multimodal Interaction, Design Refinement

ACM Reference Format:

Hyerim Park, Phuong Thao Tran, Andre Luckow, Ceenu George, Michael Sedlmair, and Malin Eiband. 2026. Enhancing Generative AI Image Refinement with Scribbles and Annotations: A Comparative Study of Multimodal Prompts. In *31st International Conference on Intelligent User Interfaces (IUI '26)*, March 23–26, 2026, Paphos, Cyprus. ACM, New York, NY, USA, 22 pages. <https://doi.org/10.1145/nnnnnnn.nnnnnnn>

1 Introduction

Generative AI (GenAI) image tools¹ such as Midjourney [33], DALL-E [35], and Adobe Firefly [2] enable the creation of high-quality images from various inputs, such as text, images, and sketches, and often produce results comparable to human-produced visuals. These systems have been rapidly adopted across diverse design domains, including product, industrial, graphic, UI/UX, and automotive design [3, 6, 12, 22, 29, 30, 38, 47]. They are particularly effective for rapid ideation, allowing designers to quickly generate variations and explore creative directions [8, 48, 54, 57, 59]. However, current GenAI tools remain less suited for refinement tasks, where designers iteratively adjust image outputs to match their intent. Such refinements often involve localized, in-context edits, such as adjusting spatial composition, scale, orientation, referencing objects within the image, or modifying specific visual attributes while preserving other elements. Expressing these nuanced intentions through text alone with inpainting can be inefficient and ambiguous, creating a gap between designers' predominantly visual ways of working and the text-based interfaces of most GenAI systems [15, 27, 37]. Without adequate support for refinement, GenAI image tools may remain limited to early-stage ideation rather than becoming integrated into other stages of design workflows [11, 28, 45, 58].

Prior work has mainly explored two directions to address these limitations. The first focuses on improving text prompting by introducing approaches such as keyword suggestions, automatic rephrasing, and visualizations of text–output relationships to reduce trial–and–error [1, 3, 60]. The second investigates multimodal interaction, combining text with sketches, segmentation masks, or color cues to convey intent more directly and visually [27, 28, 45]. These studies show that visual input can bridge the gap between designers' intent and system interpretation, allowing users to express ideas more intuitively and improve communication with GenAI systems during image generation and refinement. However, while scribbles and annotations are already common in design practice as quick, expressive tools for externalizing and sharing ideas, their potential as actionable prompts for refinement—rather than ideation—remains underexplored.

This work investigates how pen-based scribbles and annotations can enhance GenAI image refinement. We define scribbles not as

mere sketches but as actionable visual prompts that communicate refinement intent, such as moving an object, resizing it, or transferring a pattern. To explore this, we first conducted a formative study with seven professional designers to understand how text, scribbles, and annotations support the expression of refinement in GenAI. Insights from this study informed the design of a prototype that supports three input modalities: (1) text-only prompting with inpainting, (2) visual prompting through pen-based scribbles and annotations, and (3) a combined modality integrating both. We then conducted a within-subjects study with 30 designers and design students across closed- and open-ended refinement tasks, aiming to address the following research questions:

- RQ1** How do text-only, visual-only, and combined prompting differ in supporting the **expression of refinement intent**?
- RQ2** How do the three input modalities compare in **efficiency, workload, and user experience** during refinement?
- RQ3** How do users **iteratively** refine and evolve images across the three input modalities?
- RQ4** When both inputs are available, how do users **combine or switch** between input modalities, and what **strategies** emerge?

Our findings show that visual prompts improved clarity for spatial and relational edits, reduced workload, and enabled faster completion of spatial tasks compared to text-only input. In contrast, text prompts remained effective for semantic and global refinements, such as specifying object type, material, or overall style, where language provided precision by leveraging the model's conceptual and domain knowledge. The combined modality received the highest overall ratings, supporting both complementary strategies (e.g., sketching spatial intent and specifying details in text) and redundant strategies (repeating information across modalities to reduce ambiguity). Participants frequently adopted “visual-first” workflows and layered modalities to increase confidence and control during iteration. Task-specific patterns also emerged: adding new objects often required both modalities, whereas modifying patterns or moving objects was typically expressed with visual prompts alone.

Overall, these results indicate that visual prompting enables more direct and unambiguous communication of refinement intent, while text input remains valuable for describing semantic and stylistic properties that benefit from linguistic precision. By affording more precise, expressive, and intuitive refinements, multimodal prompting may better align GenAI tools with professional design practice. This paper contributes (1) an empirical comparison of text-only, visual-only, and combined prompting modalities for GenAI image refinement, (2) a prototype system that integrates pen-based scribbles and annotations with text-based inpainting into multimodal refinement workflows, and (3) insights into how designers adopt, combine, and switch between modalities, with implications for the design of future multimodal GenAI interfaces that better support refinement and creative design workflows.

2 Related Work

Research in HCI and design has explored how GenAI tools are integrated into creative workflows, their limitations with text-based prompting, and the potential of multimodal interaction. We review

¹In this paper, “GenAI” refers specifically to generative AI for image generation.

three strands of work most relevant to our study: (1) interfaces for GenAI image tools, (2) support for refinement tasks, and (3) the role of scribbles and annotations in design practice.

2.1 GenAI Image Tool Interfaces

In recent years, HCI research has examined how GenAI image systems are integrated into creative workflows and how their interfaces influence design practice. Studies highlight both opportunities and challenges: while GenAI enables rapid exploration of design concepts, designers often face the cognitive burden of crafting effective prompts, mismatches between intent and output, and repeated trial-and-error corrections that distract from core design activities [6, 15, 37, 55]. Current systems typically interpret prompts in isolation, with limited contextual awareness of design intent or prior iterations [46, 52], and remain optimized for single-step generation rather than the iterative and reflective nature of design work [19, 25, 37].

To address these limitations, researchers have proposed two main interface directions [36]. The first enhances **text prompting**. Researchers have developed systems to make prompt creation less burdensome, including keyword suggestions to inspire alternatives and reduce fixation [8, 39, 59], dropdowns for combinatorial exploration [60], and automatic rephrasing or augmentation for more consistent outputs [3, 47]. Visualization approaches such as PromptMap [1] cluster images by semantic similarity to help users understand how different keywords influence outputs. Together, these tools aim to reduce trial-and-error in prompt creation by supporting guided and interpretable processes. The second explores **multimodal interaction**, incorporating sketches, segmentation masks, reference images, and color palettes [11, 27, 39]. Such methods allow users to externalize intent more directly—for example, by drawing rough layouts [27], specifying textures [39], or uploading references [8]. GUI-based controls (e.g., sliders, anchors) make refinements more interactive and interpretable [10, 32, 64]. Analogy-driven methods use visual tokens for spatial relations [45], pen-based attribute transfer and reference [40], and color blocking for intuitive composition [28]. These approaches show the potential of multimodal input to better align GenAI image tools with design workflows. Building on this second direction, our work systematically compares text, visual, and combined prompting, evaluating their effects on expressiveness, efficiency, workload, user experience, and iterative refinement, as well as the strategies designers adopt when combining inputs.

2.2 Refining Images in GenAI

Most prior work on GenAI image systems has focused on ideation and divergent exploration, using AI to rapidly generate concepts and stimulate creativity [3, 6, 8, 9, 26, 47, 52]. These affordances fit early design phases such as brainstorming and concept exploration [7, 20, 37, 50, 59]. In contrast, **refinement**—where designers iteratively adjust images to better align with an evolving vision—has received far less attention. We define refinement as the iterative process of fine-tuning images to match a designer’s intent, emphasizing local and contextual adjustments rather than full regeneration. It also differs from finalization, which focuses on pixel-perfect production deliverables and execution precision. As design progresses

from broad stylistic exploration toward detailed spatial composition, the need for iterative, localized adjustments increases [11, 64].

Existing tools predominantly support partial modification via inpainting or outpainting [34, 62]. While these methods allow users to edit specific regions, they depend heavily on textual descriptions, which can be ambiguous when specifying spatial relations or subtle refinements [11, 26]. End-to-end generation often yields partially satisfactory results that still require correction [28, 53, 54]. Designers frequently report frustration when modifying one aspect of an image while preserving others, as current workflows require repeated prompts for engineering or manual adjustments in external tools [28, 37]. To address these limitations, recent research has begun to explore alternative approaches. Systems such as Brickify [45] introduce visual tokens to specify spatial relationships; GenTune [58] links image elements to prompt labels for traceable refinements; and FusAI [40] proposes pen-based interactions for transferring attributes from a specific image and reusing generated content. These efforts highlight growing recognition of refinement as a critical stage in GenAI image generation workflows. In line with this direction, we systematically compare text, visual, and combined input modalities to examine how scribbles and annotations function as actionable prompts for refinement during image generation and how multimodal interaction supports more iterative, precise design refinement.

2.3 Scribbles and Annotations in Design Practices

Sketching, scribbling, and annotating have long been central to design practice [16, 44], serving as cognitive and communicative tools for externalizing ideas and reasoning about spatial relationships [16, 41]. Quick and lightweight visual expressions such as arrows, circles, or short notes help designers convey structure, proportion, and intent without lengthy verbal descriptions, reducing cognitive load and facilitating collaboration [18, 21, 56]. The interpretive flexibility of sketching supports both exploratory and precise thinking [17], and pen-based input has been shown to feel natural and expressive across a wide range of design tasks [18, 23]. Many designers also report preferring to express ideas visually rather than verbally [37].

HCI research has extended these practices into GenAI-supported workflows. Systems such as Inkspire [27] integrate abstract sketches to outline object shapes, SketchFlex [28] employs color blocking to refine composition, Brickify [45] encodes spatial relationships through visual tokens, and FusAI [40] enables pen-based transfer of attributes across objects. These systems illustrate how visual input can effectively convey spatial intent, layout, or attribute references during iterative GenAI image generation and refinement.

However, commercial GenAI platforms still prioritize text input, with visual input largely limited to masking or reference uploads [63]. Extensions such as ControlNet expand conditioning on posture, edges, or depth maps [31], but remain specialized pipelines. Comparative research suggests that while text excels at global ideation, sketches and scribbles are particularly effective for refinement tasks [24]. Designers often move fluidly between these modalities, using visual input for local or spatial adjustments and text for broader semantic directions [47]. Nevertheless, systematic

empirical comparisons of text, visual, and combined input for refinement remain scarce. Our work explicitly examines how scribbles and annotations—common in design practice—serve as actionable prompts and are used within multimodal refinement workflows.

3 Formative Study

To understand how designers express refinement intentions using different input modalities and to inform the design of our prototype, we conducted a formative study with professional designers from diverse fields. The study examined how text prompts, annotations, and scribbles are used in image refinement within GenAI workflows and how designers envision integrating these inputs into GenAI-supported design practice.

3.1 Participants

Seven professional designers (3 female, 4 male) participated, with backgrounds in UI/UX, 3D/XR, graphic, and automotive interior design. Their experience with GenAI image tools—such as Midjourney, DALL-E, and Adobe Firefly—varied: one participant used such tools daily ($n = 1$), while others reported usage frequencies of two to three times weekly ($n = 2$), weekly ($n = 2$), monthly ($n = 1$), and less than monthly ($n = 1$).

3.2 Study Design and Procedure

We used a **digital paper-based prototype** implemented on an iPad with a stylus, keyboard, and mouse, intentionally excluding model generation to focus on participants' input behavior and preferences while avoiding bias from output quality or latency. Each in-person session lasted approximately 70 minutes and included four phases: (1) introduction and tutorial, (2) pre-tasks, (3) main refinement tasks, and (4) a semi-structured interview. Participants interacted with three input modalities:

- **Text prompts:** typed instructions entered via keyboard.
- **Annotations:** handwritten text or symbols (e.g., arrows, circles, short labels) added directly on the image using a stylus or mouse.
- **Scribbles:** free-form sketches or marks drawn directly on the image using a stylus or mouse.

For text prompts, participants typically specified edit regions using an *inpainting* selection brush operated via a mouse, following conventions in commercial tools such as DALL-E and Midjourney. For annotations and scribbles, participants could directly mark edit areas (e.g., circles, arrows) on the image using the same pen tool, without requiring additional menu navigation; the selection brush could still be used if desired. Each participant completed six refinement tasks: (T1) adding a new element; (T2) modifying an existing element; (T3) revising material or surface patterns; (T4) making structural or spatial adjustments; (T5) applying global modifications; and (T6) performing a self-directed refinement. Task order followed a Latin square design. Participants freely chose their preferred input modalities for each task and could select multiple modalities when needed. Think-aloud protocols, observation notes, and post-session interviews captured participants' perceived strengths and limitations and their reflections on modality use.

3.3 Findings

Qualitative analysis revealed distinct strengths and limitations for each modality, as well as designers' tendencies to combine them—for example, combining scribbles and annotations.

Text Prompts. Participants preferred text when they had a clear mental image of the desired outcome or needed to specify multiple attributes precisely in one prompt (e.g., “Add a Santa hat in wine-red velvet with sequin decorations”). Text was also used when they wanted the AI to contribute creatively with minimal user-provided direction. It was deemed well-suited for global modifications, such as adjusting overall style or tone, but inefficient for spatial adjustments or localized changes. Several participants noted that describing visual ideas verbally was cognitively demanding.

Annotations. Annotations were regarded as particularly effective for spatial adjustments and referencing specific objects or attributes within the image. Designers used arrows, circles, and short notes to indicate movement, resizing, or attribute transfers between objects (e.g., applying a fabric texture from one object to another). Although quick and clear to use, excessive written annotations sometimes cluttered the image, and participants questioned whether AI systems could reliably interpret handwriting or shorthand.

Scribbles. Scribbles helped participants express object shape, size, and position directly on the image and were particularly valued for familiar or straightforward forms (e.g., ribbons, footballs). At the same time, participants appreciated their immediacy for quick ideation through rough sketches, but rarely relied solely on scribbles; they often combined them with annotations or text to clarify meaning.

Combined Use. Participants naturally switched between modalities or layered them during refinement. Combining scribbles and annotations enabled clear and direct visual communication, suggesting that these inputs could be merged into a single visual modality, as participants perceived little distinction between them. Pairing visual input with text further reduced ambiguity and balanced spatial precision with semantic detail. Designers described multimodal use as both efficient and creatively satisfying, viewing it as an intuitive and practical way to convey refinement intent. These observations directly informed the design of the interactive prototype and the comparative user study that followed.

3.4 Design Goals

Insights from the formative study informed five design goals (DG1–DG5) for the subsequent prototype:

- DG1 Unified Visual Input:** Merge scribbles and annotations into one visual mode reflecting how designers naturally combined them.
- DG2 Pen Interaction Support:** Provide intuitive pen-based input consistent with professional sketching practices.
- DG3 Enable Multimodality:** Allow flexible switching between and combination of text and visual inputs to accommodate diverse refinement needs and workflows.
- DG4 Iterative Workflow Support:** Support incremental, history-based refinement rather than single-step generation.

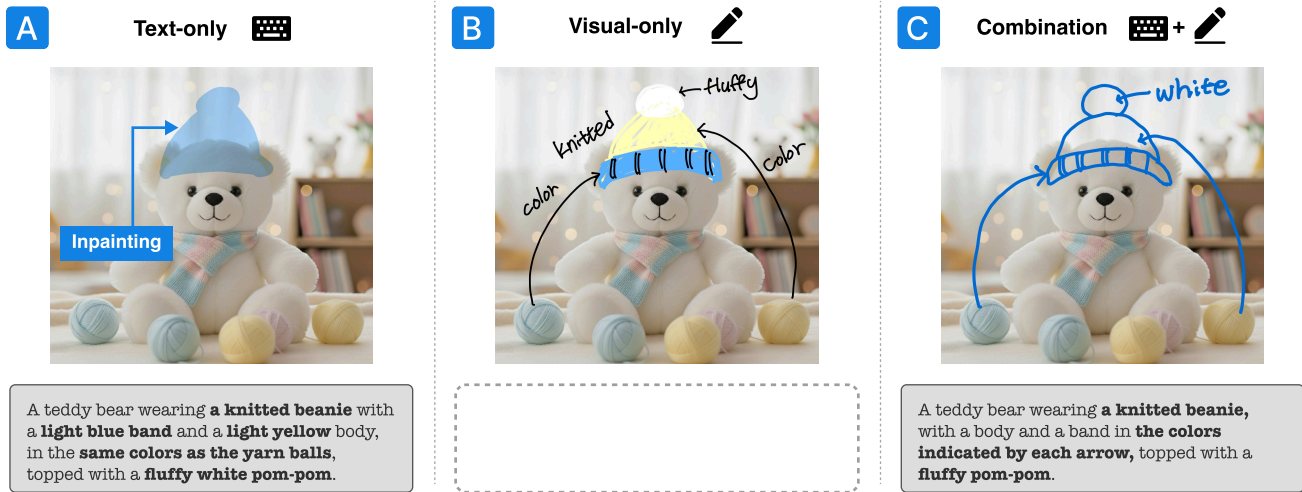


Figure 2: Overview of the three input modalities in the prototype: (A) Text-only, using typed prompts with inpainting-based region selection; (B) Visual-only, using pen-based scribbles and annotations; and (C) Combination, using multimodal input integrating both text and visual inputs, which are each available for use as needed.

DG5 Improve Interpretability: Improve system recognition of visual marks, scribbles, and handwritten notes to minimize ambiguity and increase user confidence.

4 Prototype Design and Implementation

Building on the five design goals (DG1–DG5) derived from the formative study, we developed a web-based prototype supporting multimodal interaction for GenAI image refinement. The prototype enables designers to express refinement intent through text input, pen-based scribbles and annotations, or a combination of these, thereby supporting the operationalization of the design goals.

4.1 Input Modalities

The system provides three input modalities for image refinement (Figure 2): (1) **Text-only**, (2) **Visual-only**, and (3) **Combination**, a multimodal condition that supports flexible use of text and visual inputs.

Text-only. Users select regions to edit using a brush-based *inpainting* tool operated with a mouse and enter a textual prompt (e.g., “add a knitted beanie”). This workflow mirrors how text-based refinement is typically performed in current GenAI tools (e.g., DALL-E, Midjourney) and serves as a practice-grounded baseline condition for comparison. Observations from the formative study, together with conventions in existing commercial GenAI systems, informed this design choice: designers commonly associated text-based refinement with mouse-driven inpainting. Accordingly, the text-only condition reflects prevailing real-world GenAI workflows rather than enforcing uniform input device settings across conditions.

Visual-only. Following DG1 and DG2, scribbles and annotations are merged into a single pen-based visual input modality, allowing designers to visually express refinement intent—such as through arrows, circles, or short handwritten labels—directly on the image. This design reflects the natural integration of scribbles and

annotations observed in the formative study and supports intuitive, sketch-like interaction.

Combination. The combined modality integrates text and visual inputs into a single multimodal request, enabling flexible and adaptive switching between and combination of the two modalities in line with DG3. Designers can alternate between or combine pen-based scribbles, handwritten notes, and typed text descriptions to support more precise and expressive refinement.

Region selection for editing follows the interaction conventions of each modality: text uses a brush-based *inpainting* tool, while visual and combination modalities allow direct marking of edit regions via pen-based input (e.g., circles, arrows).

4.2 User Interface

The interface maintains a consistent layout across input modalities to isolate the effect of the modality from other interface components. As shown in Figure 3, it consists of: (1) a central canvas displaying the editable GenAI-generated image; (2) a top toolbar providing drawing and inpainting tools (pen, inpainting, eraser, stroke width, color, undo/redo, clear canvas, and canvas movement); (3) a right panel for text input and refinement submission; (4) a bottom history strip showing previous generations for incremental refinement (DG4); (5) a left panel featuring a visual prompt lexicon that illustrates example scribbles and annotations to support interpretation of visual inputs (DG5); and (6) a task panel displaying the source and target images, visible only during closed-ended tasks. Irrelevant tools are hidden in each modality (e.g., pen tools in **Text-only** or text fields in **Visual-only** are not shown) to reduce cognitive load and interface clutter.

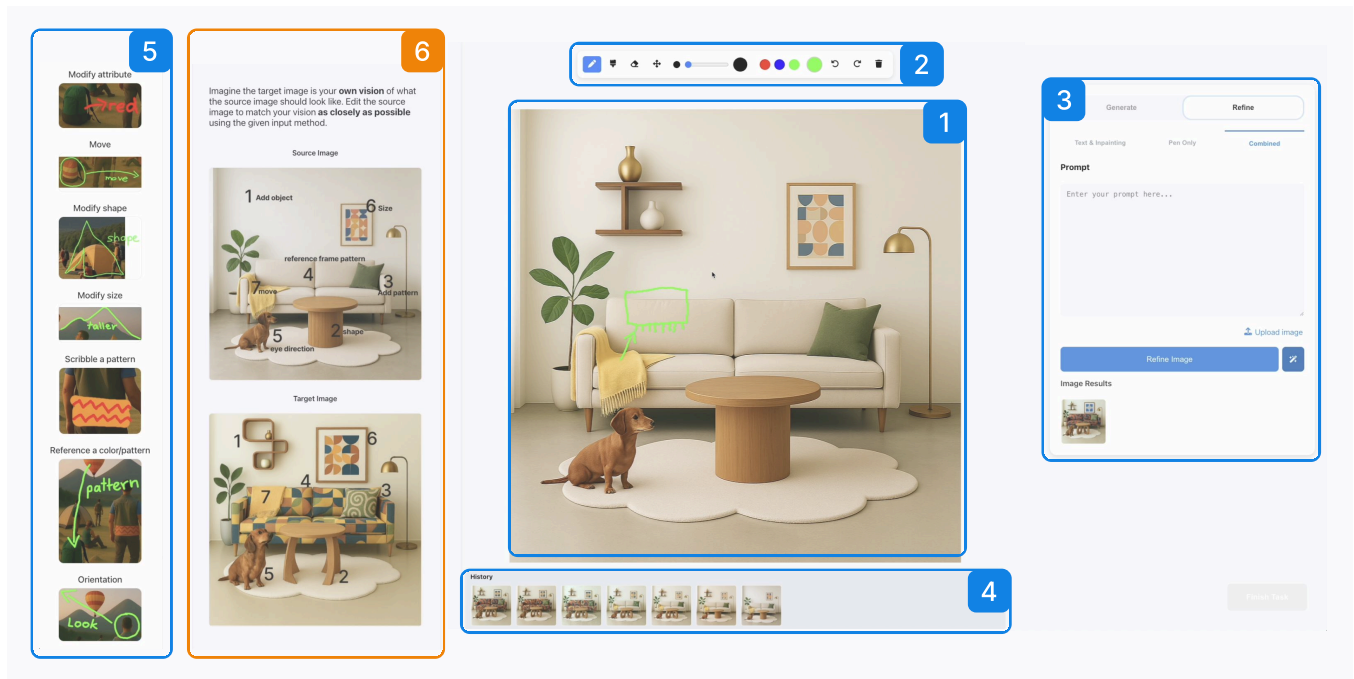


Figure 3: User interface of the multimodal prompting prototype in the Combination modality. (1) Central canvas supporting scribbles, annotations, and inpainting; (2) Toolbar with drawing and editing tools (pen, inpainting, eraser, canvas dragging, stroke width, color selection, undo/redo, and clear canvas); (3) Prompt panel for text input and submission; (4) History panel displaying previous generations for iterative refinement; (5) Visual prompt lexicon panel showing visual prompt examples; and (6) Task panel displaying source and target images, visible only during closed-ended tasks to illustrate refinement goals.

4.3 Implementation

The prototype² was implemented as a web-based application with a React front end and a Python (FastAPI) backend. Stylus input was supported via a Huion pen tablet, while keyboard and mouse interactions were used for text input and inpainting. Two GenAI image models were integrated based on pilot testing with two design students who compared output quality, latency, and stability across different task types. *FLUX.1 Kontext Pro (FLUX.1)* handled most refinement tasks efficiently, particularly contextual spatial edits such as object movement and orientation changes, with average response times of 10–15 seconds. However, repeated iterations occasionally altered unrelated regions or slightly degraded overall image quality. *GPT-Image-1* was primarily used for object-addition tasks, producing higher-quality, more coherent results across input modalities. Although slower (around 45 seconds, approximately three to four times longer than *FLUX.1*), pilot participants preferred its visual fidelity. To balance speed and quality, *FLUX.1* was used for most refinements, while *GPT-Image-1* was selectively employed for adding new objects or regenerating degraded outputs.

Processing pipeline. Inputs from each modality followed a standardized three-step process (Figure 4): (1) *Input collection*—users provide text prompts, visual prompts, and inpainting masks (region selection); (2) *Intent interpretation*—these inputs are converted into a structured JSON message and processed by *GPT-4* or *GPT-4o* to

extract a structured textual description of the user’s refinement intent; and (3) *Image generation*—the interpreted intent is sent to the selected GenAI model: *GPT-Image-1* for object additions and *FLUX.1* for other refinement tasks. For **Visual-only** input, *GPT-4* interprets annotations and scribbles, while for **Combination** input, *GPT-4o* merges text, inpainting masks, and pen inputs into a unified representation. To reduce misinterpretation from model variability or ambiguous shorthand input, intent interpretation was constrained to seven predefined refinement types (*add, reshape, modify pattern, reference, reorient, resize, move*), defined through system prompts for structured control and consistent participant experience (Appendix A.1). The system automatically categorized user inputs into these types to guide image generation while maintaining model flexibility.

5 User Study

This section details the user study, including the overview, participants, study design, measures, procedure, and analysis methods used to address the four research questions.

5.1 Study Overview

To evaluate how different input modalities support GenAI image refinement, we conducted a within-subjects study comparing **Text-only**, **Visual-only**, and **Combination** prompting using the prototype described in Section 4. The study examined how each modality

²Prototype code, task assets, and configuration details are available at <https://github.com/parkhyerim/enhancing-genai-image-refinement>.

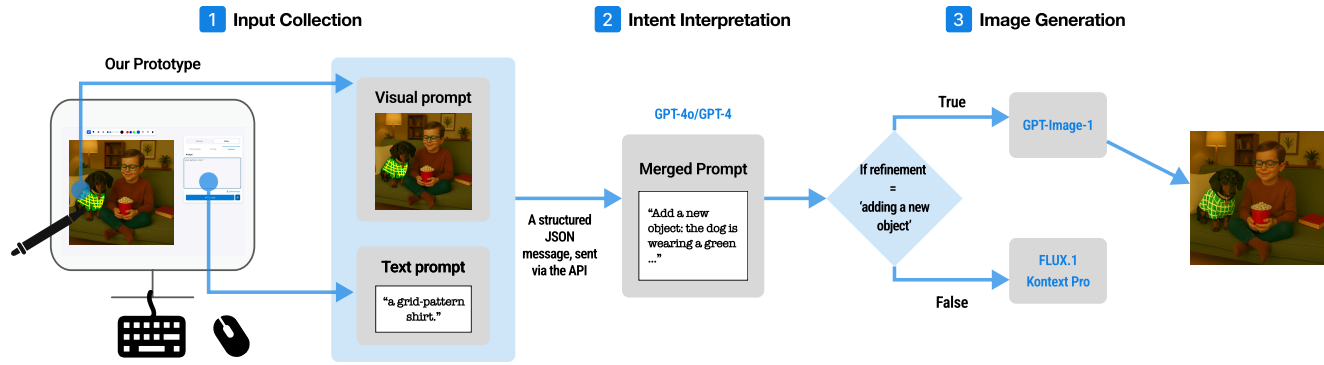


Figure 4: System pipeline of the prototype for image refinement. The process includes: (1) collecting text, visual prompts, and inpainting masks (Input Collection); (2) interpreting and merging them into a structured intent using GPT-4 or GPT-4o (Intent Interpretation); and (3) generating the refined image with either GPT-Image-1 for object additions or FLUX.1 Kontext Pro for contextual refinements (Image Generation).

affected the expression of refinement intent (RQ1); efficiency (task-completion time), workload, and user experience (RQ2); iterative refinement (RQ3); and how users adopted and switched between input modalities within the **Combination** condition (RQ4).

Based on insights from the formative study, we hypothesized that the **Visual-only** and **Combination** modalities would enable clearer intent expression than **Text-only** (H1); that **Visual-only** would improve efficiency and reduce workload, and **Combination** would enhance user experience (H2); that **Combination** would better support iterative refinement (H3); and that **Combination** would encourage flexible switching or integration of modalities depending on refinement type (H4).

5.2 Participants

Thirty participants (16 female, 14 male) participated in the study. Seventeen were professional designers and thirteen were design students, representing diverse domains, including industrial, UX/UI, graphic, architectural, and automotive interior design. Professional experience ranged from six months to 30 years. Participants' experience with GenAI image tools varied from daily to less than monthly; most (29/30) had used at least one system such as Midjourney, DALL-E, or Firefly. Twelve participants reported using a stylus at least occasionally in their workflow, while others primarily used mouse and keyboard input. Recruitment was conducted through company and university mailing lists, personal networks, and snowball sampling. Participants outside the collaborating company received non-monetary compensation valued at EUR 29. [Table 1](#) summarizes participant demographics, design roles, years of design experience, GenAI image tools used, use frequency, and stylus use.

5.3 Study Design

We used a within-subjects design to minimize individual variance across three input modalities:

- (1) **Text-only (baseline):** keyboard input with inpainting.
- (2) **Visual-only:** pen-based scribbles and annotations using a tablet and stylus.

- (3) **Combination:** free use of text, visual input, or both.

Input modality order was counterbalanced across six Latin square sequences. Participants completed two phases: a structured, closed-ended phase and an exploratory, open-ended phase. The closed-ended phase ensured comparability across modalities, while the open-ended phase captured more naturalistic refinement behaviors. Details of both phases are provided in [Section 5.5](#). As the study was conducted in English, we recruited participants who were comfortable writing in English. Text entered through typed prompts and annotations was encouraged to be in English to ensure consistency in model interpretation and analysis. However, participants were permitted to use their native language when they could not readily find an appropriate English term.

5.4 Measures

We collected both quantitative and qualitative data (full questionnaires and scales are provided in [Appendix A.3](#)):

- (1) **Subjective measures:** five NASA-TLX subscales (mental demand, temporal demand, performance, effort, and frustration), the UEQ-S (pragmatic and hedonic qualities), and two custom Likert-scale items evaluating the expression of refinement intent and support for iterative refinement.
- (2) **Behavioral measures:** task completion time, number of iterations, input modality usage logs, and generated images.
- (3) **Qualitative data:** think-aloud comments and post-study interviews, which captured participants' preferences, strategies, and perceived strengths and limitations of each modality.

Mapping to RQs. The study's measures and data sources were aligned with the four research questions as follows:

- (1) **RQ1:** Expression of refinement intent item and input-output image analysis.
- (2) **RQ2:** Task completion time, NASA-TLX, and UEQ-S.
- (3) **RQ3:** Iterative refinement item and qualitative interview analysis.
- (4) **RQ4:** Multimodal usage patterns from input modality usage logs and post-study interviews.

Table 1: Participant demographics ($N = 30$), including gender (G), design role, years of experience (YoE), GenAI image tools used, use frequency, and stylus use. Abbreviations: <Monthly = less than once a month; Monthly = once a month; 2–3×/wk = two to three times per week.

ID	G	Design Role	YoE	GenAI Image Tools	GenAI Use	Stylus Use
1	M	Creative Director	16	Midjourney, RunwayML, Kling AI	Daily	Weekly
2	M	Designer / Creative Technologist	4	ComfyUI, Flux	2–3×/wk	Monthly
3	M	Architect	25	None	2–3×/wk	No
4	M	Design Lead (Concept/UX/UI/Interior)	26	ChatGPT, Midjourney, RunwayML	Monthly	No
5	F	Architect	30	Midjourney, DALL-E	Monthly	No
6	F	Junior UX/Service Designer	3.5	DALL-E, Firefly	Weekly	No
7	M	UX/UI Developer	5	DALL-E, Firefly, Grok	Monthly	No
8	F	Graphic Designer / Communicator	6	Internal company tool	Monthly	<Monthly
9	M	UI/UX Designer (Early Phase)	18	Midjourney, DALL-E, Reve	Weekly	Weekly
10	F	Innovation Manager (Digital Products)	10	Firefly, Midjourney, DALL-E	Weekly	No
11	M	Contemporary Artist	7	Firefly	Monthly	Weekly
12	M	UX Designer	16	Midjourney, Stable Diffusion, ComfyUI	2–3×/wk	No
13	M	UX / Concept Designer	8	Midjourney, DALL-E, Vizcom, RunwayML, Firefly	Monthly	2–3×/wk
14	F	UX Designer	15	Midjourney, DALL-E	Monthly	No
15	F	Architecture Student (Master)	10	Sora	<Monthly	No
16	M	Exterior Designer	3	Midjourney, Vizcom	Weekly	Monthly
17	M	Industrial Design Student	3	Midjourney, DALL-E, Firefly, Vizcom, Krea, Recraft	Weekly	No
18	F	UX Design Student (Concept)	2	DALL-E, Firefly	2–3×/wk	No
19	F	Computer Science & Design Student	3.5	Midjourney, DALL-E, Firefly, Stable Diffusion, Imagen, Flux	Monthly	Daily
20	F	UX Design Student (Work-Study Program)	2	Firefly	Weekly	No
21	F	Interior Designer	17	Midjourney, DALL-E	Weekly	No
22	F	UI/UX Design Student (Working Student)	3	DALL-E, Firefly	Weekly	No
23	M	Industrial Design Intern	2.5	ChatGPT, ComfyUI	2–3×/wk	<Monthly
24	M	Industrial Design Intern / Student	4	Firefly, Midjourney, DALL-E, ComfyUI	2–3×/wk	No
25	F	Communications Design Student / Intern	1.5	Midjourney, DALL-E	<Monthly	No
26	F	Interactive Media Student	3	Firefly	<Monthly	No
27	F	Art & Multimedia Student	2.5	Midjourney, DALL-E	Weekly	Daily
28	F	Car Interior Designer	5	Midjourney, Krea	<Monthly	<Monthly
29	F	UI/UX Design Student	2.5	ComfyUI, Midjourney, DALL-E	2–3×/wk	Monthly
30	M	UX Design Student (Prototyping)	0.5	Stable Diffusion, DALL-E, GPT-Image-1	2–3×/wk	No

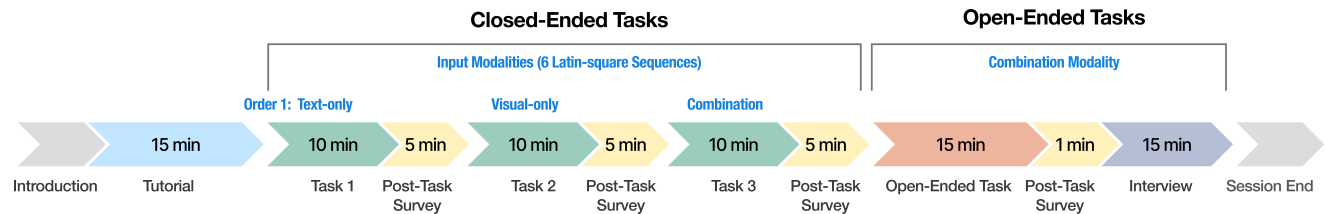


Figure 5: Overview of the user study procedure. Each session (approximately 90 minutes) included an introduction, tutorial, three closed-ended tasks with alternating input modalities (Text-only, Visual-only, and Combination), and an open-ended task conducted exclusively in the Combination modality. Surveys followed each task, and the session concluded with an interview. The closed-ended phase was counterbalanced using a Latin square design with six sequences (example illustrated: Order 1).

5.5 Procedure

Each in-person session lasted approximately 90 minutes and consisted of five phases (Figure 5). All participants provided informed consent prior to participation, and the study was conducted in accordance with institutional ethics requirements.

Introduction. Participants were briefed on the study objectives and procedure, and provided informed consent.

Tutorial and Practice. Participants were introduced to the interface, input modalities, and their corresponding devices, task types, and the visual prompt lexicon. They then practiced the **Text-only**, **Visual-only**, and **Combination** conditions, in that order, completing up to seven sample refinements covering the seven main task

types. The planned 15-minute tutorial was flexibly adjusted based on participants’ confidence and the experimenters’ observations, and participants proceeded when they felt ready. The same image set and tasks were used across all modalities.

Closed-Ended Tasks. The closed-ended phase ensured consistent refinement goals across participants, enabling systematic comparison across conditions. They completed all three input modalities in a counterbalanced order (see Appendix A.2). Each image set included a source image, an annotated version with seven task labels, and a target image. Participants refined source images to match target images as closely as possible across seven predefined refinement tasks adapted and extended from the formative study

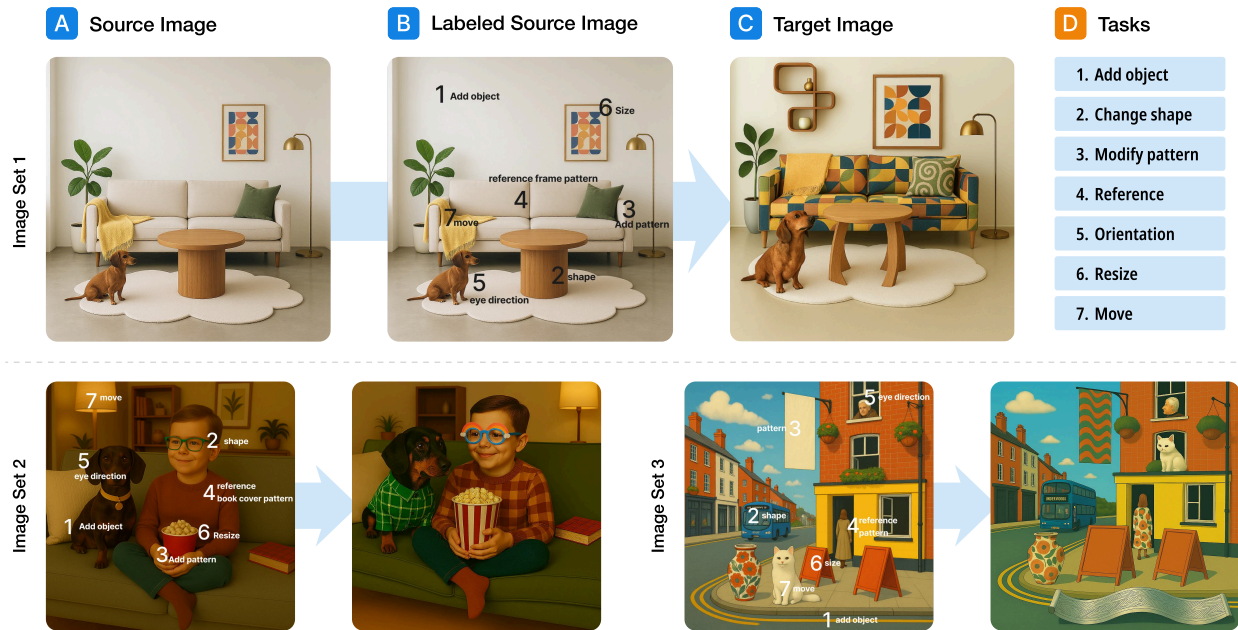


Figure 6: Closed-ended tasks: (upper) three image sets were provided, each used with a different input modality depending on the assigned Latin-square group. Each set included (A) a source image, (B) the same image annotated with seven refinement tasks, (C) a corresponding target image, and (D) an overview of the seven task types. (lower) Example labeled source and target images from Sets 2 and 3. Image sets were generated in advance with *DALL-E 3* and *FLUX.1* to ensure all participants worked with identical materials.

(Figure 6): (T1) adding an object, (T2) changing an object’s shape, (T3) modifying a pattern, (T4) referencing an attribute from another object, (T5) changing orientation, (T6) resizing an object, and (T7) moving an object. To minimize workflow disruption, a task panel displaying the source image with task labels and the corresponding target image was integrated into the interface (to the left of the working canvas), allowing participants to reference tasks without using external displays (Figure 3). The interface layout remained consistent across all modalities. Participants were instructed to complete all tasks once using the respective input modality. If needed, they could retry each task up to three times to make further adjustments. This procedure enabled evaluation of each modality’s effectiveness on the first attempt and across multiple adjustment cycles, while keeping the overall session duration within a reasonable limit. Task completion time was measured from the first input event (typing, drawing, or writing) to the click on the submit button (“Refine Image”), thereby maintaining a consistent interaction flow across modalities. All inputs and outputs were logged. While the system generated images, participants were encouraged to think aloud—explaining their reasoning and expectations. After completing each input modality condition, they completed the NASA-TLX, UEQ-S, and the refinement intent questionnaire (see Appendix A.3). This phase specifically addressed RQ1 (expressing refinement intent), RQ2 (efficiency, workload, and user experience), and RQ3 (iterative refinement).

Open-Ended Tasks. This phase aimed to capture more natural refinement behavior and creative exploration, simulating real-world GenAI workflows. Participants first generated an image of their choice using a text prompt, then refined it freely using any input modality. The entire phase lasted approximately 15 minutes. No target images were provided; participants had full control over subject matter, refinements, and choice of modality. For the initial generation, text prompting was used because the *dall-e-3* API produced more consistent results for text inputs, and the study focused on refinement rather than image generation from scratch. The open-ended task allowed participants to refine self-generated images without predefined goals, revealing intrinsic motivation, novel strategies, and potential refinement tasks beyond the seven closed-ended ones. It also examined how participants naturally combined or switched input modalities. Refinements could be applied **iteratively and incrementally** over multiple attempts. This phase specifically addressed RQ3 (iterative refinement) and RQ4 (hybrid use and strategies). All inputs and outputs were logged, followed by a short questionnaire on iterative refinement (Appendix A.3.5).

Post-Study Interview. A semi-structured interview (about 10 minutes) captured participants’ preferences, strategies, and perceived advantages or limitations across input modalities. Before the interview, all participant-generated input and output images were displayed on the canvas to facilitate recall and discussion.

Experimental Setup. Sessions were conducted in a controlled laboratory environment with a MacBook Pro running the prototype, an external monitor, a Huion pen tablet, and a keyboard/mouse. Relevant input devices were enabled according to the active modality. All interaction events (text prompts, scribbles, annotations, and submission clicks) were logged, with screen and audio recordings captured during task performance and interviews.

5.6 Data Analysis

5.6.1 Quantitative Analysis. Data normality was assessed using the Shapiro–Wilk test; as at least one condition violated this assumption for each scale, non-parametric tests were used. Overall differences between the three input modalities were examined with the Friedman test, followed by pairwise Wilcoxon signed-rank tests with Holm correction. We report $p < .05$ (two-tailed), effect sizes (Kendall’s W for Friedman tests and $r = Z/\sqrt{N}$ for Wilcoxon tests), and descriptive statistics (see Appendix A.4.1). Dependent variables included NASA-TLX and UEQ-S (RQ2) and two study-specific scales—*Expression of Refinement Intent* (RQ1) and *Iterative Refinement* (RQ3) scales—both showing high reliability ($\alpha = .88$ and $\alpha = .92$). Efficiency, workload, and user experience (RQ2) were additionally assessed via task completion time. All analyses and visualizations were conducted in Python.

5.6.2 Qualitative Analysis. Interview and think-aloud data were analyzed using thematic analysis [4, 5]. Two authors performed open coding, iteratively grouping codes into subthemes and organizing these into overarching themes aligned with the research questions. The coding framework was refined through regular discussions to reach consensus and ensure consistency. RQ4 (hybrid use and strategies) was mainly addressed through qualitative analysis, supported by descriptive analysis of multimodal usage logs.

6 Results

Results are organized by research question: RQ1 (expressing refinement intent), RQ2 (efficiency, workload, and user experience), RQ3 (iterative refinement), and RQ4 (hybrid use and strategies). Each subsection integrates quantitative and qualitative findings. Detailed statistics and additional figures are provided in Appendix A.4.

6.1 RQ1: Expressing Refinement Intent

Ratings on the Expression of Refinement Intent scale differed significantly across input modalities ($\chi^2(2) = 29.04, p < .001, W = .48$). Both **Visual-only** and **Combination** modalities were rated higher than **Text-only** across most refinement types, with particularly strong effects for spatial relations and size or scale adjustments (both $p < .001, |r| > .7$). **Combination** achieved the highest overall scores, outperforming **Text-only** across all items and exceeding **Visual-only** for local edits and visual features (see Figure 7; detailed results in Appendix A.4.2).

Qualitative findings aligned with these results. Participants emphasized that visual input provided clarity and speed in concrete spatial adjustments, orientation changes, and object relations. Arrows, circles, and scribbles were described as faster and less ambiguous than text when linking source and target elements: “The look direction...describing it is harder than just drawing an arrow (...)

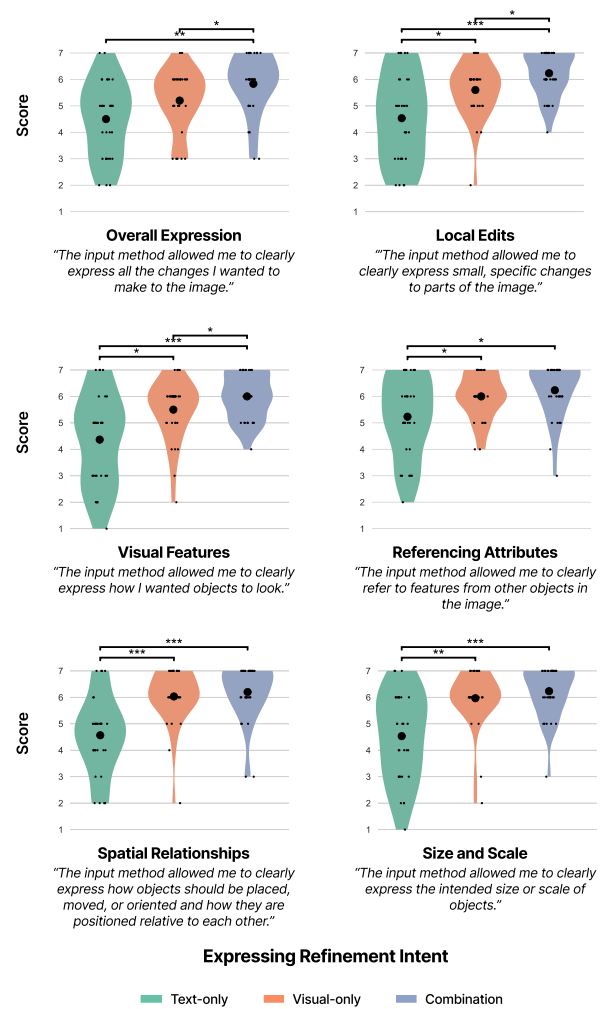


Figure 7: Expression of refinement intent ratings across modalities. Visual-only and Combination outperformed Text-only, with the Combination modality rated highest overall.

these are very practical using scribbles” (P13). Such pen-based input also improved precision and speed in complex scenes: “If it was just text I’d have to specify the middle window (...) the arrow definitely makes more sense” (P23). However, several participants noted limitations, including handwriting recognition errors (P4) and the effort or imprecision involved in drawing detailed attributes such as color or texture. In contrast, text input was preferred for global or conceptual refinements (e.g., “sky,” “futuristic”) and for naming specific or well-known objects (e.g., “Eiffel Tower,” “double-decker bus”). As P25 explained, “If I wanted to have a golden retriever, I would write it down because the AI knows what it looks like better than I can sketch.” However, text was often less effective for expressing spatial or shape-related relations, and several non-native English speakers mentioned vocabulary barriers (P13, P25). Combined inputs allowed participants to merge these strengths—using sketches

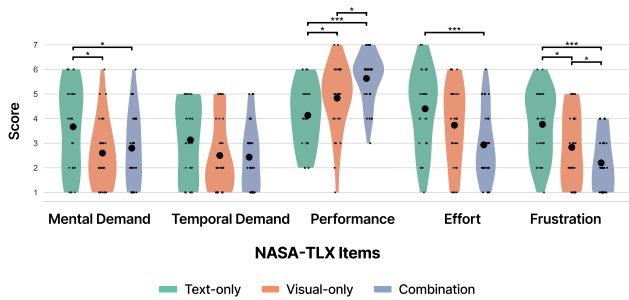


Figure 8: NASA-TLX results across modalities. Lower scores indicate less workload; performance is reversed. Visual-only and Combination lowered workload and frustration relative to Text-only.

for spatial intent and short text for detail—effectively combining spatial clarity with semantic precision: “Using scribbles and then text, you get the best of both worlds” (P1).

6.2 RQ2: Efficiency, Workload, and User Experience

6.2.1 Efficiency (Task Completion Time). Task completion times differed significantly across input modalities for spatially oriented refinements (Tasks 4–7: referencing, orientation changes, resizing, and moving) ($\chi^2(2) = 18.41, p < .001, W = .32$), but not for conceptual edits (Tasks 1–3: adding, shape changes, and pattern addition). Post-hoc comparisons showed that **Visual-only** was consistently faster than **Text-only** ($p < .01$). Orientation changes were completed in roughly half the time with **Visual-only** ($M = 16.9$ s) compared to **Text-only** ($M = 30.3$ s). No significant differences were observed between **Visual-only** and **Combination**, indicating that adding text did not increase task completion time. Although Tasks 1–3 showed no significant differences, **Text-only** refinements often took longer due to prompt reformulation, while **Visual-only** refinements involved more extended sketching. Removing outliers confirmed the same pattern: **Visual-only** and **Combination** were faster for spatially demanding edits (Appendix A.4.3).

Qualitative feedback supported these results. Participants described visual input as faster and more natural for spatial refinements such as resizing, moving, and changing orientation compared to lengthy text descriptions: “It’s easier with scribbles; I can just draw an arrow without thinking (...) position is hard to describe in text” (P28). In comparison, text prompts were preferred for broad or global edits such as lighting, material, or overall color tone, where drawing would be more time-consuming, although no significant time advantage was observed in the quantitative results: “When I say there should be a sky (...) why should I paint a sky? It’s a huge area, so you would use a text prompt” (P15). Combined inputs did not increase task completion time and were often used redundantly to ensure clarity: “I always think it couldn’t be worse if I write something to specify it” (P29).

6.2.2 Workload and Effort (NASA-TLX). A Friedman test revealed significant differences across all five NASA-TLX dimensions ($p <$

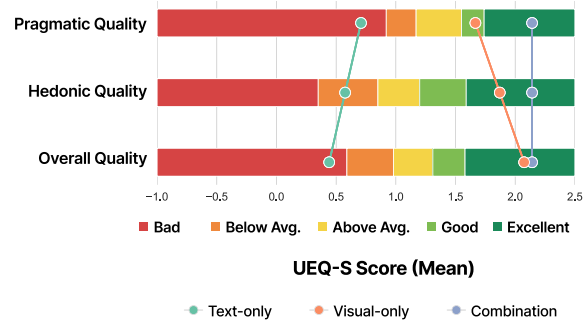


Figure 9: UEQ-S results across modalities. Visual-only and Combination scored higher than Text-only on pragmatic and hedonic quality, with the Combination modality rated highest overall.

.05). Mean scores showed that **Visual-only** reduced mental demand, temporal demand, effort, and frustration compared to **Text-only**, while performance was rated higher (see Appendix A.4.4). Post-hoc comparisons showed large effects for mental demand and frustration ($p < .01$). **Combination** provided additional benefits, yielding higher performance and lower frustration than **Visual-only**, while temporal demand did not differ significantly across modalities (Figure 8).

Qualitative insights echoed these results. Participants described visual input as intuitive and confidence-building: “When you draw something, it gives you more confidence that the result will match your intentions” (P12). They also found it enjoyable: “I just have fun if I can directly draw on the image” (P27). However, uncertainty about the system’s handwriting recognition, as well as the effort required for detailed drawings, sometimes increased mental demand and frustration, making typing feel more reliable and less taxing (P12, P22, P23). Some participants found text input less demanding due to familiarity with text-based GenAI tools: “With just using this text box, I’m very used to it (...) typing is more user-friendly” (P23). Combined inputs reduced uncertainty but occasionally disrupted workflow due to device switching, as one participant noted: “Switching tools costs time and changes your mental model” (P4).

6.2.3 User Experience (UEQ-S). Perceived user experience was assessed using the UEQ-S (Appendix A.3.4), with responses transformed from the original 1–7 scale to the standard –3 to 3 range. A Friedman test revealed significant differences across all UEQ-S dimensions ($p < .001$). Mean ratings indicated that **Visual-only** and **Combination** yielded higher pragmatic quality (e.g., efficiency, ease of use), hedonic quality (e.g., interesting, inventive), and overall scores compared to **Text-only**. Post-hoc comparisons confirmed large effects ($p < .001$): both modalities outperformed **Text-only**, with no difference between them for hedonic quality. For pragmatic quality, all pairwise differences were significant ($p < .05$), with **Combination** rated highest overall (Figure 9; detailed results in Appendix A.4.5).

Participants described visual inputs as natural and enjoyable, particularly for those with drawing-oriented workflows or design backgrounds: “I’m an architect; I always like to draw everything”

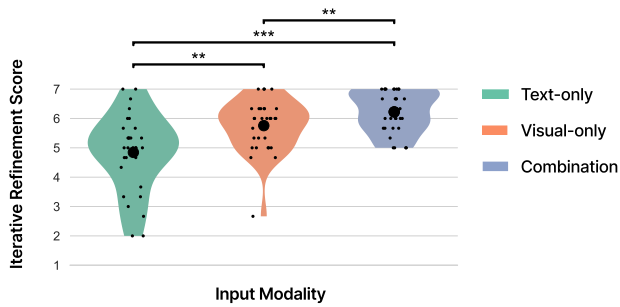


Figure 10: Iterative refinement ratings across modalities. Combination and Visual-only supported iterative refinement more effectively than Text-only.

(P3). Text input felt familiar and convenient for participants accustomed to typing or text-based GenAI tools, though several found it limiting in vocabulary and expressiveness. *“It’s really hard to describe a specific texture (...) I cannot describe it in my language”* (P13). Combined input was consistently viewed as the most flexible and powerful, enabling users to refine ideas quickly while retaining precision through text (P1, P17, P28).

6.3 RQ3: Iterative Refinement

Ratings on the Iterative Refinement scale differed significantly across input modalities ($p < .001$). **Combination** scored highest ($M = 6.2, SD = 0.7$), followed by **Visual-only** ($M = 5.8, SD = 0.9$) and **Text-only** ($M = 4.8, SD = 1.3$). Post-hoc tests confirmed all pairwise differences ($p < .001$), indicating that multimodal and visual inputs supported iterative refinement more effectively than text-based input alone (Figure 10).

Qualitative findings showed that visual input supported iterative refinement by enabling rapid, direct, and incremental adjustments without requiring users to translate ideas into text, thereby preserving flow and confidence. As one participant noted, *“When you draw something, it gives you more confidence that the result will match your intentions”* (P12). Participants often began with rough sketches to externalize ideas and explore possibilities, then progressively refined spatial form and relationships with more detailed marks. This progression illustrates how visual ambiguity can be productive early in iteration—supporting reinterpretation and adjustment—before becoming more precise as intent stabilizes, consistent with prior accounts of sketch-based exploration [17]. When using combined inputs, many described a *visual-first workflow*: they started with quick scribbles to establish spatial intent and then added text to clarify semantic details or fine-grained constraints. This sequencing supported stepwise and controlled iteration because users could build on visible visual context while maintaining their refinement intentions across iterations. By contrast, text input was preferred for conceptual or global variations (e.g., lighting, materials, tones) and for generating alternative ideas by leveraging GenAI’s creative capabilities. However, text was less effective for local refinements, as it often required repeated trial-and-error prompting to achieve precision. Participants experienced this process as disruptive and frustrating rather than creatively iterative. At the same time, visual

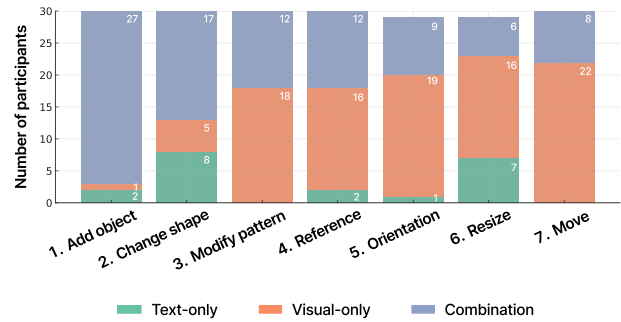


Figure 11: Input strategies (text, visual, and combined input) across seven refinement tasks in the Combination condition during the closed-ended phase. Participants had access to both text and visual input, which could be used independently or in combination. The figure shows modality use in the first iteration of each task, illustrating task-dependent selection: combined input was used most often for adding new content (Task 1), whereas visual input was used primarily for pattern modification (Task 3) and spatial adjustments (Tasks 4–7). Tasks 5–6 include $N = 29$ participants; all other tasks include $N = 30$. Per-participant distributions are provided in Appendix A.5.

input reduced ambiguity in spatial interpretation and enabled participants to “draw what they mean” (P3, P12), resulting in faster and more predictable refinement across iterations.

6.4 RQ4: Hybrid Use and Strategies in the Combination Condition

To examine how participants used and combined input modalities in the **Combination** condition—where text and visual input were available but could be used independently or together—we analyzed logged inputs alongside interview data. Two primary strategies emerged: **complementary use**, in which visual and text inputs conveyed different aspects of the refinement intent, and **redundant use**, where both modalities expressed the same information to increase clarity and confidence. **Complementary use** occurred when scribbles or annotations externalized spatial or compositional intent (e.g., object position, orientation), while text specified semantic or stylistic details (e.g., material, color, style): *“Using scribbles to draw shapes that are hard to describe with text and then using text (...)”* (P1). **Redundant use** involved repeating information across modalities to confirm or disambiguate rough sketches and counter uncertainty about system interpretation: *“I always think it couldn’t be worse if I write something to specify it”* (P29); *“I just add both (...) to make sure it’s understood”* (P20).

Task-specific patterns. Task type strongly influenced modality choice (Figure 11); detailed per-participant modality choices are provided in Appendix A.5. When adding new objects (Task 1), nearly all participants (27/30) combined text and visual input, indicating that introducing new content required both spatial specification and semantic clarification. Pattern addition (Task 3) relied mainly on visual input—18 participants used visuals exclusively and 12

combined them with text. Referencing attributes and orientation changes (Tasks 4–5) were dominated by visual input (typically arrows), with short text labels added for precision or reassurance. Moving objects (Task 7) showed a similar pattern, again favoring arrows for spatial changes. Only shape changes (Task 2) relied more on text, as participants preferred naming familiar objects (e.g., “double-decker bus”) over drawing them. Overall, modality choice was strongly shaped by task type and object familiarity.

Workflow patterns. Across tasks, most participants followed a *visual-first workflow*: quick sketches or arrows for spatial intent, then text for clarification or detail. This hybrid coordination balanced speed and precision, enabling greater expressiveness, confidence, and control. While some participants noted friction when switching between stylus and keyboard (“Switching tools costs time and changes your mental model.”, P4), others found the setup consistent with their everyday workflows (P16, P28).

7 Discussion

This study examined how visual, textual, and multimodal input modalities influence GenAI image refinement. Beyond task-level results, this section interprets the broader implications of these findings for GenAI refinement. We discuss how visual–text integration balances expressiveness and efficiency, how multimodal workflows support iterative and creative refinement, and how coordination between inputs can minimize switching friction. We also consider differences across user expertise and contexts before concluding with a discussion of study limitations and directions for future work.

7.1 Balancing Expressiveness and Efficiency Through Visual–Text Integration

Visual input improved expressiveness by reducing ambiguity in describing spatial changes and object relationships, while lowering the cognitive effort required to specify details through text. Extending prior work on sketch-based and multimodal interfaces [27, 28, 40, 45, 61], our findings show that scribbles and annotations convey layered spatial meaning rather than serving only as visual references. Participants used quick arrows, circles, and rough sketches to externalize intent that would otherwise be difficult to verbalize. Two sketching modes emerged: precise sketches for control and loose sketches for exploration, reflecting the dual role of ambiguity in design [17]. Future systems could include controls that adjust how strongly visual prompts influence model interpretation, supporting both concrete manipulation (e.g., repositioning or resizing) and exploratory edits (e.g., tone or style variations).

Visual prompting not only clarified intent but also accelerated the refinement process. Quick visual expressions allowed designers to “draw what they mean,” avoiding the trial–and–error phrasing often required by text prompts [37, 52]. Participants frequently combined visual input with short text to add semantic or stylistic detail without increasing task completion time. Quantitative results confirmed that the combined modality achieved efficiency comparable to visual input alone, suggesting that efficiency arises from fluid transitions between modalities rather than reliance on a single one. Importantly, these results show that the value of multimodal prompting lies not simply in providing more input, but in

enabling task-appropriate coordination between modalities. While the combined modality received the highest overall ratings, it did not uniformly outperform single-modality input. For spatial refinement tasks, visual input alone was often sufficient and more direct, whereas text was most effective for semantic and global changes. This differentiation highlights that effective multimodal refinement depends on how modalities are used in relation to task demands, rather than on their simultaneous presence. Overall, these findings suggest that the observed patterns are influenced less by the particular GenAI models used and more by how different input modalities support the expression of refinement intent, reflecting interaction-level dynamics that are likely to persist across GenAI image systems with comparable capabilities.

7.2 Iterative Refinement and Creative Flow

Multimodal input supported iterative refinement by balancing precise control with creative exploration. Visual input enabled rapid, direct manipulation without translating ideas into text, helping maintain creative flow. Participants often adopted a *visual-first, text-second workflow*: beginning with quick scribbles to externalize spatial intent and then layering text to clarify or extend meaning. This approach allowed stepwise iteration while retaining context between changes. This pattern indicates that designers actively choose and sequence modalities to manage ambiguity and maintain control during refinement, rather than defaulting to multimodal input simply because it is available. Such behavior aligns with prior accounts of sketch-based iteration, where rough sketches invite reinterpretation while detailed ones constrain outcomes [14, 17, 42, 49]. These findings suggest that multimodal prompting reframes refinement as an interactive, evolving process rather than a linear sequence of corrections. Fluid transitions between modalities allowed participants’ intent to develop in real time through reflection and reinterpretation. Designers switched modalities based on task type and desired control level. Interfaces that preserve this flow should keep interaction on the canvas, provide immediate visual feedback, and support small, reversible steps that encourage experimentation. Quantitative results reinforce this pattern, showing that the combined modality supported iterative refinement more effectively than either text or visual input alone. Multimodal workflows thus sustain creative momentum and enable continuous, context-aware refinement without disrupting rhythm.

7.3 Multimodal Coordination and Minimizing Switching Friction

When both input types were available, participants adopted two main strategies. In complementary use, scribbles conveyed spatial composition while text specified semantic or stylistic details. In redundant use, participants repeated information across modalities to confirm system interpretation. Such redundancy could be interpreted as inefficiency or as a sign of insufficient system feedback and transparency. In our study, participants often responded to this uncertainty by deliberately repeating information across modalities as a way to gain confidence in how their input would be interpreted. In this sense, redundancy functioned as an adaptive strategy while also highlighting opportunities to improve system feedback and

transparency. These strategies unfolded within a hybrid physical device workflow. Participants frequently alternated between drawing with a pen, typing on a keyboard, and selecting regions, and several reported friction when switching between input devices, consistent with costs observed in prior work on hybrid interfaces [13]. Although the combined modality did not increase task completion time, moments of hesitation or re-confirmation emerged during these transitions, shaping how participants coordinated modalities and when they chose to reinforce intent through redundancy. These observations highlight the need for environments that allow hand-writing, drawing, and typing within a single continuous workspace, provide clear and timely feedback about input interpretation, and offer lightweight on-canvas tools that reduce coordination costs while treating redundancy as a valid confirmation strategy. By making interpretation more transparent, future systems could minimize switching friction and reduce the need for redundant specification while preserving users' sense of control.

7.4 Adapting to Expertise and Context

Input preferences varied by task type, user background, and device familiarity. Drawing-oriented professionals and stylus users generally favored visual input, whereas participants more accustomed to keyboard–mouse workflows or text-based GenAI tools preferred typing. Some participants noted that visual input could also benefit non-design contexts such as casual photo editing, marketing, or communication tasks [43]. These findings suggest that visual prompting holds potential beyond professional design, extending to broader creative and everyday applications. To accommodate such diversity, GenAI systems should adapt to users' device ecologies by providing optimized workflows for pen tablets, touchscreens, and keyboard–mouse setups, and by allowing users to pin frequently used tools near the canvas. Multimodal interfaces should further account for different expertise levels and usage contexts, enabling accessible and flexible GenAI-assisted refinement across professional and casual use.

7.5 Limitations and Future Work

This study has several limitations. Because the study was conducted in a controlled laboratory environment with predefined tasks and limited iteration cycles, it may not fully capture real-world GenAI refinement practices. While the open-ended phase supported more exploratory and self-directed use of multimodal input, practical constraints such as session duration and model latency limited the extent of iterative refinement observed. The system also provided a limited visual lexicon for user reference, which may have influenced how participants interpreted and used visual prompts.

While participants represented multiple design domains, about one-third came from UI/UX backgrounds and varied in their familiarity with stylus input. Designers less accustomed to stylus-based pen tablet interaction may have experienced a learning curve that affected performance and preferences. Input modalities in the prototype were coupled with physical input devices: text-only prompting relied on mouse-based inpainting, while visual and combined prompting used pen input. This coupling reflects how current GenAI tools are typically encountered in practice, but it may have influenced performance or user experience, particularly for spatial

refinements. Accordingly, the results should be interpreted as reflecting realistic interaction contexts rather than device-controlled comparisons, and systematically disentangling modality and device effects remains an important direction for future work.

The prototype also imposed technical constraints. Image quality occasionally degraded across repeated *FLUX.1* iterations, and *GPT-Image-1* incurred higher latency for complex tasks. Outputs were non-deterministic and sometimes produced minor inconsistencies across runs. Although participants were instructed to focus on interaction experience and modality expressiveness rather than output quality or speed, these factors may still have influenced perceptions of control and satisfaction. As model performance improves, faster and more stable responses may reveal further benefits of multimodal prompting. The prototype was instantiated using specific GenAI image models and a predefined set of seven refinement tasks. These tasks were derived from a formative study and represent common refinement actions in design practice, such as adding, moving, resizing, and modifying visual attributes. Accordingly, the findings should not be interpreted as benchmarks of model performance or as exhaustive coverage of refinement tasks, but rather as illustrations of how different input modalities shape refinement behavior within the studied setup. Moreover, the study did not include an objective measure of task success or output quality. While we assessed efficiency and subjective perceptions such as workload and perceived expressiveness, the quality of the final images was not evaluated through expert ratings or perceptual evaluation methods. Given the non-deterministic nature of GenAI outputs and the use of multiple models, introducing a single objective quality metric was beyond the scope of this work. Future research could apply expert-based or perceptual evaluation methods to directly assess output quality and examine potential speed–accuracy trade-offs across input modalities.

Future work should involve a broader participant pool with more experienced pen users and conduct longitudinal or in-the-wild studies to observe multimodal refinement in natural GenAI use contexts. Such studies could also reveal richer visual languages of scribbles and annotations that communicate intent to GenAI systems. Extending beyond individual refinement workflows to collaborative scenarios could further show how scribbles and annotations support co-creation and shared intent [51]. Future research could also expand beyond short, controlled refinement tasks to explore how multimodal prompting supports more dynamic or multi-stage creation (e.g., sequence edits or storytelling), improving ecological validity and relevance to real-world GenAI workflows. Finally, future work could investigate interface mechanisms that support smoother modality transitions, building on our findings about switching friction to explore how unified input systems can better sustain creative flow.

8 Conclusion

This work investigated how multimodal prompting—combining text, pen-based scribbles, and annotations—can enhance refinement in GenAI image tools. While existing systems primarily support ideation, we focused on iterative adjustments within GenAI workflows, where designers refine composition, orientation, visual details, and reference objects in images. Building on insights from

a formative study with professional designers ($N = 7$), we developed a prototype and conducted a within-subjects study with 30 designers and design students to compare text-only, visual-only, and combined input modalities across both closed- and open-ended refinement tasks. Our findings show that visual prompting offers clear advantages for expressing spatial and relational intent, improving clarity, speed, and perceived control in refinement. Text input, in contrast, remained effective for semantic and stylistic modifications that benefit from linguistic precision and conceptual flexibility. The combined modality achieved the highest overall ratings, enabling designers to balance spatial expressiveness with semantic detail through complementary and iterative use of both modalities. Participants frequently integrated visual and textual cues—either sequentially or redundantly—to reduce ambiguity and build confidence in their iterative workflows. These results highlight how multimodal prompting can bridge the gap between text-centric GenAI interfaces and the visually grounded nature of design practice. By enabling designers to communicate refinement intent more directly and intuitively, such tools can evolve from rapid ideation aids into integrated supports for diverse stages of creative work. Future research could explore adaptive, task-aware interfaces that dynamically support modality switching with minimal friction, as well as longitudinal or in-the-wild studies to examine how multimodal prompting fosters creativity and supports diverse real-world GenAI workflows.

Acknowledgments

We sincerely thank all participants in our studies as well as the anonymous reviewers for their time and valuable feedback. We also thank Leo Leinmüller and Christian Schick for their support during the prototyping phase. For this manuscript, we used generative AI tools to improve readability (e.g., spelling and rephrasing). All substantive content, analysis, and conclusions were developed by the authors, who retain full responsibility for the work.

References

- [1] Krzysztof Adamkiewicz, Paweł Wojciech Woźniak, Julia Dominiak, Andrzej Romanowski, Jakob Karolus, and Stanislav Frolov. 2025. PromptMap: An Alternative Interaction Style for AI-Based Image Generation. In *Proceedings of the 30th International Conference on Intelligent User Interfaces (UII '25)*. ACM, New York, NY, USA, 1162–1176. doi:10.1145/3708359.3712150
- [2] Adobe. 2025. Adobe Firefly – Generative AI for creatives. <https://www.adobe.com/products/firefly.html>
- [3] Stephen Brade, Bryan Wang, Mauricio Sousa, Sageev Oore, and Tovi Grossman. 2023. Promptify: Text-to-Image Generation through Interactive Prompt Exploration with Large Language Models. In *Proceedings of the 36th Annual ACM Symposium on User Interface Software and Technology (UIST '23)*. ACM, New York, NY, USA, 1–14. doi:10.1145/3586183.3606725
- [4] Virginia Braun and Victoria Clarke. 2012. Thematic analysis. In *APA handbook of research methods in psychology, Vol 2: Research designs: Quantitative, qualitative, neuropsychological, and biological*, Harris Cooper, Paul M. Camic, Debra L. Long, A. T. Panter, David Rindskopf, and Kenneth J. Sher (Eds.). American Psychological Association, Washington, 57–71. doi:10.1037/13620-004
- [5] Virginia Braun and Victoria Clarke. 2021. One size fits all? What counts as quality practice in (reflexive) thematic analysis? *Qualitative Research in Psychology* 18, 3 (July 2021), 328–352. doi:10.1080/14780887.2020.1769238
- [6] Liuqing Chen, Qianzhi Jing, Yixin Tsang, Qianyi Wang, Ruocong Liu, Duowei Xia, Yunzhan Zhou, and Lingyun Sun. 2024. AutoSpark: Supporting Automobile Appearance Design Ideation with Kansei Engineering and Generative AI. In *Proceedings of the 37th Annual ACM Symposium on User Interface Software and Technology*. ACM, Pittsburgh PA USA, 1–19. doi:10.1145/3654777.3676337
- [7] Liuqing Chen, Yaxuan Song, Jia Guo, Lingyun Sun, Peter Childs, and Yuan Yin. 2025. How generative AI supports human in conceptual design. *Design Science* 11 (2025), e9. doi:10.1017/dsj.2025.2
- [8] DaEun Choi, Sumin Hong, Jeongeon Park, John Joon Young Chung, and Juho Kim. 2024. CreativeConnect: Supporting Reference Recombination for Graphic Design Ideation with Generative AI. In *Proceedings of the CHI Conference on Human Factors in Computing Systems*. ACM, Honolulu HI USA, 1–25. doi:10.1145/3613904.3642794
- [9] DaEun Choi, Kihoon Son, HyunJoon Jung, and Juho Kim. 2025. Expandora: Broadening Design Exploration with Text-to-Image Model. In *Proceedings of the Extended Abstracts of the CHI Conference on Human Factors in Computing Systems (CHI EA '25)*. ACM, New York, NY, USA, 1–10. doi:10.1145/3706599.3720189
- [10] John Joon Young Chung and Eytan Adar. 2023. PromptPaint: Steering Text-to-Image Generation Through Paint Medium-like Interactions. In *Proceedings of the 36th Annual ACM Symposium on User Interface Software and Technology*. ACM, San Francisco CA USA, 1–17. doi:10.1145/3586183.3606777
- [11] Hai Dang, Frederik Brudy, George Fitzmaurice, and Fraser Anderson. 2023. WorldSmith: Iterative and Expressive Prompting for World Building with a Generative AI. In *Proceedings of the 36th Annual ACM Symposium on User Interface Software and Technology (UIST '23)*. ACM, New York, NY, USA, 1–17. doi:10.1145/3586183.3606772
- [12] K. J. Kevin Feng, Maxwell James Coppock, and David W. McDonald. 2023. How Do UX Practitioners Communicate AI as a Design Material? Artifacts, Conceptions, and Propositions. In *Proceedings of the 2023 ACM Designing Interactive Systems Conference*. ACM, Pittsburgh PA USA, 2263–2280. doi:10.1145/3563657.3596101
- [13] Margaret Jean Foley, Quentin Roy, Da-Yuan Huang, Wei Li, and Daniel Vogel. 2022. Switching Between Standard Pointing Methods with Current and Emerging Computer Form Factors. In *Proceedings of the 2022 CHI Conference on Human Factors in Computing Systems (CHI '22)*. ACM, New York, NY, USA, 1–14. doi:10.1145/3491102.3517433
- [14] William W. Gaver, Jacob Beaver, and Steve Benford. 2003. Ambiguity as a resource for design. In *Proceedings of the SIGCHI Conference on Human Factors in Computing Systems (CHI '03)*. ACM, New York, NY, USA, 233–240. doi:10.1145/642611.642653
- [15] Frederic Gmeiner, Humphrey Yang, Lining Yao, Kenneth Holstein, and Nikolas Martelaro. 2023. Exploring Challenges and Opportunities to Support Designers in Learning to Co-create with AI-based Manufacturing Design Tools. In *Proceedings of the 2023 CHI Conference on Human Factors in Computing Systems*. ACM, Hamburg Germany, 1–20. doi:10.1145/3544548.3580999
- [16] Gabriela Goldschmidt. 2003. The Backtalk of Self-Generated Sketches. *Design Issues* 19, 1 (2003), 72–88. <https://www.jstor.org/stable/1512057>
- [17] Mark D. Gross and Ellen Yi-Luen Do. 1996. Ambiguous intentions: a paper-like interface for creative design. In *Proceedings of the 9th annual ACM symposium on User interface software and technology - UIST '96*. ACM, Seattle, Washington, United States, 183–192. doi:10.1145/237091.237119
- [18] Ken Hinckley, Koji Yatani, Michel Pahud, Nicole Coddington, Jenny Rodenhouse, Andy Wilson, Hrvoje Benko, and Bill Buxton. 2010. Pen + touch = new tools. In *Proceedings of the 23rd annual ACM symposium on User interface software and technology*. ACM, New York New York USA, 27–36. doi:10.1145/1866029.1866036
- [19] Rong Huang, Haichuan Lin, Chuanzhang Chen, Kang Zhang, and Wei Zeng. 2024. PlantoGraphy: Incorporating Iterative Design Process into Generative Artificial Intelligence for Landscape Rendering. In *Proceedings of the CHI Conference on Human Factors in Computing Systems*. ACM, Honolulu HI USA, 1–19. doi:10.1145/3613904.3642824
- [20] Nanna Inie, Jeanette Falk, and Steve Tanimoto. 2023. Designing Participatory AI: Creative Professionals' Worries and Expectations about Generative AI. In *Extended Abstracts of the 2023 CHI Conference on Human Factors in Computing Systems*. ACM, Hamburg Germany, 1–8. doi:10.1145/3544549.3585657
- [21] Ben Jonson. 2005. Design ideation: the conceptual sketch in the digital age. *Design Studies* 26, 6 (Nov. 2005), 613–624. doi:10.1016/j.destud.2005.03.001
- [22] Hui-Jun Kim, Jeongho Kim, Sohyun Jeong, Minbong Lee, Jaegul Choo, and Sung-Hee Kim. 2025. ShoeGenAI: A Creativity Support Tool Bridging Design Intention and Feasibility in Shoe Design. In *Proceedings of the 38th Annual ACM Symposium on User Interface Software and Technology (UIST '25)*. ACM, New York, NY, USA, 1–18. doi:10.1145/3746059.3747691
- [23] James A. Landay and Brad A. Myers. 1995. Interactive sketching for the early stages of user interface design. In *Proceedings of the SIGCHI Conference on Human Factors in Computing Systems (CHI '95)*. ACM, USA, 43–50. doi:10.1145/223904.223910 ACM Press/Addison-Wesley Publishing Co..
- [24] Seung Won Lee, Tae Hee Jo, Semin Jin, Jiin Choi, Kyungwon Yun, Sergio Bromberg, Seonghoon Ban, and Kyung Hoon Hyun. 2024. The Impact of Sketch-guided vs. Prompt-guided 3D Generative AIs on the Design Exploration Process. In *Proceedings of the CHI Conference on Human Factors in Computing Systems*. ACM, Honolulu HI USA, 1–18. doi:10.1145/3613904.3642218
- [25] Zejian Li, Ying Zhang, Shengzhe Zhou, Qi Liu, Jiesi Zhang, Haoran Xu, Shuyao Chen, Xiaoyu Chen, and Lingyun Sun. 2025. RealtimeGen: An Intervenable AI Image Generation System for Commercial Digital Art Asset Creators. *International Journal of Human-Computer Interaction* 41, 11 (June 2025), 6613–6636. doi:10.1080/10447318.2024.2382508 _eprint: <https://doi.org/10.1080/10447318.2024.2382508>.

- [26] Zhaohui Liang, Xiaoyu Zhang, Kevin Ma, Zhao Liu, Xipei Ren, Kosa Goucher-Lambert, and Can Liu. 2025. StoryDiffusion: How to Support UX Storyboarding With Generative-AI. In *Proceedings of the 27th International Conference on Multimodal Interaction (ICMI '25)*. ACM, New York, NY, USA, 135–144. doi:10.1145/3716553.3750793
- [27] David Chuan-En Lin, Hyeonsu B. Kang, Nikolas Martelaro, Aniket Kittur, Yan-Ying Chen, and Matthew K. Hong. 2025. Inkspire: Supporting Design Exploration with Generative AI through Analogical Sketching. In *Proceedings of the 2025 CHI Conference on Human Factors in Computing Systems (CHI '25)*. ACM, New York, NY, USA, 1–18. doi:10.1145/3706598.3713397
- [28] Haichuan Lin, Yilin Ye, Jiazhi Xia, and Wei Zeng. 2025. SketchFlex: Facilitating Spatial-Semantic Coherence in Text-to-Image Generation with Region-Based Sketches. In *Proceedings of the 2025 CHI Conference on Human Factors in Computing Systems (CHI '25)*. ACM, New York, NY, USA, 1–19. doi:10.1145/3706598.3713801
- [29] Vivian Liu, Han Qiao, and Lydia Chilton. 2022. Opal: Multimodal Image Generation for News Illustration. In *Proceedings of the 35th Annual ACM Symposium on User Interface Software and Technology (UIST '22)*. ACM, New York, NY, USA, 1–17. doi:10.1145/3526113.3545621
- [30] Vivian Liu, Jo Vermeulen, George Fitzmaurice, and Justin Matejka. 2023. 3DALL-E: Integrating Text-to-Image AI in 3D Design Workflows. In *Proceedings of the 2023 ACM Designing Interactive Systems Conference*. ACM, Pittsburgh PA USA, 1955–1977. doi:10.1145/3563657.3596098
- [31] llyasviel. 2025. ControlNet. <https://github.com/llyasviel/ControlNet> GitHub repository (Apache-2.0 license).
- [32] Mario Michelessa, Jamie Ng, Christophe Hurter, and Brian Y. Lim. 2025. Varif.ai to Vary and Verify User-Driven Diversity in Scalable Image Generation. In *Proceedings of the 2025 ACM Designing Interactive Systems Conference (DIS '25)*. ACM, New York, NY, USA, 1867–1885. doi:10.1145/3715336.3735847
- [33] Midjourney. 2025. Midjourney. <https://www.midjourney.com/website>
- [34] OpenAI. 2024. Editing your images with DALL-E | OpenAI Help Center. <https://help.openai.com/en/articles/9055440-editing-your-images-with-dall-e>
- [35] OpenAI. 2025. DALL-E 3. <https://openai.com/index/dall-e-3/>
- [36] Hyerim Park and Malin Eiband. 2024. Designing for Visual Thinkers: Overcoming Text-Centric Limitations in GenAI Tools. <https://doi.org/10.5281/zenodo.14186390> Workshop paper, Zenodo.
- [37] Hyerim Park, Joscha Eirich, Andre Luckow, and Michael Sedlmair. 2024. "We Are Visual Thinkers, Not Verbal Thinkers!": A Thematic Analysis of How Professional Designers Use Generative AI Image Generation Tools. In *Nordic Conference on Human-Computer Interaction*. ACM, Uppsala Sweden, 1–14. doi:10.1145/3679318.3685370
- [38] Hyerim Park, Joscha Eirich, Andre Luckow, and Michael Sedlmair. 2025. Design and Evaluation of a Generative AI-Driven VR Texturing Tool: A Design Science Approach. In *ECIS 2025 Proceedings*. Association for Information Systems. <https://aisel.aisnet.org/ecis2025/hci/hci/2>
- [39] Xiaohan Peng, Janin Koch, and Wendy E. Mackay. 2024. DesignPrompt: Using Multimodal Interaction for Design Exploration with Generative AI. In *Designing Interactive Systems Conference*. ACM, IT University of Copenhagen Denmark, 804–818. doi:10.1145/3643834.3661588
- [40] Xiaohan Peng, Janin Koch, and Wendy E. Mackay. 2025. FusAI: Composing Generative AI Visual Prompts Using Pen-based Interaction. In *Proceedings of the 2025 CHI Conference on Human Factors in Computing Systems (CHI '25)*. ACM, New York, NY, USA, 1–20. doi:10.1145/3706598.3714027
- [41] Beryl Plimmer and Mark Apperley. 2002. Computer-aided sketching to capture preliminary design. In *Proceedings of the Third Australasian User Interfaces Conference (AUI/C2002) (Conferences in Research and Practice in Information Technology, Vol. 7)*, John Grundy and Paul Calder (Eds.). Australian Computer Society, Inc., Melbourne, Australia. <https://hdl.handle.net/10289/4721>
- [42] Miquel Prats and C. F. Earl. 2006. Exploration through drawings in the conceptual stages of product design. In *Design Computing and Cognition*, J. Gero (Ed.). Springer, Dordrecht, 83–102. <https://oro.open.ac.uk/7417/>
- [43] Samsung. 2024. Use AI editing tools in Gallery on your Galaxy phone or tablet. <https://www.samsung.com/us/support/answer/ANS10000934/>
- [44] D. A. Schön. 1992. Designing as reflective conversation with the materials of a design situation. *Knowledge-Based Systems* 5, 1 (March 1992), 3–14. doi:10.1016/0950-7051(92)90020-G
- [45] Xinyu Shi, Yinghou Wang, Ryan Rossi, and Jian Zhao. 2025. Brickify: Enabling Expressive Design Intent Specification through Direct Manipulation on Design Tokens. In *Proceedings of the 2025 CHI Conference on Human Factors in Computing Systems*. ACM, Yokohama Japan, 1–20. doi:10.1145/3706598.3714087
- [46] Yang Shi, Tian Gao, Xiaohan Jiao, and Nan Cao. 2023. Understanding Design Collaboration Between Designers and Artificial Intelligence: A Systematic Literature Review. *Proc. ACM Hum.-Comput. Interact.* 7, CSCW2 (Oct. 2023), 368:1–368:35. doi:10.1145/3610217
- [47] Kihoon Son, DaEun Choi, Tae Soo Kim, Young-Ho Kim, and Juho Kim. 2024. GenQuery: Supporting Expressive Visual Search with Generative Models. In *Proceedings of the CHI Conference on Human Factors in Computing Systems (CHI '24)*. ACM, New York, NY, USA, 1–19. doi:10.1145/3613904.3642847
- [48] Zhida Sun, Zhenyao Zhang, Yue Zhang, Min Lu, Dani Lischinski, Daniel Cohen-Or, and Hui Huang. 2025. Creative Blends of Visual Concepts. In *Proceedings of the 2025 CHI Conference on Human Factors in Computing Systems (CHI '25)*. ACM, New York, NY, USA, 1–17. doi:10.1145/3706598.3713683
- [49] H. H. Tang, Y. Y. Lee, and J. S. Gero. 2011. Comparing collaborative co-located and distributed design processes in digital and traditional sketching environments: A protocol study using the function-behaviour-structure coding scheme. *Design Studies* 32, 1 (Jan. 2011), 1–29. doi:10.1016/j.destud.2010.06.004
- [50] Yuying Tang, Ningning Zhang, Mariana Ciancia, and Zhigang Wang. 2024. Exploring the Impact of AI-generated Image Tools on Professional and Non-professional Users in the Art and Design Fields. In *Companion Publication of the 2024 Conference on Computer-Supported Cooperative Work and Social Computing (CSCW Companion '24)*. ACM, New York, NY, USA, 451–458. doi:10.1145/3678884.3681890
- [51] Sirui Tao, Ivan Liang, Cindy Peng, Zhiqing Wang, Srishti Palani, and Steven P. Dow. 2025. DesignWeaver: Dimensional Scaffolding for Text-to-Image Product Design. In *Proceedings of the 2025 CHI Conference on Human Factors in Computing Systems (CHI '25)*. ACM, New York, NY, USA, 1–26. doi:10.1145/3706598.3714211
- [52] Jakob Tholander and Martin Jonsson. 2023. Design Ideation with AI - Sketching, Thinking and Talking with Generative Machine Learning Models. In *Proceedings of the 2023 ACM Designing Interactive Systems Conference (DIS '23)*. ACM, New York, NY, USA, 1930–1940. doi:10.1145/3563657.3596014
- [53] Severi Uusitalo, Antti Salovaara, Tero Jokela, and Marja Salmimaa. 2024. "Clay to Play With": Generative AI Tools in UX and Industrial Design Practice. In *Designing Interactive Systems Conference*. ACM, IT University of Copenhagen Denmark, 1566–1578. doi:10.1145/3643834.3661624
- [54] Mathias Peter Verheijden and Mathias Funk. 2023. Collaborative Diffusion: Boosting Designery Co-Creation with Generative AI. In *Extended Abstracts of the 2023 CHI Conference on Human Factors in Computing Systems*. ACM, Hamburg Germany, 1–8. doi:10.1145/3544549.3585680
- [55] Veera Vimpari, Annakaisa Kultima, Perttu Hämäläinen, and Christian Guckelsberger. 2023. "An Adapt-or-Die Type of Situation": Perception, Adoption, and Use of Text-to-Image-Generation AI by Game Industry Professionals. *Proceedings of the ACM on Human-Computer Interaction* 7, CHI PLAY (Sept. 2023), 131–164. doi:10.1145/3611025
- [56] Daniel Vogel and Géry Casiez. 2011. Conté: multimodal input inspired by an artist's crayon. In *Proceedings of the 24th annual ACM symposium on User interface software and technology*. ACM, Santa Barbara California USA, 357–366. doi:10.1145/2047196.2047242
- [57] Shun-Yi Wang, Wei-Chung Su, Serena Chen, Ching-Yi Tsai, Marta Misztal, Katherine M. Cheng, Alwena Lin, Yu Chen, and Mike Y. Chen. 2024. RoomDreaming: Generative-AI Approach to Facilitating Iterative, Preliminary Interior Design Exploration. In *Proceedings of the CHI Conference on Human Factors in Computing Systems*. ACM, Honolulu HI USA, 1–20. doi:10.1145/3613904.3642901
- [58] Wen-Fan Wang, Ting-Ying Lee, Chien-Ting Lu, Che-Wei Hsu, Nil Ponsa I Campañya, Yu Chen, Mike Y. Chen, and Bing-Yu Chen. 2025. GenTune: Toward Traceable Prompts to Improve Controllability of Image Refinement in Environment Design. In *Proceedings of the 38th Annual ACM Symposium on User Interface Software and Technology*. ACM, Busan Republic of Korea, 1–21. doi:10.1145/3746059.3747774
- [59] Wen-Fan Wang, Chien-Ting Lu, Nil Ponsa i Campañya, Bing-Yu Chen, and Mike Y. Chen. 2025. Aldeation: Designing a Human-AI Collaborative Ideation System for Concept Designers. In *Proceedings of the 2025 CHI Conference on Human Factors in Computing Systems (CHI '25)*. ACM, New York, NY, USA, 1–28. doi:10.1145/3706598.3714148
- [60] Zhijie Wang, Yuheng Huang, Da Song, Lei Ma, and Tianyi Zhang. 2024. PromptCharm: Text-to-Image Generation through Multi-modal Prompting and Refinement. In *Proceedings of the CHI Conference on Human Factors in Computing Systems*. ACM, Honolulu HI USA, 1–21. doi:10.1145/3613904.3642803
- [61] Christoph Johannes Weber, Jenny Huang, and Sylvia Rothe. 2025. Drawing-in-Steps: Supporting Creative Goals through User Engagement via Hierarchical Image Generation. In *Proceedings of the 2025 ACM International Conference on Interactive Media Experiences (IMX '25)*. ACM, New York, NY, USA, 108–125. doi:10.1145/3706370.3727862
- [62] Jiahui Yu, Zhe Lin, Jimei Yang, Xiaohui Shen, Xin Lu, and Thomas S. Huang. 2018. Generative Image Inpainting with Contextual Attention. <http://arxiv.org/abs/1801.07892> arXiv:1801.07892.
- [63] J.D. Zamfirescu-Pereira, Richmond Y. Wong, Bjoern Hartmann, and Qian Yang. 2023. Why Johnny Can't Prompt: How Non-AI Experts Try (and Fail) to Design LLM Prompts. In *Proceedings of the 2023 CHI Conference on Human Factors in Computing Systems (CHI '23)*. ACM, New York, NY, USA, 1–21. doi:10.1145/3544548.3581388
- [64] Hongbo Zhang, Pei Chen, Xuelong Xie, Chaoyi Lin, Lianyan Liu, Zhuoshu Li, Weitao You, and Lingyun Sun. 2024. ProtoDreamer: A Mixed-prototype Tool Combining Physical Model and Generative AI to Support Conceptual Design. In *Proceedings of the 37th Annual ACM Symposium on User Interface Software and Technology (UIST '24)*. ACM, New York, NY, USA, 1–18. doi:10.1145/3654777.3676399

A Appendix

A.1 System Prompt

This section presents the system prompt that operationalizes multimodal refinement by mapping user inputs to structured image-editing actions. [Listing 1](#) shows the prompt used in the prototype.

Listing 1: System prompt for mapping multimodal user inputs to one of seven predefined refinement actions, appending the corresponding Action Guide, and merging any user-specified “Required Instructions” into a single executable editing prompt.

```

1 if (mode == "text" or mode == "combined"):
2     required_prompt_text =
3     """4. Then, if the user has included "Required instructions:",
4         ↳ extract the description and append any new information to
5         ↳ the selected Action Guide prompt. The result should be a
6         ↳ clear and actionable editing instruction that combines the
7         ↳ intent of both prompts. For example, if the selected
8         ↳ Action Guide prompt is "Add a pattern: Add a wavy pattern
9         ↳ to the pillow" and the user's required instructions are
10        ↳ "Required instructions: Add a swirly pattern", the final
11        ↳ merged prompt should be "Add a pattern: Add a wavy pattern
12        ↳ to the pillow. The pattern is swirly."
13    """
14 else:
15     required_prompt_text = ""
16
17 system_prompt = f"""
18 You are an expert image-editing prompt engineer and annotation
19 interpreter.
20 Your task is to:
21 1. {mode_prompt} and determine what the user wants to change in the
22    ↳ original image.
23 2. Then classify the user's intended change into one of these seven
24    ↳ editing actions:
25    1. Add a new object
26    2. Change the shape of an object
27    3. Add a pattern
28    4. Reference the pattern of another object
29    5. Change orientation of an object
30    6. Change size of an object
31    7. Move an object
32 Your returned message should begin with one of these seven
33    ↳ actions verbatim. For example, if the intended change is
34    ↳ moving an object, the output message should start with
35    ↳ "Move an object: ...".
36 3. Then retrieve the corresponding action guide for the identified
37    ↳ action from the Action Guide dictionary (provided by the
38    ↳ user). Select only one of the seven prompts from the
39    ↳ Action Guide.
40 {required_prompt_text}
41
42 Output: Begin with one of the seven editing actions (e.g., "Add a
43    ↳ new object:"), then append the selected Action Guide
44    ↳ prompt without any changes, followed by additional new
45    ↳ information provided by the user or inferred from the
46    ↳ input.
47
48 Rules:
49 - Be specific, visual, and instructive (e.g., "Add a large yellow
50    ↳ sun with rays in the top-left corner, matching the
51    ↳ sketch's placement").
52 - Do NOT include reasoning or mention of guides or steps---only
53    ↳ return the final merged prompt.
54 - An X mark indicates removing the crossed-out object.
55 - Arrows combined with the text "pattern" generally indicate
56    ↳ referencing the pattern of another object.
57 - If an object is not mentioned in the required instructions and is
58    ↳ not referenced via an arrow or a scribble (e.g., an
59    ↳ outline around the object), then it is not part of the
60    ↳ edit. In this case, choose a different Action Guide prompt.
61 """
62 return system_prompt

```

A.2 Study Order

We counterbalanced the input-modality order using a Latin square with six sequences ([Table 2](#)).

Table 2: Input-modality order assignment across participants. Thirty participants were assigned to one of six counterbalanced sequences (five participants per sequence).

Sequence	Task 1 (Image Set 1)	Task 2 (Image Set 2)	Task 3 (Image Set 3)
Sequence 1	Text-only	Visual-only	Combination
Sequence 2	Text-only	Combination	Visual-only
Sequence 3	Combination	Text-only	Visual-only
Sequence 4	Combination	Visual-only	Text-only
Sequence 5	Visual-only	Combination	Text-only
Sequence 6	Visual-only	Text-only	Combination

A.3 Questionnaire

This section lists the demographic and background items and describes the study instruments used, including custom scales (Expressing Intent and Iterative Refinement), NASA-TLX subscales, and the UEQ-S.

A.3.1 Demographics. Participants completed a demographic and background questionnaire before the main study. The items below summarize the questionnaire.

Section: Demographic Information.

1. What is your gender?
 - Male Female Non-binary Prefer not to say Other

Section: Design Experience.

2. What is your **current role**? (e.g., UI, UX, interior, graphic, concept designer, design lead)
3. What are your **main tasks** in your current design role?
4. Please describe your **background in design**, including any formal education, training, or work experience.
5. How many **years of experience** do you have in your design field? (Include professional work, internships, or coursework.)
6. In which **country or countries** have you received most of your design education or professional experience? (You may list more than one.)

Section: Generative AI Experience.

7. Have you used generative AI image tools before?
 - Yes No
- 7.1 If **Yes**: Which tools do you currently use or have used often? (e.g., Midjourney, DALL-E, Adobe Firefly, Vizcom)
- 7.2 How often do you use generative AI image tools?
 - Daily 2–3 times/week Weekly Monthly Less than once a month

Section: Design Tools & Work Setup.

8. What **software tools** do you use for your design work? (e.g., Figma, Blender, Photoshop, CAD, MS Word)

9. What **input devices** do you typically use for design tasks? (e.g., mouse, touchpad, stylus, Apple Pencil)
10. Do you use a **pen tablet** (i.e., a stylus with a non-display tablet) for your design tasks?
 - Yes No
- 10.1 If **Yes**: How often do you use a pen tablet?
 - Daily 2–3 times/week Weekly Monthly Less than once a month

A.3.2 Expressing Intent Questionnaire (Custom). The following items assessed participants’ perceived ability to express refinement intent using the input method.

- (1) **Overall expression:** The input method allowed me to clearly express all the changes I wanted to make to the image. (Please focus only on the input interaction, not the result images.)
- (2) **Local edits:** The input method allowed me to clearly express small, specific changes to parts of the image (e.g., adjusting a single object’s position, shape, size, or style).
- (3) **Visual features and style:** The input method allowed me to clearly express how I wanted objects to look (e.g., their color, shape, pattern, or style).
- (4) **Referencing attributes:** The input method allowed me to clearly refer to features of other objects in the image (e.g., color, pattern, or design).
- (5) **Spatial relationships:** The input method allowed me to clearly express how objects should be placed, moved, or oriented—and how they are positioned relative to each other.
- (6) **Size and scale:** The input method allowed me to clearly express the intended size or scale of objects (including their relative size compared to other objects).

A.3.3 NASA-TLX Subscales. Five NASA-TLX subscales were used to assess subjective workload across modalities. *Physical Demand* was excluded because physical effort was not a focus of the study.

- (1) **Mental Demand:** How mentally demanding or confusing was using the input method? (e.g., figuring out how to use it, thinking hard, or navigating menus.)
- (2) **Temporal Demand:** How rushed or time-pressured did you feel while using the input method? (e.g., feeling that you had to act quickly or could not take your time.)
- (3) **Performance:** How successfully were you able to express your design intent using the input method? (Please focus on how clearly you could express your edits, not how the system responded.)
- (4) **Effort:** How much effort did it take to express your design intent using the input method?
- (5) **Frustration:** How insecure, discouraged, irritated, stressed, or annoyed were you with the input method?

A.3.4 UEQ-S. The short form of the User Experience Questionnaire (UEQ-S) comprises eight bipolar items that measure pragmatic and hedonic quality using 7-point semantic differential scales (Table 3).

A.3.5 Iterative Refinement Questions (Custom). A custom 7-point Likert-scale questionnaire was used to assess participants’ perceptions of the iterative image refinement process across input modalities. The questionnaire consisted of three items capturing perceived

Table 3: UEQ-S items grouped by pragmatic and hedonic quality. Each item is rated on a 7-point semantic differential scale.

Pragmatic Quality							
obstructive	o	o	o	o	o	o	supportive
complicated	o	o	o	o	o	o	easy
inefficient	o	o	o	o	o	o	efficient
confusing	o	o	o	o	o	o	clear
Hedonic Quality							
boring	o	o	o	o	o	o	exciting
not interesting	o	o	o	o	o	o	interesting
conventional	o	o	o	o	o	o	inventive
usual	o	o	o	o	o	o	leading edge

ease, satisfaction, and the overall smoothness and effectiveness of multi-step refinement.

- (1) I expect that this input method will make it easy to iteratively and gradually edit my image, step by step.
- (2) I expect that this input method will support image refinement over multiple steps in a satisfying way.
- (3) I expect that the overall process of iterative editing using this input method will feel smooth and effective.

A.4 Quantitative Analysis Results

This section summarizes inferential statistics for the quantitative measures, including omnibus Friedman tests and Holm-corrected Wilcoxon post-hoc comparisons.

A.4.1 Friedman Test Results. Friedman tests revealed overall differences across the three input conditions. For scales with significant omnibus effects, Holm-corrected Wilcoxon signed-rank tests were used for pairwise comparisons. Kendall’s *W* is reported as an effect size for the Friedman tests (see Table 4).

Table 4: Friedman test statistics for each quantitative scale. All Holm-corrected *p*-values are < .001.

Scale	χ^2	<i>df</i>	<i>p</i>	<i>W</i>
NASA-TLX	18.62	2	< .001	.31
Expressing Intent	29.04	2	< .001	.48
UEQ-S	35.84	2	< .001	.60
Iterative Refinement	27.83	2	< .001	.46

A.4.2 Expressing Refinement Intent. Pairwise Wilcoxon signed-rank tests revealed widespread statistically significant differences with large effect sizes (Table 5).

A.4.3 Task Completion Time (Efficiency). We compared task completion times across modalities; significant overall differences were observed for Tasks 4–7 (Table 6).

A.4.4 NASA-TLX. NASA-TLX scores differed significantly across modalities for all items (Table 7).

Table 5: Pairwise Wilcoxon signed-rank test results for the Expressing Intent scale across modalities. Z is signed by comparison order; p and $|r|$ are unsigned. Holm-corrected significant results are shaded.

Item	Modality 1	Modality 2	Z	p	$p_{corrected}$	$ r $
Overall Expression	Text-only	Visual-only	-3.53	.056	.056	.64
	Text-only	Combination	-3.68	.002	.005	.67
	Visual-only	Combination	-4.13	.016	.032	.76
Local Edits	Text-only	Visual-only	-3.90	.006	.012	.71
	Text-only	Combination	-4.62	< .001	< .001	.84
	Visual-only	Combination	-4.06	.024	.024	.74
Visual Features	Text-only	Visual-only	-3.36	.006	.013	.61
	Text-only	Combination	-4.45	< .001	.001	.81
	Visual-only	Combination	-4.23	.030	.030	.77
Referencing Attributes	Text-only	Visual-only	-4.00	.011	.032	.73
	Text-only	Combination	-3.91	.011	.032	.71
	Visual-only	Combination	-4.11	.176	.176	.75
Spatial Relationships	Text-only	Visual-only	-4.35	< .001	< .001	.79
	Text-only	Combination	-4.58	< .001	< .001	.84
	Visual-only	Combination	-3.84	.398	.398	.70
Size and Scale	Text-only	Visual-only	-3.92	.003	.007	.72
	Text-only	Combination	-4.54	< .001	< .001	.83
	Visual-only	Combination	-3.28	.569	.569	.60

Table 6: Post-hoc Wilcoxon signed-rank test results for task completion times. Only Tasks 4–7 showed significant overall effects; shaded cells indicate Holm-corrected significant results.

Task	Modality 1	Modality 2	N	Z	p	$p_{corrected}$	$ r $
Task 4	Text-only	Visual-only	30	-3.82	< .001	< .001	.70
	Text-only	Combination	30	-3.03	.002	.003	.55
	Visual-only	Combination	30	-0.81	.428	.428	.15
Task 5	Text-only	Visual-only	29	-4.05	< .001	< .001	.75
	Text-only	Combination	29	-3.60	< .001	< .001	.67
	Visual-only	Combination	29	-1.42	.162	.162	.26
Task 6	Text-only	Visual-only	28	-3.01	.002	.006	.57
	Text-only	Combination	28	-1.80	.074	.147	.34
	Visual-only	Combination	28	-0.61	.552	.552	.12
Task 7	Text-only	Visual-only	29	-3.38	< .001	.001	.63
	Text-only	Combination	29	-1.94	.053	.107	.36
	Visual-only	Combination	29	-1.55	.126	.126	.29

Table 7: Mean (M) and standard deviation (SD) for NASA-TLX items by modality. Lower is better, except for Performance, where higher is better.

Item	Text-only		Visual-only		Combination		Friedman Test			
	M	SD	M	SD	M	SD	χ^2	df	p	W
Mental Demand	3.7	1.7	2.6	1.4	2.8	1.4	7.02	2	.030	.12
Temporal Demand	3.1	1.5	2.5	1.5	2.4	1.3	6.19	2	.045	.10
Performance	4.1	1.3	4.8	1.4	5.6	1.0	22.92	2	< .001	.38
Effort	4.4	1.6	3.7	1.6	2.9	1.4	13.11	2	.001	.22
Frustration	3.8	1.4	2.8	1.4	2.2	1.1	22.90	2	< .001	.38

A.4.5 UEQ-S. UEQ-S ratings differed significantly across modalities for pragmatic, hedonic, and overall quality (Table 8).

Table 8: Post-hoc Wilcoxon signed-rank test results for UEQ-S quality dimensions. Holm-corrected significant results are shaded.

Quality Dimension	Modality 1	Modality 2	Z	p	$p_{corrected}$	$ r $
Pragmatic	Text-only	Visual-only	-3.57	.001	.002	.65
	Text-only	Combination	-4.54	< .001	< .001	.83
	Visual-only	Combination	-3.51	.011	.011	.64
Hedonic	Text-only	Visual-only	-4.47	< .001	< .001	.82
	Text-only	Combination	-4.64	< .001	< .001	.85
	Visual-only	Combination	-2.75	.564	.564	.50
Overall	Text-only	Visual-only	-4.32	< .001	< .001	.79
	Text-only	Combination	-4.65	< .001	< .001	.85
	Visual-only	Combination	-3.34	.038	.038	.61

A.4.6 Iterative Refinement Results. Iterative refinement ratings differed significantly across input modalities (Table 9).

Table 9: Mean (M) and standard deviation (SD) for iterative refinement ratings by modality. Friedman tests showed significant differences across modalities.

Scale	Text-only		Visual-only		Combination		Friedman Test			
	M	SD	M	SD	M	SD	χ^2	df	p	W
Iterative Refinement	4.8	1.3	5.8	0.9	6.2	0.7	27.83	2	< .001	.46

A.5 Distribution of Input Usage within the Combination Modality

This section reports per-participant sequences of input modality use in the **Combination** condition across seven refinement tasks (Figure 12).

	T1: Add object	T2: Change shape	T3: Add pattern	T4: Reference object	T5: Change orientation	T6: Resize object	T7: Move object
P1	1.V T	1.I T	1.V	1.V	1.V	1.I T	1.V
P2	1.V T 2.V T	1.V T	1.V T	1.V T	1.V T	1.V T	1.V T
P3	1.V T	1.V T	1.V	1.V	1.V 2.V	1.V 2.V	1.V
P4	1.V T	1.V T 2.T V	1.V 2.V	1.I V	1.I T 2.V	1.V I T	1.V
P5	1.V T	1.V T	1.V T	1.V T	1.V	N/A	1.V
P6	1.V T 2.T	1.V T 2.V	1.V	1.V I 2.V T	1.V 2.V T	1.I V	1.V T V T
P7	1.V T V 2.I T	1.V I T	1.V 2.V T	1.I V T	1.T	1.V	1.V T
P8	1.V I V	1.V	1.V	1.V	1.V I T 2.V	1.V	1.V
P9	1.V T 2.V T 3.V T	1.V T	1.V T	1.V T	1.V	1.V T	1.V T
P10	1.V T 2.V T	1.V 2.V	1.V 2.V	1.V	1.V	1.V	1.V 2.V
P11	1.V T	1.V I T	1.V T	1.V	1.V	1.V	1.V
P12	1.V T 2.I V	1.V T 2.V T	1.V	1.I V 2.T I	1.V	1.V T	1.V
P13	1.V T	1.V T 2.V	1.V	1.V	1.V	1.V	1.V
P14	1.V T	1.V I T 2.V T	1.V	1.V T	1.V	1.V	1.V 2.V
P15	1.V T	1.V	1.V T	1.I T	1.I T 2.V	1.I T	1.V T
P16	1.V T	1.I T	1.V T	1.V T	1.V T	1.I T	1.V T
P17	1.V T	1.I T	1.V T	1.V 2.V	N/A	1.I V	1.V
P18	1.V T V	1.I T	1.V	1.V	1.V T I	1.I V 2.V T	1.V 2.V
P19	1.I T I	1.I T	1.V	1.V	1.V	1.V 2.I T	1.V 2.V
P20	1.V T	1.V	1.V 2.V	1.I V T	1.V T	1.I T	1.I V
P21	1.V T V T V	1.V T	1.V T V	1.V	1.V	1.I T	1.V I V
P22	1.I T V 2.V T	1.V T	1.V	1.V T	1.V 2.V	1.V T	1.V 2.V 3.V
P23	1.V T	1.I V T	1.V	1.V	1.V	1.V	1.V
P24	1.V T 2.V T 3.T	1.T V 2.T I	1.V	1.V T 2.T V	1.V 2.V T	1.V T	1.V T
P25	1.I T 2.I T	1.I T	1.V T I 2.I T 3.V	1.V	1.V	1.V	1.V
P26	1.V T 2.V	1.V	1.V T	1.V	1.V	1.V	1.V 2.V
P27	1.V T	1.V T	1.V	1.T 2.T I	1.V 2.V I T 3.I V	1.V	1.V T 2.V
P28	1.V I V 2.V T	1.V T	1.V T	1.V	1.V I V T 2.V	1.T	1.V
P29	1.V I T V T	1.V I T V T	1.V T	1.V T	1.V T	1.I V	1.V
P30	1.I V T	1.V T	1.V T	1.V T	1.V T 2.V	1.V T	1.V T 2.V

Figure 12: Per-participant modality sequences in the Combination condition, where both text and visual input were available but not required to be used simultaneously. Cells show the left-to-right temporal order of modalities across up to three trials (1–3) per task. T = text input, V = visual input, I = inpainting; “N/A” indicates incomplete trials.

A.6 User Task Examples

A.6.1 Closed-Ended Tasks. This subsection presents representative closed-ended refinement examples, illustrating how the same task was expressed using **Text-only**, **Visual-only**, and **Combination** input (Figure 13).












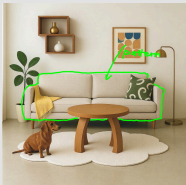









Task	Text-only	Visual-only	Combination
1. adding a new object	<p>P4</p>  <p>Create wooden shelf that looks like an 8 but with three edgy circles. Add a golden vase in the top area and a white bowl in the bottom area.</p>	<p>P14</p> 	<p>P29</p>  <p>a brown wood wall shelf, with a golden vase on one layer and a white round vase on another layer</p>
2. changing shape	 <p>instead of a solid cylinder please create 4 wooden legs that ar bending the knees outside</p>		 <p>four wood legs made of thin wood piece of curved shape</p>
3. adding a pattern	 <p>add beige floral swirls</p>		 <p>light brown curves on the green pillow</p>
4. referencing a pattern	 <p>transfer the pattern on the image to the sofa. it should be less brush paint style but more color print style.</p>		 <p>the sofa with the colorful pattern as in the wall picture</p>
5. changing orientation	 <p>the dog shall be looking upwards, more on something that might be on the table</p>		
6. changing size	 <p>increase height bey 15 % and width by 30 %</p>		 <p>dog watching upwards</p>
7. moving an object	 <p>move the blanket to the top of the couch in a rectangular shape</p>		 <p>blanket hanging down from the back of the sofa</p>

Figure 13: Closed-ended refinement examples from Image Set 1: P4 (Text-only), P14 (Visual-only), and P29 (Combination).

A.6.2 Open-Ended Tasks. This subsection presents open-ended refinement examples, illustrating how designers generated and refined images without predefined tasks or target images (Figure 14). Participants first generated an initial image and then refined it using their preferred input modalities over multiple iterations.

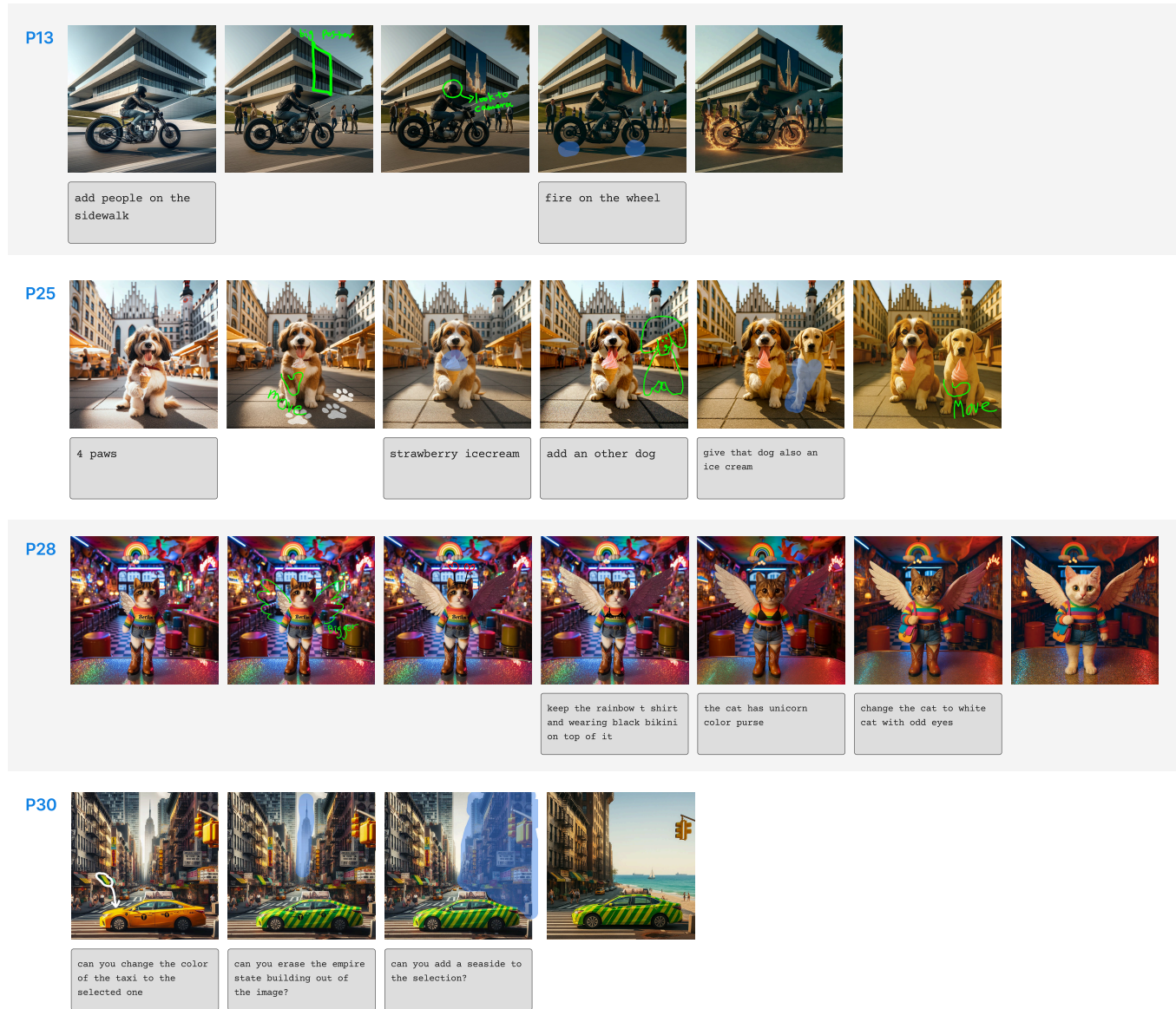


Figure 14: Open-ended refinement examples by P13, P25, P28, and P30, showing participant-driven, iterative refinement without predefined tasks or target images.