

Intermediate Results on the Complexity of STRIPS¹

Stefan Edelkamp¹, Jiří Fink¹, Petr Gregor¹, Anders Jonsson³, Bernhard Nebel²

¹ School of Computer Science, Faculty of Mathematics and Physics, Charles University, Prague, Czech Republic

² Artificial Intelligence and Machine Learning Group, Pompeu Fabra University, Barcelona, Spain

³ Department of Computer Science, University of Freiburg, Georges-Köhler-Allee, 79110 Freiburg, Germany

Abstract

This paper is based on Bylander’s results on the computational complexity of propositional STRIPS planning. He showed that when only ground literals are permitted, determining plan existence is PSPACE-complete even if operators are limited to two pre-conditions and two postconditions. While NP-hardness is settled, it is unknown whether propositional STRIPS with operators that only have one precondition and one effect is NP-complete. We shed light on the question whether this small solution hypothesis for STRIPS₁¹ is true, calling a SAT solver for small instances, introducing the literal graph, and mapping it to Petri nets.

Introduction

STRIPS (Fikes and Nilsson 1971), the acronym of the Stanford Research Institute Planning System, is one the earliest formalisms for action planning. The STRIPS planning language has greatly influenced later developments of the planning domain description language PDDL as proposed by McDermott (2000), Fox and Long (2003) or Hoffmann and Edelkamp (2006), and has been compared to other finite-state variable planning such as SAS⁺ (Bäckström and Nebel 1993; Nebel 1999; Helmert 2006).

Bylander (1994) studied the complexity of STRIPS planning and showed that the problem of determining plan existence is PSPACE-complete, meaning that the decision problem can be solved using polynomial memory, and that every PSPACE-complete problem polynomially reduces to it. Bylander’s reduction proof uses an encoding of a Turing machine with STRIPS operators. PSPACE containment is derived through a divide-and-conquer planning strategy. An important research question is to establish fragments of STRIPS planning that have lower complexity, i.e., being polynomial or NP-complete.

One famous fragment of STRIPS planning is delete relaxation (Hoffmann and Nebel 2001), which is known to be NP-complete. Bylander took a different route and asked what happens if the operators of a STRIPS problem are limited to at most p preconditions and e effects, giving rise to fragments STRIPS _{p} ^{e} . Concretely, Bylander showed that STRIPS₁¹ is NP-hard. This follows from his results for the NP-completeness of STRIPS₁¹⁺ (e.g., the effect must be positive), and since that’s a special case of STRIPS₁¹ NP-hardness follows. Later on, Jonsson et al. (2014) proved

that STRIPS₂¹ is PSPACE-complete. In Chapter 5 they wrote: *Bylander showed that the problem of plan existence is PSPACE-complete for STRIPS planning instances whose actions have one postcondition and unbounded number of preconditions (either positive or negative). He did not prove a result for a bounded number k of preconditions, but conjectured that plan existence falls into the polynomial hierarchy in a regular way, with the precise complexity determined by k . In this section we modify our previous reduction such that actions have at most two preconditions, thus showing that plan existence is PSPACE-complete for $k = 2$ and proving Bylander’s conjecture to be wrong..* However, the exact complexity of STRIPS₁¹ remains unknown, i.e. there is no proof of containment in NP nor for PSPACE-hardness.

In this paper, we consider the following question for STRIPS₁¹: Given a set of n propositions (facts, atoms) is it possible to find a set of STRIPS actions of at most one precondition and one effect that generate shortest plans of exponential size in n ? This paper attempts to shed new light on this question. If there are exponentially long shortest plans, we would need exponential time generating them. While such EXP-TIME problems do not contradict polynomial space (as it was shown with the general STRIPS problem), by definition we could get closer to the assertion that the problem was not in NP. However, from an exponential lower bound on the plan length, we cannot directly infer that the problem was not in NP, as there might be other polynomial certificates. If at least one plan has polynomial length, then we can verify it in polynomial time, implying containment in NP. We aim at closing the gap from different sides: this paper gives proof insights and an AI assisted proof attempt, it introduces the literal graph and overlap tree with examples and observation on plan finding there. We recall a scaling system that leads to plans quadratic in the solution length, we prove with a SAT solver the maximum plan length for $n = 5$ and $n = 6$ is smaller than 2^n , we give mathematical derivations indicating that this will always be the case for larger values of n , we provide an LLM generated proof attempt and compilation schemes to conservative safe Petri nets. and cooperative directed MAPF.

STRIPS₁¹

Let V be a set of propositional variables. A *literal* l is a positive or negative variable in V , i.e. $l = v$ or $l = \bar{v}$ for

some $v \in V$. A set of literals L is well-defined if and only if $v \notin L$ or $\bar{v} \notin L$ for each $v \in V$. A state s is a well-defined set of literals such that $|s| = |V|$. A set of literals L holds in a state s if and only if $L \subseteq s$. The result of applying a well-defined set of literals L to a state s is a new state $s \oplus L = (s \setminus \bar{L}) \cup L$, where $\bar{L} = \{\bar{l} \mid l \in L\}$ contains the negation of all literals in L . Given a set of propositional variables V , let $L(V) = V \cup \bar{V}$ be the set of all literals on V .

A STRIPS planning problem is a tuple $\mathbf{d} = \langle V, A \rangle$ where V is a set of propositional variables and A is a set of actions. Each action $a = \langle \text{pre}(a), \text{eff}(a) \rangle \in A$ has precondition $\text{pre}(a)$ and effect $\text{eff}(a)$, both well-defined sets of literals in $L(V)$. Action a is applicable in state s if and only if $\text{pre}(a)$ holds in s and results in a new state $s \oplus \text{eff}(a)$. Two states s_I and s_G induce a planning instance $\mathbf{p} = \langle V, A, s_I, s_G \rangle$. A plan for \mathbf{p} is a sequence of actions $\omega = \langle a_1, \dots, a_k \rangle$ such that $\text{pre}(a_1)$ holds in s_I and, for each $1 < i \leq k$, $\text{pre}(a_i)$ holds in $s \oplus \text{eff}(a_1) \oplus \dots \oplus \text{eff}(a_{i-1})$. The plan ω solves \mathbf{p} if and only if $s \oplus \text{eff}(a_1) \oplus \dots \oplus \text{eff}(a_k) = s_G$. Note that we only consider fully specified goal states s_G . Given ω , a subplan of ω is a subsequence of actions in ω .

Let STRIPS₁ be the class of planning tasks with actions that have one precondition and one effect. Given two integers m and n , we use $\llbracket m, n \rrbracket$ to denote the (possibly empty) set $\{m, \dots, n\}$, and we use $\llbracket n \rrbracket$ to denote the (possibly empty) set $\{1, \dots, n\}$. We may drop the parenthesis for singleton sets (e.g., for preconditions and effects).

Precursor Work on STRIPS₁

Edelkamp and Jonsson (2024) came up with initial observations on the STRIPS₁ problem, first exploration results, and its mapping to the induced path length problem in an n dimensional hypercube. Among other systems, they proposed schematic ways to generate STRIPS₁ problems. E.g., let \mathcal{P}_n be the STRIPS₁ planning task that, for $V = \{0, 1, 2, \dots\}$, includes the following actions

- for $i \in \llbracket 1, n-1 \rrbracket$ take $\langle \text{pre}(i-1), \text{eff}(i) \rangle$
(add i whenever $i-1$ is true)
- for $i \in \llbracket 1, n-1 \rrbracket$ take $\langle \overline{\text{pre}(i-1)}, \overline{\text{eff}(i)} \rangle$
(delete i whenever $i-1$ is false)
- $\langle \overline{\text{pre}(n-1)}, \text{eff}(0) \rangle$ (add 0 when $n-1$ is false)
- $\langle \text{pre}(2), \text{eff}(0) \rangle$ (add 0 when 2 is false)
- $\langle \overline{\text{pre}(n-1)}, \overline{\text{eff}(0)} \rangle$ (delete 0 when $n-1$ is true)

with the initial state set to $(0 \dots 0)$. E.g., \mathcal{P}_6 has actions

$$\begin{aligned} a_0 &= \langle \text{pre}(0), \text{eff}(1) \rangle, & a_1 &= \langle \text{pre}(1), \text{eff}(2) \rangle, \\ a_2 &= \langle \text{pre}(2), \text{eff}(3) \rangle, & a_3 &= \langle \text{pre}(3), \text{eff}(4) \rangle, \\ a_4 &= \langle \text{pre}(4), \text{eff}(5) \rangle, & a_5 &= \langle \overline{\text{pre}(5)}, \text{eff}(0) \rangle, \\ a_6 &= \langle \overline{\text{pre}(0)}, \overline{\text{eff}(1)} \rangle, & a_7 &= \langle \overline{\text{pre}(1)}, \overline{\text{eff}(2)} \rangle, \\ a_8 &= \langle \overline{\text{pre}(2)}, \overline{\text{eff}(3)} \rangle, & a_9 &= \langle \overline{\text{pre}(3)}, \overline{\text{eff}(4)} \rangle, \\ a_{10} &= \langle \overline{\text{pre}(4)}, \overline{\text{eff}(5)} \rangle, & a_{11} &= \langle \overline{\text{pre}(5)}, \overline{\text{eff}(0)} \rangle, \\ a_{12} &= \langle \overline{\text{pre}(2)}, \overline{\text{eff}(0)} \rangle \end{aligned}$$

generates the following maximal shortest plan (generated backwards from the farthest state in the solver): 101101 \leftarrow 101001 \leftarrow 101011 \leftarrow 101010 \leftarrow 001010 \leftarrow 011010 \leftarrow

k	3	3	4	4	5	5	6	6	7	7	8
n	6	7	8	9	10	11	12	13	14	15	16
l_P	30	35	49	56	72	81	99	110	130	143	165
l_Q	38	47	57	65	74	83	92	101	110	119	128
l_R	31	38	52	59	77	86	106	117	139	152	176

Table 1: Growth of optimal solution length l_P , l_Q and l_R wrt. n and k in \mathcal{P}_n , \mathcal{Q}_n and \mathcal{R}_n , respectively.

010010 \leftarrow 010110 \leftarrow 010100 \leftarrow 010101 \leftarrow 110101 \leftarrow 100101 \leftarrow 000101 \leftarrow 001101 \leftarrow 011101 \leftarrow 111101 \leftarrow 110001 \leftarrow 100001 \leftarrow 000001 \leftarrow 000011 \leftarrow 000111 \leftarrow 001111 \leftarrow 011111 \leftarrow 111111 \leftarrow 111110 \leftarrow 111100 \leftarrow 111000 \leftarrow 110000 \leftarrow 100000 \leftarrow 000000.

The end states of \mathcal{P}_n were of type $(10)(11)(01)^{k-2}$ for $n = 2k$ and states of $(10)(111)(01)^{k-2}$ for $n = 2k+1$. The solution lengths grew as follows

k	3	3	4	4	5	5	6	6	7	7	8
n	6	7	8	9	10	11	12	13	14	15	16
l	30	35	49	56	72	81	99	110	130	143	165

It was shown that the observed growth of the optimum solution lengths of \mathcal{P}_n is at most quadratic: for the difference $d(k) = l(k) - l(k-1)$, there are two cases. For n being even we obtain the sequence $d_e(k) = +19, +23, +27, +31, +35, \dots$ (increase is 4). For n being odd we obtain the sequence $d_o(k) = +21, +25, +29, +34, +38, \dots$ (increase is 4).

In both cases $d(k) - d(k-1) = 4$, which implies $d(k) = 4 + d(k-1) = \dots = 4 \cdot k + c$. To determine constant c , we distinguish n even, where $d(3) = 19 = 12 + c_e$ implies $c_e = 7$, while n odd, where $d(3) = 21 = 12 + c_o$ implies $c_o = 9$. We have $l(k) - l(k-1) = d(k-1)$, so that $l(k) = l(k-1) + d(k-1)$. Given the closed form for d yields

$$\begin{aligned} l(k) &= l(k-1) + (4k + c) \\ &= l(k-2) + (4k + c) + (4(k-1) + c) \\ &= \dots = b + ck + 4(k(0+1+\dots+k)) = \Theta(n^2) \end{aligned}$$

Similarly, $l(n) = \Theta(n^2)$ for $k = n/2$. As sharp bounds for n even, i.e., $n = 2k$, we have $l(3) = 30 = b_e + 7 \cdot 3 + 2 \cdot 6$ yields $b_e = 30 - 21 - 12 = -3$ and $l(k) = -3 + 5k + 2k^2$; and for n odd, i.e., $n = 2k+1$, we have $l(3) = 35 = b_o + 9 \cdot 3 + 2 \cdot 6$ yields $b_o = 35 - 27 - 12 = -4$ and $l(k) = -4 + 7k + 2k^2$.

The authors introduce two more systems. \mathcal{Q}_n and \mathcal{R}_n . While for small values of n the system \mathcal{Q}_n has longer shortest solutions than \mathcal{P}_n and \mathcal{R}_n Table 1 illustrates that for larger values of n this no longer is the case. While \mathcal{R}_n strictly outperformed \mathcal{P}_n we can see that the optimal solution lengths of \mathcal{R}_n outgrow \mathcal{P}_n only by a linear amount of at most $(k+2)$.

Although these experiments on scaling systems do not prove that solution lengths of all possible systems grow polynomially, based on further experiments and different systems, the authors conjectured that STRIPS₁ will not induce exponentially long plans.

Hypercubes

Let us first take a look at the n -dimensional hypercube over $\{0, 1\}^n$ with planning states being mapped to hypercube nodes and STRIPS₁ actions with a single effect follow one edge. The hypercube on n variables has 2^n nodes and $n2^{n-1}$ undirected edges, or $n2^n$ directed edges. We have $2n \cdot 2n = 4n^2$ different STRIPS₁ actions. All connect the same number of nodes. For each pair of adjacent nodes, there are n preconditions that hold, i.e. each edge corresponds to n actions. If we color the hyperedges using n different colors, each action corresponds to $n^2 2^n / 4n^2 = 2^{n-2}$ directed colored edges, which is an exponential number, quite substantial for a graph with 2^n nodes. This makes it hard to form exponentially long plans with no cycles, since each STRIPS₁ action covers 2^{n-2} edges, or 2^{n-1} for precondition-free actions. We have 2^n vertices and $n2^{n-1}$ edges in the hypercube Q_n . Every single STRIPS₁ action fixes two bits: one on the source vector and one in the target vector, and the one in the target vector must flip, so its base, corresponds to a hypercube Q_{n-2} with 2^{n-2} vertices (and $(n-2)2^{(n-2)-1} = (n-2)2^{n-3}$ edges). The number of the m -dimensional hypercubes (alias m -cubes) contained in the boundary of an n -cube is $2^{n-m} \binom{n}{m}$ with $m = n-2$ we have

$$2^{n-(n-2)} \binom{n}{n-2} = \frac{4(n!)}{2(n-2)!} = 2n(n-1)$$

different cubes Q_{n-2} in Q_n .

With n variables, positive or negative in preconditions and effects, there are at most $(2n)(2n) = 4n^2 = \Theta(n^2)$ different STRIPS₁ actions. As we do not allow repeating variables, then this value reduces to $2n(2(n-1)) = 4n^2 - 4n = \Theta(n^2)$. This is exactly twice the number of hypercubes Q_{n-2} as preconditions and effects can be exchanged without changing the cube. Otherwise each STRIPS₁ action selects between two orientations of Q_{n-2} (see Fig. 1)

As the problem is symmetric and the variables are interchangeable, without loss of generality, we can assume the travel of the longest shortest path to start at $(0, \dots, 0)$, so that the problem to find the STRIPS₁ actions generating the longest travel distance in fact equivalent to finding the eccentricity of the graph starting at $(0, \dots, 0)$.

There is work on recursively constructed directed hypercubes (Domshlak 2002). It is shown by construction that these graphs have one source and one sink and while the diameter is exponential in n , the distance from source to any node is at most n and from any node to the sink, too. Unfortunately, the direction in the hypercube defined by STRIPS₁ actions is not recursively defined, but by directed hypercubes of dimension $n-2$.

Everett and Gupta (1989) showed that there are directed hypercubes that are acyclic and that have exponential path length, with a construction that is based on Fibonacci numbers. The main observation is that edges of any (chordless) path can be oriented so that this path is shortest.

Gregor (2006) studied hypercubes in his PhD thesis including the findings of Hamiltonian cycles and the inclusion of faulty edges to be avoided. He also looks at Fibonacci cubes as subcubes of the hypercube, where the only labels that are allowed are bitstrings with no two consecutive 1 bits.

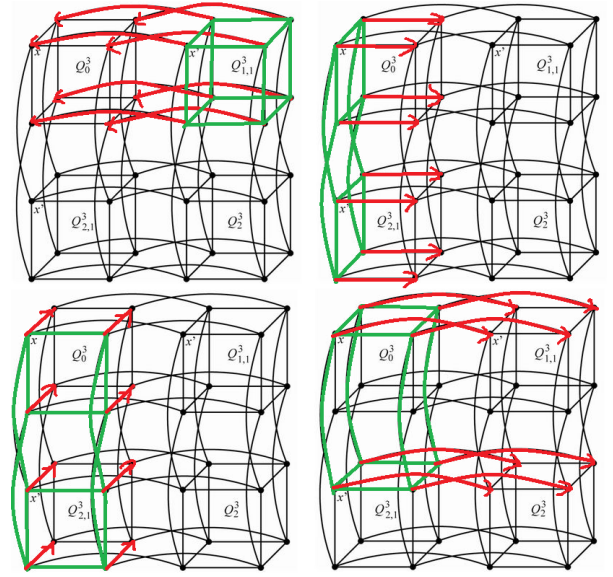


Figure 1: Sketch of four selected STRIPS₁ actions in the 5-dimensional hypercube Q_5 , green lines indicating the start and red arrows indicating the end of the actions, there are $2^{n-2} = 8$ edges associated edges with each action and there are overlaps. In other words, green edges correspond to fulfilled preconditions and red edges to action effects.

The problem we are facing is related to the snake-in-the-box problem; a longest path problem in a n -dimensional hypercube. The design of a long snake has impact for the generation of improved error-correcting codes. The snake increases in length, but must not approach any of its previous visited vertices with Hamming distance 1 or less. It has been proven that the snake-in-the-box problem generates longest plans that are exponentially large (Abbott and Katchalski 1988, 1991). The formal definition of the problem and its variants as well as heuristic search techniques for solving it have been studied by (Palombo et al. 2015; Edelkamp and Cazenave 2016).

SAT Encodings

While results of Edelkamp and Jonsson (2024) were based on explicit search, we used SAT solvers to find the length of a longest plan for a given n . We used *kissat* developed by Biere et al. (2020) as a single thread SAT solver. It is described as the port of another solver (CaDiCaL) solver back to C with improved data structures, better scheduling of in-processing and optimized algorithms and implementation.

The conjunctive normal form (CNF) we generated has three groups of variables: action variables decide for every two literals whether there is an action, path variables determine the state for every time, and breadth-first search (BFS) variables determine whether a state is reachable at a time. Note that BFS variables only give an implication: If a state u is reachable in time t , then the corresponding variable is

true. Therefore, path and BFS variables are joined together: if u is t -th state on the path, then BFS variable for u in time $t - 1$ must be false. In other words, path variables prove existence of a solution of a given length, and BFS variables prove non-existence of a shorter path.

For 5 variables, we obtained a computer-assisted proof that 30 states (29 actions) are optimal. Therefore, the maximal possible path length is strictly below 2^n and not all states can be reached. For 6 variables, we found a solution plan with 40 states (39 actions), which is 1 more than the best result reported by Edelkamp and Jonsson (2024). We verified that there is no longer shortest plan for $n = 6$. The computation took about 2 weeks on one core of a contemporary CPU. For 7 variables, we found a plan with 51 states (50 actions) but could not prove a matching upper bound.

Shortest Plans in Good Tasks

Given a STRIPS₁ planning instance $\mathbf{p} = \langle V, A, s_I, s_G \rangle$ we may assume for simplicity that there is no action $a \in A$ with $\text{pre}(a) = \overline{\text{eff}(a)}$. Such an action can be replaced with two actions $(u, \text{eff}(a)), (\bar{u}, \text{eff}(a))$ for some other variable u .

Furthermore, we may assume without loss of generality that for every literal $l \in L(V)$ there exists an action $a \in A$ with $\text{eff}(a) = l$; for otherwise, in any plan for \mathbf{p} there is at most one action affecting that variable. In this section we consider a mildly stronger assumption as follows.

Definition 1 We say that an instance $\mathbf{p} = \langle V, A, s_I, s_G \rangle$ is good if for every variable $v \in V$ there exist two actions $a, b \in A$ with $\text{eff}(a) = v$, $\text{eff}(b) = \bar{v}$ and $\text{pre}(a) \neq \overline{\text{pre}(b)}$.

Note that for example every instance with at least three actions affecting each variable is good. If an instance is not good, for some variable v there are only two *parallel* actions affecting v , namely (l, v) and (\bar{l}, \bar{v}) for some literal l .

Let $Q_n(\mathbf{p})$ denote the directed graph on all 2^n possible states as vertices, and edges from states to all possible consecutive states. It is a spanning subgraph of the n -dimensional bidirected hypercube. Each variable $v \in V$ corresponds to one coordinate of the hypercube. Each action $a = (l_1, l_2) \in A$ induces directed edges $\{(s, s \oplus l_2) \mid l_1, \bar{l}_2 \in s\} \subseteq E(Q_n(\mathbf{p}))$. If we have edges between s_1 and s_2 in both directions, i.e. $(s_1, s_2), (s_2, s_1) \in E(Q_n(\mathbf{p}))$, we say that $\{s_1, s_2\}$ is a *bidirectional* edge. Note that bidirectional edges are induced by two or more actions with effects on opposite literals of the same variable.

Lemma 1 Let \mathbf{p} be a good instance on n variables. For every variable v the graph $Q_n(\mathbf{p})$ contains at least 2^{n-3} bidirectional edges in the coordinate v .

Proof. Let (l_1, v) and (l_2, \bar{v}) be two actions with $l_1 \neq \bar{l}_2$. Since the literals l_1 and l_2 are consistent, the set $\{(s, s \oplus \bar{v}) \mid l_1, l_2, v \in s\}$ contains 2^{n-3} if $l_1 \neq l_2$, and 2^{n-2} if $l_1 = l_2$, bidirectional edges in the coordinate v . \square

Lemma 2 Let \mathbf{p} be a good instance on n variables. Then $Q_n(\mathbf{p})$ contains at least 2^{n-2} vertices such that each of them is incident with at least $n/4$ bidirectional edges.

Proof. There are altogether at least $n2^{n-3}$ bidirectional edges, which means at least $n2^{n-2}$ incidences and average

degree at least $n/4$. On the other hand, since each vertex has at most n incidences, they are distributed on at least 2^{n-2} vertices with at least average degree. \square

The number 2^{n-2} can be perhaps slightly improved since if all incidences are on this number of vertices, they form a subcube of dimension $n - 2$, but, then, the degree is only $n - 2$ not n .

Theorem 1 Let \mathbf{p} be a good instance on n variables and let ω be a shortest plan for \mathbf{p} . If $n \geq 16$, then ω omits at least 2^{n-2} states, i.e. it has length at most $3 \cdot 2^{n-2}$. If $12 \leq n < 16$, then ω omits at least 2^{n-3} states.

Proof. Let S be the set of vertices (states) in $Q_n(\mathbf{p})$ that are incident with at least $n/4$ bidirectional edges. We have that $|S| \geq 2^{n-2}$ by Lemma 2. For $s \in S$ let $N_b(s)$ denote the set of neighbors of s over the bidirectional edges.

We observe that if $s \in S$ is visited by ω , then ω visits at most two vertices from $N_b(s)$, namely the predecessor and the successor of s on ω can both be from $N_b(s)$. Other vertices from $N_b(s)$ cannot be visited before nor after s since otherwise the bidirectional edge would create a shortcut on ω . Furthermore, if $s_1, s_2 \in S$ are both visited by ω , say s_1 before s_2 , and $N_b(s_1)$ and $N_b(s_2)$ intersect in two vertices, then one of them is also visited by ω , namely as a successor of s_1 and a predecessor of s_2 . Therefore, if k denotes the number of vertices of S omitted by ω , the total number of omitted vertices is at least

$$k + (2^{n-2} - k)(n/4 - 3) \geq 2^{n-2} \quad \text{if } n \geq 16.$$

For $12 \leq n < 16$, if $s \in S$ is visited by ω , $|N_b(s)| = 3$, and both the predecessor and the successor on ω are from $N_b(s)$, then it can share the remaining neighbor from $N_b(s)$ only with one vertex at distance two on ω . So these shared neighbors are counted only in pairs and we obtain at least

$$k + (2^{n-2} - k)(n/4 - 2) - (2^{n-2} - k)/2$$

omitted vertices, which has its minimum 2^{n-3} at $k = 0$. \square

Literal Graph

Given a STRIPS₁ planning task $\langle V, A \rangle$, a literal graph is a directed graph $G = \langle L(V), A \rangle$ with literals in $L(V)$ as nodes and actions in A as edges. Note that in STRIPS₁, we can write each action $a \in A$ on the form $a = \langle \text{pre}(a), \text{eff}(a) \rangle = \langle l_1, l_2 \rangle$, where l_1 and l_2 are literals in $L(V)$, i.e. $\text{pre}(a) = l_1$ and $\text{eff}(a) = l_2$ are literals instead of literal sets and a can be interpreted as a directed edge between l_1 and l_2 in G .

Consider a planning instance $\mathbf{p} = \langle V, A, s_I, s_G \rangle$ and a plan $\omega = \langle a_1, \dots, a_k \rangle$. For each $l \in L(V)$ and $i \in [[0, k]]$, we recursively construct a subplan $\omega_{l,i}$ of ω as follows as $\omega_{l,i} =$

$$\begin{cases} \langle \omega_{\text{pre}(a_j), j-1}, a_j \rangle & \exists j \in [[i]] \text{ s.t. } \text{eff}(a_j) = l \wedge \\ & \text{eff}(a_\ell) \neq l, \forall \ell \in [[j+1, i]], \\ \langle \rangle & l \in s_I \wedge \nexists j \in [[i]] \text{ s.t. } \text{eff}(a_j) = l, \\ \perp & l \notin s_I \wedge \nexists j \in [[i]] \text{ s.t. } \text{eff}(a_j) = l. \end{cases}$$

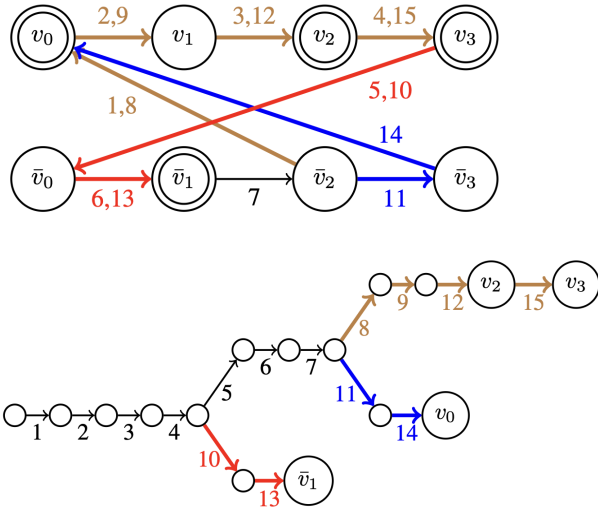
Here, $\langle \omega_{\text{pre}(a_j), j-1}, a_j \rangle$ denotes the subplan that results from appending action a_j to the subplan $\omega_{\text{pre}(a_j), j-1}$, $\langle \rangle$ denotes the empty plan, and \perp denotes an illegal plan. Intuitively, if there exists an action in a_1, \dots, a_i that causes l to

be true, the subplan $\omega_{l,i}$ ends with the last such action a_j , and begins with the subplan $\omega_{\text{pre}(a_j),j-1}$ that makes the precondition of a_j true prior to time step j . If no such action exists, the subplan $\omega_{l,i}$ is empty if $l \in s_I$, and otherwise illegal since the plan ω does not make l true by time step i . It is simple to compute each $\omega_{l,i}$ using dynamic programming.

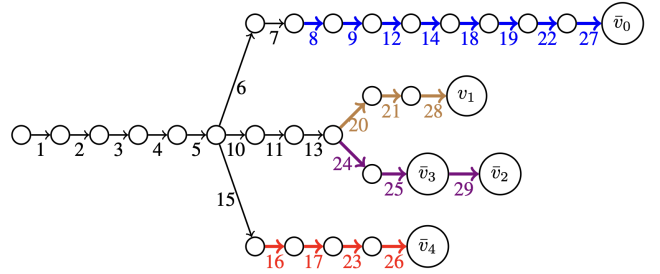
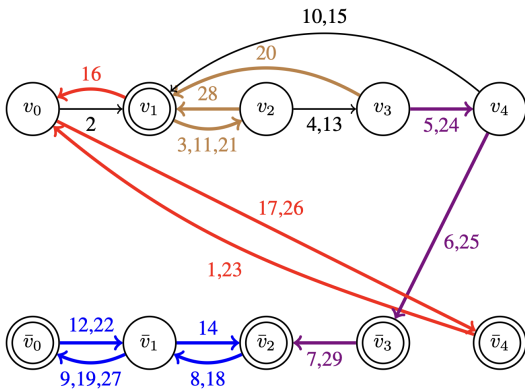
In the following, we show several examples of literal graphs and overlap trees, with a number of variables in $\llbracket 4, 7 \rrbracket$. On the edges, each example provides the indices of the actions in the obtained (shortest) plan and the subplans that end in a goal literal are colored.

It is relatively easy to see that subplans can have common prefixes, but once they diverge, they remain separate throughout the solution plan. Hence, we organize the subplans in an *overlap tree* structure. There are some interesting observations we can make from the examples. Once two subplans diverge, eventually the subplans operate on distinct sets of actions (edges), which are colored in the literal graph and in the overlap trees. There may be a transition period during which a subplan selects actions with the goal of reaching its particular subset of actions. A subplan may cycle multiple times over its subset of actions.

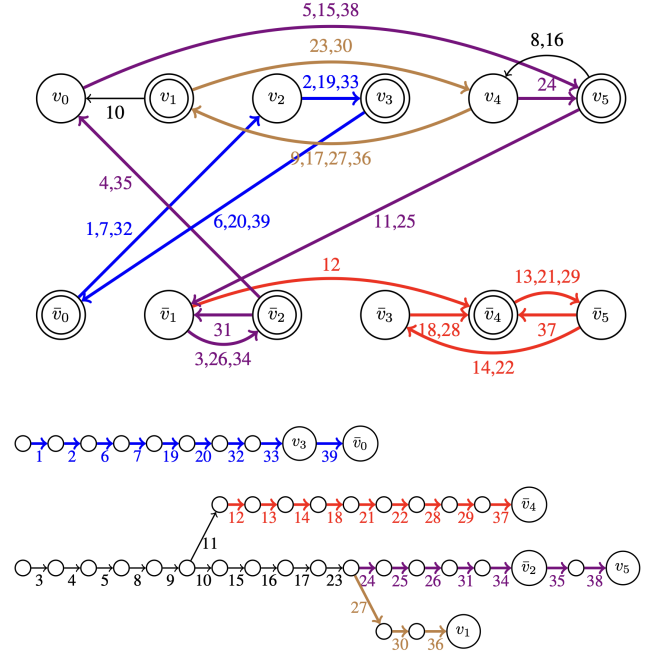
An example for $n = 4$ with plan length 15 is as follows.



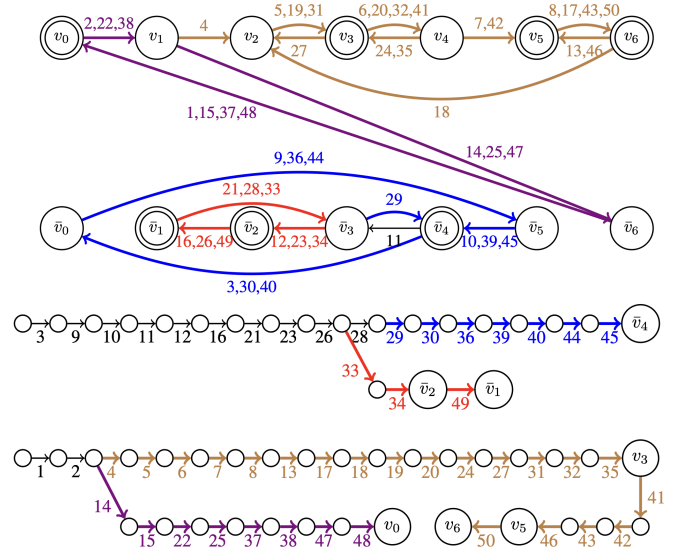
Example for $n = 5$ with plan length 29



Example for $n = 6$ with plan length 38



Example for $n = 7$ with plan length 50



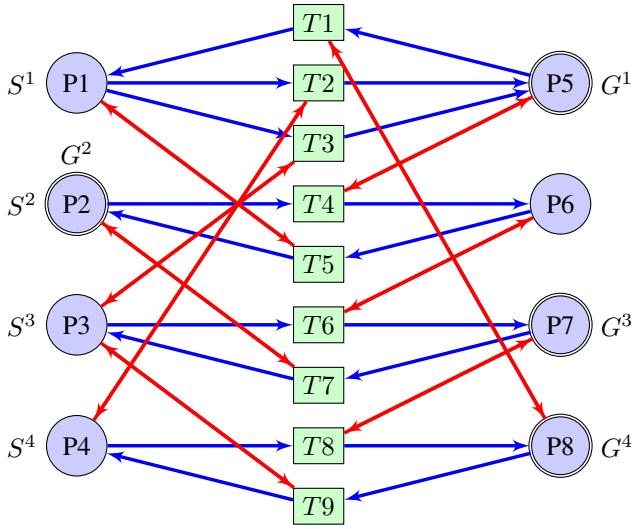


Figure 2: Result of compilation scheme for the above ($n = 4$) STRIPS₁ example into safe conservative Petri-Net and into a cooperative MAPF, the literals represent nodes that correspond to the literal graph, they are negated on the left-hand side and positive on the right-hand side.

Compilation Schemes

Next, we delve into some possible consequences of a complexity result by looking at problem transformations alias compiling schemes.

A general mapping for STRIPS planning problems to 1-safe Petri nets was established and used for task planning via Petri net unfolding by Hickmott et al. (2007).

Formally, *Petri net* $C = \langle P, T, I, O \rangle$ consists of: a finite set P of places, a finite set T of transitions, an input function $I : T \rightarrow 2^P$ (maps to bags of places) and an output function $O : T \rightarrow 2^P$.

A *marking* of C is a mapping $m : P \rightarrow \mathbb{N}$. A net C with initial marking m_I is *safe* if each place always holds at most 1 token. A net is *conservative* if the total number of tokens remains constant.

Interpreting markings as states, and imposing an initial marking m_I and goal marking m_G , there is a mapping ϕ of STRIPS₁ planning tasks $p = \langle V, A, s_I, s_G \rangle$ to a conservative 1-safe Petri nets $C = \langle P, T, I, O \rangle$, with places $P = \phi(L(V))$, transitions $T = \phi(A)$, and input function I defined by the relations $\phi(a) \rightarrow \{\phi(\text{pre}(a)), \phi(\text{eff}(a))\}$ and output function O defined by the relations $\phi(a) \rightarrow \{\phi(\text{pre}(a))\phi(\text{eff}(a))\}$ for each $a = \langle \text{pre}(a), \text{eff}(a) \rangle \in A$. This mapping fulfills the following property.

STRIPS₁ is reachable in t steps from s_I to s_G if and only if the marking m_G is reachable in t steps from marking m_I . Any bounded Petri net with a finite reachability set can be modeled by a finite state machine with one state for each reachable marking, indicating which transitions fire between the states. Although reachability in safe Petri nets is PSPACE-complete (Cheng, Esparza, and Palsberg 1995), we do not yet know whether being additionally conservative casts it as NP-complete. The usual Petri net unfolding algo-

gorithms do not directly provide a polynomial time bound.

Moreover, there is also a possible reduction from directed and collaborative MAPF problems to STRIPS₁ and Petri nets, where the tokens are represented by the $|V|$ agents and the initial states and goal states of the agents defined by s_I and s_G .

There are different formulations of collaborative MAPF. In our case Collaboration is modeled by the concept of supporting nodes for edge crossings.

The literals are the graph nodes, and the edges are defined by the actions. The preconditions of the actions are modeled as collaboration nodes $\text{pre}(a)$, required for moves from $\text{eff}(a)$ to $\text{eff}(a)$. Although Nebel2024 has shown that the small solution hypothesis holds for directed MAPF, this does not easily transfer to STRIPS₁.

Note that solutions produced for MAPF are inherently parallel, while the original semantics for STRIPS is sequential, resulting in a totally ordered plan. Recall that some planners like SATplan (Kautz and Selman 1992) produce parallel optimal plans, while others like SymBA* (Álvarez Torralba et al. 2017) produce optimal sequential plans.

We implemented a collaborative MAPF solver based on conflict-based search (CBS) for validating this transformation. We solved such Coop(Di)MAPF with a variant of CBS. The solution below is working, and smaller than shortest STRIPS₁ plan, due to agents moving at the same time (time steps from left to right, node ID leading and assignment to variables in brackets):

Agent 0: 0(0) 4(1) 4(1) 4(1) 4(1) 4(1) 0(0) 0(0) 0(0) 4(1) 0(0) 4(1)
 Agent 1: 1(0) 1(0) 5(1) 5(1) 5(1) 5(1) 5(1) 1(0) 1(0) 1(0) 5(1) 1(0)
 Agent 2: 2(0) 2(0) 2(0) 6(1) 6(1) 6(1) 6(1) 6(1) 2(0) 2(0) 6(1)
 Agent 3: 3(0) 3(0) 3(0) 3(0) 7(1) 7(1) 7(1) 7(1) 7(1) 7(1) 7(1)

See Fig. 2 for an example illustrating the bijection to collaborative directed MAPF and conservative safe Petri nets.

Conclusion

The computational complexity for fragments of planning problems like STRIPS task is a fascinating fundamental topic with applications in Petri-net and MAPF theory.

From different angles, we looked at STRIPS with one precondition and one effect, which was the most challenging of remaining open problems in that class. The explicit-state and SAT solver results for small instances and the limits in shortest path length for larger instances to cover the entire cube, indicated that the solution lengths might be polynomial and the small solution hypothesis for STRIPS₁ to be true.

While in this paper we are closing the gap, we consider the problem of the NP-completeness of the STRIPS₁ still to be open.

References

- Abbott, H. L.; and Katchalski, M. 1988. On the snake in the box problem. *J. Comb. Theory B*, 45(1): 13–24.
- Abbott, H. L.; and Katchalski, M. 1991. Further results on snakes in powers of complete graphs. *Discret. Math.*, 91(2): 111–120.
- Bäckström, C.; and Nebel, B. 1993. Complexity Results for SAS+ Planning. In *Proceedings of the 13th International Joint Conference on Artificial Intelligence, Chambéry, France, August 28 - September 3, 1993*, 1430–1435.
- Biere, A.; Fazekas, K.; Fleury, M.; and Heisinger, M. 2020. CaDiCaL, Kissat, Paracooba, Plingeling and Treengeling Entering the SAT Competition 2020. In Balyo, T.; Froleyks, N.; Heule, M.; Iser, M.; Järvisalo, M.; and Suda, M., eds., *Proc. of SAT Competition 2020 – Solver and Benchmark Descriptions*, volume B-2020-1 of *Department of Computer Science Report Series B*, 51–53. University of Helsinki.
- Bylander, T. 1994. The Computational Complexity of Propositional STRIPS Planning. *Artif. Intell.*, 69(1-2): 165–204.
- Cheng, A.; Esparza, J.; and Palsberg, J. 1995. Complexity results for 1-safe nets. *Theoretical Computer Science*, 147(1): 117–136.
- Domshlak, C. 2002. On Recursively Directed Hypercubes. *Electron. J. Comb.*, 9(1).
- Edelkamp, S.; and Cazenave, T. 2016. Improved Diversity in Nested Rollout Policy Adaptation. In *KI 2016: Advances in Artificial Intelligence - 39th Annual German Conference on AI, Klagenfurt, Austria, September 26-30, 2016, Proceedings*, 43–55.
- Edelkamp, S.; Jabbar, S.; and Lluch-Lafuente, A. 2006. Heuristic Search for the Analysis of Graph Transition Systems. In *Graph Transformations, Third International Conference, ICGT 2006, Natal, Rio Grande do Norte, Brazil, September 17-23, 2006, Proceedings*, 414–429.
- Edelkamp, S.; and Jonsson, A. 2024. On the Complexity of Strips¹. In *SIG Planning/Scheduling/Configuration Workshop (PUK) presented at German Conference on Artificial Intelligence (KI)*. http://www.puk-workshop.de/rc_images/complexitystrips1_32_.pdf.
- Everett, H.; and Gupta, A. 1989. Acyclic directed hypercubes may have exponential diameter. *Information Processing Letters*, 32(5): 243–245.
- Fikes, R.; and Nilsson, N. J. 1971. STRIPS: A New Approach to the Application of Theorem Proving to Problem Solving. *Artif. Intell.*, 2(3/4): 189–208.
- Fox, M.; and Long, D. 2003. PDDL2.1: An Extension to PDDL for Expressing Temporal Planning Domains. *J. Artif. Intell. Res.*, 20: 61–124.
- Gregor, P. 2006. *Subgraphs of Hypercubes – Embeddings with Restrictions or Prescriptions*. Ph.D. thesis, Charles University, Faculty of Mathematics and Physics.
- Helmert, M. 2006. The Fast Downward Planning System. *J. Artif. Intell. Res.*, 26: 191–246.
- Hickmott, S.; Rintanen, J.; Thiébaux, S.; and White, L. 2007. Planning via Petri net unfolding. In *Proceedings of the 20th International Joint Conference on Artificial Intelligence, IJCAI’07, 1904–1911*. San Francisco, CA, USA: Morgan Kaufmann Publishers Inc.
- Hoffmann, J.; and Nebel, B. 2001. The FF Planning System: Fast Plan Generation Through Heuristic Search. *J. Artif. Intell. Res.*, 14: 253–302.
- Jonsson, A.; Jonsson, P.; and Lööw, T. 2014. Limitations of acyclic causal graphs for planning. *Artificial Intelligence*, 210: 36–55.
- Kautz, H.; and Selman, B. 1992. Planning as satisfiability. In *Proceedings of the 10th European Conference on Artificial Intelligence, ECAI ’92, 359–363*. USA: John Wiley & Sons, Inc. ISBN 0471936081.
- McDermott, D. V. 2000. The 1998 AI Planning Systems Competition. *AI Magazine*, 21(2): 35–55.
- Nebel, B. 1999. Compilation Schemes: A Theoretical Tool for Assessing the Expressive Power of Planning Formalisms. In *KI-99: Advances in Artificial Intelligence, 23rd Annual German Conference on Artificial Intelligence, Bonn, Germany, September 13-15, 1999, Proceedings*, 183–194.
- Nebel, B. 2024. The Computational Complexity of Multi-Agent Pathfinding on Directed Graphs. *Artificial Intelligence*, 328(C): 104063.
- Palombo, A.; Stern, R.; Puzis, R.; Felner, A.; Kiesel, S.; and Ruml, W. 2015. Solving the Snake in the Box Problem with Heuristic Search: First Results. In *Proceedings of the Eighth Annual Symposium on Combinatorial Search, SOCS 2015, 11-13 June 2015, Ein Gedi, the Dead Sea, Israel.*, 96–104.
- Shao, Z.; Luo, Y.; Lu, C.; Ren, Z. Z.; Hu, J.; Ye, T.; Gou, Z.; Ma, S.; and Zhang, X. 2025. DeepSeekMath-V2: Towards Self-Verifiable Mathematical Reasoning. [arXiv:2511.22570](https://arxiv.org/abs/2511.22570).
- Álvaro Torralba; Alcázar, V.; Kissmann, P.; and Edelkamp, S. 2017. Efficient symbolic search for cost-optimal planning. *Artificial Intelligence*, 242: 52–79.

Appendix: A Failed Proof Attempt by an LLM

We gave the above text with the prompt to complete the proof to DeepSeek on its web interface. To query a state-of-the-art LLM known to be competent in math tasks for delivering a proof to a challenging problem that some researchers tackled unsuccessfully before, clearly is an unusual way to attack a computational complexity problem, and surely first in AI planning. We did not expect any good result. But we were impressed by the competent answer of the DeepSeek (v3.2)’s on the blunt question to complete the proof based on the derivations (provided as a PDF) we had so far. The model, DeepSeekMath-V2, scored 118 out of 120 points on questions from the 2024 William Lowell Putnam Mathematical Competition, beating the top human score of 90. The model also performed at the level of gold-medal winners in the International Mathematical Olympiad (IMO) 2025 and the 2024 China Mathematical Olympiad (Shao et al. 2025).

Although the large language model introduced several important concepts on its own including a relevant partitioning of the literal graph into SCCs and other valid reasoning steps, we are, however, not convinced that its proof is complete. It is for sure verbose by introducing a lemma that essentially says that some special subgraphs (namely SCCs) of a graph do not have more edges than the supergraph. To prove this it uses incorrect statements about the tree height in the overlap tree. Example $n = 4$ from the paper has tree-height 11 and is a counterexample. Prompt and answer were as follows.

Can you complete the proof that Strips planning with actions that have only one precondition and one effect can have plan length that are at most polynomial in the number of variables.

1. V = set of n propositional variables.
2. A literal is v or \bar{v} .
3. An action a has $\text{pre}(a)$ (single literal) and $\text{eff}(a)$ (single literal).
4. literal graph G : nodes = literals $L(V)$, edges = actions A , each a from $\text{pre}(a)$ to $\text{eff}(a)$.
5. A plan $\omega = \langle a_1, \dots, a_k \rangle$ takes s_I to s_G .

We define for each literal l the *last achieving action* in the plan as follows. Let t_l be the largest index i such that $\text{eff}(a_i) = l$, or 0 if $l \in s_I$ and never changed in plan. If $t_l = 0$ and $l \notin s_I$, the plan is invalid. The subplan ω_{l,t_l} is the minimal subsequence of ω that makes l true at time t_l .

In the examples we observe that subplans for different goal literals share prefixes but eventually diverge and operate on disjoint sets of edges in literal graph (once diverged).

If two goal literals l_1 and l_2 have last achieving actions a_{i_1} and a_{i_2} with $i_1 < i_2$, then ω_{l_1,i_1} and ω_{l_2,i_2} may share actions in prefix, but after the last shared action, they use disjoint action sets. After divergence, each subplan is responsible for the truth of a unique literal and only affects its own subset of literals until its goal literal is set. After divergence, a subplan (for goal literal l) only traverses edges within a strongly connected component (SCC) of the literal graph containing l and its preconditions in the plan. This is true, because in

order to achieve l , the plan must make $\text{pre}(a)$ true for some action a with $\text{eff}(a) = l$, which again needs its precondition, etc. This forms a dependency subgraph which is contained in an SCC reachable from s_I literals. Since $|L(V)| = 2n$ we have that

Lemma 3 *Each SCC has at most $O(n^2)$ edges.*

We show that even though a subplan may cycle multiple times over its subset of actions, the number of such cycles is limited by the number of other subplans and the number of actions in the subset. Suppose a subplan repeats a cycle in its SCC multiple times. Each full cycle flips some variable v at least twice ($\text{true} \rightarrow \text{false} \rightarrow \text{true}$). But if v is flipped more than once, those extra flips might be unnecessary unless needed for other subplans’ preconditions.

We can bound the number of total flips of a variable by $O(n)$ as follows. In a valid plan, flips of v are alternating v and \bar{v} . Between two flips of v , at least one other subplan must require v in the opposite polarity for its precondition. There are at most $2n$ literals that might need v ’s state change for their own achievement. Thus, each variable is flipped $O(n)$ times and the total number of actions is $O(n^2)$ per SCC.

We now merge subplans. In the overlap tree, each leaf corresponds to a goal literal’s final achievement. Let m be the number of goal literals ($m \leq n$). Then the tree height is $\leq m$ (actually $\leq n$). At each node, the subplan’s length is bounded by $O(n^2)$ (actions within an SCC). If subplans were completely disjoint after divergence, total length would be $O(n^3)$. But subplans share prefixes (common part), so total plan length is at most $O(n^3)$.

We can formalize this by induction on the number of goal literals not yet achieved in the suffix of the plan. Define $\text{Active}(i)$ as the set of goal literals whose last achieving action index $\geq i$. As i decreases from k to 1, $\text{Active}(i)$ grows. Each time $\text{Active}(i)$ changes, a subplan for a new goal literal starts. Between changes to $\text{Active}(i)$, the plan is working within the SCC of the currently active goal literals’ subplans, hence $O(n^2)$ actions per segment. The number of segments is at most n (each goal literal added once). Thus, $k \leq O(n^3)$.

Can we have a cycle on a set of variables that are all eventually false? In STRIPS₁, if all literals in a cycle are false at end, that cycle is irrelevant to goal state, so can be removed from plan. Thus, optimal plan has no such irrelevant cycles.

Also, can preconditions in a cycle remain false indefinitely? If a precondition of an action in cycle is false forever, that action never becomes applicable, so cycle not executed. So in executed plan, preconditions become true when needed. Hence, any cycle executed must serve to keep some literal true for some subplan’s need later. This need is bounded by the number of subplans $O(n)$, so that the number of cycle repetitions is bounded.

Theorem 2 *For any STRIPS₁ planning instance with n variables, the length of an optimal plan is $O(n^3)$*

Proof. We combine the results. as the literal graph SCC size is at most $O(n^2)$, each variable flips at most $O(n)$ times, and the overlap tree has $O(n)$ segments, each segment $O(n^2)$ actions. Thus, the total plan length is bounded by $O(n^3)$. \square