

# Improving Reconstruction of Representation Autoencoder

Siyu Liu<sup>\*12</sup> Chujie Qin<sup>\*1</sup> Hubery Yin<sup>†2</sup> Qixin Yan<sup>2</sup> Zheng-Peng Duan<sup>1</sup> Chen Li<sup>2</sup> Jing Lyu<sup>2</sup>  
Chun-Le Guo<sup>13</sup> Chongyi Li<sup>13</sup>

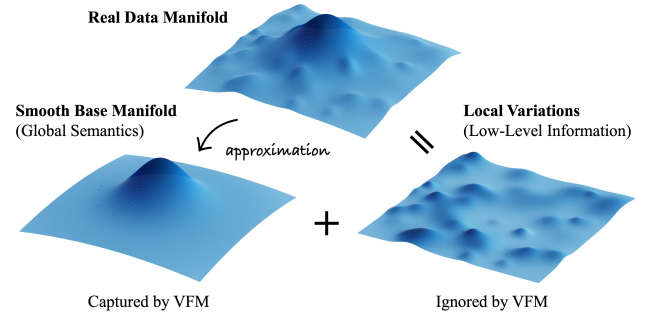
## Abstract

Recent work leverages Vision Foundation Models as image encoders to boost the generative performance of latent diffusion models (LDMs), as their semantic feature distributions are easy to learn. However, such semantic features often lack low-level information (*e.g.*, color and texture), leading to degraded reconstruction fidelity, which has emerged as a primary bottleneck in further scaling LDMs. To address this limitation, we propose LV-RAE, a representation autoencoder that augments semantic features with missing low-level information, enabling high-fidelity reconstruction while remaining highly aligned with the semantic distribution. We further observe that the resulting high-dimensional, information-rich latent make decoders sensitive to latent perturbations, causing severe artifacts when decoding generated latent and consequently degrading generation quality. Our analysis suggests that this sensitivity primarily stems from excessive decoder responses along directions off the data manifold. Building on these insights, we propose fine-tuning the decoder to increase its robustness and smoothing the generated latent via controlled noise injection, thereby enhancing generation quality. Experiments demonstrate that LV-RAE significantly improves reconstruction fidelity while preserving the semantic abstraction and achieving strong generative quality. Our code is available at <https://github.com/modyuliu/LVRAE>.

## 1. Introduction

Variational Autoencoders (VAEs) (Kingma & Welling, 2013) serve as the foundation of latent diffusion models (LDMs) (Rombach et al., 2022), enabling diffusion processes to operate in a compact latent space while preserving

<sup>\*</sup>Equal contribution <sup>†</sup>Project lead <sup>1</sup>VCIP, CS, Nankai University <sup>2</sup>WeChat Vision, Tencent Inc. <sup>3</sup>NKAI, Shenzhen Futian. Correspondence to: Chongyi Li <lichongyi@nankai.edu.cn>.



**Figure 1. Conceptual decomposition of the real data manifold.** We hypothesize that the real data manifold can be decomposed into two distinct components: a smooth base manifold representing global semantics (captured by VFMs) and local variations representing low-level information (ignored by VFMs).

visual fidelity. This paradigm has been instrumental in scaling diffusion models to high-resolution image synthesis.

Building on this paradigm, recent studies have further shown that leveraging Vision Foundation Models (VFMs) as feature encoders can substantially improve the generative performance of diffusion models, as their semantic features are linearly separable and easy for diffusion models to learn. However, as shown in Fig. 2(b), images reconstructed from VFM semantic features often suffer from degraded visual fidelity due to missing low-level information, limiting their applicability in tasks such as low-level vision (Liu et al., 2025; Chang et al., 2025) and precise image editing (Zhang et al., 2023; Duan et al., 2025). More importantly, recent studies (Labs et al., 2025; Esser et al., 2024; Team et al., 2025) indicate that reconstruction fidelity has emerged as a primary bottleneck when further scaling LDMs.

The fundamental issue stems from the inherent mismatch between what VFMs are trained to capture and what the features are required for faithful data reconstruction. Based on the manifold hypothesis (Carlsson, 2009), as shown in Fig. 1, we consider the real data manifold as a low-dimensional manifold that can be decomposed into a smooth base manifold for global semantics and local variations for low-level information. Since semantic features focus on high-level understanding, they capture the smooth base but ignore the local variations. This explains why VFM-based reconstructions often lack visual fidelity.

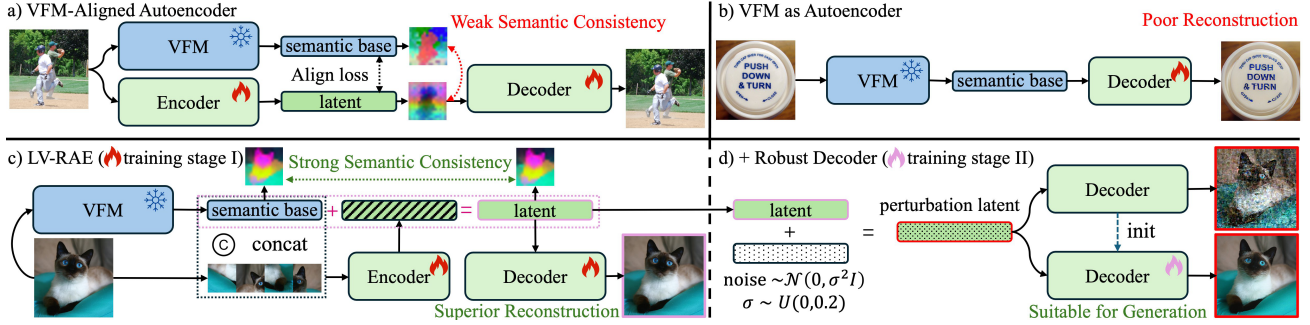


Figure 2. **Overview of previous methods and LV-RAE.** a) Training an autoencoder to align with VFMs fails to adequately preserve semantic consistency. b) Directly using a VFM as an autoencoder suffers from severely degraded reconstruction quality. c) The proposed LV-RAE significantly enhances reconstruction fidelity while effectively maintaining semantic representations. d) Fine-tune the LV-RAE decoder to improve robustness of latent perturbations, making it suitable for generation.

To bridge this gap, a straightforward solution is to fine-tune the VFM with a reconstruction loss to fit local variations, alongside an alignment loss to preserve the base manifold structure. However, this strategy can be sub-optimal. The two losses introduce competing objectives, causing the base manifold itself to continuously drift during training and depriving the local variations of a stable reference. As a result (Section 4.2), the learning of local variations becomes unstable and fails to converge to a consistent solution.

To address this limitation, we propose the **Local-Variations Augmented Representation Autoencoder (LV-RAE)**. As shown in Fig. 2(c), rather than forcing the latent to directly align with semantic features, LV-RAE treats the semantic features as a fixed base manifold, and employs a shallow encoder to learn the missing low-level information (i.e., local variations) not captured by the VFM. Specifically, the encoder takes both the input image and its corresponding semantic features as inputs. The decoder then reconstructs the image by adding the encoder outputs to the semantic features. Notably, we find that only minimal adjustments to the semantic features are required to achieve high-fidelity image reconstruction (PSNR $\sim$ 32.32) while remaining highly aligned with semantics (CKNNA $\sim$ 0.99).

Furthermore, as shown in Fig. 2(d), we observe that decoders become increasingly sensitive to latent perturbations as the latent dimensionality increases. We attribute this sensitivity to excessive decoder responses along off-manifold directions. In higher-dimensional latent spaces, more such directions exist, allowing even small deviations to accumulate and be amplified by the decoder. To mitigate this issue, we propose a dual-stage approach. First, we fine-tune the decoder with stochastic latent noise to regularize its local response and enhance its inherent robustness. Second, during the diffusion sampling phase, we inject controlled noise into the generated latent to dynamically modulate the decoder’s effective gain, thereby suppressing off-manifold artifacts and improving overall generation quality.

Our contributions are summarized as follows:

- We propose LV-RAE, an improved representation autoencoder that achieves high-fidelity reconstruction while preserving strong semantic alignment.
- We analyze decoder sensitivity in high-dimensional latent spaces and introduce a strategy to improve decoder robustness for improved generation.
- Extensive experiments demonstrate that LV-RAE produces diffusion-friendly latent and achieves impressive generative quality.

## 2. Related Work

### 2.1. Autoencoders for Latent Diffusion Models

Autoencoders are a core component of LDMs, as their design directly determines the quality and efficiency of the models. Prior studies have primarily focused on improving the compression ratio (Chen et al., 2024; 2025b) and reconstruction fidelity (Labs et al., 2025; Esser et al., 2024). Recent studies suggest that the structure of the latent space, i.e., *diffusability* (Skorokhodov et al., 2025), plays a critical role in diffusion model training. To improve diffusability, some studies (Kouzelis et al., 2025; Skorokhodov et al., 2025) have observed that latent representations often contain excessively high-frequency components and have proposed simple regularization strategies to suppress these components. In parallel, a line of research (Yao et al., 2025; Leng et al., 2025; Xiong et al., 2025) has explored aligning latent with semantic features extracted from VFMs (Oquab et al., 2023; Siméoni et al., 2025), demonstrating substantially faster convergence and improved generative performance. Despite their success, these methods often suffer from an information bottleneck when aligning compact latents with high-dimensional VFM features. This constraint makes it challenging for the latent space to simultaneously accommodate high-level semantic priors and fine-grained low-level



information, thereby both degrading reconstruction fidelity and hindering further performance gains.

## 2.2. Representation Autoencoders

To further enrich the semantic density of the latent space, recent studies (Zheng et al., 2025; Shi et al., 2025; Chen et al., 2025a; Bi et al., 2025; Gao et al., 2025) have explored the direct use of VFMs as encoders. Traditionally, diffusion models are thought to struggle with learning high-dimensional latent distributions. Consequently, several works (Chen et al., 2025a; Bi et al., 2025; Gao et al., 2025) have attempted to distill high-dimensional semantic features into lower-dimensional latents while preserving semantic information. In contrast, RAE (Zheng et al., 2025) demonstrates that diffusion models can be trained directly on high-dimensional semantic features and achieve strong generative performance with only minimal architectural modifications. Nevertheless, a key limitation remains: VFM features are primarily optimized for high-level tasks and lack the low-level information required for image reconstruction. As a result, image reconstruction based on such semantic features often suffers from noticeable visual degradation.

## 3. Method

In this section, we first introduce the proposed LV-RAE (Section 3.1). We then analyze the decoder’s sensitivity to latent perturbations through a toy experiment (Section 3.2), and propose an augmentation strategy to enhance decoder robustness (Section 3.3). The overall framework is illustrated in Fig. 2 (c) and (d).

### 3.1. Improving Representation Autoencoder

**Motivation** As illustrated in Fig. 2, our goal is to address the poor reconstruction fidelity when directly using VFMs as encoders. VFM features typically reside in extremely high-dimensional spaces, *i.e.*, with channel dimensions far exceeding those of conventional VAE latents. We argue that in such high-dimensional semantic spaces, even a minimal change can lead to substantial improvements in reconstruction fidelity.

A straightforward approach is to finetune the VFM using both a reconstruction loss and an alignment loss. However, we find that this strategy is sub-optimal. Such a training paradigm implicitly forces the encoder to simultaneously fit the base manifold and the local variations defined on top of it. Since the base manifold itself keeps evolving during training, the corresponding local variations lack a stable reference and therefore cannot converge consistently toward a well-defined direction, ultimately hindering effective optimization.

To overcome this limitation, we propose the Local-

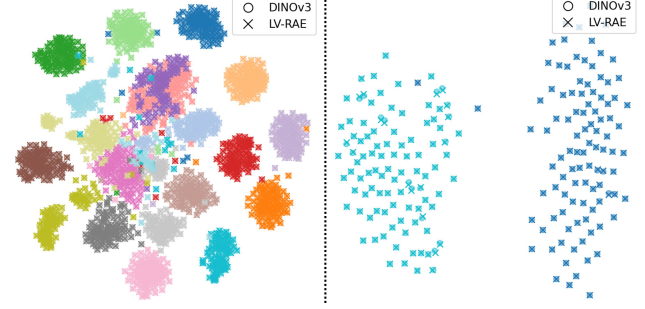


Figure 3. The t-SNE visualization of DINOv3’s semantic features with LV-RAE’s latents in a shared representation space. **Left:** 20-class setting. **Right:** 2-class setting. LV-RAE latents exhibit strong overlap with DINOv3 semantic features, suggesting that they lie in a tightly shared representation space with minimal distributional discrepancy.

Variations Augmented Representation Autoencoder (LV-RAE), which departs from this alignment paradigm. Instead of forcing the encoder to extract both semantic and low-level information into a shared latent, we treat the VFM semantic features as a fixed base manifold. The encoder is then tasked solely with learning the low-level information that is missing from the semantic features, leading to more stable and effective optimization.

**Architecture** To facilitate training and maintain consistency with the VFM framework, both the encoder and decoder of our autoencoder adopt a Transformer architecture equipped with RoPE (Su et al., 2024) positional embeddings, using a patch size of  $16 \times 16$ . The encoder consists of 6 Transformer layers and is designed to be lightweight, focusing on learning low-level information. The decoder is deeper, comprising 12 Transformer layers, to effectively reconstruct high-fidelity images.

**Training** Let  $\Phi$  denote a VFM, *i.e.*, DINOv3 (Siméoni et al., 2025), and let  $E(\cdot)$  and  $D(\cdot)$  denote the encoder and decoder, respectively. Given an image  $X \in \mathbb{R}^{H \times W \times 3}$ , the VFM  $\Phi$  extracts semantic features  $u \in \mathbb{R}^{N \times D}$ . Notably,  $u$  is obtained before the final LayerNorm of  $\Phi$ .

The image  $X$  is first projected into a patch-level representation  $x_{\text{in}} \in \mathbb{R}^{N \times D}$  via a  $16 \times 16$  convolution, where  $N = \frac{H}{16} \times \frac{W}{16}$ . The projected features are then concatenated with the semantic features  $u$  along the token dimension, forming

$$x = [x_{\text{in}}; u] \in \mathbb{R}^{2N \times D}, \quad (1)$$

which serves as the input to the encoder  $E$ . Let  $r = E(x)[N; :]$  denote the first  $N$  tokens of the encoder output. We interpret these tokens as encoding the low-level information missing from the semantic features. The complete latent  $z \in \mathbb{R}^{N \times D}$  is then obtained by element-wise

addition of  $r$  and  $u$ , followed by a LayerNorm:

$$z = \text{LayerNorm}(r + u). \quad (2)$$

Notably, we initialize the final linear layer of the encoder with all-zero weights, and initialize the LayerNorm using the parameters from the final LayerNorm of the VFM to avoid disrupting semantic features at initialization.

The decoder  $D$  then reconstructs the image from  $z$ , producing  $\bar{X} \in \mathbb{R}^{H \times W \times 3}$ . For image reconstruction, we employ a combination of the pixel-wise loss  $\mathcal{L}_1$  and the perceptual loss  $\mathcal{L}_{lips}$  (Johnson et al., 2016; Zhang et al., 2018):

$$\mathcal{L}_{rec} = \alpha \mathcal{L}_1(X, \bar{X}) + \beta \mathcal{L}_{lips}(X, \bar{X}), \quad (3)$$

where  $\alpha = \beta = 1$  are weighting coefficients. Simultaneously, to ensure the learned latent space remains grounded in the semantic manifold, we explicitly align the latent representation  $z$  with the semantic features  $u$  via an  $\mathcal{L}_2$  loss:

$$\mathcal{L}_{align} = \|z - u\|_2^2. \quad (4)$$

The final training objective is:

$$\mathcal{L} = \mathcal{L}_{rec} + \eta \cdot \mathcal{L}_{align}, \quad (5)$$

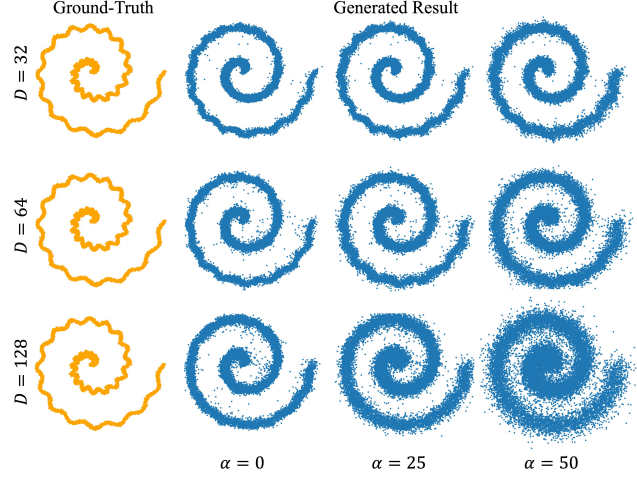
where  $\eta = 5$  is the weighting coefficient. As shown in Fig. 3, the latents produced by LV-RAE closely align with the corresponding VFM semantic features, indicating that they reside in a shared representation space.

### 3.2. Toy Experiment

Despite the high reconstruction fidelity of LV-RAE, as shown in Fig. 5, we observe that its decoder is exceptionally sensitive to perturbations in the latent space. Under the manifold assumption, real data distributions typically lie on low-dimensional manifolds. Mapping such low-dimensional manifolds into a high-dimensional space inevitably introduces many directions orthogonal to the data manifold. Along these directions, the decoder can exhibit excessively large Jacobian magnitudes, causing even small perturbations in the latent space lead to noticeable visual artifacts in the reconstructed outputs. We verify this assumption via a toy experiment.

We begin by sampling points  $\hat{x} \in \mathbb{R}^2$  from a simple distribution and embedding them into a  $D$ -dimensional latent space via a random orthonormal projection matrix  $P \in \mathbb{R}^{D \times 2}$ , where  $P^\top P = I_2$ . The resulting latents are denoted by  $z = P\hat{x} \in \mathbb{R}^D$ . A simple diffusion model, i.e., 5-layer ReLU MLP with 512-dimensional hidden units, is then trained to model this distribution in the latent space.

To explicitly investigate the effect of the decoder, we construct a decoder  $D(\cdot)$  that is designed to respond to latent



**Figure 4. Toy Experiment.** A 2-dimensional underlying data is embedded into a  $D$ -dimensional space to train a diffusion model. The generated samples are projected back to two dimensions using a decoder that responds to both manifold and off-manifold directions for visualization. The parameter  $\alpha$  controls the decoder’s sensitivity to off-manifold directions. In the high-dimensional setting ( $D = 128$ ), increasing the decoder’s sensitivity to off-manifold directions (larger  $\alpha$ ) causes deviations along these directions to accumulate and be amplified by the decoder, resulting in severe departures from the ground truth.

directions both parallel and orthogonal to the data manifold. Specifically, let  $U \in \mathbb{R}^{D \times (D-2)}$  be an orthonormal basis whose columns are orthogonal to those of  $P$ , i.e.,  $P^\top U = 0$ . The decoder is formulated as:

$$D(z) = P^\top z + \alpha \sin(\beta U^\top z) W, \quad (6)$$


where  $\alpha$  and  $\beta$  are hyperparameters,  $W \in \mathbb{R}^{(D-2) \times 2}$  is a random projection matrix with entries independently sampled from  $\mathcal{N}(0, \frac{1}{D-2}I)$ . To formally characterize the decoder’s sensitivity, we derive its Jacobian matrix:

$$J_D(z) = \frac{\partial D(z)}{\partial z} = P^\top + \alpha \beta W^\top \text{Diag}(\cos(\beta U^\top z)) U^\top. \quad (7)$$

The second term controls the decoder’s response to perturbations along directions orthogonal to the data manifold through the total gain factor  $\alpha\beta$ . For simplicity, we set  $\beta = 1$ , such that the overall gain of the off-manifold component is determined solely by  $\alpha$ .

We conduct experiments under different latent dimensionalities and varying values of  $\alpha$ , with the results shown in Fig. 4. When  $\alpha = 0$ , decoding reduces to a pure projection onto the data-manifold directions. In this regime, increasing the latent dimensionality does not induce significant changes in the generated distribution. The overall manifold structure remains stable with only minor variations.

In contrast, when  $\alpha > 0$  and the decoder is allowed to respond to off-manifold directions, the effect of latent di-



**Figure 5. Visualization of decoder sensitivity to latent perturbations.** **Top:** In high-dimensional latent spaces, the decoder is sensitive to latent perturbations, even small perturbations (e.g., +0.1 noise) can produce pronounced pixel-level artifacts. **Bottom:** This sensitivity undermines generation because generative models often struggle to accurately capture the true data distribution, making even minor sampling shifts capable of causing significant structural distortions in the output. Our approach enhances generation quality by fine-tuning the decoder to increase robustness to latent perturbations and smoothing the generated latent via controlled noise injection.

dimensionality becomes pronounced. As the dimensionality increases, the generated samples exhibit progressively larger deviations from the ground-truth distribution, eventually leading to severe distortions and loss of structure at large  $\alpha$ . This behavior arises because higher-dimensional latent spaces provide more off-manifold directions, along which even small deviations can accumulate and be amplified by the decoder.

These results verify that controlling the decoder’s response along off-manifold directions is essential for stable generation, especially in high-dimensional latent spaces.

### 3.3. Decoder with Noise Augmentation

**Motivation** To suppress the decoder’s excessive responses, a simple yet effective solution is to fine-tune the decoder with latent noise. From a Jacobian perspective, noise injection implicitly penalizes excessive local gain, reducing the decoder’s sensitivity along all directions.

Since the approximation accuracy of diffusion priors is model-dependent, a fixed decoder can’t adapt to all diffusion models. We propose a decoupled framework that transforms decoder sensitivity into a tunable parameter. Specifically, we introduce random noise injection during training to encourage robustness across varying levels of latent uncertainty. At inference time, additional noise is injected into the gen-

erated latent to dynamically adjust the decoder’s effective response, allowing it to accommodate different degrees of manifold misalignment introduced by the diffusion process.

**Training** Building upon the LV-RAE trained in the previous stage, instead of feeding the original latent  $z$  into the decoder, we input a noise-perturbed latent  $\tilde{z}$  obtained by adding Gaussian noise:

$$\tilde{z} = z + \sigma \cdot \epsilon, \quad \sigma \sim \mathcal{U}(0, \tau), \quad \epsilon \sim \mathcal{N}(0, \mathbf{I}), \quad (8)$$

where  $\tau = 0.2$  is a hyperparameter for controlling the maximum noise magnitude. The decoder then reconstructs the image from the perturbed latent:  $\tilde{X} = D(\tilde{z})$ .

In addition to using the reconstruction loss  $\mathcal{L}_{rec}$ , we incorporate an adversarial loss (Goodfellow et al., 2014) with an adaptive weighting strategy. Specifically, we compute the gradients of the reconstruction loss  $\mathcal{L}_{rec}$  and the GAN loss  $\mathcal{L}_{gan}$  with respect to the decoder’s final layer:

$$w_{gan} = \frac{\|\nabla \mathcal{L}_{rec}\|}{\|\nabla \mathcal{L}_{gan}\|}. \quad (9)$$

The overall training objective is:

$$\mathcal{L} = \mathcal{L}_{rec} + \kappa \cdot w_{gan} \cdot \mathcal{L}_{gan}, \quad (10)$$

where  $\kappa = 0.75$  is the weighting coefficient.

**Sampling** At the generation stage, we apply noise injection to the final latent representation produced by the generative model. Concretely, given a generated latent  $z_0$ , we perturb it with Gaussian noise of a fixed magnitude:

$$\tilde{z}_0 = z_0 + \bar{\sigma} \cdot \epsilon, \quad \epsilon \sim \mathcal{N}(0, \mathbf{I}), \quad (11)$$

where  $\bar{\sigma}$  controls the noise strength at inference time, larger values result in smoother outputs, as empirically validated in Section 4.2. The final image is then obtained by decoding the perturbed latent:  $X = D(\tilde{z}_0)$ .

## 4. Experiments

### 4.1. Experiments Setup


**Training** We train all models on the ImageNet-1K (Russakovsky et al., 2015)  $256 \times 256$  dataset. For generation, we use LightningDiT (Yao et al., 2025) and DiT<sup>DH</sup> (Zheng et al., 2025) as backbones of diffusion model. We apply QK-Norm (Henry et al., 2020) to stabilize training and adopt the time-shift training strategy proposed in RAE (Zheng et al., 2025). More implementation details can be found in the Appendix B.

**Evaluation** For reconstruction, we evaluate on the ImageNet-1k (Russakovsky et al., 2015) validation set and



**Table 1. Quantitative comparison of reconstruction performance across different autoencoders.** Our proposed LV-RAE achieves state-of-the-art reconstruction quality among all autoencoders. Notably, under nearly lossless semantic preservation, our method significantly outperforms SVG in terms of reconstruction quality, demonstrating its superiority.

Tokenizer	Config.	ImageNet-1K				COCO 2017			
		PSNR $\uparrow$	SSIM $\uparrow$	LPIPS $\downarrow$	rFDD $\downarrow$	PSNR $\uparrow$	SSIM $\uparrow$	LPIPS $\downarrow$	rFDD $\downarrow$
SD-VAE (Rombach et al., 2022)	f8d4	25.65	0.748	0.068	13.78	25.38	0.760	0.065	43.72
FLUX-VAE (Labs et al., 2025)	f8d16	31.01	0.914	<b>0.017</b>	2.88	30.89	0.921	<b>0.015</b>	8.86
VA-VAE (Yao et al., 2025)	f16d32	26.26	0.786	0.046	4.18	26.07	0.799	0.044	18.76
SVG (Shi et al., 2025)	f16d392	21.87	0.632	0.114	24.92	21.71	0.645	0.112	60.66
LV-RAE (ours)	f16d768	<b>32.50</b>	<b>0.938</b>	<b>0.017</b>	5.51	<b>32.32</b>	<b>0.941</b>	<b>0.015</b>	13.20
+ Noise Augmentation (ours)	f16d768	31.11	0.927	0.019	<b>2.49</b>	30.91	0.930	0.018	<b>8.74</b>

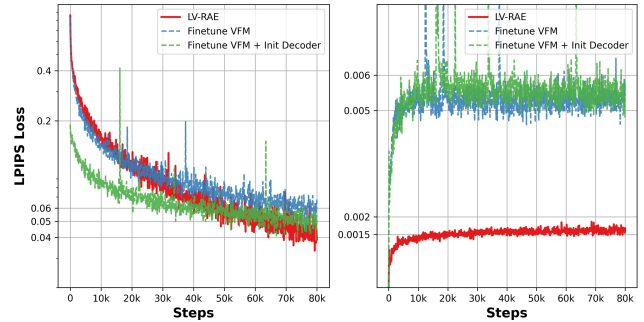


**Figure 6. Qualitative comparison of reconstruction fidelity with SVG.** While SVG preserves color consistency with the ground truth, it suffers from severe structural distortions, particularly in regions containing text, human faces, animal faces, symbols, and grid patterns. These distortions significantly degrade perceptual quality. In contrast, the proposed LV-RAE effectively handles these challenging structures and produces visually faithful reconstructions. Critical regions are highlighted using red boxes. **Zoom in for best view.**

**Table 2. Reconstruction quality and semantic alignment comparison between fine-tuning VFMs and the proposed LV-RAE.** Across all VFMs, LV-RAE consistently outperforms fine-tuning the VFM in terms of both reconstruction quality and semantic alignment. In particular, when using DINOv3 as the backbone, LV-RAE achieves remarkably strong reconstruction performance while maintaining a high degree of semantic alignment.

Method	Target VFM	Init. D.	PSNR $\uparrow$	SSIM $\uparrow$	CKNNA $\uparrow$
F.T. VFM	DINOv3-B	✗	29.94	0.899	0.925
		✓	30.88	0.920	0.925
LV-RAE	DINOv3-B	✗	<b>32.32</b>	<b>0.941</b>	<b>0.987</b>
F.T. VFM	DINOv2-B	✗	25.58	0.770	0.873
LV-RAE	DINOv2-B	✗	<b>29.30</b>	<b>0.892</b>	<b>0.982</b>
F.T. VFM	SigLip2	✗	23.48	0.683	0.802
LV-RAE	SigLip2	✗	<b>27.66</b>	<b>0.840</b>	<b>0.989</b>

the COCO2017 (Lin et al., 2014) validation set at  $256 \times 256$  resolution, reporting PSNR, SSIM, and LPIPS (Zhang et al., 2018). For generation, we report the Frechet Inception Distance(gFID) (Heusel et al., 2017), Inception Score (IS) (Salimans et al., 2016), as well as Precision and Recall.



**Figure 7. Training dynamics comparison of different methods.** Left: LPIPS loss over training steps. Right: Semantic alignment loss over training steps. The proposed LV-RAE achieves a lower and more stable alignment loss throughout training and converges to a lower LPIPS loss compared with directly fine-tuning the VFM.

These metrics are computed using 50K generated images, except for ablation studies, where 10K samples are used. Additionally, we report the Frechet Distance computed on DINOv2 (Oquab et al., 2023) features (FDD) to complement FID, as FDD is a more reliable metric (Stein et al.,



Table 3. Class-conditional generation performance on ImageNet 256×256.

Method	#Params	Epochs	Generation@256 w/o guidance				Generation@256 w/ guidance			
			gFID↓	IS↑	Prec.↑	Rec.↑	gFID↓	IS↑	Prec.↑	Rec.↑
<i>Pixel Diffusion</i>										
ADM (Dhariwal & Nichol, 2021)	554M	400	10.94	101.0	0.69	0.63	3.94	215.8	0.83	0.53
RIN (Jabri et al., 2022)	410M	480	3.42	182.0	-	-	-	-	-	-
PixelFlow (Chen et al., 2025c)	677M	320	-	-	-	-	1.98	282.1	0.81	0.60
<i>Latent Diffusion</i>										
MaskDiT (Zheng et al., 2024)	675M	1600	5.69	177.9	0.74	0.60	2.28	276.6	0.80	0.61
DiT (Peebles & Xie, 2022)	675M	1400	9.62	121.5	0.67	0.67	2.27	278.2	<b>0.83</b>	0.57
SiT (Ma et al., 2024)	675M	1400	8.61	131.7	0.68	0.67	2.06	270.3	0.82	0.59
FasterDiT (Yao et al., 2024)	675M	400	7.91	131.3	0.67	<b>0.69</b>	2.03	264.0	0.81	0.60
REPA (Yu et al., 2025)	675M	800	5.90	157.8	0.70	<b>0.69</b>	1.42	305.7	0.80	0.65
VA-VAE (Yao et al., 2025)	675M	800	<b>2.17</b>	205.6	<b>0.77</b>	0.65	1.35	295.3	0.79	0.65
DDT (Wang et al., 2025)	675M	400	6.27	154.7	0.68	<b>0.69</b>	<b>1.26</b>	<b>310.6</b>	0.79	0.65
SVG (Shi et al., 2025)	675M	1400	3.36	181.2	-	-	1.92	264.9	-	-
<i>Latent Diffusion with LV-RAE + 0.1 noise (Ours)</i>										
DiT-XL	675M	400	3.77	185.37	0.76	0.60	-	-	-	-
DiT <sup>DH</sup> -XL	839M	800	2.42	<b>223.8</b>	<b>0.77</b>	0.64	1.82	249.7	0.75	<b>0.67</b>

2023; Skorokhodov et al., 2025).

## 4.2. Ablations

### Effect of LV-RAE compared with fine-tuning the VFM.

To assess the effectiveness of the proposed LV-RAE, we conduct experiments using different VFMs, including DINOv2-B (Oquab et al., 2023), DINOv3-B (Siméoni et al., 2025), and SigLIPv2-B (Tschannen et al., 2025). We primarily compare reconstruction quality and semantic alignment with VFM features. Specifically, reconstruction performance is evaluated using PSNR and SSIM on the COCO2017 validation set. To measure semantic alignment, we compute CKNN on the first 5,000 images from the ImageNet validation set. The quantitative results are summarized in Tab. 2. In our experiments, F.T. VFM denotes directly fine-tuning the VFM as the encoder, while Init D. indicates whether decoder initialization is applied, i.e., the decoder is first trained with a frozen VFM encoder and the VFM is then unfrozen for joint fine-tuning after convergence.

Compared with directly fine-tuning the VFM, LV-RAE consistently achieves superior performance in both reconstruction fidelity and semantic alignment. We further observe that different VFMs exhibit distinct behaviors. In particular, compared with DINOv2 and SigLIPv2, DINOv3 provides semantic features that retain richer low-level information. As a result, both direct VFM fine-tuning and LV-RAE benefit from stronger reconstruction performance and improved semantic alignment when using DINOv3 as the backbone. We therefore adopt it as the default VFM in our experiments.

To further analyze the source of LV-RAE’s superiority, we illustrate the evolution of training losses in Fig. 7. Compared with directly fine-tuning the VFM, LV-RAE exhibits a smaller and more stable alignment loss throughout training. We also conduct an ablation study on the decoder parameter initialization, and observe that a well-designed initialization slightly improves reconstruction fidelity, while having a negligible impact on semantic alignment and training stability. We attribute the performance gains of LV-RAE to its fixed semantic space, which enables stable optimization. In contrast, fine-tuning the VFM continuously alters the semantic space, leading to unstable alignment optimization and degraded reconstruction.

**Effect of noise augmentation for reconstruction** We investigate the reconstruction ability of different decoders under varying levels of latent corruption, with quantitative results reported in Tab. 4. When evaluated on clean latent  $z$ , the decoder without fine-tuning achieves the best reconstruction performance. However, its performance degrades sharply even under mild noise perturbations ( $z + 0.1\epsilon$ ), indicating limited robustness to latent corruption. In contrast, the fine-tuned decoder exhibits a substantial improvement in robustness, maintaining significantly better reconstruction quality as the noise level increases. We further compare fine-tuning with a fixed noise magnitude ( $\sigma = 0.1$ ) and fine-tuning with randomly sampled noise amplitudes ( $\sigma \sim \mathcal{U}(0, 0.2)$ ). The results show that fine-tuning with a fixed noise level severely harms reconstruction performance on clean latent. We attribute this degradation to an implicit high-frequency truncation effect, where the decoder no longer attends to fine-grained latent information.

**Table 4. Quantitative comparison of different decoders under increasing levels of latent corruption.** The original decoder achieves the best reconstruction performance on clean latents but degrades sharply when noise is introduced. Fine-tuning with a fixed noise magnitude improves robustness at the cost of reconstruction quality on clean latents, while fine-tuning with randomly sampled noise amplitudes preserves high reconstruction quality on clean latents and significantly enhances robustness to noise.

Decoder	Latent	PSNR $\uparrow$	SSIM $\uparrow$	LPIPS $\downarrow$
original	$z$	32.32	0.941	0.015
	$z + 0.1\epsilon$	17.72	0.437	0.466
	$z + 0.2\epsilon$	13.68	0.228	0.621
F.T. w/ $\sigma = 0.1$	$z$	25.45	0.810	0.092
	$z + 0.1\epsilon$	23.56	0.735	0.093
	$z + 0.2\epsilon$	19.98	0.581	0.182
F.T. w/ $\sigma \sim \mathcal{U}(0, 0.2)$	$z$	30.91	0.930	0.018
	$z + 0.1\epsilon$	23.78	0.735	0.100
	$z + 0.2\epsilon$	21.61	0.637	0.152

**Table 5. Additional quantitative comparison of generation performance.** LV-RAE achieves a gFDD of 58.2 without guidance, substantially outperforming other methods.  $\dagger$  Results reproduced using the official open-source weights.

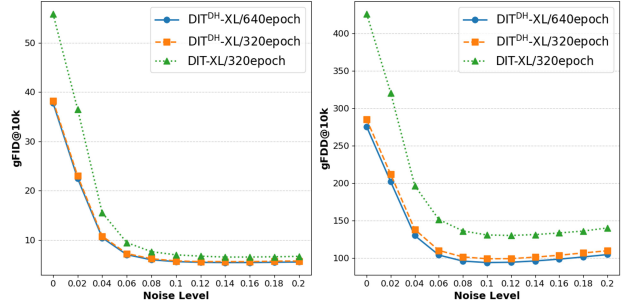
Method	Epochs	Steps	gFID $\downarrow$	gFDD $\downarrow$
SVG $\dagger$ (Shi et al., 2025)	1400	250	3.47	130.4
VA-VAE $\dagger$ (Yao et al., 2025)	800	250	<b>2.23</b>	74.3
LV-RAE (ours)	800	250	2.42	<b>58.2</b>

In comparison, fine-tuning with random noise amplitudes enhances robustness while largely preserving reconstruction quality on clean latent inputs. We therefore adopt LV-RAE equipped with a fine-tuned decoder using  $\sigma \sim \mathcal{U}(0, 0.2)$  as the default setting.

**Effect of noise augmentation for generation** We add noise to the final sampled latent representations to suppress visual artifacts caused by inaccurate generation of high-frequency components. Fig. 8 visualizes the effect of different noise levels on the final generation quality. As the noise magnitude increases, the generation quality improves consistently: both FID and FDD decrease with increasing noise strength and begin to converge at around  $\bar{\sigma} \approx 0.08$ . We further compare models trained with different numbers of epochs (320 vs. 640) and observe that longer training has a limited impact on the overall trend, mainly resulting in a vertical shift of the curves. In contrast, the choice of model architecture has a much more significant effect. Specifically, when the noise level is low, larger-capacity models (e.g., DiT<sup>DH</sup>-XL) achieve substantially better performance than their smaller counterparts (e.g., DiT-XL).

### 4.3. Reconstruction Performance Comparison

The quantitative reconstruction results are summarized in Tab. 1. Compared with other tokenizers, the latents pro-



**Figure 8. Generation quality trends under different levels of noise injection at inference time.** As the noise level increases, both FID and FDD decrease substantially at first and then exhibit a slight increase.

duced by LV-RAE preserve richer fine-grained details, leading to state-of-the-art reconstruction performance. After applying the proposed noise augmentation training strategy to fine-tune the decoder, reconstruction performance decreases but remains better than that of other tokenizers. Qualitative results are shown in Fig. 6. Previous representation autoencoders (e.g., SVG) suffer from severe structural distortions in the reconstructed images, which significantly degrade visual quality. In contrast, LV-RAE is able to handle these challenging scenarios effectively, producing structurally coherent and visually faithful reconstructions.

### 4.4. Generation Performance Comparison

As shown in Tab. 3, our method achieves strong class-conditional generation performance on ImageNet  $256 \times 256$ , outperforming most latent diffusion baselines. With 400 training epochs, DiT-XL equipped with LV-RAE attains a gFID of 3.77 and an IS of 185.37 without classifier guidance. When scaling the model to DiT<sup>DH</sup>-XL, our method achieves a gFID of 2.42 and an IS of 223.84 after 800 training epochs, which is competitive with or superior to existing latent diffusion methods of comparable scale. We further compare performance under the FDD metric, with results reported in Tab. 5. Our method achieves an FDD score of 58.2 after 800 training epochs, substantially outperforming prior approaches such as VA-VAE and SVG.

## 5. Conclusion

In this paper, we revisit the reconstruction bottleneck that arises when using VFMs as autoencoders. To address this limitation, we propose an improved representation autoencoder, LV-RAE, which augments semantic features with missing low-level information. This design enables high-fidelity reconstruction while remaining highly aligned with the semantic distribution. Moreover, we find that in high-dimensional spaces, the decoder is highly sensitive to off-manifold directions, which significantly hinders generation

performance. To mitigate this issue, we enhance the decoder’s robustness by fine-tuning it with noise, and during inference, we inject noise to smooth the generated latent, leading to improved generation quality. Overall, our approach effectively alleviates the reconstruction bottleneck and improves the stability and quality of generation.

## Impact Statement

This paper improves the autoencoders used in latent diffusion models, focusing on the simultaneous enhancement of reconstruction quality and semantic distribution. These advancements support diverse applications in creative content generation and generative AI research. Our method does not expand the functional domain of existing models; therefore, it inherits the standard ethical considerations and societal challenges associated with large-scale generative systems.

## References

- Bi, T., Zhang, X., Lu, Y., and Zheng, N. Vision foundation models can be good tokenizers for latent diffusion models. *arXiv preprint arXiv:2510.18457*, 2025.
- Carlsson, G. Topology and data. *Bulletin of the American Mathematical Society*, 46(2):255–308, 2009.
- Chang, Z., Duan, Z.-P., Zhang, J., Guo, C.-L., Liu, S., Chun, H., Park, H., Liu, Z., and Li, C. Pertouch: Vlm-driven agent for personalized and semantic image retouching. *arXiv preprint arXiv:2511.12998*, 2025.
- Chen, B., Bi, S., Tan, H., Zhang, H., Zhang, T., Li, Z., Xiong, Y., Zhang, J., and Zhang, K. Aligning visual foundation encoders to tokenizers for diffusion models. *arXiv preprint arXiv:2509.25162*, 2025a.
- Chen, J., Cai, H., Chen, J., Xie, E., Yang, S., Tang, H., Li, M., Lu, Y., and Han, S. Deep compression autoencoder for efficient high-resolution diffusion models. *arXiv preprint arXiv:2410.10733*, 2024.
- Chen, J., Zou, D., He, W., Chen, J., Xie, E., Han, S., and Cai, H. Dc-ae 1.5: Accelerating diffusion model convergence with structured latent space. *arXiv preprint arXiv:2508.00413*, 2025b.
- Chen, S., Ge, C., Zhang, S., Sun, P., and Luo, P. Pixelflow: Pixel-space generative models with flow. *arXiv preprint arXiv:2504.07963*, 2025c.
- Dhariwal, P. and Nichol, A. Diffusion models beat gans on image synthesis. *Advances in neural information processing systems*, 34:8780–8794, 2021.
- Duan, Z.-P., Zhang, J., Liu, S., Lin, Z., Guo, C.-L., Zou, D., Ren, J., and Li, C. A diffusion-based framework for occluded object movement. In *Proceedings of the AAAI Conference on Artificial Intelligence*, volume 39, pp. 2816–2824, 2025.
- Esser, P., Kulal, S., Blattmann, A., Entezari, R., Müller, J., Saini, H., Levi, Y., Lorenz, D., Sauer, A., Boesel, F., et al. Scaling rectified flow transformers for high-resolution image synthesis. In *Forty-first international conference on machine learning*, 2024.
- Gao, Y., Chen, C., Chen, T., and Gu, J. One layer is enough: Adapting pretrained visual encoders for image generation. *arXiv preprint arXiv:2512.07829*, 2025.
- Goodfellow, I. J., Pouget-Abadie, J., Mirza, M., Xu, B., Warde-Farley, D., Ozair, S., Courville, A., and Bengio, Y. Generative adversarial nets. *Advances in neural information processing systems*, 27, 2014.
- Henry, A., Dachapally, P. R., Pawar, S. S., and Chen, Y. Query-key normalization for transformers. In *Findings of the Association for Computational Linguistics: EMNLP 2020*, pp. 4246–4253, 2020.
- Heusel, M., Ramsauer, H., Unterthiner, T., Nessler, B., and Hochreiter, S. Gans trained by a two time-scale update rule converge to a local nash equilibrium. *Advances in neural information processing systems*, 30, 2017.
- Hotelling, H. Analysis of a complex of statistical variables into principal components. *Journal of educational psychology*, 24(6):417, 1933.
- Huh, M., Cheung, B., Wang, T., and Isola, P. The platonic representation hypothesis. *arXiv preprint arXiv:2405.07987*, 2024.
- Jabri, A., Fleet, D., and Chen, T. Scalable adaptive computation for iterative generation. *arXiv preprint arXiv:2212.11972*, 2022.
- Johnson, J., Alahi, A., and Fei-Fei, L. Perceptual losses for real-time style transfer and super-resolution. In *European conference on computer vision*, pp. 694–711. Springer, 2016.
- Karras, T., Aittala, M., Kynkäänniemi, T., Lehtinen, J., Aila, T., and Laine, S. Guiding a diffusion model with a bad version of itself. *Advances in Neural Information Processing Systems*, 37:52996–53021, 2024.
- Kingma, D. P. and Welling, M. Auto-encoding variational bayes. *arXiv preprint arXiv:1312.6114*, 2013.
- Kornblith, S., Norouzi, M., Lee, H., and Hinton, G. Similarity of neural network representations revisited. In *International conference on machine learning*, pp. 3519–3529. PMIR, 2019.

- Kouzelis, T., Kakogeorgiou, I., Gidaris, S., and Komodakis, N. Eq-vae: Equivariance regularized latent space for improved generative image modeling. *arXiv preprint arXiv:2502.09509*, 2025.
- Labs, B. F., Batifol, S., Blattmann, A., Boesel, F., Consul, S., Diagne, C., Dockhorn, T., English, J., English, Z., Esser, P., et al. Flux. 1 kontext: Flow matching for in-context image generation and editing in latent space. *arXiv preprint arXiv:2506.15742*, 2025.
- Leng, X., Singh, J., Hou, Y., Xing, Z., Xie, S., and Zheng, L. Repa-e: Unlocking vae for end-to-end tuning with latent diffusion transformers. *arXiv preprint arXiv:2504.10483*, 2025.
- Lin, T.-Y., Maire, M., Belongie, S., Hays, J., Perona, P., Ramanan, D., Dollár, P., and Zitnick, C. L. Microsoft coco: Common objects in context. In *European conference on computer vision*, pp. 740–755. Springer, 2014.
- Lipman, Y., Chen, R. T., Ben-Hamu, H., Nickel, M., and Le, M. Flow matching for generative modeling. *arXiv preprint arXiv:2210.02747*, 2022.
- Liu, S., Duan, Z.-P., OuYang, J., Fu, J., Park, H., Liu, Z., Guo, C.-L., and Li, C. Faceme: Robust blind face restoration with personal identification. In *Proceedings of the AAAI Conference on Artificial Intelligence*, volume 39, pp. 5567–5575, 2025.
- Liu, X., Gong, C., and Liu, Q. Flow straight and fast: Learning to generate and transfer data with rectified flow. *arXiv preprint arXiv:2209.03003*, 2022.
- Loshchilov, I. and Hutter, F. Decoupled weight decay regularization. *arXiv preprint arXiv:1711.05101*, 2017.
- Ma, N., Goldstein, M., Albergo, M. S., Boffi, N. M., Vanden-Eijnden, E., and Xie, S. Sit: Exploring flow and diffusion-based generative models with scalable interpolant transformers. In *European Conference on Computer Vision*, pp. 23–40. Springer, 2024.
- Oquab, M., Darcet, T., Moutakanni, T., Vo, H., Szafraniec, M., Khalidov, V., Fernandez, P., Haziza, D., Massa, F., El Nouby, A., et al. Dinov2: Learning robust visual features without supervision. *arXiv preprint arXiv:2304.07193*, 2023.
- Peebles, W. and Xie, S. Scalable diffusion models with transformers. *arXiv preprint arXiv:2212.09748*, 2022.
- Raffel, C., Shazeer, N., Roberts, A., Lee, K., Narang, S., Matena, M., Zhou, Y., Li, W., and Liu, P. J. Exploring the limits of transfer learning with a unified text-to-text transformer. *Journal of machine learning research*, 21 (140):1–67, 2020.
- Rombach, R., Blattmann, A., Lorenz, D., Esser, P., and Ommer, B. High-resolution image synthesis with latent diffusion models. In *Proceedings of the IEEE/CVF conference on computer vision and pattern recognition*, pp. 10684–10695, 2022.
- Russakovsky, O., Deng, J., Su, H., Krause, J., Satheesh, S., Ma, S., Huang, Z., Karpathy, A., Khosla, A., Bernstein, M., et al. Imagenet large scale visual recognition challenge. *International journal of computer vision*, 115(3): 211–252, 2015.
- Salimans, T., Goodfellow, I., Zaremba, W., Cheung, V., Radford, A., and Chen, X. Improved techniques for training gans. *Advances in neural information processing systems*, 29, 2016.
- Shazeer, N. Glu variants improve transformer. *arXiv preprint arXiv:2002.05202*, 2020.
- Shi, M., Wang, H., Zheng, W., Yuan, Z., Wu, X., Wang, X., Wan, P., Zhou, J., and Lu, J. Latent diffusion model without variational autoencoder. *arXiv preprint arXiv:2510.15301*, 2025.
- Siméoni, O., Vo, H. V., Seitzer, M., Baldassarre, F., Oquab, M., Jose, C., Khalidov, V., Szafraniec, M., Yi, S., Ramamonjisoa, M., et al. Dinov3. *arXiv preprint arXiv:2508.10104*, 2025.
- Skorokhodov, I., Girish, S., Hu, B., Menapace, W., Li, Y., Abdal, R., Tulyakov, S., and Siorohin, A. Improving the diffusability of autoencoders. *arXiv preprint arXiv:2502.14831*, 2025.
- Song, Y., Sohl-Dickstein, J., Kingma, D. P., Kumar, A., Ermon, S., and Poole, B. Score-based generative modeling through stochastic differential equations. *arXiv preprint arXiv:2011.13456*, 2020.
- Stein, G., Cresswell, J., Hosseinzadeh, R., Sui, Y., Ross, B., Vilecroze, V., Liu, Z., Caterini, A. L., Taylor, E., and Loaiza-Ganem, G. Exposing flaws of generative model evaluation metrics and their unfair treatment of diffusion models. *Advances in Neural Information Processing Systems*, 36:3732–3784, 2023.
- Su, J., Ahmed, M., Lu, Y., Pan, S., Bo, W., and Liu, Y. Roformer: Enhanced transformer with rotary position embedding. *Neurocomputing*, 568:127063, 2024.
- Szegedy, C., Vanhoucke, V., Ioffe, S., Shlens, J., and Wojna, Z. Rethinking the inception architecture for computer vision. In *Proceedings of the IEEE conference on computer vision and pattern recognition*, pp. 2818–2826, 2016.
- Team, N., Han, C., Li, G., Wu, J., Sun, Q., Cai, Y., Peng, Y., Ge, Z., Zhou, D., Tang, H., et al. Nextstep-1: Toward



- autoregressive image generation with continuous tokens at scale. *arXiv preprint arXiv:2508.10711*, 2025.
- Tschannen, M., Gritsenko, A., Wang, X., Naeem, M. F., Alabdulmohsin, I., Parthasarathy, N., Evans, T., Beyer, L., Xia, Y., Mustafa, B., et al. Siglip 2: Multilingual vision-language encoders with improved semantic understanding, localization, and dense features. *arXiv preprint arXiv:2502.14786*, 2025.
- Wang, S., Tian, Z., Huang, W., and Wang, L. Ddt: Decoupled diffusion transformer. *arXiv preprint arXiv:2504.05741*, 2025.
- Xiong, T., Liew, J. H., Huang, Z., Feng, J., and Liu, X. Gigatok: Scaling visual tokenizers to 3 billion parameters for autoregressive image generation. *arXiv preprint arXiv:2504.08736*, 2025.
- Yao, J., Wang, C., Liu, W., and Wang, X. Fasterdit: Towards faster diffusion transformers training without architecture modification. *Advances in Neural Information Processing Systems*, 37:56166–56189, 2024.
- Yao, J., Yang, B., and Wang, X. Reconstruction vs. generation: Taming optimization dilemma in latent diffusion models. In *Proceedings of the Computer Vision and Pattern Recognition Conference*, pp. 15703–15712, 2025.
- Yu, S., Kwak, S., Jang, H., Jeong, J., Huang, J., Shin, J., and Xie, S. Representation alignment for generation: Training diffusion transformers is easier than you think. In *International Conference on Learning Representations*, 2025.
- Zhang, B. and Sennrich, R. Root mean square layer normalization. *Advances in neural information processing systems*, 32, 2019.
- Zhang, L., Rao, A., and Agrawala, M. Adding conditional control to text-to-image diffusion models, 2023.
- Zhang, R., Isola, P., Efros, A. A., Shechtman, E., and Wang, O. The unreasonable effectiveness of deep features as a perceptual metric. In *Proceedings of the IEEE conference on computer vision and pattern recognition*, pp. 586–595, 2018.
- Zhao, S., Liu, Z., Lin, J., Zhu, J.-Y., and Han, S. Differentiable augmentation for data-efficient gan training. *Advances in neural information processing systems*, 33: 7559–7570, 2020.
- Zheng, B., Ma, N., Tong, S., and Xie, S. Diffusion transformers with representation autoencoders. *arXiv preprint arXiv:2510.11690*, 2025.
- Zheng, H., Nie, W., Vahdat, A., and Anandkumar, A. Fast training of diffusion models with masked transformers. In *Transactions on Machine Learning Research (TMLR)*, 2024.

## A. Background

**Flow Matching** Flow matching (Liu et al., 2022; Lipman et al., 2022; Esser et al., 2024) learns a deterministic probability flow that continuously transports a known prior distribution  $p_1 = \mathcal{N}(0, I)$  to the target data distribution  $p_0$ . To estimate a time-dependent velocity field  $v_t$  that induces a probability path between  $p_0$  and  $p_1$ , we can define a forward interpolating process between  $x_0 \sim p_0$  and  $\epsilon \sim p_1$ :

$$x_t = \alpha_t x_0 + \beta_t \epsilon, \quad 0 \leq t \leq 1, \quad (12)$$

where the coefficients satisfy the boundary conditions  $\alpha_0 = \beta_1 = 1$  and  $\alpha_1 = \beta_0 = 0$ .

The distribution of this stochastic interpolant coincides with that of the solution to a deterministic ODE whose drift is the corresponding conditional expectation. Let  $v_t(X) = \mathbb{E}[\frac{dx_t}{dt} | x_t = X]$ , then the probability flow ODE

$$dX_t = v_t(X_t)dt, \quad X_1 \sim p_1 \quad (13)$$

satisfy  $\text{Law}(X_t) = \text{Law}(x_t)$  for all  $t \in [0, 1]$ .

To learn the velocity field  $v_t$ , we can use empirical risk minimization to approximate this conditional expectation in practice. This is achieved by optimizing the square loss function:

$$\mathcal{L}(\theta) = \mathbb{E}_{t, x_0, \epsilon} [\|v_\theta(x_t, t) - \dot{x}_t\|_2^2], \quad (14)$$

where  $\dot{x}_t = \frac{dx_t}{dt}$  is analytically available.

## B. Implementation Details

### B.1. Diffusion Model

**DiT and DiT<sup>DH</sup> model details.** Our DiT and DiT<sup>DH</sup> models are built upon the RAE (Zheng et al., 2025) configuration. We adopt SwiGLU (Shazeer, 2020) activations and RMSNorm (Zhang & Sennrich, 2019), together with a Gaussian Fourier embedding (Song et al., 2020) layer for timestep encoding. For positional encoding, we apply Absolute Positional Embeddings to the input tokens in addition to RoPE (Su et al., 2024). To improve training stability, we incorporate QK-Norm (Henry et al., 2020); while QK-Norm slightly affects final generation performance, it provides more stable and reliable optimization during training (Yao et al., 2025; Chen et al., 2025a).

We follow prior work (Peebles & Xie, 2022; Zheng et al., 2025) and use the same model sizes for DiT-XL and DiT<sup>DH</sup>-XL. We use DiT<sup>DH</sup>-S as the guiding model for AutoGuidance (Karras et al., 2024):

- DiT-XL: hidden dimensionality of 1152, 28 transformer blocks, and 16 attention heads.
- DiT-S: hidden dimensionality of 384, 12 transformer blocks, and 6 attention heads.
- DiT<sup>DH</sup>-XL: DiT-XL augmented with a DDT head (consisting of a hidden dimensionality of 2048, 2 transformer blocks, and 16 attention heads.)
- DiT<sup>DH</sup>-S: DiT-S augmented with a DDT head (consisting of a hidden dimensionality of 2048, 2 transformer blocks, and 16 attention heads.)

**DiT and DiT<sup>DH</sup> training details.** All DiT and DiT<sup>DH</sup> models are trained on NVIDIA A100 40GB GPUs using mixed-precision training with bfloat16. We use the AdamW (Loshchilov & Hutter, 2017) optimizer with a learning rate of  $2.0 \times 10^{-4}$  for the first 40 epochs, which is then decayed to  $2.0 \times 10^{-5}$  until epoch 800. The total batch size is set to 1024. Following (Zheng et al., 2025), we apply EMA of model weights with a decay rate of 0.9995.

**Time shifting.** We adopt the time-shifting schedule from RAE (Zheng et al., 2025) for both training and sampling:

$$t' = \frac{\alpha \cdot t}{1 + (\alpha - 1) \cdot t}, \quad \alpha = \sqrt{\frac{c \cdot h \cdot w}{4096}}. \quad (15)$$

Here,  $t$  denotes the diffusion timestep, ranging from 1 (full noise) to 0 (clean image), and  $\alpha$  is the shifting coefficient. For a  $256 \times 256$  input image, our autoencoder encodes it into a latent representation with  $h = 16$ ,  $w = 16$ , and  $c = 768$ , resulting in  $\alpha \approx 6.93$ .

**Sampling.** We use standard ODE-based sampling with the Euler sampler, employing 250 sampling steps by default. Following (Zheng et al., 2025), we adopt AutoGuidance as our primary guidance method. We train the smallest variant, DiT<sup>DH</sup>-S, for 16 epochs as the guiding model and use a guidance scale of 1.4.

## B.2. Autoencoders

**LV-RAE model details.** LV-RAE is implemented as a Transformer-based autoencoder equipped with RoPE (Su et al., 2024) and T5-MLP(Raffel et al., 2020). The model configuration is as follows:

- Encoder: hidden dimensionality of 768, 6 transformer blocks, and 12 attention heads.
- Decoder: hidden dimensionality of 768, 12 transformer blocks, and 12 attention heads.

**LV-RAE training details.** During the local-variations augmented stage (training stage I), each autoencoder is trained using the AdamW optimizer (Loshchilov & Hutter, 2017) with  $\beta_1 = 0.9$ ,  $\beta_2 = 0.999$ , and a weight decay of 0.01. We use a constant learning rate of  $1.0 \times 10^{-4}$  and a total batch size of 512. Each autoencoder is trained for 80k steps.

In the noise augmentation stage (training stage II), the encoder is frozen and the decoder is fine-tuned using the same optimization settings as in the previous stage. We first train the decoder using only the reconstruction loss for 10k steps, and then introduce the GAN loss for an additional 90k training steps. Following RAE (Zheng et al., 2025), we use DINO-S/8 as the discriminator. We additionally apply differentiable augmentations (Zhao et al., 2020), followed by a random crop to  $224 \times 224$  before feeding samples into the discriminator.

## C. Evaluation Details

We evaluate our method from both reconstruction quality and generative performance perspectives, using standard metrics widely adopted in prior work.

### C.1. Standard Feature Alignment Metrics

We use CKNNA(Centered Kernel Nearest-Neighbor Alignment)(Huh et al., 2024) to evaluate the alignment between the latent representations learned by LV-RAE and the semantic features extracted from VFM. CKNNA is a relaxed version of Centered Kernel Alignment(Kornblith et al., 2019) that measures representation alignment by comparing local neighborhood structures. We follow the evaluation protocol of the original work<sup>1</sup> for its computation.

### C.2. Standard Reconstruction Metrics

To assess reconstruction fidelity, we report **PSNR**, **SSIM**, and **LPIPS**.

- **PSNR** measures pixel-wise reconstruction accuracy and is sensitive to low-level differences.
- **SSIM** evaluates structural similarity between reconstructed images and ground truth, emphasizing luminance, contrast, and structural consistency.
- **LPIPS** measures perceptual similarity using deep features from pretrained networks and correlates well with human perception.

### C.3. Standard Generative Metrics

To evaluate generative performance, we report **FID**, **IS**, **Precision** and **Recall**. We strictly follow the setup and use the same reference batches of ADM<sup>2</sup>(Dhariwal & Nichol, 2021) for evaluation.

- **FID** measures the distance between the distributions of generated and real images in the feature space of the Inception-v3 network (Szegedy et al., 2016).

---

<sup>1</sup><https://github.com/minyoungg/platonic-rep>

<sup>2</sup><https://github.com/openai/guided-diffusion>

- **IS** evaluates both sample quality and diversity by measuring the confidence and entropy of class predictions.
- **Precision** and **Recall** explicitly disentangle fidelity and diversity: precision measures the quality of generated samples, while recall reflects coverage of the real data distribution.

#### C.4. Frechet Distance computed on top of DINOv2 features (FDD)

In addition to standard FID, we report FDD, a feature distribution distance computed using DINOv2 features. Specifically, we replace Inception features with class token extracted from a pretrained DINOv2 model<sup>3</sup> and compute the Fréchet distance in this semantic feature space.

Compared to Inception-based FID, DINO-based FID correlates better with human perceptual judgments(Stein et al., 2023), and thus provides a more appropriate measure for evaluating image distributions.

### D. Additional Qualitative Results

#### D.1. PCA Visualizations

Fig. 9 shows the PCA (Hotelling, 1933) visualizations of the features extracted by LV-RAE and DINOv3.




Figure 9. PCA visualizations of LV-RAE latent and DINOv3 semantic features. The two visualizations exhibit strong consistency, indicating a high degree of semantic alignment between LV-RAE and DINOv3.

#### D.2. Effect of the LV-RAE Encoder

To verify that the LV-RAE encoder output  $\mathbf{r}$  captures the low-level information missing from the semantic features  $\mathbf{u}$ , we visualize reconstructions produced by the LV-RAE decoder under different latent inputs. As shown in Figures 10 to 12, when the encoder output  $\mathbf{r}$  is not included, the reconstructed images exhibit noticeable color shifts and lack correct fine-grained textures. This observation indicates that the LV-RAE encoder effectively learns complementary low-level details that are critical for accurate image reconstruction.

#### D.3. Effect of Noise Level on Generation Results

To improve generation quality, we inject noise into the generated latent and provide visualizations illustrating the effect of different noise strengths, as shown in Figs. 13 and 14.

#### D.4. Uncurated Generation Visual Results

We provide uncurated generation results for specific classes in Figures 15 to 26.

<sup>3</sup><https://huggingface.co/facebook/dinov2-large>





Figure 10. **Visualization of LV-RAE reconstructions under different latent inputs.** Excluding the encoder output  $\mathbf{r}$  leads to color distortions and missing texture details.



Figure 11. **Visualization of LV-RAE reconstructions under different latent inputs.** Excluding the encoder output  $\mathbf{r}$  leads to color distortions and missing texture details.



Figure 12. **Visualization of LV-RAE reconstructions under different latent inputs.** Excluding the encoder output  $\mathbf{r}$  leads to color distortions and missing texture details.





Figure 13. Visualization of the effect of latent noise injection.





Figure 14. Visualization of the effect of latent noise injection.





Figure 15. **Uncurated  $256 \times 256$  DiT<sup>DH</sup>-XL samples.** AutoGudance Scale=1.4, Class label=15



Figure 16. **Uncurated  $256 \times 256$  DiT<sup>DH</sup>-XL samples.** AutoGudance Scale=1.4, Class label=20



Figure 17. **Uncurated  $256 \times 256$  DiT<sup>DH</sup>-XL samples.** AutoGudance Scale=1.4, Class label=88





Figure 18. Uncurated  $256 \times 256$  DiT<sup>DH</sup>-XL samples. AutoGuidance Scale=1.4, Class label=146




Figure 19. Uncurated  $256 \times 256$  DiT<sup>DH</sup>-XL samples. AutoGuidance Scale=1.4, Class label=207



Figure 20. Uncurated  $256 \times 256$  DiT<sup>DH</sup>-XL samples. AutoGuidance Scale=1.4, Class label=250





Figure 21. Uncurated  $256 \times 256$  DiT<sup>DH</sup>-XL samples. AutoGudance Scale=1.4, Class label=270



Figure 22. Uncurated  $256 \times 256$  DiT<sup>DH</sup>-XL samples. AutoGudance Scale=1.4, Class label=484



Figure 23. Uncurated  $256 \times 256$  DiT<sup>DH</sup>-XL samples. AutoGudance Scale=1.4, Class label=688





Figure 24. Uncurated  $256 \times 256$  DiT<sup>DH</sup>-XL samples. AutoGuidance Scale=1.4, Class label=974



Figure 25. Uncurated  $256 \times 256$  DiT<sup>DH</sup>-XL samples. AutoGuidance Scale=1.4, Class label=979



Figure 26. Uncurated  $256 \times 256$  DiT<sup>DH</sup>-XL samples. AutoGuidance Scale=1.4, Class label=980