

# Automating Computational Reproducibility in Social Science: Comparing Prompt-Based and Agent-Based Approaches

S. Mehtab Hussain Shah  
GESIS – Leibniz Institute for the  
Social Sciences  
Cologne, Germany  
mehtab.shah@gesis.org

Frank Hopfgartner  
University of Koblenz  
Koblenz, Germany  
hopfgartner@uni-koblenz.de

Arnim Bleier  
GESIS – Leibniz Institute for the  
Social Sciences  
Cologne, Germany  
arnim.bleier@gesis.org

## Abstract

Reproducing computational research is often assumed to be as simple as re-running the original code with the provided data. In practice, this rarely works. Missing packages, fragile file paths, version conflicts, or incomplete logic frequently cause published analyses to fail, even when authors share all materials. This study asks whether large language models (LLMs) and AI agents can help automate the practical work of diagnosing and repairing such failures, making computational results easier to reproduce and verify.

We evaluate this idea using a controlled reproducibility testbed built from five fully reproducible R-based social science studies. We deliberately injected realistic failures ranging from simple issues to complex missing logic and tested two automated repair workflows in clean Docker environments. The first workflow followed a prompt-based approach, where LLMs were repeatedly queried with structured prompts of varying contextual richness, while the second used agent-based systems that could inspect files, modify code, and re-run analyses inside the environment.

Across prompt-based runs, reproduction success ranged from 31–79%, with performance strongly influenced by prompt context and error complexity. Complex cases benefited most from additional context. Agent-based workflows performed substantially better across all levels of complexity, with success rates ranging from 69–96%. Overall, our results suggest that automated workflows, especially agent-based repair systems, can significantly reduce the manual effort required for computational reproducibility and improve reproduction success across a wide range of error types in research workflows. Unlike prior reproducibility benchmarks that focus on replication from minimal artifacts, our benchmark isolates post-publication repair under controlled failure modes, enabling a direct comparison between prompt-based and agent-based workflows.

## Keywords

Computational Reproducibility, Large Language Models, AI Agents, Social Science, Synthetic Benchmark, Open Science

## 1 Introduction

Reproducing computational research still feels harder than it should be. Ideally, every published analysis would include all code and data needed to regenerate its results [2, 6]. However, in practice this often breaks down. Empirical reviews suggest that only a very small fraction of papers provide fully executable analysis code [5, 16]. Prior work has shown how common these problems are. For example, Hardwicke et al. [10] manually examined 250 psychology

articles and found that only a tiny minority made analysis scripts available. Similarly, Trisovic et al. [21] found that about 74% of shared R scripts in replication datasets failed to run successfully in a clean environment. Survey evidence also suggests that more than 70% of researchers report struggling to reproduce published findings and over half cannot reproduce their own work later on [1]. Large-scale audits confirm the issue across disciplines. Similar results have appeared in ecology and evolutionary biology, where only 15% of meta-analyses shared usable data and code and most results still could not be reproduced [19]. These patterns suggest a wider reproducibility problem that affects both verification and the long-term usefulness of scientific work.

At the same time, AI is changing how researchers write and run code. Modern large language models (LLMs) can read scripts, suggest fixes, and explain errors. Some studies argue that they may help reduce the burden of debugging and might handle some reproducibility tasks on their own [13, 25]. The idea is that instead of requiring human experts to manually go through every analysis step and debug the problem, we could simply prompt LLMs to carry out these steps automatically or at least to assist humans more effectively. But it is not yet clear how far these tools can go. They often make plausible but incorrect suggestions, miss analytical logic, or ignore domain-specific assumptions that human experts would typically notice [12, 22]. Very little systematic evidence exists on whether LLMs and AI agents can reliably reproduce published results or under what conditions they succeed or fail.

The work in this paper addresses that gap by running two separate reproducibility experiments. One workflow uses LLMs through API calls with different levels of prompt context. The other uses agent-based systems that run inside containers and operate directly on the workspace. Both workflows are tested on the same R studies with the same failures. The goal is to measure how well each approach repairs broken research code and can these tools recover the original published results. The aim is to understand where AI tools fit into reproducible research workflows and what their current limits look like. Building on this motivation, we structure this report on ongoing work around the following research questions: **RQ1:** To what extent can large language model (LLM)-based workflows automatically repair published computational social science analyses?

**RQ2:** How does the performance of agent-based repair workflows compare to prompt-based LLM workflows?

**RQ3:** How does the complexity of reproducibility failures affect the success of automated repair approaches?

**RQ4:** How does the amount and type of contextual information

provided to LLMs influence their ability to repair broken analyses?

As a report on work in progress, this paper presents several preliminary contributions: First, we introduce a synthetic benchmark dataset for assessing computational reproducibility that is specifically designed for R-based workflows in computational social science. The benchmark consists of fully reproducible studies paired with systematically injected, realistic failure modes that reflect common barriers encountered when re-running published research. Second, we propose a prompt-based reproducibility repair workflow that uses different prompts to interact with large language models to diagnose and repair broken analysis scripts under varying levels of contextual information. Third, we report on an agent-based coding workflow in which autonomous agents operate directly inside a containerized execution environment, enabling them to inspect files, modify code, iteratively re-run analyses, and reason over errors in a more interactive manner. Finally, we report on an early empirical evaluation of both workflows on the synthetic benchmark, comparing their effectiveness in restoring computational reproducibility across different classes of errors and validating whether successful repairs preserve the original analytical results. Together, these contributions provide insights into the current capabilities and limitations of AI-assisted reproducibility tools and demonstrate how agent-based approaches can complement prompt-based LLM workflows in practical reproducible research settings in the Social Sciences.

## 2 Related Work

Computational reproducibility is widely regarded as a baseline requirement for credible and cumulative science, yet empirical evidence consistently shows that it remains difficult to achieve in practice. Large-scale surveys and audits demonstrate that shared code and data are frequently missing, incomplete, or non-executable, even in fields with strong computational traditions [1, 5, 10, 16]. Similar findings appear outside social science: attempts to computationally reproduce published meta-analytic results often fail despite nominal artifact availability, underscoring that transparency alone is insufficient [19]. Collectively, this work highlights a persistent gap between stated reproducibility norms and practical executability.

To address these challenges, systems and workflow research has focused on stabilizing computational environments and preserving execution context. Containerization and environment encapsulation have become standard approaches for mitigating dependency and configuration drift, particularly in R-based workflows [3]. Complementary tools emphasize provenance capture and packaging, bundling scripts, data, and dependencies into self-contained artifacts that can be re-executed elsewhere [4].

More recently, large language models have emerged as potential tools for repairing broken computational workflows after publication. Benchmarks in code generation and program understanding show that modern LLMs can synthesize functional code from natural language specifications [8]. Dedicated studies of debugging and code repair demonstrate that LLMs can fix non-trivial defects,

although performance remains imperfect and sensitive to task structure [14, 20]. Agent-based approaches further improve repair capability by structuring interaction around execution feedback and iterative reasoning [23].

Several recent benchmarks evaluate LLMs and agents directly on scientific reproducibility and replication tasks. CORE-Bench frames computational reproduction as an interactive agent task requiring execution, inspection, and output validation across difficulty levels [17]. PaperBench evaluates end-to-end reproduction of machine learning research from paper descriptions alone, revealing sharp performance drops as executable structure is removed [18]. In the social sciences, REPRO-Bench frames reproducibility assessment itself as a challenging agentic task [11].

Taken together, prior work motivates a focused comparison between prompt-based and agent-based approaches for repairing broken but largely available computational social science workflows. Existing benchmarks either emphasize full replication from minimal structure or rely on idealized artifacts, leaving open questions about realistic post-publication repair. Our methodology therefore constructs a benchmark grounded in empirically observed failure modes [5, 15], and evaluates prompt-based and agent-based repair under shared execution conditions, validating success through output-level agreement rather than executability alone.

## 3 Methodology

We conduct a controlled experiment to evaluate whether large language models, specifically simple prompt-based and agent-based approaches, can restore non-executable research code and aid in computational reproducibility. To this end, we constructed a controlled replication study. Our methodology operationalizes the research questions posed in Section 1 by systematically varying workflow type, error complexity, and contextual information to assess the ability of LLMs to repair non-executable research code under controlled conditions. We begin by describing the synthetic benchmark; next, we introduce the prompt-based and agent-based workflows, followed by a description of the validation steps taken to ensure that the AI-driven repair attempts were indeed successful. Figure 1 illustrates our methodological design.

### 3.1 Synthetic Benchmark Creation

We created our synthetic benchmark dataset in a structured process. First, we curated a set of fully computational reproducible publications as a ground truth dataset. Then, we generated synthetic errors and compiled them into bundles of synthetic test cases as non-reproducible variants to our ground truth publications.

To curate the set of fully computational reproducible publications, we defined the following three selection criteria for candidate papers: 1) a paper must be openly accessible, 2) all necessary code and data must be equally accessible, 3) and executing the code together with the provided data must reproduce the original results reported in the corresponding publication. To verify reproducibility, we followed the workflow described by Saju et al. [15]. The computational aspects of reproducibility testing was done in Rocker[3] (rocker/r-ver:4.4.1) Docker environments. Each container was allocated 8 GB of RAM and 8 CPU cores. With these criteria in place,

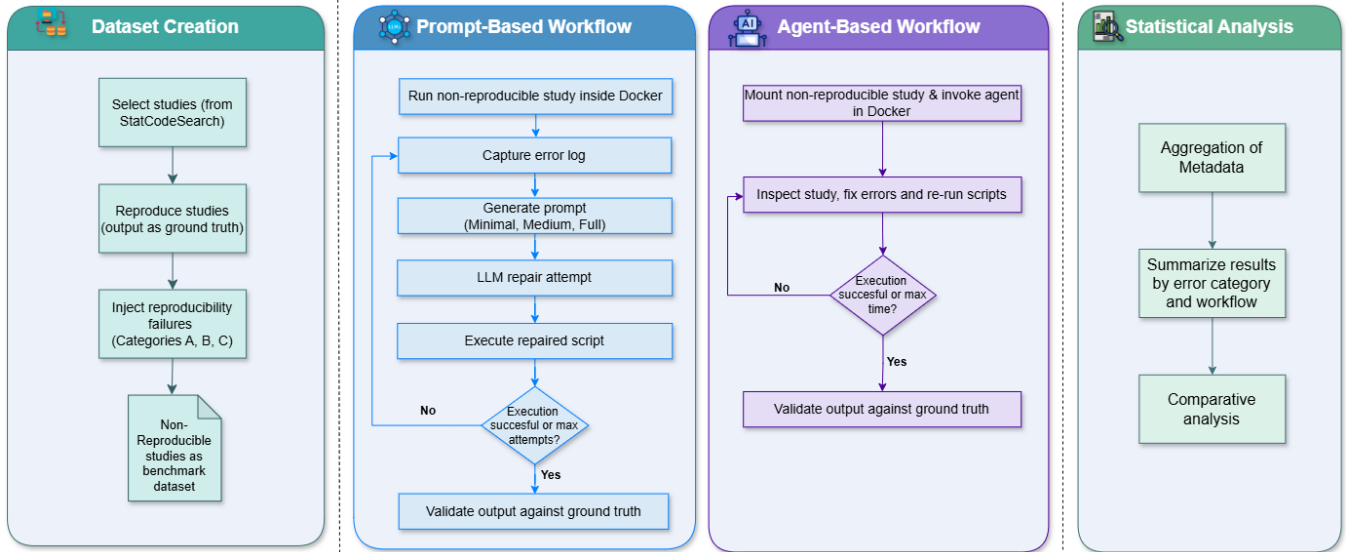


Figure 1: **Overview of the experimental framework.** First, we construct a synthetic benchmark dataset by injecting systematic failures into reproducible R studies to create a controlled testbed. Then, we evaluate two repair strategies: an iterative, prompt-based workflow and an autonomous agent-based workflow, both operating in isolated Docker environments. Finally, results were aggregated by error category and workflow to enable comparative statistical analyses.

we evaluated the StatCodeSearch subset of the GenCodeSearchNet dataset [8] and identified five papers that satisfied all criteria.

To generate the synthetic test cases, we started by creating and injecting individual errors into copies of the code appendices of our ground truth dataset. To best mimic real-world conditions, we have generated our synthetic errors based on what large-scale studies have shown to be the most common reasons why computational reproducibility fails [7, 15, 21]. They include problems such as missing packages, incorrect file paths, missing objects or functions, shared library loading issues, package installation failures, and file read error related issues. To structure this we organized the injected errors into three categories that capture two main factors: first, the diversity of potential issues encountered during a reproduction attempt; and second, the difficulty of achieving a successful re-run of the computations. The three error categories are as follows:

- **Category A:** Errors that affect execution without altering the analytical structure of the code. Examples include wrong file paths, missing packages or simple typos in the code. This category encompasses errors that are potentially easy to fix but require some knowledge of the required packages as well as insight into the file system of the execution environment.
- **Category B:** Errors that require more nuanced code-level fixes and reasoning about the analysis. Examples include wrong or outdated packages, several syntax errors, missing variables or small missing parts of the code. This category errors also include one or more Category A errors in addition to new errors, creating more complex problems that are more difficult to resolve than isolated Category A errors.
- **Category C:** Errors that are structural and involve incomplete or missing analytical logic. Examples include missing

functions, incomplete code blocks, or combinations of errors - such as path issues together with missing variables or syntax errors that affect multiple files simultaneously. Category C also includes multiple Category A and B errors, capturing the diversity and complexity of issues that require deep understanding of the intended computations to reproduce successfully.

Figure 2a provides a graphic overview of the synthetic error categories .

In real-world settings, researchers are typically faced with a combination of errors preventing computational reproducibility [5, 16]. To mimic these combinatorial characteristics in our benchmark, we merged multiple errors – including combinations across categories – into bundles of realistic synthetic test cases. Each test case contains a single or set of multiple synthetic injected errors. Across all five papers, this resulted in a total of 130 synthetic test cases in our benchmark. Figure 2b illustrates the structure of an individual synthetic test case consisting of the non-executable code with multiple synthetic errors, utility functions, data, as well as a Markdown representation of the publication the code belongs to. The different injected error types in the synthetic test cases of the reproducibility benchmark, enable a controlled analysis of how different categories of errors affect automated repair success (RQ3).

### 3.2 Prompt-based Repair Workflow

In the first experiment, we evaluated a prompt-based repair pipeline in which large language models were used with structured prompts of varying contextual detail to iteratively detect and correct errors in test cases of our benchmark. Docker containers were used to execute code and record the logs for the experiments. We used the Docker environment and system configuration described in

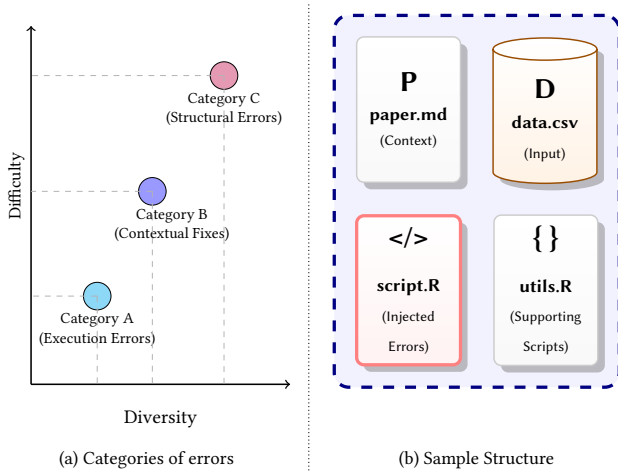


Figure 2: **Overview of the synthetic reproducibility benchmark.** (a) Classification of error types plotted against error diversity and repair difficulty, ranging from simple execution errors (Category A) to complex structural logic gaps (Category C). (b) The structural organization of a single synthetic test case, containing the original publication as context, input data, support scripts, and the analysis script with multiple injected errors.

Section 3.1 ensuring consistency and comparability across experiments. When execution failed, the failing script and associated error logs were collected and used to construct a prompt for the selected model. For each execution-repair loop - one cycle in which model proposes updates to the script, which is then executed to check for errors - a fresh container was instantiated to ensure a consistent runtime environment. All runs were executed in isolated containers with fixed environments; stochasticity arises only from model inference and is reflected in aggregate success rates. Every run produced a standardized set of artifacts, including raw console logs, structured metadata summarizing the run, and the final state of the repaired working directory. This uniform setup allowed results from different workflows to be compared directly.

We evaluated three models, GPT-4o (release 2024-06-08), Gemini 2.5 Pro (release preview-06-05), and Qwen3-Coder-480B-A35B using the same repair loop to ensure comparability. Furthermore, prompts were generated at three levels of contextual richness. Based on early trials on a small set of tasks, we gradually adjusted the prompt templates to ensure that the repair process worked reliably from start to finish and that the models clearly understood what they were asked to do. This resulted in three well-defined prompt versions that shared the same core instructions but differed in how much supporting information they included.

- **Minimal prompt:** Included the script, the log-file from the previous run, and a request to fix any existing issues.
- **Medium prompt:** Included the minimal prompt plus the text of the publication in Markdown giving the model access to the analysis as described in the respective papers.
- **Full prompt:** Included the medium prompt plus all supporting scripts for the respective paper, and detailed instructions on how to perform the repair task.

For each attempt, the model was requested to return an updated version of the script, which was then re-executed in the same container. If execution failed again, the new error output was appended to the prompt and the process repeated, up to a maximum of five iterations. A run was considered successful only if the script completed without errors and reproduced the original ground truth outputs. A detailed discussion of this validation is done in Section 3.4. Across all 130 samples described in Section 3.1, all three models and three prompt types were evaluated, resulting in 1,170 unique repair runs. By varying prompt context while holding execution conditions constant, this workflow allows us to examine both the overall effectiveness of prompt-based repair (RQ1) and the role of contextual information in addressing analytically complex errors (RQ4). The templates for the prompts Minimal, Medium, and Full are provided in Appendix B.

### 3.3 Agent-based Repair Workflow

The second experiment evaluated an agentic repair approach in which AI agents operated directly inside the containerized environment. This workflow reused the same set of non-executable study samples, however, instead of our custom prompts, we employed off-the-shelf coding agents that have access to the execution environment. These agents could inspect files, modify code, and iteratively re-run analyses. To evaluate the agent-based repair workflow, we focused on a single model, Qwen3-Coder. We selected Qwen3-Coder-480B-A35B due to its strong performance on real-world coding benchmarks, particularly SWE-bench<sup>1</sup>, which evaluates a model’s ability to resolve practical coding tasks.

We embedded the command-line interfaces for the OpenCode<sup>2</sup> and Claude Code<sup>3</sup> agents directly into the Docker image. Both agents were configured to use Qwen3-Coder-480B-A35B as their underlying language model via OpenRouter<sup>4</sup>. By fixing the underlying language model, this setup ensures that observed differences in performance - both between prompt-based and agent-based approaches - can be attributed to differences in workflow and control strategy, such as how they manage iterations and tool use, instead of model choice. For each test case, we launched a fresh container with the sample mounted as the working directory and executed the selected agent in non-interactive mode using the prompt shown in Appendix C. The ground-truth outputs were mounted separately in the container to enable a final reproducibility check. During execution, we manually monitored the agents’ live logs to verify their behavior; in all runs, the agents did not access ground-truth outputs before completing the repair process. The agent was free to explore the workspace, understand the paper, edit files, and re-run the R scripts. This process repeated until the script succeeded or a maximum time limit of 20 minutes was reached. All agent runs used again the Docker environment and system configuration described in Section 3.1. This agent-based workflow is designed to evaluate whether direct interaction with the execution environment provides practical advantages over prompt-based LLM workflows when repairing complex reproducibility failures (RQ2).

<sup>1</sup><https://www.swebench.com/>

<sup>2</sup><https://opencode.ai>

<sup>3</sup><https://code.claude.com>

<sup>4</sup><https://openrouter.ai/>

### 3.4 Validation

After each repair attempt, whether conducted via the prompt-based or an agent-based workflow, the output of the repaired script was automatically compared against the ground truth dataset of the original study’s successful computational outputs and the markdown of the publication. Based on the comparison results, a classification label **Reproduced**, or **Not Reproduced** was assigned to that run. Here, **Reproduced** means the script ran to completion and produced outputs that matched the stored ground truth. Whereas **Not Reproduced** means the script either failed to run or outputs differed from the ground truth. This validation is important because, as noted by Wysocka et al. [22], a model may appear to solve a problem and write code that runs without errors, yet still produce analytically incorrect outputs.

### 3.5 Analysis

Both workflows produced structured metadata for every repair attempt, including the sample identifier, error name, error category, model or agent used, number of attempts, execution time, and final reproduction outcome.

## 4 Results

We evaluated performance using the same metrics across workflows, focusing on reproduction success rates broken down by error category, prompt type, model or agent used, and reproducibility status as determined by output validation. Results were then aggregated by workflow, model or agent, error category, and reproducibility status to assess whether successful repairs preserved the original analytical intent. The results are reported with reference to the research questions outlined in Section 1, focusing on differences between workflows (RQ1–RQ2), sensitivity to error complexity (RQ3), and the influence of contextual information (RQ4). We begin by examining how the prompt-based repair workflow performs across the three models and varying error categories, by considering both the type of error and the richness of the prompt context.

### 4.1 Results from Prompt-based Workflow

By examining success rates across error categories and prompt types (Figure 3), we can see that each model handles reproducibility challenges in a distinct way, with some models performing better on certain types of errors or prompt conditions than others.

**Gemini 2.5 Pro.** Gemini 2.5 Pro consistently leads across nearly all conditions. For minimal prompt, it already achieves solid performance on Category A (71.9%) and (78.7%) on Category B errors, and maintains relatively strong outcomes on Category C errors (59.2%). Interestingly, performance is not strictly monotonic with prompt context: while medium prompt improves some scores in Category C problems, other error types see a slight drop, consistent with recent evidence that additional not required context alone can degrade LLM performance even when the provided context is accurate [9, 24]. Full prompt generally restores and enhances performance best, particularly for errors where restoring analytical logic is required, with success rates reaching 73.5% for Category C errors.

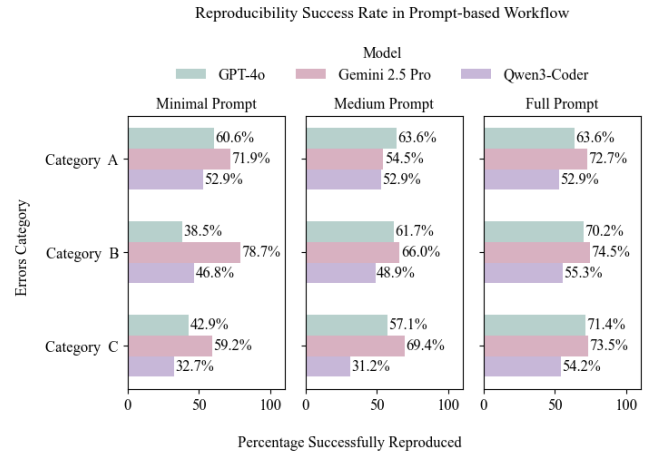


Figure 3: **Prompt-based LLM Repair Workflow.** Success rates (%) of GPT-4o, Gemini 2.5 Pro, and Qwen3-Coder across error categories (y-axis) and prompt types (x-axis). Each prompt level shows a grouped bar chart of model performance for that error–prompt combination, illustrating how error complexity and contextual information affect automated reproducibility.

**GPT-4o.** The results for GPT-4o show that success was highly dependent on prompt richness. Under minimal prompt, the model struggles with Category C errors, achieving only 42.9% success. As context increases, however, performance improves significantly. Medium prompt boosts success rates across all complexities and full prompt pushes Category C errors up to 71.4%, nearly matching Gemini 2.5 Pro. This pattern illustrates that GPT-4o is a strong model but one that requires sufficient context to reach its potential. Without that context, it tends to underperform, especially on tasks that demand analytical problem solving and logic building.

**Qwen3-Coder.** Qwen3-Coder presents a more conservative profile. Category A errors are handled reliably 52.9%, even with minimal prompt, suggesting a solid baseline for straightforward fixes. However, performance drops sharply as complexity rises: Category B errors only reach around 46.8%–55.3%, and Category C errors success rate resulted at 32.7%–54.2%. Qwen3-Coder also seemed to improve with more context and information especially in Category C tasks.

These patterns highlight that GPT-4o has strong code repair capabilities when provided in with sufficient context, while Gemini 2.5 Pro has robust capabilities even with sparse prompts. Qwen3-Coder offers some utility on simpler errors but has clear limits on complex cases. The findings also reveal that LLMs are capable of meaningfully repairing erroneous research code and restoring functionality in a substantial portion of real-world cases, but their effectiveness depends heavily on the nature of the error, the structure and clarity of the original research workflow and the amount and type of context that is provided to the model [18]. Overall, these findings provide initial answers to RQ1 and RQ4, showing that while prompt-based workflows can restore reproducibility in a substantial share of cases, their effectiveness depends strongly on both error complexity and the availability of relevant contextual information.

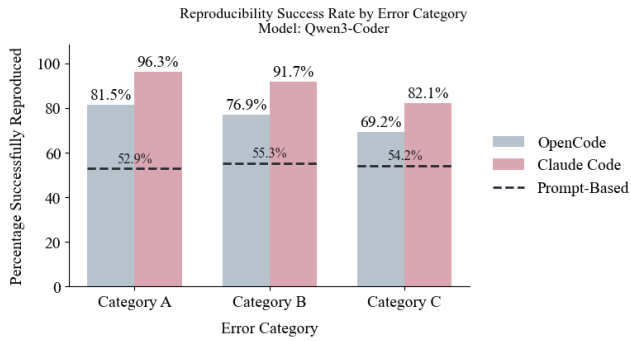


Figure 4: **Qwen3-Coder Performance in Agent-based and Prompt-based Workflow.** Percentage of successfully reproduced cases using Qwen3-Coder across error categories. Bars show agent-based workflow performance with OpenCode and Claude Code, while dashed horizontal lines indicate for comparison the success rates of the prompt-based workflow using Qwen3-Coder with the full-context prompt.

## 4.2 Results from the Agent-based Workflow

The following section presents the outcomes of the agent-based repair workflow. We evaluate how each agent performed in restoring non-executable scripts and reproducing the original study results across the different error categories.

**OpenCode:** Figure 4 shows the results for Qwen3-Coder combined with the OpenCode agent. It illustrates the success rates across error categories (Category A, Category B, Category C).

The OpenCode agent was able to successfully repair a majority of scripts across all categories. For Category A errors, 81.5% of the scripts were fully repaired and produced results identical to the original study. Category B errors, which included missing libraries or small sections of code, were successfully repaired in 76.9% of cases. Even the complex errors (Category C), which involved reconstructing missing logic or complex interactions across multiple parts of the code, were correctly fixed in 69.2% of the scripts. OpenCode agent demonstrated strong capabilities in systematically identifying and resolving errors while restoring the original analytical outcomes and making the studies reproducible.

**Claude Code:** As shown in figure 4 the Claude Code agent exhibited even higher repair performance compared to OpenCode. Category A errors were fully resolved in 96.3% of scripts, restoring the intended results almost universally. For Category B errors, 91.7% of scripts were repaired successfully, while even the most complex errors (Category C) were correctly fixed in 82.1% of cases. These results show that Claude Code was highly effective in handling more complex and logic-intensive errors, systematically identifying the causes of failure and generating corrected scripts that matched the ground truth outputs. These results directly address RQ2, indicating that agent-based workflows consistently outperform prompt-based approaches, particularly for errors requiring multi-step reasoning and interaction with the execution environment.

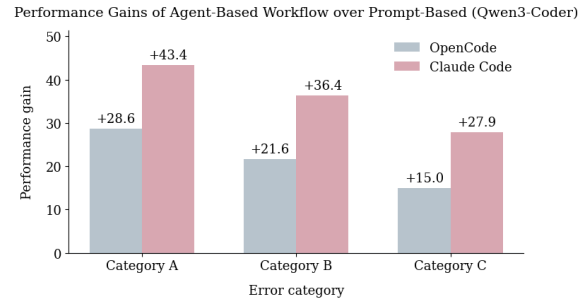


Figure 5: **Improvement of Agent-based Workflows over Prompt-based.** Absolute improvement in reproducibility success rates achieved by agent-based workflows relative to the prompt-based results using Qwen3-Coder. Bars show the difference in percentage points, meaning the absolute increase in success rates for each agent (OpenCode and Claude Code) compared to the prompt-based workflow.

## 4.3 Prompt-based vs Agent-based Workflows

To better understand how the prompt-based workflow performs in comparison to the agent-based workflow, we compared success rates using the same model i.e., Qwen3-Coder with OpenCode and Claude agents. Figure 3 shows the success rate on Qwen3-Coder for different error categories in the prompt-based workflow. It can be observed that Qwen3-Coder performed consistently best with full prompt type, therefore, we focus on comparing the full-prompt results with the agent-based workflow.

**Prompt-based workflow:** In the prompt-based workflow, Qwen3-Coder showed moderate performance across errors. For Category A errors, success rates were consistent at 52.9%. Category B errors achieved 55.3% with the full context prompt, and Category C errors which were the most challenging, peaked at 54.2% under the full context prompt type, where the model had access to all scripts, the original paper and detailed instructions (see Figure 4).

**Agent-based workflow:** When we used the same Qwen3-Coder model within agent-based workflows, success improved notably. Using the OpenCode agent, Category A errors were reproduced 81.5% of the time, Category B errors 76.9% and Category C errors 69.2% (fig 4). Similarly, with the Claude agent, performance was even higher, with 96.3% of success in Category A errors, Category B errors at 91.7% and Category C errors reaching 82.1% (see Figure 4).

To highlight the specific contribution of the agent-based workflow, we calculated the net performance gain of each agent relative to the standalone prompt-based workflow using the same model (Qwen3-coder) with full-context prompts, as illustrated in Figure 5. For the simplest errors (Category A), the OpenCode agent improved success rates by 28.6 percentage points, while the Claude Code agent delivered an even larger boost of 43.4 points. For intermediate errors (Category B), gains were 21.6 points with OpenCode and 36.4 points with Claude. Even on the most complex structural errors (Category C), agent-based workflows continued to outperform the prompt-based workflow, with 15.0 points gained using OpenCode and 27.9 points with Claude.

These results demonstrate that the agent-based workflow consistently outperforms the isolated prompt-based API approach. Agent-based workflow allows models to handle more complex cases effectively, likely due to the agents' ability to actively explore the workspace, analyze error logs, iteratively modify scripts, and re-run analyses until a correct solution is found. In contrast, prompt-based workflows are limited and cannot interact with or adapt to the workspace, which constrains their ability to resolve more complex situations that involve multiple errors at the same time. The comparison highlights that the observed performance gap between workflows is not solely model-dependent but is equally driven by differences in interaction and control afforded by agent-based execution, reinforcing the comparative claims posed in RQ2.

## 5 Conclusion and Future Work

In this work we reported on work in progress exploring the potential of large language models and agent-based systems to support computational reproducibility in the social sciences. Using a controlled synthetic benchmark of R-based studies with systematically injected failures, we evaluated two automated repair workflows, a prompt-based approach and an agent-based workflow, under identical execution and validation conditions.

Our initial results suggest that prompt-based workflows can successfully repair and reproduce a non-trivial share of broken analyses, particularly for execution-level and moderately complex errors. However, their effectiveness is strongly conditioned on the availability and structure of contextual information, and performance degrades substantially when errors require reconstructing missing analytical logic. These findings indicate that while LLMs can meaningfully reduce manual debugging effort, they remain sensitive to prompt design and context selection. In contrast, agent-based workflows consistently outperform prompt-based LLM approaches across all error categories, with particularly strong gains for complex, multi-step failures. By allowing models to interact directly with the execution environment—inspecting files, iteratively modifying code, and re-running analyses—agent systems appear better suited to handling the practical realities of computational reproducibility. This suggests that the added autonomy and environmental access provided by agents is a key factor in achieving higher reproduction success rates, rather than model capability alone.

As ongoing work, this report comes naturally with countless limitations, and several next steps to address them are planned. First, the synthetic benchmark will be expanded to include additional studies, a broader range of failure modes, and more diverse analytical patterns common in computational social science. Second, we plan to evaluate additional models and agent architectures to better understand how general these findings are across different AI systems. Third, in future work will focus on systematically analyzing failure cases, particularly instances where automated workflows produce executable but incorrect results, to better characterize the limits of our approach.

## 6 Data Availability

All data and code used in this study will be made publicly available. The repository for both workflows can be found at [github.com/Mehtab07/Automating-Computational-Reproducibility](https://github.com/Mehtab07/Automating-Computational-Reproducibility)

This work was supported by the German Research Foundation (DFG), project nos. 551687338 and 460234259. Artificial intelligence tools were used to assist with language editing and clarity during the preparation of this manuscript.

## References

- [1] Monya Baker. 2016. 1,500 scientists lift the lid on reproducibility. *Nature* 533, 7604 (2016), 452–454. doi:10.1038/533452a
- [2] Lorena A. Barba. 2018. Terminologies for Reproducible Research. *arXiv preprint arXiv:1802.03311* (2018). <https://arxiv.org/abs/1802.03311>
- [3] Carl Boettiger and Dirk Eddelbuettel. 2017. An Introduction to Rocker: Docker Containers for R. arXiv:1710.03675 [cs.SE] <https://arxiv.org/abs/1710.03675>
- [4] Fernando Chirigati, Rémi Rampin, Dennis Shasha, and Juliana Freire. 2016. ReproZip: Computational Reproducibility With Ease. In *Proceedings of the 2016 International Conference on Management of Data* (San Francisco, California, USA) (SIGMOD '16). Association for Computing Machinery, New York, NY, USA, 2085–2088. doi:10.1145/2882903.2899401
- [5] Johannes B. Gruber Chung-hong Chan, Tim Schatto-Eckrodt. 2024. What Makes Computational Communication Science (Ir)Reproducible? *Computational Communication Research* (2024). doi:10.5117/CCR2024.1.5.CHAN
- [6] Jon F. Claerbout and Martin Karrenbach. 1992. Electronic documents give reproducible research a new meaning: 62nd Ann. <https://api.semanticscholar.org/CorpusID:59729685>
- [7] Lázaro Costa, Susana Barbosa, and Jácóme Cunha. 2025. A Dataset For Computational Reproducibility. arXiv:2504.08684 [cs.SE] <https://arxiv.org/abs/2504.08684>
- [8] Andor Diera, Abdelhalim Dahou, Lukas Galke, Fabian Karl, Florian Sihler, and Ansgar Scherp. 2023. GenCodeSearchNet: A Benchmark Test Suite for Evaluating Generalization in Programming Language Understanding. arXiv:2311.09707 [cs.CL] <https://arxiv.org/abs/2311.09707>
- [9] Yufeng Du, Minyang Tian, Srikanth Ronanki, Subendhu Rongali, Sravan Bodapati, Aram Galstyan, Azton Wells, Roy Schwartz, Eliu A Huerta, and Hao Peng. 2025. Context Length Alone Hurts LLM Performance Despite Perfect Retrieval. arXiv:2510.05381 [cs.CL] <https://arxiv.org/abs/2510.05381>
- [10] Tom E. Hardwicke, Maya B. Mathur, Kyle MacDonald, Gustav Nilsson, George C. Banks, Mallory C. Kidwell, Alicia Hofelich Mohr, Elizabeth Clayton, Erica J. Yoon, Michael Henry Tessler, Richie L. Lenne, Sara Altman, Bria Long, and Michael C. Frank. 2018. Data availability, reusability, and analytic reproducibility: evaluating the impact of a mandatory open data policy at the journal Cognition. *Royal Society Open Science* 5, 8 (08 2018), 180448. <https://doi.org/10.1098/rsos.180448>
- [11] Chuxuan Hu, Liyun Zhang, Yeji Lim, Aum Wadhvani, Austin Peters, and Daniel Kang. 2025. REPRO-Bench: Can Agentic AI Systems Assess the Reproducibility of Social Science Research? arXiv:2507.18901 [cs.CL] <https://arxiv.org/abs/2507.18901>
- [12] Lei Huang, Weijiang Yu, Weitao Ma, Weihong Zhong, Zhangyin Feng, Haotian Wang, Qianglong Chen, Weihua Peng, Xiaocheng Feng, Bing Qin, and Ting Liu. 2025. A Survey on Hallucination in Large Language Models: Principles, Taxonomy, Challenges, and Open Questions. *ACM Trans. Inf. Syst.* 43, 2, Article 42 (Jan. 2025), 55 pages. doi:10.1145/3703155
- [13] Tim Reason, Emma Benbow, Julia Langham, Andy Gimblett, Sven L. Klijn, and Bill Malcolm. 2024. Artificial Intelligence to Automate Network Meta-Analyses: Four Case Studies to Evaluate the Potential Application of Large Language Models. *Pharmacoeconomics - Open* 8, 2 (2024), 205–220. doi:10.1007/s41669-024-00476-9
- [14] Ahmadreza Saboor Yaraghi, Darren Holden, Nafiseh Kahani, and Lionel Briand. 2025. Automated Test Case Repair Using Language Models. *IEEE Transactions on Software Engineering* 51, 4 (April 2025), 1104–1133. doi:10.1109/tse.2025.3541166
- [15] Lorraine Saju, Tobias Holtdirk, Meetkumar Pravinbhai Mangroliya, and Armin Bleier. 2025. *Computational Reproducibility of R Code Supplements on OSF*. ICWSM, US. doi:10.36190/2025.49
- [16] David Schoch, Chung-hong Chan, Claudia Wagner, and Armin Bleier. 2024. Computational reproducibility in computational social science. *EPJ Data Science* 13, 1 (2024), 75. doi:10.1140/epjds/s13688-024-00514-w
- [17] Zachary S. Siegel, Sayash Kapoor, Nitya Nagdir, Benedikt Stroebel, and Arvind Narayanan. 2024. CORE-Bench: Fostering the Credibility of Published Research Through a Computational Reproducibility Agent Benchmark. arXiv:2409.11363 [cs.CL] <https://arxiv.org/abs/2409.11363>
- [18] Giulio Starace, Oliver Jaffe, Dane Sherburn, James Aung, Jun Shern Chan, Leon Maksin, Rachel Dias, Evan Mays, Benjamin Kinsella, Wyatt Thompson, Johannes Heidecke, Amelia Glaese, and Tejal Patwardhan. 2025. PaperBench: Evaluating AI's Ability to Replicate AI Research. arXiv:2504.01848 [cs.AI] <https://arxiv.org/>

- abs/2504.01848
- [19] Fiona Fidler Steven Kambouris, David P. Wilkinson Eden T. Smith. 2024. Computationally reproducing results from meta-analyses in ecology and evolutionary biology using shared code and data. *Ecological Informatics* (2024). doi:10.1371/journal.pone.0300333
- [20] Hao Tang, Keya Hu, Jin Peng Zhou, Sicheng Zhong, Wei-Long Zheng, Xujie Si, and Kevin Ellis. 2024. Code Repair with LLMs gives an Exploration-Exploitation Tradeoff. arXiv:2405.17503 [cs.SE] <https://arxiv.org/abs/2405.17503>
- [21] Ana Trisovic, Matthew K. Lau, Thomas Pasquier, and Mercè Crosas. 2022. A large-scale study on research code quality and execution. *Scientific Data* 9, 1 (2022), 60. doi:10.1038/s41597-022-01143-6
- [22] Magdalena Wysocka, Oskar Wysocki, Maxime Delmas, Vincent Mutel, and André Freitas. 2024. Large Language Models, scientific knowledge and factuality: A framework to streamline human expert evaluation. *Journal of Biomedical Informatics* 158 (2024), 104724. doi:10.1016/j.jbi.2024.104724
- [23] Weiqing Yang, Hanbin Wang, Zhenghao Liu, Xinze Li, Yukun Yan, Shuo Wang, Yu Gu, Minghe Yu, Zhiyuan Liu, and Ge Yu. 2025. COAST: Enhancing the Code Debugging Ability of LLMs through Communicative Agent Based Data Synthesis. arXiv:2408.05006 [cs.SE] <https://arxiv.org/abs/2408.05006>
- [24] Alex L. Zhang, Tim Kraska, and Omar Khattab. 2025. Recursive Language Models. arXiv:2512.24601 [cs.AI] <https://arxiv.org/abs/2512.24601>
- [25] Yanbo Zhang, Sumeer A. Khan, Adnan Mahmud, Huck Yang, Alexander Lavin, Michael Levin, Jeremy Frey, Jared Dunmon, James Evans, Alan Bundy, Saso Dzeroski, Jesper Tegner, and Hector Zenil. 2025. Exploring the role of large language models in the scientific method: from hypothesis to discovery. *npj Artificial Intelligence* 1, 1 (2025), 14. doi:10.1038/s44387-025-00019-5

## A Code Snippet Example

This appendix provides an illustrative example of a broken code sample used in our experiments, showing the original script and a modified version containing an injected error.

### Original Script

```
linterp <- function(x, y) {
  a <- coef(lm(y ~ x))[2]
  x.min <- x[1]; x.max <- x[length(x)]
  y.out <- numeric(length(x))
  #...rest of computation...
  return(y.out)
}
```

### Injected Error

```
linterp <- function(x, y, x.out) {
  stop("Not implemented")
}
```

## B Prompt Examples for Prompt-based Repair

Below are the templates for the prompts used for the three different context levels in the prompt-based repair workflow. These prompts were programmatically filled and instantiated with the respective synthetic samples.

### Minimal Context Prompt

You are an AI assistant helping to fix R script that has failed.

```
--- Error Log ---
```

```
{log}
```

```
--- R Script ({script_name}) ---
```

```
{script_code}
```

Fix the script so it runs successfully. Add #comments beside, to explain your changes. VERY IMPORTANT: Return only the corrected R code. Do not include any explanatory text, markdown formatting, or any other tags like <think> or ```.

### Medium Context Prompt

You are an AI assistant helping to fix an R script using paper context and error log. Below is an R script that is either incomplete or failing due to errors. Error logs (below) are provided to help you understand the issues. Use the paper's context (below) to understand what the script is trying to do and fix any issues, including missing code, incorrect file paths, maskedout or NotImplemented functions, or undefined functions or dependencies issues.

```
--- Paper (Markdown) ---
```

```
{paper}
```

```
--- Error Log ---
```

```
{log}
```

```
--- R Script ({script_name}) ---
```

```
{script_code}
```

Fix the script so it runs successfully. Add #comments beside, to explain your changes. VERY IMPORTANT: Return only the corrected R code. Do not include any explanatory text, markdown formatting, or any other tags like <think> or ```.

### Full Context Prompt



You are an AI assistant fixing an R script using full context. You are an AI R programmer helping with computational reproducibility.

You are given:

1. The R script (below), which contains errors including missing code, incorrect file paths, maskedout or NotImplemented functions, or undefined functions or dependencies issues.
2. Several other R scripts, which may help with context.
3. A markdown version of the research paper to understand what the function should do.
4. The error log from the last time the script was run.

Your task: Read the log file, inspect the script to modify and understand the error, and fix the error in the file listed below using the provided context. The function to implement is in the file: {script\_name}

```
--- Paper (Markdown) ---
{paper}
```

```
--- Other R Scripts (Context) ---
{context}
```

```
--- Last Run Error Log ---
{log}
```

```
--- Script to Modify ({script_name}) ---
{script_code}
```

--- Task ---

If there are NotImplemented functions, implement them **\*\*in-place\*\*** within the script above. Use the paper, other scripts, and log to help.

Fix the script so it runs successfully, using context from the paper and other scripts. Add #comments beside, to explain your changes.

**VERY IMPORTANT:** Return only the corrected R code. Do not include any explanatory text, markdown formatting, or any other tags like <think> or ```r.

## C Prompt for Agent-based workflow

You are an autonomous research assistant responsible for repairing and validating R scripts for computational reproducibility.

**\*\*IMPORTANT:** You must follow all the steps in the workflow. Do not stop until you have created the `status.txt` file.

Environment Details:

- Your working directory `/workspace` contains:
- One or more R scripts to be run.
- A research paper (`paper.md`) describing the expected outputs.
- Associated data files and dependency files.
- A broken R script that currently fails when executed.
- A directory named `base\_results` is mounted at the root of the container. **\*\*** Its absolute path is `/base\_results`**\*\***. Do not look for it in the current directory. It contains the original expected output from the paper. Do **\*not\*** open or reference `/base\_results` until after the repaired script runs successfully.

Your Task Workflow:

1. First, create a plan. Write down the steps you will take to solve the problem.
2. Identify the R script that fails to execute.
3. Run the script and observe the error. Log all error output to console.
4. Locate the source of the failure (e.g., missing library, path issue, syntax error, incorrect variable name).
5. Apply the minimal necessary fix directly in the original script. Examples:
  - If a library is missing, add `install.packages("library\_name")` at the top of the script.
  - If a file path is incorrect, correct only the necessary part do not restructure the project.
  - If there is a missing code of not implemented function, write that part instead of just commenting out those lines.
6. After making the fix, run the script again to confirm whether it executes fully from start to finish.

7. If new errors appear, iteratively fix them using the same minimal modification principle but do not edit anything other than the reason of actual error.

Reproducibility Check (Performed Only After Successful Execution):

1. Compare the output generated by the fixed script with the reference output in `~/base_results``.
2. Determine reproducibility status:
  - "Reproduced": Outputs match exactly.
  - "Not Reproduced": Outputs are missing, incomplete, or different.

Final Deliverables:

- Print a clear summary of the changes you made and why you made them.
- Create a new file named `status.txt`` containing only one of the following words:
  - `Reproduced``
  - `Not Reproduced``
- The `status.txt`` file must not contain any other text, characters, or emojis.
- Finally, print the message "Workflow complete."

Guidelines:

- Prefer minimal, targeted changes.
- Do not rewrite the entire script.
- Do not hallucinate results or outputs; your job is to make the code run, not to invent findings.
- Log all edits and actions clearly in the workspace.

You may now begin.