

# UniPlan: Vision-Language Task Planning for Mobile Manipulation with Unified PDDL Formulation

Haoming Ye<sup>\*†</sup>, Yunxiao Xiao<sup>†‡</sup>, Cewu Lu<sup>\*†</sup> and Panpan Cai<sup>\*†§</sup>

<sup>\*</sup>Shanghai Jiao Tong University

<sup>†</sup>Shanghai Innovation Institute

<sup>‡</sup>Beijing University of Posts and Telecommunications

<sup>§</sup>Corresponding author: cai\_panpan@sjtu.edu.cn

**Abstract**—Integration of VLM reasoning with symbolic planning has proven to be a promising approach to real-world robot task planning. Existing work like UniDomain effectively learns symbolic manipulation domains from real-world demonstrations, described in Planning Domain Definition Language (PDDL), and has successfully applied them to real-world tasks. These domains, however, are restricted to tabletop manipulation. We propose UniPlan, a vision-language task planning system for long-horizon mobile-manipulation in large-scale indoor environments, that unifies scene topology, visuals, and robot capabilities into a holistic PDDL representation. UniPlan programmatically extends learned tabletop domains from UniDomain to support navigation, door traversal, and bimanual coordination. It operates on a visual-topological map, comprising navigation landmarks anchored with scene images. Given a language instruction, UniPlan retrieves task-relevant nodes from the map and uses a VLM to ground the anchored image into task-relevant objects and their PDDL states; next, it reconnects these nodes to a compressed, densely-connected topological map, also represented in PDDL, with connectivity and costs derived from the original map; Finally, a mobile-manipulation plan is generated using off-the-shelf PDDL solvers. Evaluated on human-raised tasks in a large-scale map with real-world imagery, UniPlan significantly outperforms VLM and LLM+PDDL planning in success rate, plan quality, and computational efficiency.

## I. INTRODUCTION

Vision-language task planning for long-horizon mobile manipulation in large-scale indoor environments remains a fundamental challenge in robotics. Such tasks require a robot to reason jointly over visual observations, spatial structure, and symbolic constraints, while operating across many rooms, objects, and navigation states. The core difficulty lies in scaling task reasoning beyond local, tabletop settings, without sacrificing perceptual fidelity or planning reliability under complex, long-horizon constraints.

A dominant line of work [25, 21] formulates planning purely in language, where visual observations are first converted into textual scene graphs [4], and an LLM performs reasoning over these symbolic descriptions. While effective in constrained settings, this paradigm inevitably incurs irreversible information loss when mapping vision to language. Crucially, which visual attributes matter depends on the task itself: retrieving an apple for eating depends on freshness, while retrieving one for decoration depends on appearance. No fixed, task-agnostic scene graph can anticipate all such requirements in advance. This observation suggests that visual information

must be preserved and queried on demand, motivating planning frameworks that operate directly over images rather than static textual abstractions.

Recent vision-language planners [31] attempt to reason directly from images, using VLMs to predict high-level mobile-manipulation actions from current and historical observations. However, existing approaches are fundamentally mapless and operate over a small number of online images, typically limited to a single room. As a result, they struggle to form a holistic understanding of large environments containing hundreds of visual contexts. Moreover, relying solely on VLM reasoning for long-horizon planning has been shown to be brittle under complex operational constraints, while most methods depend heavily on simulation-based training [18], limiting robustness and generalization to real-world settings.

In this work, we propose a vision-language task planning system, UniPlan, designed explicitly for large-scale, real-world indoor environments, that unifies all reasoning in a Planning Domain Definition Language [1, 11] formulation. Our system is built on four principles:

- 1) maintaining a visual-topological map that preserves comprehensive image-level information of the environment;
- 2) combining VLM-based visual grounding with symbolic PDDL planning to handle long-horizon tasks and complex constraints robustly;
- 3) avoiding task- or environment-specific training by leveraging strong pre-trained VLMs and large-scale pre-trained symbolic domains;
- 4) ensuring scalability by reasoning only over task-relevant visual contexts, rather than the entire observation history.

Concretely, we build UniPlan upon UniDomain [30], which learned a unified, large-scale PDDL manipulation domain from real-world demonstrations. We programmatically expand these domains to support navigation, door traversal, and bimanual coordination, enabling mobile manipulation in large indoor environments. Given a visual-topological map and a natural language instruction, our system retrieves task-relevant nodes and constructs a compressed, task-oriented topological map with recalibrated connectivity and traversal costs. Visual grounding is performed only on the retrieved images to infer object states, while robot states and navigation dynamics are injected programmatically, yielding a factored PDDL prob-

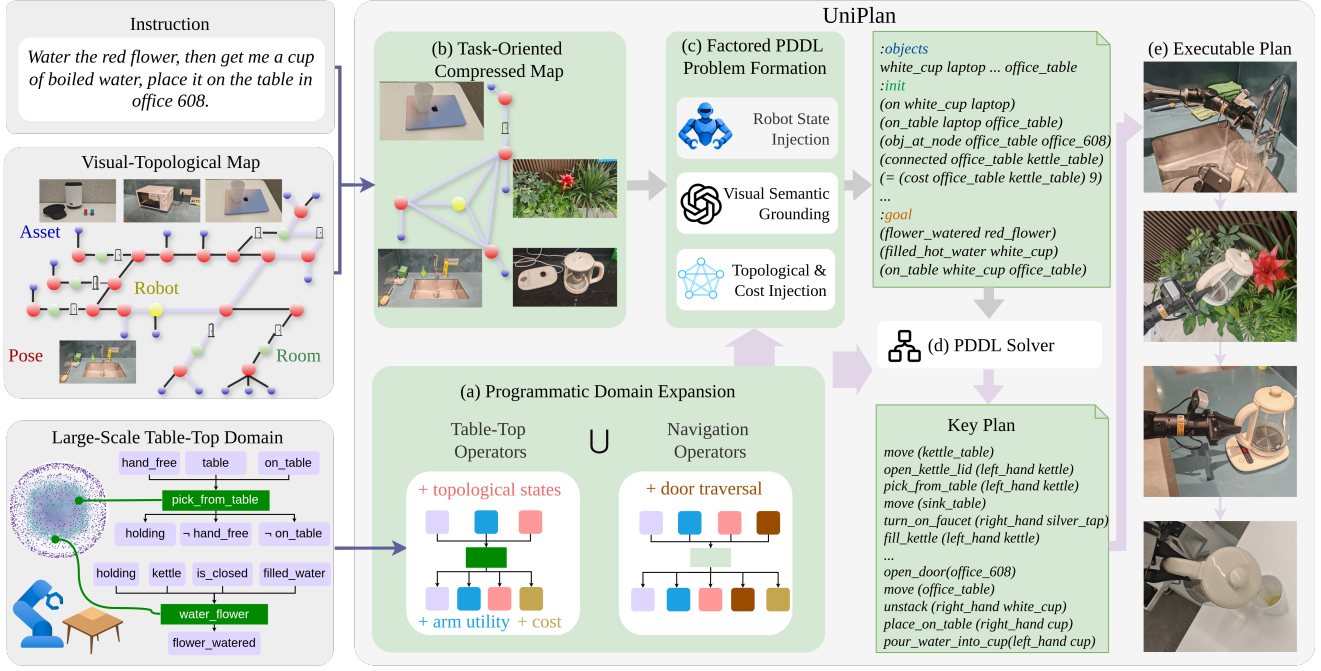


Fig. 1: Overview of UniPlan. See detailed descriptions in Section III.

lem that decouples perception, embodiment, and environment structure. An off-the-shelf PDDL solver (e.g. Fast Downward [14]) then generates the final mobile-manipulation plan.

We evaluate UniPlan on a large-scale indoor environment under four settings: single-arm vs. dual-arm, and environments with vs. without doors. Across all settings, our method significantly outperforms strong baselines, including direct VLM planning, language-only planners such as SayPlan [25], and PDDL-augmented approaches like DELTA [21], achieving substantial gains in success rate, plan quality, and computational efficiency. Ablation studies further demonstrate that factored problem construction is critical for success of planning, domain expansion is essential for plan optimality, and task-oriented map compression is the key to scalability.

## II. RELATED WORK

### A. Scene Graph

3D Scene Graphs (SGs) [4] have been widely adopted to abstract environments into hierarchical concepts. Early systems construct these graphs through geometric clustering [7, 17], while recent open-vocabulary methods enrich graph nodes with semantic labels or feature embeddings from foundation models [12, 27]. However, this abstraction into rigid hierarchies can create a semantic gap, discarding nuanced visual details (e.g., object states, precise spatial relations) critical for task planning.

While multi-modal SGs attempt to mitigate this by anchoring nodes with visual data [28, 19, 2], their primary focus remains on open-ended querying rather than generating symbolic states for task planning. In contrast, we adopt a

vision-anchored topological map as our environmental representation. Instead of maintaining explicit object nodes, our approach retains rich perceptual details implicitly within the anchored images, using VLMs to ground dynamic objects into PDDL states only on-demand, directly supporting robust task planning.

### B. LLM-based Planning

Recent works integrate LLMs with SGs for robot task planning. SayPlan [25] performs semantic search on a collapsed SG to enable high-level planning and replanning. Other approaches focus on managing information overload by employing retrieval mechanisms, such as dynamically selecting task-relevant subgraphs [6] or using structured queries [26] to overcome context window limitations.

Another line of work uses the SG as a verifier. VeriGraph [10] checks action preconditions to correct LLM-generated plans, while LookPlanGraph [24] updates the SG with VLMs to handle dynamic environments. However, by using SGs primarily for retrieval or verification, these methods still rely on the LLM’s implicit, language-based reasoning for the core planning process. Consequently, they often struggle to enforce physical and operational constraints in long-horizon mobile manipulation, leading to ungrounded or infeasible plans.

### C. Integration of PDDL and LLM Planning

To address the lack of formal structure in pure LLM-based planners, many approaches integrate the symbolic reasoning like PDDL. These methods often ground PDDL states within Scene Graphs; for example, by parsing states directly from

visual nodes [15], using LLMs to relax constraints for infeasible goals [23], or attempting to generate the entire PDDL model from scene context [21]. However, these approaches face a critical challenge: they rely on either hand-crafted domains that are rigid and environment-specific, or on language-generated domains that are often fragile, as LLMs struggle to capture the precise physical dynamics required for robust execution.

To overcome the fragility of language-generated rules, a recent line of work focuses on learning or refining PDDL domains from external signals, such as human or environment feedback [13, 29, 8] or visual demonstrations [20, 5, 16, 9]. Notably, UniDomain [30] scales this by pre-training a general-purpose PDDL domain from large-scale manipulation datasets, enabling strong compositional generalization. However, the success of these methods has been predominantly confined to local, tabletop manipulation. They lack the inherent spatial logic to model robot navigation (e.g., room traversal) and cannot directly interface with large-scale environment representations.

Instead of collecting expensive mobile demonstrations to relearn an entire domain, our work introduces a general programmatic extension algorithm. This approach effectively augments powerful, learned tabletop domains (e.g. from UniDomain) with crucial capabilities like navigation, door traversal, and bimanual actions, enabling the seamless integration of learned manipulation skills with visual-topological maps, unlocking robust planning for long-horizon mobile manipulation tasks.

### III. SYSTEM OVERVIEW

*UniPlan* (Figure 1) is a vision-language task planning system that generates high-level mobile-manipulation plans from natural language instructions in large-scale indoor environments.

UniPlan operates on a visual-topological map that explicitly encodes spatial structure while preserving visual information. The map consists of two layers: a topological layer that connects navigation landmarks such as room entrances and operational standing points, and a visual layer that anchors scene images to nodes in the topological graph.

UniPlan is also built upon UniDomain, which learned a large-scale PDDL domain from manipulation demonstrations. We programmatically extend these manipulation-only domains with navigation operators, arm-specific pre- and post-conditions, and door-related predicates and dynamics (Figure 1a). These extensions are performed once and are reusable across environments and tasks, enabling mobile manipulation without additional training. With an expanded PDDL domain from learned tabletop domains [30, 13, 20] and a visual-topological map, UniPlan performs task planning in the following stages:

**Task-Oriented Map Compression (Figure 1b).** Given a natural language instruction, UniPlan retrieves task-relevant nodes from the visual-topological map and collects the images anchored at these nodes. Connectivity and traversal costs among the retrieved nodes are recalibrated by querying the

original map, and the nodes are recombined into a compressed topological map. This compressed map is small yet information-complete for the task, allowing planning to scale efficiently to large environments while reasoning over only a few images.

**Factored PDDL Problem Formation (Figure 1c).** The PDDL planning problem is constructed by decoupling robot, object, and environment factors:

- Robot states (e.g., hand occupancy and arm availability) are injected programmatically as PDDL predicates.
- Object entities and task-relevant object states are grounded by the VLM from the retrieved images.
- Environment structure, including the robot’s global location, node connectivity, and traversal costs, is extracted from the compressed map and encoded as PDDL predicates and action costs.

This factorization substantially reduces the burden on the VLM. Rather than generating the entire symbolic problem, the VLM only performs local visual grounding, while global spatial relationships are calibrated deterministically from the map. As a result, UniPlan avoids cross-image reasoning by the VLM, which is a key limitation of existing vision-language PDDL planners.

**Unified PDDL Planning.** Finally, an off-the-shelf PDDL solver (Figure 1d) generates a mobile-manipulation plan over the unified domain (Figure 1e). Because navigation and manipulation actions are modeled within a single PDDL formulation, the planner can reason jointly over movement and manipulation, producing globally consistent and cost-aware plans. This unified planning is significantly more efficient and reliable than decoupled navigation–manipulation pipelines.

### IV. PROGRAMMATIC DOMAIN EXPANSION

To scale a learned tabletop PDDL domain to long-horizon mobile manipulation, we employ a programmatic expansion strategy that modifies the domain’s structure directly. We leverage the fact that PDDL is defined by a context-free grammar (CFG), which allows us to rigorously parse the domain into an Abstract Syntax Tree (AST), enabling systematic traversal and modification of its logical structure without risking syntax errors. A PDDL operator is first decomposed into its syntactic constituents (parameters, preconditions, and effects). We then apply a set of deterministic, general-purpose rewrite rules over this tree structure. This transformation process ensures that the expansion is (i) *syntactically valid* by construction, (ii) *consistent* across all operators in the domain, and (iii) *reusable* across different environments. We implement this rewriting logic using the Unified Planning framework [22] to facilitate AST manipulation. Visualizations of the AST structure and tree traversal examples are in the supplementary materials.

#### A. Semantic Anchors

Learned domains often employ heterogeneous predicate signatures to represent gripper availability and object attachment (e.g., (free) vs. (hand\_empty), or (inhand ?o) vs. (in\_gripper ?r ?o)). Acknowledging their functional

equivalence despite syntactic variations, we adopt two canonical predicates as our semantic anchors: `(hand_free ?r)` and `(holding ?r ?o)`. This formulation, consistent with UniDomain [30], explicitly models the robot parameter `?r`. These anchors provide a stable interface for subsequent AST rewrites: by reliably identifying gripper-state subtrees, we can systematically inject navigation logic and multi-arm parameters without depending on the specific naming conventions of the original source domain.

### B. Navigation and Door Expansion

Tabletop domains implicitly assume all actions happen in a fixed workspace. To make every manipulation operator location-aware, we introduce two topological predicates: `(rob_at_node ?r ?n)` and `(obj_at_node ?o ?n)`, to denote that the robot `?r` and the object `?o` are located at a node `?n` in the visual-topological map. For each operator, we first augment its parameter list with a location node `?n` and then perform two coordinated AST rewrites:

**Precondition.** We inject `(rob_at_node ?r ?n)` into all operators to restrict actions to a specific map node. Furthermore, for each **non-robot** parameter `?o`, we add the precondition `(obj_at_node ?o ?n)` unless the object is already held by the robot, which is indicated by an existing `(holding ?r ?o)` precondition.

**Effect.** The operator’s effects are updated to reflect changes in object location driven by the `holding` state. Asserting `(holding ?r ?o)` (e.g., a pick action) signifies the object is no longer at the node; we therefore inject `(not (obj_at_node ?o ?n))` into the effects. Conversely, negating `(holding ?r ?o)` (e.g., a place action) means the object is now at the node, so we add the effect `(obj_at_node ?o ?n)`. Operators that do not alter the holding state, such as `turn_on_faucet`, represent in-place interactions that only update an object’s functional state without moving it, and thus leave its node-level location unchanged.

Since manipulation operators are now location-dependent, a corresponding action is required for the robot to travel between nodes. To this end, we introduce a connectivity predicate `(connected ?n1 ?n2)` to denote that node `?n1` and node `?n2` are connected in the visual-topological map, and a navigation operator `move_robot`, to update `(rob_at_node ?r ?n)`.

In the topological map, `(connected ?n1 ?n2)` captures only geometric adjacency, while door traversal depends on the door state. We therefore model doors as stateful edges by adding predicate `(has_door ?n1 ?n2)`. We then introduce the operator `open_door` to enforce “open before traverse”. The full PDDL definitions for the `move_robot` and `open_door` in the supplementary materials.

### C. Bimanual Expansion

To support bimanual operation, we lift the anchors to be hand-specific: `(hand_free ?r ?h)` and `(holding ?r ?h ?o)`. We add a static configuration predicate

`(rob_has_hand ?r ?h)` and rewrite each operator by: (1) adding a hand parameter `?h`, and (2) propagating `?h` to all anchor occurrences in preconditions and effects. This makes hand occupancy explicit, enabling the solver to reason about which hand is available for actions.

### D. Cost Modeling

The above steps ensure *feasibility*. To support cost-aware planning over the compressed map introduced in Sec. V-B, we further make plans *efficient* by enabling cost-optimal planning. We introduce a numeric function `(travel_cost ?n1 ?n2)` (instantiated from the compressed map) to represent the cost of traversing between node `?n1` and node `?n2` in the visual-topological map, and modify the navigation operator `move_robot` to accumulate action cost. All manipulation operators are assigned a constant cost. Finally, we specify the optimization objective in the *problem* file by setting the metric so that the solver jointly optimizes navigation costs and manipulation effort in a single unified plan.

**Generality.** While our implementation builds on the UniDomain, the proposed AST-based rewrite rules are domain-agnostic: they rely only on identifying a small set of semantic anchors (Sec. IV-A) and applying deterministic, syntax-preserving transformations. Consequently, the same systematic expansion can be applied to any tabletop PDDL domain, including learned domains from [13, 20, 9, 16], as well as manually engineered tabletop domains.

## V. VISUAL-TOPOLOGICAL MAP

### A. Map Representation

We represent the environment as a **vision-anchored topological map**. The node set comprises three distinct categories of *static* environmental elements: (1) **Pose Nodes**, representing discrete navigation waypoints and the connectivity between them; (2) **Room Nodes**, marking transitions between spatial zones (e.g., doorways or hallway entrances) to serve as topological bottlenecks for pathfinding; and (3) **Asset Nodes**, denoting large, static furniture (e.g., tables, counters) where manipulation tasks take place. Crucially, each *Asset* node is anchored with a set of high-resolution observation images, capturing the visual state of the surface and its contents from strategic viewpoints.

In this work, we assume the visual-topological map is constructed offline prior to deployment. The topological structure can be derived from previous work [17, 7]. Similarly, the selection of anchored images for Asset nodes can be similarly inspired by methods for selecting visual coverage of objects or rooms, as discussed in [19, 28], but adapted to the visual coverage of manipulation surfaces. Once constructed, the map provides a static backbone for the environment, over which UniPlan performs dynamic, task-oriented reasoning.

### B. Task-Oriented Map Compression

Given a language instruction for a task, we generate a compact, task-specific map through a two-stage process: semantic retrieval and topology compression.

**Semantic Retrieval.** We first identify the specific locations required for the task. During an Offline Indexing phase, we prompt a VLM to generate unstructured captions for images anchored to Asset nodes. These captions simply list visible objects and furniture, avoiding complex attribute descriptions, to serve as a lightweight textual index. During Online Selection, given a user instruction, an LLM identifies the subset of relevant asset nodes by matching the instruction against these pre-computed captions. This avoids processing the entire collection of anchored images in the map, allowing the system to focus exclusively on task-relevant contexts.

**Topology Compression.** Next, we construct a dense, abstract graph connecting the selected nodes, alongside the robot’s current location, to encode navigation dynamics. We compute pairwise connectivity between nodes using the Dijkstra algorithm on the original raw map. For paths within the same accessible zone, we create logical “shortcut” edges weighted by the actual travel cost, abstracting away intermediate waypoints. Crucially, closed doors are treated as physical boundaries. We partition the compression so that direct shortcuts are never created through a closed door; instead, the specific door traversal edges are preserved. The resulting map effectively represents the environment as a set of fully connected components separated by doors, providing the downstream planner with a minimal yet physically consistent state space.

## VI. FACTORED PDDL PROBLEM FORMATION

With the extended PDDL domain and the compressed topological map, we construct the PDDL problem for a task by synthesizing three decoupled factors: the robot’s intrinsic state, VLM-grounded semantic states, and the environment’s topological constraints.

*a) Robot State Injection:* The robot’s state is obtained directly from its onboard perception system. We inject the robot’s metadata and arm configurations (e.g., `left_hand`, `right_hand`) into the PDDL (`:objects`) block. In the (`:init`) block, we define its initial location, such as (`rob_at_node rob pose_1`), and static kinematic predicates, such as (`rob_has_hand rob left_hand`).

*b) Visual Semantic Grounding:* For each task-relevant node identified in Section V-B, we prompt a VLM with its anchored images, the task instruction, and the domain definition. The VLM is tasked with generating the semantic components of the PDDL problem, including task-relevant object entities for the (`:objects`) block, their initial symbolic states (e.g., (`on_table apple table`)) for the (`:init`) block, and the final (`:goal`) condition. We programmatically post-process the VLM’s output by injecting spatial anchors, such as (`obj_at_node apple asset_node_5`), ensuring every detected object is grounded to its respective location. To maintain state consistency, the VLM is explicitly prohibited from generating robot-specific predicates, which are managed exclusively by the robot configuration module.

*c) Topological and Cost Injection:* Finally, we encode the compressed map structure into the PDDL (`:init`) block.

Graph connectivity and edge weights are directly mapped to predicates, e.g., (`connected pose_1 pose_2`), and numeric functions, e.g., (`= (cost pose_1 pose_2) 15`). Door states are similarly injected, such as (`has_door pose_3 pose_4`) for prohibiting traversal. This provides the planner with a cost-aware topological representation, enabling it to jointly optimize navigation and manipulation in its plan.

**Plan Generation and Refinement.** We solve the unified PDDL problem using an off-the-shelf planner. As the resulting plan contains abstract `move_robot` actions between compressed nodes, we perform a final refinement step: each abstract edge is expanded back into the sequence of low-level waypoints cached during map compression. This yields a seamless executable plan bridging high-level symbolic reasoning and low-level geometric navigation.

## VII. EXPERIMENTS

### A. Experimental Setup

**Evaluation Tasks** We pre-build a visual-topological map from a real-world large-scale indoor space, comprising 43 pose nodes, 18 room nodes, 18 doors, 31 asset nodes and more than 100 objects.

We collected 50 real-world tasks from humans, spanning 17 primitive action types: `pick`, `place_in`, `place_on`, `place_under`, `open`, `close`, `pour`, `cut`, `stir`, `scoop`, `fold`, `wipe`, `turn_on`, `turn_off`, `hang_on`, `open_door`, and `move`, categorized into three complexity levels:

- **Simple (Tasks 1-10):** Involve 1-2 asset nodes, short horizons (2-4 high-level actions<sup>1</sup>), and limited action types (e.g., `pick-and-place`). An example task is “Place the mango into the fridge.”
- **Moderate (Tasks 11-40):** Involve 2-4 asset nodes, moderate horizons (5-10 high-level actions), spanning all 17 action types. An example task is “Wash the cloth on the couch and hang it on the drying rack.”
- **Compositional (Tasks 41-50):** Involve 3-6 nodes, long-horizons (10-20 high-level actions), composed from **Moderate Tasks**. An example task is “Wash the apple in the fridge, put it on the table in office 612, fold the cloth from the couch, and place it on the same table.”

All tasks are evaluated under four settings: single-arm vs. dual-arm, and environments with vs. without closed doors (requiring navigation-manipulation coordination). The complete task list is provided in the supplementary materials.

### Base Domain.

Our base domain uses the UniDomain [30] pipeline to construct PDDL domains from real-world videos tailored for household tasks. These are integrated with reused tabletop manipulation domains into a comprehensive tabletop domain

<sup>1</sup>We define “high-level actions” as the resulting sequence obtained by compressing consecutive “move” actions between nodes into a single action, while retaining the remaining actions from the original sequence.

containing 81 operators and 79 predicates. It has been expanded to a mobile manipulation domain (Section IV) to support PDDL formulation of tasks and planning.

### B. Baselines

We compare UniPlan against three state-of-the-art approaches. All methods use the same base prompts where applicable for fairness.

**LLM as Planner.** A naive baseline using an LLM directly for planning. To ensure a fair comparison and reduce reasoning overhead, we equip it with the same retrieval and compressed map as UniPlan (Section V-B). The LLM receives the compressed map with images and a prompt stating all relevant constraints encoded in the tabletop PDDL domain. The output is post-processed to expand the action sequence.

**SayPlan.** SayPlan plans on a collapsed scene graph, iteratively expanding nodes and refining plans based on simulator feedback. Since it requires a text-based scene graph, we prompt a VLM to convert node images into textual descriptions. Initially, all rooms are contracted, and asset nodes outside rooms are visible but unexpanded. To ensure a competitive implementation, we use our task-environment emulator as the “scene graph simulator” to verify execution feasibility. We set the maximum search depth to 16 and re-planning attempts to 5. Constraints are hinted in the prompt similarly to the LLM baseline.

**DELTA.** DELTA follows a five-stage pipeline: (1) Domain Generation, (2) Scene Graph Pruning, (3) Problem Generation, (4) Goal Decomposition, and (5) Autoregressive Sub-Task Planning. Since end-to-end domain generation from natural language descriptions proved intractable for our complex tasks, we adapt DELTA by replacing the “Domain Generation” with “Domain Selection”, where the LLM selects necessary operators from our expanded domain based on the task instruction. The text scene graph is constructed similarly to SayPlan.

### C. Metrics

- **Success Rate (SR):** The ratio of successfully completed tasks. A task is failed if: (1) action constraints are violated (e.g., opening a door with an occupied hand), (2) the final state does not match the goal, or (3) the agent operates on non-existent objects.
- **LLM Calls:** The total number of API calls per task.
- **Thinking Time ( $T_{\text{think}}$ ):** The total duration of LLM API inference.
- **Planner Time ( $T_{\text{plan}}$ ):** The time spent by the symbolic planner (e.g., Fast Downward).
- **Relative Plan Quality Gain (RPQG):** Since obtaining absolute optimal ground-truth plans is computationally intractable in complex, open-ended domains, and success rates vary significantly across methods, standard efficiency metrics are often misleading. Directly averaging step counts introduces bias, as baselines often fail on longer, more complex tasks, artificially lowering their average step count. Conversely, metrics like SPL (Success weighted by Path Length) [3] tend to be dominated by

the success rate itself when the performance gap is large, diluting the assessment of plan quality.

To address this, RPQG measures the relative efficiency of UniPlan against a specific baseline *only* on the intersection of tasks where **both methods succeed**. For a set of **both-succeeded successful** tasks, RPQG is defined as the average relative reduction in action steps:

$$\text{RPQG} = \frac{1}{N} \sum_{i=1}^N \frac{S_{\text{base}}^{(i)} - S_{\text{ours}}^{(i)}}{S_{\text{base}}^{(i)}} \times 100\% \quad (1)$$

where  $S^{(i)}$  denotes the total action steps for task  $i$ . A positive RPQG indicates that UniPlan generates shorter, more efficient plans than the baseline within the same feasible task references.

**Simulation and Environment.** Many existing works [25, 31, 30] in real-world robot task planning often rely on human or LLM judges for evaluation, which can be inefficient or unstable. To ensure reproducible, objective, and automatic evaluation, we implemented a task-environment emulator as a python program. This environment rigorously encodes all action preconditions, effects, state transitions and goal tests. It allows for the automated verification of plan feasibility and goal satisfaction, bypassing the inconsistencies of subjective evaluation methods.

To ground actions in the simulated environment, we implemented action parsers for each method. For LLM as Planner and SayPlan, we prompt the LLM to follow a fixed action format (e.g., pick(robot, left\_hand, apple)). For DELTA and UniPlan, we parse each PDDL operator using a pre-built, parameterized mapping table. After grounding the heterogeneous action formats, we map each generated object name to a unique object entity in the environment, leveraging the LLM to ensure maximum accuracy.

To isolate high-level planning performance from low-level execution errors, we assume perfect low-level policy for action execution, following the standard evaluation protocol established in prior work [25, 21].

To ensure fast response times, all methods utilize **GPT-5.2** with `temperature=0.0` and “none” reasoning effort level. Despite this, outputs remain stochastic; thus, we run each setting  $N = 4$  times and report the mean and standard deviation. For all PDDL-based methods, we utilize the Fast Downward [14] with the `seq-opt-lmcut` engine to ensure cost-optimal planning.

### D. Results and Analysis

Quantitative results are summarized in Table I. UniPlan demonstrates strong performance across all metrics, achieving the highest success rates while generating the most efficient plans.

#### Success Rate and Robustness.

- LLM-centric baselines exhibit distinct grounding limitations. **LLM as Planner** struggles with *Constraint Satisfaction*, lacking the physical grounding to respect *Physical Limits* in constrained settings (e.g., Single-Arm

TABLE I: Performance comparison of UniPlan and baseline methods across different robotic task configurations.

Setting	Method	SR (%) $\uparrow$	LLM Calls $\downarrow$	$T_{\text{think}} / T_{\text{plan}}$ [s] $\downarrow$	RPQG (%) $\uparrow$
Single-Arm No Door	LLM as Planner	40.00 $\pm$ 4.62	<b>2.00 <math>\pm</math> 0.00</b>	<b>19.07 <math>\pm</math> 0.47</b> / —	2.90 $\pm$ 0.71
	SayPlan	41.00 $\pm$ 5.29	9.13 $\pm$ 0.14	64.18 $\pm$ 2.27 / —	5.42 $\pm$ 1.66
	DELTA	26.00 $\pm$ 5.89	4.04 $\pm$ 0.01	71.50 $\pm$ 2.92 / 0.31 $\pm$ 0.01	7.77 $\pm$ 1.21
	<b>UniPlan (Ours)</b>	<b>83.50 <math>\pm</math> 4.43</b>	<b>2.00 <math>\pm</math> 0.00</b>	21.23 $\pm$ 0.34 / 0.43 $\pm$ 0.33	—
Single-Arm With Door	LLM as Planner	17.50 $\pm$ 4.73	<b>2.00 <math>\pm</math> 0.00</b>	22.63 $\pm$ 0.89 / —	5.49 $\pm$ 2.72
	SayPlan	33.00 $\pm$ 5.03	9.75 $\pm$ 0.08	71.30 $\pm$ 1.08 / —	10.26 $\pm$ 2.99
	DELTA	18.50 $\pm$ 5.97	4.09 $\pm$ 0.02	75.12 $\pm$ 2.72 / 0.35 $\pm$ 0.03	16.17 $\pm$ 7.12
	<b>UniPlan (Ours)</b>	<b>84.00 <math>\pm</math> 2.83</b>	<b>2.00 <math>\pm</math> 0.00</b>	<b>21.55 <math>\pm</math> 0.78</b> / 0.42 $\pm$ 0.31	—
Dual-Arm No Door	LLM as Planner	40.50 $\pm$ 1.91	<b>2.00 <math>\pm</math> 0.00</b>	<b>18.38 <math>\pm</math> 0.66</b> / —	2.49 $\pm$ 0.43
	SayPlan	49.50 $\pm$ 5.26	8.77 $\pm$ 0.18	60.55 $\pm$ 1.82 / —	6.12 $\pm$ 0.90
	DELTA	26.50 $\pm$ 4.73	4.05 $\pm$ 0.03	71.46 $\pm$ 7.45 / 0.35 $\pm$ 0.02	12.19 $\pm$ 3.33
	<b>UniPlan (Ours)</b>	<b>82.00 <math>\pm</math> 2.31</b>	<b>2.00 <math>\pm</math> 0.00</b>	21.73 $\pm$ 1.83 / 0.66 $\pm$ 0.61	—
Dual-Arm With Door	LLM as Planner	39.50 $\pm$ 1.91	<b>2.00 <math>\pm</math> 0.00</b>	22.50 $\pm$ 0.49 / —	2.74 $\pm$ 1.10
	SayPlan	42.50 $\pm$ 4.43	9.09 $\pm$ 0.33	59.64 $\pm$ 2.15 / —	4.65 $\pm$ 2.44
	DELTA	21.50 $\pm$ 4.43	4.02 $\pm$ 0.00	72.60 $\pm$ 3.37 / 0.33 $\pm$ 0.01	7.25 $\pm$ 3.22
	<b>UniPlan (Ours)</b>	<b>85.50 <math>\pm</math> 2.52</b>	<b>2.00 <math>\pm</math> 0.00</b>	<b>21.89 <math>\pm</math> 0.91</b> / 0.11 $\pm$ 0.01	—

tasks). While **SayPlan** leverages *Semantic Priors* for efficient retrieval, it falters in *Semantically Atypical* scenarios, where its bias toward high-probability locations causes it to overlook targets placed in unconventional spots.

- **DELTA**, relying on formal logic via *Domain Selection*, faces a severe *Modeling Challenge*. The *Complexity* of translating intricate, coupled physics into a consistent PDDL subset often yields unsolvable problem files, limiting performance in long-horizon tasks.
- In contrast, **UniPlan** achieves a robust 83.75% average Success Rate (SR). By effectively balancing reasoning with operational constraints, our method maintains stability even in the demanding *Single-Arm with Door* setup. Unlike baselines constrained by hallucinations or rigid formalisms, **UniPlan** demonstrates strong *Generalization* across both physical obstacles and irregular layouts.

**Plan Quality (RPQG).** Beyond success rates, UniPlan generates significantly higher-quality plans, as evidenced by positive Relative Plan Quality Gains (RPQG) across all baselines (ranging from  $\sim 2\%$  to  $\sim 16\%$ ).

- **Local vs. Global Optimality:** **DELTA** decomposes tasks into subgoals, which simplifies solving on a full map but does not guarantee global optimality, leading to redundant traversals (reflected in the high RPQG of 16.17% in constrained settings). In contrast, UniPlan leverages the symbolic planner on a compressed map, guaranteeing a globally optimal path for the constructed problem.
- **Implicit vs. Explicit Reasoning:** **LLM as Planner** and **SayPlan** rely on implicit LLM reasoning. Without an underlying cost model, they tend to generate “meandering” plans that are logically valid but inefficient. UniPlan effectively performs explicit symbolic reasoning to ensure plan optimality.

**Computational Overhead.** SayPlan and DELTA require it-

erative re-planning or autoregressive generation, resulting in high latency (60  $\sim$  70s). Conversely, UniPlan is more efficient in terms of both latency and the number of LLM calls. By retrieving task-oriented nodes via a lightweight textual index and decoupling reasoning (VLM grounding) from planning (symbolic), we limit expensive VLM calls to only two passes. Notably, the subsequent symbolic planning time is negligible ( $< 0.7s$ ) due to the compressed map.

#### E. Ablation Study

We conduct a comprehensive ablation study to validate the contribution of each module in UniPlan. Results are reported in Table II.

**Impact of Visual Context (w/o Vision).** We replace the visual-topological map with a VLM-generated text-only scene graph. As shown in Table II, removing raw visual input causes a significant performance drop (83.75%  $\rightarrow$  72.5% on average). This confirms that pre-converting images to text creates an *information bottleneck*, losing task-specific cues (e.g., “emptiness” or spatial relations) that UniPlan extracts on-demand. Furthermore, the modality gap between text descriptions and the physical environment introduces unavoidable grounding errors.

**Impact of Expanded Domain (w/o Expansion).** We remove all navigation-related predicates and operators from the holistic PDDL domain, solving for manipulation only and inserting navigation post-hoc. While Success Rate remains comparable, plan quality degrades significantly, evidenced by high positive RPQG values (e.g.,  $\approx 23.6\%$  in *Dual-Arm with Door*). Lacking a global, cost-aware view, the ablated planner produces redundant traversals. In contrast, our unified mobile-manipulation domain enables the planner to optimize the holistic sequence, such as coordinating door opening with navigation, yielding an  $\sim 8\%$  gain even in simpler tasks.

**Impact of Programmatic Topology Injection (w/o Injection).** Instead of programmatic injection, we prompt the VLM

TABLE II: Ablation study of UniPlan components. **Full UniPlan** serves as the reference. **RPQG** indicates the relative quality gain of the Full method compared to each ablated variant (higher indicates the removed component was crucial for efficiency).

Setting	Variant	SR (%) $\uparrow$	$T_{\text{think}}$ (s) $\downarrow$	$T_{\text{plan}}$ (s) $\downarrow$	RPQG (%) $\uparrow$
Single-Arm No Door	<b>Full UniPlan</b>	83.50 $\pm$ 4.43	21.23 $\pm$ 0.34	0.43 $\pm$ 0.33	—
	w/o Vision	70.00 $\pm$ 4.32	13.55 $\pm$ 0.60	0.13 $\pm$ 0.01	0.14 $\pm$ 0.38
	w/o Expansion	86.50 $\pm$ 2.52	21.53 $\pm$ 0.47	0.09 $\pm$ 0.00	8.76 $\pm$ 1.58
	w/o Injection	66.00 $\pm$ 2.83	38.79 $\pm$ 0.86	0.12 $\pm$ 0.00	0.88 $\pm$ 0.61
	w/o Compression	82.00 $\pm$ 6.32	21.64 $\pm$ 0.80	4.92 $\pm$ 2.99	0.43 $\pm$ 0.57
Single-Arm With Door	<b>Full UniPlan</b>	84.00 $\pm$ 2.83	21.55 $\pm$ 0.78	0.42 $\pm$ 0.31	—
	w/o Vision	75.00 $\pm$ 3.46	13.41 $\pm$ 0.31	0.15 $\pm$ 0.02	-0.01 $\pm$ 0.41
	w/o Expansion	84.50 $\pm$ 1.91	22.07 $\pm$ 0.65	0.09 $\pm$ 0.00	13.37 $\pm$ 1.54
	w/o Injection	31.00 $\pm$ 6.22	44.05 $\pm$ 2.17	0.10 $\pm$ 0.01	0.64 $\pm$ 1.33
	w/o Compression	72.00 $\pm$ 4.90	22.36 $\pm$ 1.30	48.17 $\pm$ 3.01	0.34 $\pm$ 0.24
Dual-Arm No Door	<b>Full UniPlan</b>	82.00 $\pm$ 2.31	21.73 $\pm$ 1.83	0.66 $\pm$ 0.61	—
	w/o Vision	71.50 $\pm$ 4.12	13.00 $\pm$ 0.61	0.09 $\pm$ 0.00	-0.32 $\pm$ 0.22
	w/o Expansion	83.50 $\pm$ 5.00	24.78 $\pm$ 1.74	0.08 $\pm$ 0.00	10.55 $\pm$ 2.43
	w/o Injection	64.00 $\pm$ 4.90	39.52 $\pm$ 1.16	0.09 $\pm$ 0.00	-0.44 $\pm$ 0.35
	w/o Compression	84.00 $\pm$ 3.65	23.04 $\pm$ 1.35	0.32 $\pm$ 0.09	-0.03 $\pm$ 0.52
Dual-Arm With Door	<b>Full UniPlan</b>	85.50 $\pm$ 2.52	21.89 $\pm$ 0.91	0.11 $\pm$ 0.01	—
	w/o Vision	73.50 $\pm$ 4.12	13.24 $\pm$ 0.36	0.11 $\pm$ 0.00	-0.30 $\pm$ 0.32
	w/o Expansion	80.50 $\pm$ 2.52	26.98 $\pm$ 1.58	0.08 $\pm$ 0.00	23.60 $\pm$ 1.67
	w/o Injection	31.00 $\pm$ 6.63	54.89 $\pm$ 4.18	0.09 $\pm$ 0.00	-0.20 $\pm$ 0.65
	w/o Compression	76.50 $\pm$ 3.00	26.34 $\pm$ 1.33	22.45 $\pm$ 2.29	-0.13 $\pm$ 0.39

to generate the entire PDDL problem file, including map topology. This causes catastrophic failure in complex settings (SR drops to 31.0% in Single-Arm/Door) and doubles thinking time (21.5s  $\rightarrow$  44.0s). The results indicate that while VLMs excel at semantic reasoning, they struggle to encode large-scale graph structures and syntax. Our decoupled approach mitigates this by offloading structural definitions to reliable algorithms.

**Impact of Topology Compression (w/o Compression).** Feeding the full, uncompressed topological map to the planner causes symbolic planning time ( $T_{\text{plan}}$ ) to explode (e.g., 0.42s $\rightarrow$ 48.17s), leading to timeouts (300s) and reduced success rates. This confirms that raw topology exponentially increases the search space for the PDDL solver. Topology compression is therefore essential to maintain computational tractability and ensure valid solutions within real-time limits.

#### F. Failure Analysis

Despite the strong performance, UniPlan fails in approximately 16% of cases. We categorize the primary failure modes into four types:

- 1) **PDDL Grounding Errors (7.49%):** The most common failure arises when the VLM correctly identifies objects but misinterprets their states (e.g., missing necessary predicates in the PDDL `init` state), leading to unsolvable planning problems.
- 2) **Perception Errors (3.69%):** The VLM fails to detect necessary objects within the anchored images or misclassifies relationships between objects.
- 3) **Retrieval Errors (3.06%):** The retrieval module fails to locate all task-relevant nodes, preventing the planner from accessing necessary parts of the map.

- 4) **Instruction Misunderstanding (2.03%):** The system misinterprets the user intent in the natural language instruction.

These results suggest that while the neuro-symbolic architecture solves the planning consistency problem, future improvements should focus on robust visual state estimation.

## VIII. CONCLUSION AND LIMITATIONS

**Conclusion.** We present UniPlan, a vision-language task planning system that tackles the challenge of long-horizon mobile manipulation in large-scale indoor environments. UniPlan unifies scene topology, visuals, and robot capabilities into a holistic PDDL formulation, bridging the gap between semantic VLM reasoning and rigorous symbolic planning. By leveraging a vision-anchored topological map, programmatic domain expansion, and factored problem construction, UniPlan enables scalable and physically consistent planning without requiring expensive mobile demonstrations. Evaluations on diverse human-raised tasks demonstrate that UniPlan substantially outperforms prior VLM-based and modular LLM-PDDL baselines, achieving stronger success rates, higher plan quality, and greater computational efficiency.

**Limitations.** Despite its strong performance, UniPlan has several limitations. First, our programmatic domain expansion currently models dual arms as logically independent entities. While effective for sequential tasks, this formulation limits simultaneous bimanual coordination, such as lifting heavy trays with both hands. Future work will extend the framework to support complex, synchronized bimanual manipulation. Second, our system assumes a static, fully observable environment during the planning phase, which lacks robustness against object uncertainty, occlusion, or dynamic changes occurring after



map construction. Addressing these limitations by enabling real-time updates to the visual-topological map for dynamic adaptation is a critical direction for future research.

#### REFERENCES

- [1] Constructions Aeronautiques, Adele Howe, Craig Knoblock, ISI Drew McDermott, Ashwin Ram, Manuela Veloso, Daniel Weld, David Wilkins Sri, Anthony Barrett, Dave Christianson, et al. Pddl—the planning domain definition language. *Technical Report, Tech. Rep.*, 1998.
- [2] Muhammad Qasim Ali, Saeedjith Nair, Alexander Wong, Yuchen Cui, and Yuhao Chen. Graphpad: Inference-time 3d scene graph updates for embodied question answering. *arXiv preprint arXiv:2506.01174*, 2025.
- [3] Peter Anderson, Angel Chang, Devendra Singh Chaplot, Alexey Dosovitskiy, Saurabh Gupta, Vladlen Koltun, Jana Kosecka, Jitendra Malik, Roozbeh Mottaghi, Manolis Savva, and Amir R. Zamir. On evaluation of embodied navigation agents, 2018. URL <https://arxiv.org/abs/1807.06757>.
- [4] Iro Armeni, Zhi-Yang He, JunYoung Gwak, Amir R. Zamir, Martin Fischer, Jitendra Malik, and Silvio Savarese. 3d scene graph: A structure for unified semantics, 3d space, and camera. In *Proceedings of the IEEE International Conference on Computer Vision*, 2019.
- [5] Ashay Athalye, Nishanth Kumar, Tom Silver, Yichao Liang, Tomás Lozano-Pérez, and Leslie Pack Kaelbling. Predicate invention from pixels via pretrained vision-language models. *arXiv preprint arXiv:2501.00296*, 2024.
- [6] Meghan Booker, Grayson Byrd, Bethany Kemp, Aurora Schmidt, and Corban Rivera. Embodiedrag: Dynamic 3d scene graph retrieval for efficient and scalable robot task planning. *arXiv preprint arXiv:2410.23968*, 2024.
- [7] Yun Chang, Nathan Hughes, Aaron Ray, and Luca Carlone. Hydra-multi: Collaborative online construction of 3d scene graphs with multi-robot teams. In *2023 IEEE/RSJ International Conference on Intelligent Robots and Systems (IROS)*, pages 10995–11002. IEEE, 2023.
- [8] Guanqi Chen, Lei Yang, Ruixing Jia, Zhe Hu, Yizhou Chen, Wei Zhang, Wenping Wang, and Jia Pan. Language-augmented symbolic planner for open-world task planning. *arXiv preprint arXiv:2407.09792*, 2024.
- [9] Maximilian Diehl, Chris Paxton, and Karinne Ramirez-Amaro. Automated generation of robotic planning domains from observations. In *2021 IEEE/RSJ International Conference on Intelligent Robots and Systems (IROS)*, pages 6732–6738. IEEE, 2021.
- [10] Daniel Ekpo, Mara Levy, Saksham Suri, Chuong Huynh, and Abhinav Shrivastava. Verigraph: Scene graphs for execution verifiable robot planning. *arXiv preprint arXiv:2411.10446*, 2024.
- [11] Maria Fox and Derek Long. Pddl2. 1: An extension to pddl for expressing temporal planning domains. *Journal of artificial intelligence research*, 20:61–124, 2003.
- [12] Qiao Gu, Ali Kuwajerwala, Sacha Morin, Krishna Murthy Jatavallabhula, Bipasha Sen, Aditya Agarwal, Corban Rivera, William Paul, Kirsty Ellis, Rama Chellappa, et al. Conceptgraphs: Open-vocabulary 3d scene graphs for perception and planning. In *2024 IEEE International Conference on Robotics and Automation (ICRA)*, pages 5021–5028. IEEE, 2024.
- [13] Muzhi Han, Yifeng Zhu, Song-Chun Zhu, Ying Nian Wu, and Yuke Zhu. Interpret: Interactive predicate learning from language feedback for generalizable task planning. *arXiv preprint arXiv:2405.19758*, 2024.
- [14] Malte Helmert. The fast downward planning system. *Journal of Artificial Intelligence Research*, 26:191–246, 2006.
- [15] Jonas Herzog, Jiangpin Liu, and Yue Wang. Domain-conditioned scene graphs for state-grounded task planning. *arXiv preprint arXiv:2504.06661*, 2025.
- [16] Jinbang Huang, Allen Tao, Rozilyn Marco, Miroslav Bogdanovic, Jonathan Kelly, and Florian Shkurti. Automated planning domain inference for task and motion planning. In *2025 IEEE International Conference on Robotics and Automation (ICRA)*, pages 12534–12540. IEEE, 2025.
- [17] N. Hughes, Y. Chang, and L. Carlone. Hydra: A real-time spatial perception system for 3D scene graph construction and optimization. 2022.
- [18] Eric Kolve, Roozbeh Mottaghi, Winson Han, Eli VanderBilt, Luca Weihs, Alvaro Herrasti, Daniel Gordon, Yuke Zhu, Abhinav Gupta, and Ali Farhadi. AI2-THOR: An Interactive 3D Environment for Visual AI. *arXiv*, 2017.
- [19] Wenhao Li, Zhiyuan Yu, Qijin She, Zhinan Yu, Yuqing Lan, Chenyang Zhu, Ruizhen Hu, and Kai Xu. Llm-enhanced scene graph learning for household rearrangement. In *SIGGRAPH Asia 2024 Conference Papers*, pages 1–11, 2024.
- [20] Weiyu Liu, Neil Nie, Ruohan Zhang, Jiayuan Mao, and Jiajun Wu. Learning compositional behaviors from demonstration and language. In *8th Annual Conference on Robot Learning*, 2024. URL <https://openreview.net/forum?id=r1rCXjCQX>.
- [21] Yuchen Liu, Luigi Palmieri, Sebastian Koch, Ilche Georgievski, and Marco Aiello. Delta: Decomposed efficient long-term robot task planning using large language models. *arXiv preprint arXiv:2404.03275*, 2024.
- [22] Andrea Micheli, Arthur Bit-Monnot, Gabriele Röger, Enrico Scala, Alessandro Valentini, Luca Framba, Alberto Rovetta, Alessandro Trapasso, Luigi Bonassi, Alfonso Emilio Gerevini, Luca Iocchi, Felix Ingrand, Uwe Köckemann, Fabio Patrizi, Alessandro Saetti, Ivan Serina, and Sebastian Stock. Unified planning: Modeling, manipulating and solving ai planning problems in python. *SoftwareX*, 29:102012, 2025. ISSN 2352-7110. doi: <https://doi.org/10.1016/j.softx.2024.102012>. URL <https://www.sciencedirect.com/science/article/pii/S2352711024003820>.
- [23] Emanuele Musumeci, Michele Brienza, Francesco Ar-

- genziano, Abdel Hakim Drid, Vincenzo Suriani, Daniele Nardi, and Domenico D Bloisi. Context matters! relaxing goals with llms for feasible 3d scene planning. *arXiv preprint arXiv:2506.15828*, 2025.
- [24] Anatoly O Onishchenko, Alexey K Kovalev, and Aleksandr I Panov. Lookplangraph: Embodied instruction following method with vlm graph augmentation. *arXiv preprint arXiv:2512.21243*, 2025.
  - [25] Krishan Rana, Jesse Haviland, Sourav Garg, Jad Abou-Chakra, Ian Reid, and Niko Suenderhauf. Sayplan: Grounding large language models using 3d scene graphs for scalable task planning. In *7th Annual Conference on Robot Learning*, 2023. URL <https://openreview.net/forum?id=wMpOMO0Ss7a>.
  - [26] Aaron Ray, Jacob Arkin, Harel Biggie, Chuchu Fan, Luca Carlone, and Nicholas Roy. Structured interfaces for automated reasoning with 3d scene graphs. *arXiv preprint arXiv:2510.16643*, 2025.
  - [27] Abdelrhman Werby, Chenguang Huang, Martin Büchner, Abhinav Valada, and Wolfram Burgard. Hierarchical open-vocabulary 3d scene graphs for language-grounded robot navigation. In *First Workshop on Vision-Language Models for Navigation and Manipulation at ICRA 2024*, 2024.
  - [28] Abdelrhman Werby, Dennis Rotondi, Fabio Scaparro, and Kai O Arras. Keysg: Hierarchical keyframe-based 3d scene graphs. *arXiv preprint arXiv:2510.01049*, 2025.
  - [29] Lio Wong, Jiayuan Mao, Pratyusha Sharma, Zachary S. Siegel, Jiahai Feng, Noa Korneev, Joshua B. Tenenbaum, and Jacob Andreas. Learning adaptive planning representations with natural language guidance. In *International Conference on Learning Representations (ICLR)*, 2024.
  - [30] Haoming Ye, Yunxiao Xiao, Cewu Lu, and Panpan Cai. Unidomain: Pretraining a unified PDDL domain from real-world demonstrations for generalizable robot task planning. In *The Thirty-ninth Annual Conference on Neural Information Processing Systems*, 2025.
  - [31] Wenqi Zhang, Mengna Wang, Gangao Liu, Xu Huixin, Yiwei Jiang, Yongliang Shen, Guiyang Hou, Zhe Zheng, Hang Zhang, Xin Li, et al. Embodied-reasoner: Synergizing visual search, reasoning, and action for embodied interactive tasks. *arXiv preprint arXiv:2503.21696*, 2025.

## APPENDIX

### A. Algorithm Pseudocode

We summarize the domain expansion pseudocode in III, covering (1) move and door modeling, (2) bimanual coordination expansion, (3) action cost modeling via travel costs and per-action costs. To make the operator rewriting step concrete, Fig. 2 visualizes the AST transformation on a representative action: (*pick\_from\_bowl*).

IV describes the problem construction pipeline, which first retrieves task-relevant key nodes from a textual index, compresses the map accordingly, extracts object/state/goal predicates from the associated images, and finally injects robot state, topological and cost constraints before calling a standard PDDL planner.

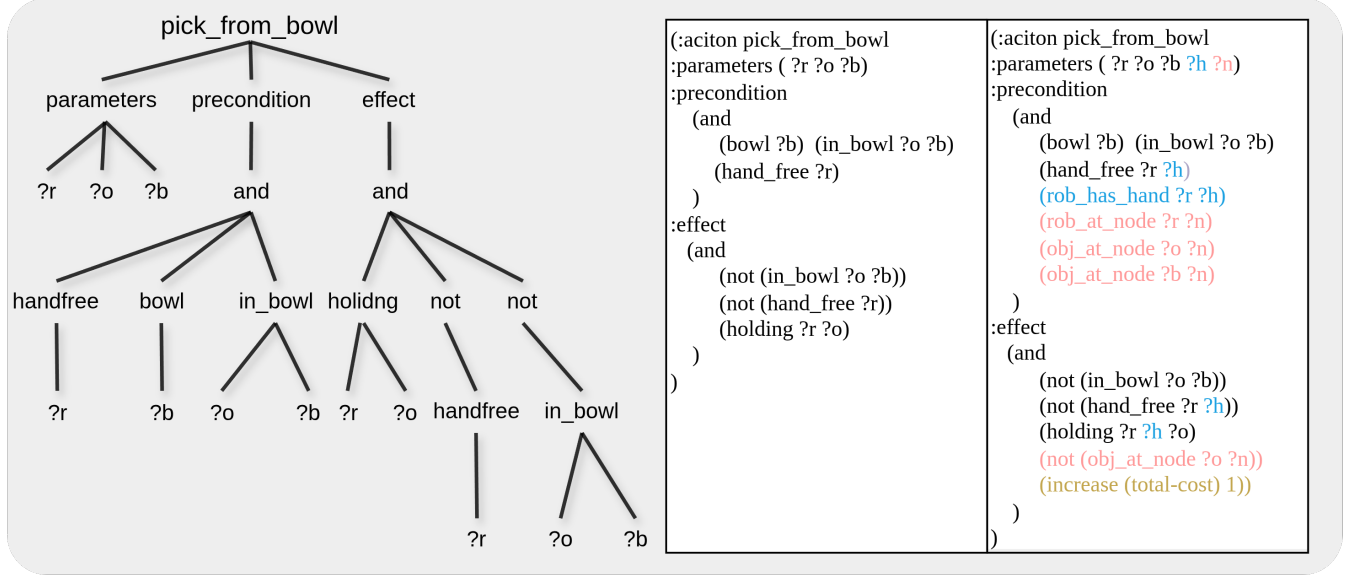


Fig. 2: AST-based operator rewriting for domain expansion on *pick\_from\_bowl*. Left: the parsed AST exposing the syntactic structure of parameters, precondition, and effect. Middle: the original action schema. Right: the expanded schema after rewriting, where blue denotes arm-utility predicates, red denotes topological-state predicates, and orange denotes cost predicates.

TABLE III: Domain Expansion Pseudocode

(1) Move and Door	(2) Bimanual Coordination	(3) Action Costs
<p><i>Input:</i> Base Domain <math>D</math>, Anchors: <math>hand\_free</math>, <math>holding</math></p> $D \leftarrow D \cup \left\{ (rob\_at\_node \ ?r \ ?n), \right. \\ \left. (obj\_at\_node \ ?o \ ?n) \right\}$ <p><b>For</b> operator in <math>D</math>:</p> <p>operator.parameters.add(<math>?n</math>)</p> <p>operator.precondition.add(<math>(rob\_at\_node \ ?r \ ?n)</math>)</p> <p><b>For</b> parameter <math>?o</math> in operator.params <math>\setminus \{?r, ?n\}</math>:</p> <p><b>if</b> <math>?o \notin</math> precondition(<math>holding \ ?r \ ?o</math>):</p> <p>operator.precondition.add(<math>(obj\_at\_node \ ?o \ ?n)</math>)</p> <p><b>if</b> <math>?o \in</math> effect(<math>holding \ ?r \ ?o</math>):</p> <p>operator.effect.add(<math>\neg(obj\_at\_node \ ?o \ ?n)</math>)</p> <p><b>if</b> <math>?o \in</math> effect(<math>\neg(holding \ ?r \ ?o)</math>):</p> <p>operator.effect.add(<math>(obj\_at\_node \ ?o \ ?n)</math>)</p> $D \leftarrow D \cup \left\{ (has\_door \ ?n1 \ ?n2), \right. \\ \left. (connected \ ?n1 \ ?n2), \right. \\ \left. move\_robot, \right. \\ \left. open\_door \right\}$	<p><i>Input:</i> Base Domain <math>D</math>, Anchors: <math>hand\_free</math>, <math>holding</math></p> <p><math>(hand\_free \ ?r) \rightarrow (hand\_free \ ?r \ ?h)</math></p> <p><math>(holding \ ?r \ ?o) \rightarrow (holding \ ?r \ ?h \ ?o)</math></p> <p><math>D \leftarrow D \cup \{(rob\_has\_hand \ ?r \ ?h)\}</math></p> <p><b>For</b> operator in <math>D</math>:</p> <p><b>if</b> <math>(hand\_free \ ?r) \in</math> operator:</p> <p>operator.parameters.add(<math>?h</math>)</p> <p><math>(hand\_free \ ?r) \rightarrow (hand\_free \ ?r \ ?h)</math></p> <p><b>if</b> <math>(holding \ ?r \ ?o) \in</math> operator:</p> <p>operator.parameters.add(<math>?h</math>)</p> <p><math>(holding \ ?r \ ?o) \rightarrow (holding \ ?r \ ?h \ ?o)</math></p>	<p><i>Input:</i> Base Domain <math>D</math></p> <p><math>D \leftarrow D \cup \{(travel\_cost \ ?n1 \ ?n2)\}</math></p> <p>move_robot.effect.add(   (increase (total-cost) (travel_cost   <math>?n1 \ ?n2</math>)) )</p> <p><b>For</b> operator in <math>D \setminus \{move\_robot\}</math>:</p> <p>operator.effect.add(   (increase (total-cost) 1) )</p>

TABLE IV: Problem Construction Pseudocode

**Algorithm: Problem Construction**

**Input:** Full Map  $M$ , Expanded Domain  $D$ , Task Instruction  $T$ , Textual Index  $I$

$key\_nodes = \text{LLM}(T, I)$

$compressed\_map = \text{Compress}(M, key\_nodes \cup \{robot\_node\})$

$Objects, Init, Goal = \emptyset$

// Robot Initialization

$Objects = Objects \cup \{robot, arms\}$

$Init = Init \cup \{(robot\_has\_arm, robot, arms)\}$

// Object State Extraction via VLM

$Objects, Init, Goal = \text{VLM}(T, D, key\_nodes)$

**For**  $key\_node$  in  $key\_nodes$ :

**For**  $object$  in  $key\_node$ :

$Init = Init \cup \{(object\_at\_node, key\_node)\}$

// Map Knowledge Injection

$Objects, Init = \text{Injection}(compressed\_map)$

$P = Objects \cup Init \cup Goal$

$Plan = \text{PDDL\_Planner}(D, P)$

## B. Full Task List

We collected 50 real-world tasks from humans and group them by difficulty (Simple/Moderate/Compositional) based on asset nodes and horizon length. The complete task list is as follows.

### — Simple Tasks (1–10) —

- 1 task 1: Place a block on the table in office 613.
- 2 task 2: Place a bottle of water from the storage room on the table in office 612.
- 3 task 3: Place the mango into the fridge.
- 4 task 4: There is an apple in the fridge. Place it on the table in office 604.
- 5 task 5: There is a pink block in the blue drawer in the storage room. Place it on the table in office 606.
- 6 task 6: Place the black marker in office 610 on table 2 in office 608.
- 7 task 7: Hang the hat on the drying rack.
- 8 task 8: Open the curtain.
- 9 task 9: Turn on the lamp.
- 10 task 10: Fill a kettle with water and place it on kitchen table 1.

### — Moderate Tasks (11–40) —

- 11 task 11: There is an apple in the fridge. Wash it and put it on the middle plate in the kitchen.
- 12 task 12: Give me a cup of coffee. Place it on the table in office 612.
- 13 task 13: Give me a cup of boiled water. Place it on the table in office 608.
- 14 task 14: There is a bottle of milk in the fridge. Please give me a cup of milk. Place it on the table in office 601.
- 15 task 15: There is a bottle of milk in the fridge. Please give me a cup of heated milk. Place it on the table in office 605.
- 16 task 16: Water the flower using a kettle.
- 17 task 17: Place the empty bottle on the table in office 613 into the trash bin.
- 18 task 18: Put all fruits in the kitchen into the fridge.
- 19 task 19: There is a tomato in the fridge. Cut it on the cutting board leaning against the wall.
- 20 task 20: Scoop rice from the pot and pour it into the yellow bowl on kitchen table 1.
- 21 task 21: Stir the bowls using some tools on kitchen table 2.
- 22 task 22: Wash the cloth on the couch and hang it on the drying rack.
- 23 task 23: Fold the cloth on the couch and put it on the table in office 612.
- 24 task 24: Pour water from the leftmost bottle in office 613 into the rightmost cup in office 602.
- 25 task 25: The tables in office 608 are dirty. Wipe them clean.
- 26 task 26: Put my hat in office 604 into the orange drawer in the storage room.
- 27 task 27: I am going to work. Give me a mouse and put it on the table in office 612.
- 28 task 28: A kid is going to play with blocks in office 604. He prefers purple, red, blue, green from top to bottom on the table. Please help him to set up.
- 29 task 29: A kid played with blocks in office 604. Please help him to put all blocks into the black drawer in the storage room.
- 30 task 30: I need to work on my laptop. Please help me to turn it on in office 608.
- 31 task 31: My work is done in office 601. Please help me close the laptop, and put the mouse on the table in office 608.
- 32 task 32: I will go to France next week. Please give me a related book and place it on the table in office 614. Also, help me to turn the lamp on.
- 33 task 33: It's a nice day today. Open the windows to let some fresh air in.

34 task 34: Place the rightmost marker in office 610 into the black holder on the meeting  
table.  
35 task 35: There is a piece of bread in the fridge. Toast it and put it on the rightmost  
plate in the kitchen.  
36 task 36: Wipe the blackboard clean.  
37 task 37: Fill a kettle with water, pour it into the ice maker, and make some ice  
cubes.  
38 task 38: There is a new battery in the yellow drawer in the storage room. Replace the  
old one in the remote in office 614, and place the old one into the trash bin.  
39 task 39: I want to learn about toasting bread. Give me a related book and place it  
beside the toaster.  
40 task 40: I will meet some friends. Prepare two bottles of water from storage table 2  
and place them on the meeting table.

**— Compositional Tasks (41–50) —**

41 task 41: Prepare two cups of coffee and place them on the meeting table.  
42 task 42: Place the rightmost marker in office 610 into the white holder on the meeting  
table. Place the blue marker in office 610 into the white holder in office 611.  
43 task 43: There are a tomato and a piece of bread in the fridge. Toast the bread and  
put it on the rightmost plate in the kitchen. Put the tomato on the leftmost plate.  
44 task 44: Place the bottles with the white lid and black lid on the table in office 613  
into the trash bin. And put my hat into the blue drawer in the storage room.  
45 task 45: Help me turn the laptop on in office 608 and put a mouse beside it. And open  
the curtain.  
46 task 46: Wash the cloth on the couch and hang it on the drying rack. And hang the hat  
on the drying rack.  
47 task 47: Scoop rice from the pot and pour it into the bowl on kitchen table 1. And  
stir the bowls on kitchen table 2.  
48 task 48: There are a tomato and a milk bottle in the fridge. Put all fruits in the  
kitchen into the fridge. Place the tomato and milk bottle from the fridge onto kitchen  
table 2.  
49 task 49: Wash the apple in the fridge, put it on the table in office 612, fold the  
cloth from the couch, and place it on the same table.  
50 task 50: Make me a cup of boiled water. Place it on the table in office 608. And then  
water the flower.

### C. Visual-Topological Map Example

Figure 3 (an illustrative visual-topological map instance) used in our experiments is provided to clarify the underlying state abstraction. The example highlights the node taxonomy (pose/room/asset), the connectivity structure that supports navigation under door constraints, and the image-anchored assets that preserve local visual evidence for grounding.

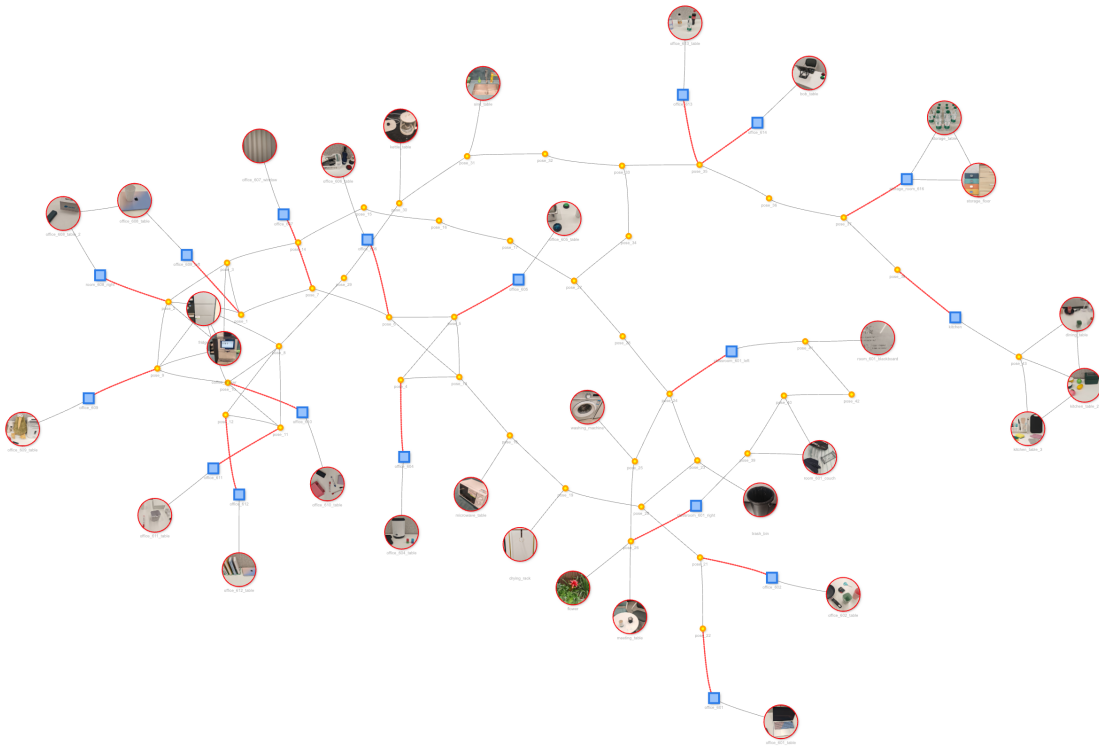


Fig. 3: Visual-topological map example, where yellow nodes represent pose nodes, blue nodes represent room nodes, and images denote asset nodes.

#### D. Textual Index Example

The following list provides the textual descriptions of the environment objects and their initial states, as indexed in the visual-topological map.

<b>fridge:</b>	one silver three-door refrigerator with stickers, next to one black water dispenser.
<b>drying_rack:</b>	drying rack with one hanging bar and one metal ring.
<b>coffee_maker:</b>	one automatic coffee machine with touchscreen, one bean hopper of coffee beans, one drip tray, and one sign on a countertop.
<b>office_614_table:</b>	office 614 table with one desk lamp, one remote control, and one wall power outlet with a plugged-in power adapter and cable.
<b>kettle_table:</b>	kettle table with one glass electric kettle, one kettle base, and power cords.
<b>washing_machine:</b>	one front-loading washing machine with control knob and digital display at the washing machine location.
<b>room_601_couch:</b>	room 601 couch with one racket bag, one cloth, and one metal rack.
<b>room_601_blackboard:</b>	room 601 blackboard with math equations, vectors, and Jacobian matrix written in black marker.
<b>microwave_table:</b>	microwave table with one microwave oven, one wall power outlet, one power cord, and one sign.
<b>sink_table:</b>	sink table with one sink basin, one faucet, one soap dispenser bottle, one cleaning spray bottle, stacked towels, cloth rags, a sponge brush, and a wall sign.
<b>office_601_table:</b>	office 601 table: one open laptop and one wireless mouse.
<b>office_602_table:</b>	office 602 table with one frying pan, one tape measure, one pair of scissors, and two cups/containers.
<b>office_605_table:</b>	office 605 table: one stainless steel container, one green push button, one blue push button, and one white cup.
<b>office_608_table:</b>	office 608 table has one closed MacBook laptop with a pink-blue cover and one white plastic cup.
<b>office_608_table_2:</b>	office 608 table 2 with a black case and a white tissue box.
<b>kitchen_table_2:</b>	kitchen table 2 with one two-slot toaster, two bowls, one green apple, one yellow mango, and one pink peach.
<b>flower:</b>	one red flower and several green foliage plants in the flower planter bed.
<b>storage_table:</b>	storage table with seven water bottles and two wall power outlets.
<b>office_610_table:</b>	office 610 table with one eyeglasses case, two sticky note stacks (pink and purple), and four whiteboard markers (1 blue, 1 black, 2 red).
<b>meeting_table:</b>	meeting table with one paper cup, one mesh pen holder, and two office chairs.
<b>storage_floor:</b>	storage floor with a four-drawer plastic organizer, a three-drawer wooden cabinet, and a cardboard box.
<b>kitchen_table_1:</b>	a dish rack with one yellow bowl and two plates, and one white slow cooker with glass lid.



<b>office_611_table:</b>	office 611 table with one paper cup, one cardboard box, one plastic bin, two red markers, one clear plastic handle device, and one black clip tool.
<b>office_613_table:</b>	office 613 table with four bottles: two water bottles, one clear drink bottle, and one soda bottle.
<b>office_612_table:</b>	office 612 table with a mesh pen holder (glue stick, pen, tape dispenser), one green book, a mint bookend holding four books, and one closed laptop.
<b>trash_bin:</b>	one black trash bin with a trash bag liner and metal handle (trash bin).
<b>office_604_table:</b>	office 604 table with one black cap, one white 8L bin, and two stacked block towers (red on green, blue on purple).
<b>office_607_window:</b>	office 607 window with closed vertical blinds and top window frame.
<b>office_606_table:</b>	office 606 table with one plastic basket holding a tissue box, stapler, organizers, cables and a cleaning brush, plus one folded umbrella, one pen cup with markers, and one red round button light.
<b>kitchen_table_3:</b>	kitchen table 3 with a utensil holder, two scissors, a knife, a spatula, a spoon, a black cutting board, two sponges, and two cleaning cloths.
<b>office_609_table:</b>	office 609 table with three stuffed animals (sloth plush, white dog plush, green bird plush), one ice maker machine, and one red frying pan.

### E. Base Domain and Expanded Domain

A selection of representative PDDL operators from the base domain is presented below

```
(:action fold_on_table
  :parameters (?r ?o ?t)
  :precondition (and (table ?t) (hand_free ?r) (unfolded ?o) (on_table ?o ?t))
  :effect (and (folded ?o) (not (unfolded ?o)))
)

(:action put_in_bin
  :parameters (?r ?o ?b)
  :precondition (and (holding ?r ?o) (bin ?b))
  :effect (and (in_bin ?o ?b) (hand_free ?r) (not (holding ?r ?o)))
)

(:action wipe_table
  :parameters (?r ?o ?t)
  :precondition (and (holding ?r ?o) (can_wipe_table ?o) (table ?t) (not (wiped ?t)))
  :effect (wiped ?t)
)

(:action turn_on_faucet
  :parameters (?r ?t)
  :precondition (and (hand_free ?r) (tap ?t) (not (is_on ?t)))
  :effect (and (is_on ?t))
)

(:action wash_under_faucet
  :parameters (?r ?o ?t)
  :precondition (and (holding ?r ?o) (tap ?t) (is_on ?t))
  :effect (and (washed ?o))
)

(:action turn_off_faucet
  :parameters (?r ?t)
  :precondition (and (hand_free ?r) (tap ?t) (is_on ?t))
  :effect (and (not (is_on ?t)))
)

(:action place_on_coffee_maker
  :parameters (?r ?c ?m)
  :precondition (and (holding ?r ?c) (cup ?c) (coffee_maker ?m))
  :effect (and (on_coffee_maker ?c ?m) (hand_free ?r) (not (holding ?r ?c)))
)

(:action pick_from_coffee_maker
  :parameters (?r ?c ?m)
  :precondition (and (hand_free ?r) (cup ?c) (coffee_maker ?m) (on_coffee_maker ?c ?m))
  :effect (and (not (on_coffee_maker ?c ?m)) (not (hand_free ?r)) (holding ?r ?c))
)

(:action fill_coffee_into_cup
  :parameters (?r ?c ?m)
  :precondition (and (hand_free ?r) (cup ?c) (coffee_maker ?m) (on_coffee_maker ?c ?m))
  :effect (and (filled_coffee ?c))
)

(:action open_laptop
  :parameters (?r ?l)
  :precondition (and (hand_free ?r) (laptop ?l) (not (is_open ?l)) (not (covered ?l)))
  :effect (and (is_open ?l))
)
```

```

)

(:action close_laptop
 :parameters (?r ?l)
 :precondition (and (hand_free ?r) (laptop ?l) (is_open ?l))
 :effect (and (not (is_open ?l))))
)

(:action turn_on_laptop
 :parameters (?r ?l)
 :precondition (and (hand_free ?r) (laptop ?l) (is_open ?l))
 :effect (and (is_on ?l)))
)

(:action turn_on_lamp
 :parameters (?r ?l)
 :precondition (and (hand_free ?r) (lamp ?l))
 :effect (and (is_on ?l)))
)

(:action close_window
 :parameters (?r ?w ?c)
 :precondition (and (hand_free ?r) (window ?w) (curtain ?c) (link ?w ?c) (is_open ?w)
 (is_open ?c))
 :effect (and (not (is_open ?w))))
)

(:action open_window
 :parameters (?r ?w ?c)
 :precondition (and (hand_free ?r) (window ?w) (curtain ?c) (link ?w ?c) (not (is_open
 ?w)) (is_open ?c))
 :effect (and (is_open ?w)))
)

(:action open_curtain
 :parameters (?r ?c)
 :precondition (and (hand_free ?r) (curtain ?c) (not (is_open ?c)))
 :effect (and (is_open ?c)))
)

(:action close_curtain
 :parameters (?r ?c)
 :precondition (and (hand_free ?r) (curtain ?c) (is_open ?c))
 :effect (and (not (is_open ?c))))
)

(:action wipe_blackboard
 :parameters (?r ?o ?b)
 :precondition (and (holding ?r ?o) (can_wipe_blackboard ?o) (blackboard ?b))
 :effect (and (wiped ?b)))
)

(:action open_remote
 :parameters (?r ?rm)
 :precondition (and (hand_free ?r) (remote ?rm) (not (is_open ?rm)))
 :effect (and (is_open ?rm)))
)

(:action close_remote
 :parameters (?r ?rm)
 :precondition (and (hand_free ?r) (remote ?rm) (is_open ?rm))
 :effect (and (not (is_open ?rm))))
)

```

```

)

(:action place_in_remote
:parameters (?r ?b ?rm)
:precondition (and (holding ?r ?b) (remote ?rm) (battery ?b) (is_open ?rm) (not
(has_battery ?rm)))
:effect (and (in_remote ?b ?rm) (hand_free ?r) (not (holding ?r ?b)) (has_battery
?rm)))
)

(:action pick_from_remote
:parameters (?r ?b ?rm)
:precondition (and (hand_free ?r) (remote ?rm) (battery ?b) (in_remote ?b ?rm)
(has_battery ?rm) (is_open ?rm))
:effect (and (not (in_remote ?b ?rm)) (not (hand_free ?r)) (holding ?r ?b) (not
(has_battery ?rm)))
)

```

The expanded domain incorporates mobile manipulation with spatial node constraints, door traversal, bimanual manipulation, and action cost modeling. A selection of the resulting refined operators, which define the enhanced robot capabilities, is presented below.

```

(:functions
(travel_cost ?n1 ?n2)
(total-cost)
)

(:action fold_on_table
:parameters (?r ?hand ?o ?t ?node)
:precondition (and (robot_has_hand ?r ?hand) (table ?t) (hand_free ?r ?hand)
(unfolded ?o) (on_table ?o ?t) (robot_at_node ?r ?node) (object_at_node ?o ?node)
(object_at_node ?t ?node))
:effect (and (folded ?o) (not (unfolded ?o)) (increase (total-cost) 1))
)

(:action put_in_bin
:parameters (?r ?hand ?o ?b ?node)
:precondition (and (robot_has_hand ?r ?hand) (holding ?r ?hand ?o) (bin ?b)
(robot_at_node ?r ?node) (object_at_node ?b ?node))
:effect (and (in_bin ?o ?b) (hand_free ?r ?hand) (not (holding ?r ?hand ?o))
(object_at_node ?o ?node) (increase (total-cost) 1))
)

(:action wipe_table
:parameters (?r ?hand ?o ?t ?node)
:precondition (and (robot_has_hand ?r ?hand) (holding ?r ?hand ?o) (can_wipe_table ?o)
(table ?t) (not (wiped ?t)) (robot_at_node ?r ?node) (object_at_node ?t ?node))
:effect (and (wiped ?t) (increase (total-cost) 1))
)

(:action turn_on_faucet
:parameters (?r ?hand ?t ?node)
:precondition (and (robot_has_hand ?r ?hand) (hand_free ?r ?hand) (tap ?t) (not (is_on
?t)) (robot_at_node ?r ?node) (object_at_node ?t ?node))
:effect (and (is_on ?t) (increase (total-cost) 1))
)

(:action wash_under_faucet
:parameters (?r ?hand ?o ?t ?node)
:precondition (and (robot_has_hand ?r ?hand) (holding ?r ?hand ?o) (tap ?t) (is_on ?t)

```

```

    (robot_at_node ?r ?node) (object_at_node ?t ?node))
:effect (and (washed ?o) (increase (total-cost) 1))
)

(:action turn_off_faucet
:parameters (?r ?hand ?t ?node)
:precondition (and (robot_has_hand ?r ?hand) (hand_free ?r ?hand) (tap ?t) (is_on ?t)
    (robot_at_node ?r ?node) (object_at_node ?t ?node))
:effect (and (not (is_on ?t)) (increase (total-cost) 1))
)

(:action place_on_coffee_maker
:parameters (?r ?hand ?c ?m ?node)
:precondition (and (robot_has_hand ?r ?hand) (holding ?r ?hand ?c) (cup ?c)
    (coffee_maker ?m) (robot_at_node ?r ?node) (object_at_node ?m ?node))
:effect (and (on_coffee_maker ?c ?m) (hand_free ?r ?hand) (not (holding ?r ?hand ?c))
    (object_at_node ?c ?node) (increase (total-cost) 1))
)

(:action pick_from_coffee_maker
:parameters (?r ?hand ?c ?m ?node)
:precondition (and (robot_has_hand ?r ?hand) (hand_free ?r ?hand) (cup ?c)
    (coffee_maker ?m) (on_coffee_maker ?c ?m) (robot_at_node ?r ?node) (object_at_node
    ?c ?node) (object_at_node ?m ?node))
:effect (and (not (on_coffee_maker ?c ?m)) (not (hand_free ?r ?hand)) (holding ?r ?hand
    ?c) (not (object_at_node ?c ?node)) (increase (total-cost) 1))
)

(:action fill_coffee_into_cup
:parameters (?r ?hand ?c ?m ?node)
:precondition (and (robot_has_hand ?r ?hand) (hand_free ?r ?hand) (cup ?c)
    (coffee_maker ?m) (on_coffee_maker ?c ?m) (robot_at_node ?r ?node) (object_at_node
    ?c ?node) (object_at_node ?m ?node))
:effect (and (filled_coffee ?c) (increase (total-cost) 1))
)

(:action open_laptop
:parameters (?r ?hand ?l ?node)
:precondition (and (robot_has_hand ?r ?hand) (hand_free ?r ?hand) (laptop ?l) (not
    (is_open ?l)) (not (covered ?l)) (robot_at_node ?r ?node) (object_at_node ?l ?node))
:effect (and (is_open ?l) (increase (total-cost) 1))
)

(:action close_laptop
:parameters (?r ?hand ?l ?node)
:precondition (and (robot_has_hand ?r ?hand) (hand_free ?r ?hand) (laptop ?l) (is_open
    ?l) (robot_at_node ?r ?node) (object_at_node ?l ?node))
:effect (and (not (is_open ?l)) (increase (total-cost) 1))
)

(:action turn_on_laptop
:parameters (?r ?hand ?l ?node)
:precondition (and (robot_has_hand ?r ?hand) (hand_free ?r ?hand) (laptop ?l) (is_open
    ?l) (robot_at_node ?r ?node) (object_at_node ?l ?node))
:effect (and (is_on ?l) (increase (total-cost) 1))
)

(:action turn_on_lamp
:parameters (?r ?hand ?l ?node)
:precondition (and (robot_has_hand ?r ?hand) (hand_free ?r ?hand) (lamp ?l)
    (robot_at_node ?r ?node) (object_at_node ?l ?node))
:effect (and (is_on ?l) (increase (total-cost) 1))
)

```

```

(:action close_window
:parameters (?r ?hand ?w ?c ?node)
:precondition (and (robot_has_hand ?r ?hand) (hand_free ?r ?hand) (window ?w) (curtain
?c) (link ?w ?c) (is_open ?w) (is_open ?c) (robot_at_node ?r ?node) (object_at_node
?w ?node) (object_at_node ?c ?node))
:effect (and (not (is_open ?w)) (increase (total-cost) 1))
)

(:action open_window
:parameters (?r ?hand ?w ?c ?node)
:precondition (and (robot_has_hand ?r ?hand) (hand_free ?r ?hand) (window ?w)
(curtain ?c) (link ?w ?c) (not (is_open ?w)) (is_open ?c) (robot_at_node ?r ?node)
(object_at_node ?w ?node) (object_at_node ?c ?node))
:effect (and (is_open ?w) (increase (total-cost) 1))
)

(:action open_curtain
:parameters (?r ?hand ?c ?node)
:precondition (and (robot_has_hand ?r ?hand) (hand_free ?r ?hand) (curtain ?c) (not
(is_open ?c)) (robot_at_node ?r ?node) (object_at_node ?c ?node))
:effect (and (is_open ?c) (increase (total-cost) 1))
)

(:action close_curtain
:parameters (?r ?hand ?c ?node)
:precondition (and (robot_has_hand ?r ?hand) (hand_free ?r ?hand) (curtain ?c) (is_open
?c) (robot_at_node ?r ?node) (object_at_node ?c ?node))
:effect (and (not (is_open ?c)) (increase (total-cost) 1))
)

(:action wipe_blackboard
:parameters (?r ?hand ?o ?b ?node)
:precondition (and (robot_has_hand ?r ?hand) (holding ?r ?hand ?o) (can_wipe_blackboard
?o) (blackboard ?b) (robot_at_node ?r ?node) (object_at_node ?b ?node))
:effect (and (wiped ?b) (increase (total-cost) 1))
)

(:action open_remote
:parameters (?r ?hand ?rm ?node)
:precondition (and (robot_has_hand ?r ?hand) (hand_free ?r ?hand) (remote ?rm) (not
(is_open ?rm)) (robot_at_node ?r ?node) (object_at_node ?rm ?node))
:effect (and (is_open ?rm) (increase (total-cost) 1))
)

(:action close_remote
:parameters (?r ?hand ?rm ?node)
:precondition (and (robot_has_hand ?r ?hand) (hand_free ?r ?hand) (remote ?rm) (is_open
?rm) (robot_at_node ?r ?node) (object_at_node ?rm ?node))
:effect (and (not (is_open ?rm)) (increase (total-cost) 1))
)

(:action place_in_remote
:parameters (?r ?hand ?b ?rm ?node)
:precondition (and (robot_has_hand ?r ?hand) (holding ?r ?hand ?b) (remote ?rm)
(battery ?b) (is_open ?rm) (not (has_battery ?rm)) (robot_at_node ?r ?node)
(object_at_node ?rm ?node))
:effect (and (in_remote ?b ?rm) (hand_free ?r ?hand) (not (holding ?r ?hand ?b))
(object_at_node ?b ?node) (has_battery ?rm) (increase (total-cost) 1))
)

(:action pick_from_remote
:parameters (?r ?hand ?b ?rm ?node)

```

```
:precondition (and (robot_has_hand ?r ?hand) (hand_free ?r ?hand) (remote ?rm) (battery
  ?b) (in_remote ?b ?rm) (has_battery ?rm) (is_open ?rm) (robot_at_node ?r ?node)
  (object_at_node ?b ?node) (object_at_node ?rm ?node))
:effect (and (not (in_remote ?b ?rm)) (not (hand_free ?r ?hand)) (holding ?r ?hand ?b)
  (not (object_at_node ?b ?node)) (not (has_battery ?rm)) (increase (total-cost) 1))
)

(:action move_robot
:parameters (?r ?from ?to)
:precondition (and (robot_at_node ?r ?from) (connected ?from ?to))
:effect (and (robot_at_node ?r ?to) (not (robot_at_node ?r ?from)) (increase
  (total-cost) (travel_cost ?from ?to)))
)

(:action open_door
:parameters (?r ?hand ?from ?to)
:precondition (and (robot_has_hand ?r ?hand) (robot_at_node ?r ?from) (has_door ?from
  ?to) (hand_free ?r ?hand) (not (connected ?from ?to)))
:effect (and (connected ?from ?to) (connected ?to ?from) (increase (total-cost) 1))
)
```

## F. Baselines

As SayPlan and DELTA require a text-only scene graph as the environmental representation for task planning, we prompt a VLM to convert the images anchored at asset nodes into localized textual descriptions in JSON format. Specifically, we prompt the VLM to generate: (1) a unique object name, category, and affordances (e.g., turn on, turn off, support); (2) object attributes (e.g., color, shape, size); and (3) relations with other objects on the same asset node (e.g., on, left\_of). An example is shown below:

```
{
  "office_612_table": {
    "desk_1": {"category": "furniture", "affordance": ["support_objects", "place_on"],
      "state": "static", "attributes": ["white", "flat_surface"], "relation": {"against":
        "wall_1"}},
    "wall_1": {"category": "structure", "affordance": ["support_against"], "state":
      "static", "attributes": ["textured", "vertical"]},
    "pen_cup_1": {
      "category": "container", "affordance": ["contain", "hold", "organize"], "state":
        "upright",
      "attributes": ["black", "mesh", "cylindrical"], "relation": {"on": "desk_1",
        "left_of": "book_holder_1"}
    },
    "marker_1": {"category": "stationery", "affordance": ["write", "mark"], "state":
      "capped", "attributes": ["white_body", "red_cap", "blue_markings"], "relation": {"in":
        "pen_cup_1", "on": "desk_1"}},
    "scissors_1": {"category": "tool", "affordance": ["cut"], "state": "closed",
      "attributes": ["teal_handles"], "relation": {"in": "pen_cup_1", "on": "desk_1"}},
    "pen_1": {"category": "stationery", "affordance": ["write"], "state": "stored",
      "attributes": ["blue"], "relation": {"in": "pen_cup_1", "on": "desk_1"}},
    "green_book_or_box_1": {
      "category": "book", "affordance": ["read", "store"], "state": "closed", "attributes":
        ["dark_green", "rectangular"],
      "relation": {"on": "desk_1", "behind": "pen_cup_1", "left_of": "book_holder_1"}
    },
    "book_holder_1": {
      "category": "organizer", "affordance": ["hold", "organize", "separate"], "state":
        "upright",
      "attributes": ["mint_green", "metal", "multi_slot"], "relation": {"on": "desk_1",
        "right_of": "pen_cup_1", "left_of": "laptop_1"}
    },
    "book_1": {"category": "book", "affordance": ["read", "open", "store"], "state":
      "upright_closed", "attributes": ["white_cover", "large_print_spine"], "relation":
        {"in": "book_holder_1", "left_of": "book_2", "on": "desk_1"}},
    "book_2": {"category": "book", "affordance": ["read", "open", "store"], "state":
      "upright_closed", "attributes": ["yellow_spine"], "relation": {"in": "book_holder_1",
        "right_of": "book_1", "left_of": "book_3", "on": "desk_1"}},
    "book_3": {"category": "book", "affordance": ["read", "open", "store"], "state":
      "upright_closed", "attributes": ["light_blue_spine", "title_visible"], "relation":
        {"in": "book_holder_1", "right_of": "book_2", "left_of": "book_4", "on": "desk_1"}},
    "book_4": {"category": "book", "affordance": ["read", "open", "store"], "state":
      "upright_closed", "attributes": ["light_pink_or_white_cover"], "relation": {"in":
        "book_holder_1", "right_of": "book_3", "on": "desk_1"}},
    "laptop_1": {"category": "electronics", "affordance": ["open", "close", "compute",
      "charge"], "state": "closed", "attributes": ["silver", "gradient_case_blue_pink"],
      "relation": {"on": "desk_1", "right_of": "book_holder_1"}}
  },
  "sink_table": {
    "countertop_1": {"category": "fixed_asset", "affordance": ["support", "place_on",
      "wipe"], "state": "dry", "attributes": ["blue_green", "flat"], "relation": {}},
    "sink_basin_1": {"category": "fixed_asset", "affordance": ["contain", "wash", "drain"],
      "state": "empty", "attributes": ["stainless_steel", "rectangular"], "relation":
        {"inset_in": "countertop_1", "below": "faucet_1"}},
    "faucet_1": {"category": "fixture", "affordance": ["turn_on", "turn_off",
      "dispense_water"], "state": "off", "attributes": ["metallic", "gooseneck"], "relation":
        {"mounted_on": "countertop_1", "above": "sink_basin_1"}},
  }
}
```



```

"drain_strainer_1": {"category": "plumbing_component", "affordance": ["drain"],
"state": "in_place", "attributes": ["metal", "circular"], "relation": {"in":
"sink_basin_1", "at": "sink_basin_1"}},
"soap_dispenser_1": {"category": "container", "affordance": ["grasp", "pump",
"dispense"], "state": "closed", "attributes": ["green", "plastic", "pump_top"],
"relation": {"on": "countertop_1", "behind": "sink_basin_1", "left_of": "faucet_1"}},
"cleaner_bottle_1": {"category": "container", "affordance": ["grasp", "pour", "store"],
"state": "closed", "attributes": ["yellow", "tall", "orange_cap", "labeled"],
"relation": {"on": "countertop_1", "behind": "sink_basin_1", "right_of": "faucet_1"}},
"cleaning_cloths_stack_1": {"category": "cleaning_item", "affordance": ["grasp",
"wipe", "fold"], "state": "folded", "attributes": ["green", "stacked", "cloth"],
"relation": {"on": "countertop_1", "left_of": "sink_basin_1", "against":
"backsplash_1"}},
"rags_pile_1": {"category": "cleaning_item", "affordance": ["grasp", "wipe"],
"state": "crumpled", "attributes": ["light_colored", "cloth"], "relation": {"on":
countertop_1", "in_front_of": "cleaning_cloths_stack_1", "left_of": "sink_basin_1"}},
"dish_brush_1": {"category": "cleaning_tool", "affordance": ["grasp", "scrub"],
"state": "idle", "attributes": ["gray_handle", "yellow_head", "handheld"], "relation":
{"on": "countertop_1", "left_of": "sink_basin_1", "in_front_of": "rags_pile_1"}},
"backsplash_1": {"category": "structure", "affordance": ["support_mounting"], "state":
"static", "attributes": ["blue_green", "vertical_surface"], "relation": {"behind":
countertop_1"}}
}
}

```

1) **SayPlan Adaptation:** After converting the multi-modal scene representation into a text-only scene graph (by replacing each image anchored at an asset node with a local textual description), we adapt SayPlan to our setting by introducing an contracted graph view and a customized expand/contract interface for efficient semantic search and planning.

a) **Contracted graph initialization:** To obtain an initially contracted scene graph view, we apply the following simplifications: (1) Pose nodes are omitted from the LLM-facing graph state to reduce graph size and improve semantic search efficiency; and (2) all asset nodes are initialized as contracted (collapsed). In the initial view, assets are visible by name but do not expose their internal object descriptions. The environment state presented to the LLM consists of: (i) the current\_location, (ii) visible\_assets in the current area (collapsed by default), (iii) connected\_rooms/areas with door status, and (iv) a list of expandable\_nodes. This yields a lightweight representation for Stage-1 semantic search while preserving the topology needed for navigation and task grounding. The initial view of the contracted scene graph is shown below:

```

{
  "connected_rooms": [
    {"door": "closed", "name": "office_604", "status": "collapsed", "type": "Room"},
    {"door": "closed", "name": "office_605", "status": "collapsed", "type": "Room"},
    {"door": "closed", "name": "office_606", "status": "collapsed", "type": "Room"},
    {"door": "closed", "name": "office_607", "status": "collapsed", "type": "Room"},
    {"door": "closed", "name": "office_612", "status": "collapsed", "type": "Room"},
    {"door": "closed", "name": "office_609", "status": "collapsed", "type": "Room"},
    {"door": "closed", "name": "office_610", "status": "collapsed", "type": "Room"},
    {"door": "closed", "name": "office_611", "status": "collapsed", "type": "Room"},
    {"door": "closed", "name": "office_608_left", "status": "collapsed", "type": "Room"},
    {"door": "closed", "name": "room_608_right", "status": "collapsed", "type": "Room"},
    {"door": "closed", "name": "storage_room_616", "status": "collapsed", "type": "Room"},
    {"door": "closed", "name": "office_614", "status": "collapsed", "type": "Room"},
    {"door": "closed", "name": "kitchen", "status": "collapsed", "type": "Room"},
    {"door": "closed", "name": "office_601", "status": "collapsed", "type": "Room"},
    {"door": "closed", "name": "office_602", "status": "collapsed", "type": "Room"},
    {"door": "closed", "name": "classroom_601_left", "status": "collapsed", "type":
    "Room"},
    {"door": "closed", "name": "classroom_601_right", "status": "collapsed", "type":
    "Room"},
    {"door": "closed", "name": "office_613", "status": "collapsed", "type": "Room"}
  ],
  "expandable_nodes": ["office_604", "office_605", "office_606", "office_607",
    "office_612", "office_609", "office_610", "office_611", "office_608_left",

```

```

    "room_608_right", "storage_room_616", "office_614", "kitchen", "office_601",
    "office_602", "classroom_601_left", "classroom_601_right", "office_613"],
    "visible_assets": [
      {"name": "coffee_maker", "status": "collapsed", "type": "Asset"}, {"name": "fridge",
      "status": "collapsed", "type": "Asset"},
      {"name": "microwave_table", "status": "collapsed", "type": "Asset"}, {"name":
      "drying_rack", "status": "collapsed", "type": "Asset"},
      {"name": "kettle_table", "status": "collapsed", "type": "Asset"}, {"name":
      "sink_table", "status": "collapsed", "type": "Asset"},
      {"name": "trash_bin", "status": "collapsed", "type": "Asset"}, {"name":
      "washing_machine", "status": "collapsed", "type": "Asset"},
      {"name": "flower", "status": "collapsed", "type": "Asset"}, {"name": "meeting_table",
      "status": "collapsed", "type": "Asset"}
    ]
  }
}

```

**b) Expand/contract behavior:** We follow the same high-level interaction pattern as SayPlan (i.e., expand, contract, terminate), but modify the expansion semantics to match our multi-modal-to-text conversion and improve search efficiency:

- Expanding an asset node reveals the localized scene graph anchored to that asset (from `text_scene_graph.json`), including object names/categories/affordances/attributes and intra-asset relations.
- Expanding a room/area node expands all asset nodes inside that room/area at once. This reduces the number of semantic-search steps, since a single room expansion exposes all asset-level object descriptions within it.
- Contracting a node hides its expanded details and restores the compact view (assets/rooms revert to `collapsed`).

In our JSON state, each expandable entity is explicitly marked with a `status` field in `{collapsed, expanded}`, enabling the LLM to reason over visibility and decide the next search action.

**c) Path planner and move post-processing:** For motion planning, the LLM is allowed to output high-level `move(...)` actions between graph nodes, subject to door constraints (i.e., traversal is invalid if a closed door lies on the route). We then apply a deterministic post-processing step:

- A Dijkstra-based path planner expands each high-level `move` into a sequence of intermediate `move` actions along the shortest path.
- To keep door interactions well-formed, when the target is a room node the expanded path stops at the pre-door node, so that a subsequent `open_door(...)` can be executed before entering the room; after `open_door(...)`, the post-processor inserts the minimal moves needed to cross the doorway and proceed inside.

This separation keeps the LLM plan concise while guaranteeing executable navigation sequences under the environment’s door dynamics.

**2) DELTA Adaptation:** We adapt DELTA to our multi-modal setting by modifying three components to better align with our pipeline implementation: *domain construction*, *scene graph pruning*, and *autoregressive sub-task planning*.

**a) Domain selection from an expanded reference domain:** Directly generating a household PDDL domain from natural-language descriptions is difficult and often unstable. Instead, we first construct an expanded, feature-complete reference domain by enabling the required capabilities (e.g., mobility, multi-arm manipulation, and door interactions). We then prompt the LLM to perform domain selection conditioned on the task instruction, i.e., to select a relevant subset of actions and predicates from the reference domain. This design reduces generation complexity while keeping the resulting domain compatible with downstream PDDL planning.

**b) Asset-aware pruning on the text-only scene graph:** For pruning, we leverage the text-only scene graph derived from images. We first extract an asset-indexed inventory of object names, where each asset node (e.g., a table or cabinet) is mapped to the list of object instances anchored on it. The LLM is then prompted with this inventory and asked to retain task-relevant object nodes based on the instruction. Given the selected objects, we prune the scene graph by (i) filtering each asset’s object list to the retained subset, and (ii) pruning the entire asset node if it contains no retained objects. To preserve global navigability, we keep all structural nodes (e.g., rooms and poses) and only remove irrelevant asset nodes. In the final pruned representation, the retained object descriptions are attached directly to their corresponding asset nodes via an `objects` field, rather than being stored as a separate top-level text graph.

**c) Autoregressive sub-task planning with VALSTEP state propagation:** We implement autoregressive sub-task planning by decomposing the overall goal into a sequence of PDDL sub-goals and solving them step-by-step. After obtaining a plan for each sub-goal, we use VALSTEP (from the VAL tool) to execute the plan and extract the resulting state. Concretely, we parse the next problem file produced by VALSTEP and reuse its `:init` block as the initial state for the subsequent sub-goal. This yields consistent state transitions across sub-goals and produces a final plan by concatenating all per-subgoal plans.

### G. Simulation Environment Details

The environment uses the same topological map and experimental settings (single-/dual-arm, with/without doors) as those in the evaluation tasks. For all asset nodes, human experts implemented the object types, relationships, and object names according to the task specifications.

*a) Unified Action Interface.:* For all methods, the environment accepts a unified action-sequence format with 17 action types: `pick`, `place_in`, `place_on`, `place_under`, `open`, `close`, `pour`, `cut`, `stir`, `scoop`, `fold`, `wipe`, `turn_on`, `turn_off`, `hang_on`, `open_door`, and `move`. The interfaces are as follows:

- `pick(robot, hand, obj)`: The robot robot picks up object obj using hand.
- `place_in(robot, hand, obj)`: The robot robot places the object held in hand into container obj (e.g., a drawer).
- `place_on(robot, hand, obj)`: The robot robot places the object held in hand onto surface obj (e.g., a table).
- `open(robot, hand, obj)`: The robot robot opens container obj using hand.
- `close(robot, hand, obj)`: The robot robot closes container obj using hand.
- `place_under(robot, hand, obj)`: The robot robot places the object held in hand under obj (e.g., a faucet) while still holding it.
- `pour(robot, hand, obj)`: The robot robot pours from the object held in hand into object obj.
- `cut(robot, hand, obj)`: The robot robot cuts object obj using the object held in hand (e.g., a knife).
- `stir(robot, hand, obj)`: The robot robot stirs object obj using the object held in hand (e.g., a spoon).
- `scoop(robot, hand, obj)`: The robot robot scoops from object obj using the object held in hand (e.g., a rice paddle).
- `fold(robot, hand, obj)`: The robot robot folds object obj using hand.
- `wipe(robot, hand, obj)`: The robot robot wipes object obj using the object held in hand (e.g., a cloth).
- `turn_on(robot, hand, obj)`: The robot robot turns on object obj (e.g., a faucet or microwave) using hand.
- `turn_off(robot, hand, obj)`: The robot robot turns off object obj (e.g., a faucet or lamp) using hand.
- `hang_on(robot, hand, obj)`: The robot robot hangs object obj (e.g., a towel) on the object held in hand (e.g., a drying rack).
- `open_door(robot, hand, door_name)`: The robot robot opens a closed door door\_name using hand. The door\_name follows the format "door\_{node\_name\_1}\_{node\_name\_2}".
- `move(robot, to_node)`: The robot robot moves to location to\_node.

*b) Action Parsing.:* For *LLM as Planner* and *SayPlan*, we prompt the LLM to output the specified action format directly (e.g., `pick(robot, left_hand, apple)`). For *DELTA* and *UniPlan*, we implement a parameterized mapping table based on the domain operators. For example, a PDDL solver may output an operator (`put_in_bin robot left_hand black_cap_bottle_1 black_trashbin_1 trash_bin`), where `robot`, `left_hand`, `black_cap_empty_bottle_1`, `black_trash_bin_1`, and `trash_bin` denote the robot, the hand, the object held by the specified hand, the target container, and the asset-node name, respectively. We extract the required fields and parse the operator into the unified action format, e.g., `place_in(robot, left_hand, black_trash_bin_1)`. In practice, we only need to recognize the parameter indices required by each action type. The mapping table consists of Operator name  $\rightarrow$  Action type and the corresponding parameter indices.

*c) Object Grounding.:* After aligning action formats, we ground object references into the environment, because different methods may use different names for the same object (e.g., `apple_1` vs. `red_apple_1`). For each action sequence, we first track locations to determine where each object appears for the first time; we treat that node as the object’s initial node. We only map objects within the same asset node, because an object in asset node A generated by a method cannot correspond to an object in asset node B in the environment.

Within each asset node, for each method-specific object name, we evaluate two grounding approaches:

- 1) **Bipartite graph matching** using pairwise similarity:
  - **Fuzzy matching**: based on string distance. This is the fastest but cannot distinguish semantically similar names.
  - **Embedding-based matching**: using embedding models (e.g., BGE-M3, Qwen-3 Embedding) and reranking models (e.g., BGE-M3 Reranking, Qwen-3 Reranking). This is generally more accurate, but can still miss fine-grained semantics; for example, `white_table` may be incorrectly matched to `white_plate` instead of `table`.
- 2) **LLM-based matching**: the slowest but most accurate. We prompt the LLM with all objects within the same asset node and ask it to align the names. For accurate evaluation, we ultimately use this method.

## H. UniPlan Planning Process

With a given expanded domain, the full map, and the task instruction: “Prepare two cups of coffee and place them on the meeting table.” (Single-Arm with Door)

a) **Task-Oriented Retrieval:** In this stage, the LLM reasons over the task instruction and the textual index to retrieve the most relevant key nodes, thereby filtering out redundant environmental information.

```
"reasoning": "Task: make two cups of coffee and deliver them to the meeting table. The coffee must be brewed at the coffee_maker (source of coffee). Two cups are required; candidate nodes that visibly contain cups are relevant as potential containers (office_602_table has two cups/containers). The final destination is explicitly the meeting_table, so it must be included as the target. Other nodes (fridge, kettle_table, sink_table, etc.) are not strictly required from the given candidates to execute the minimal plan (brew coffee + pour into two cups + place on meeting table)."
```

```
"selected_nodes": ["coffee_maker", "office_602_table", "meeting_table"]
```

By selecting these key nodes, we significantly reduce the complexity of the scene graph. The resulting compressed map, which retains only the task-relevant topology and necessary objects, is illustrated in Figure 4.

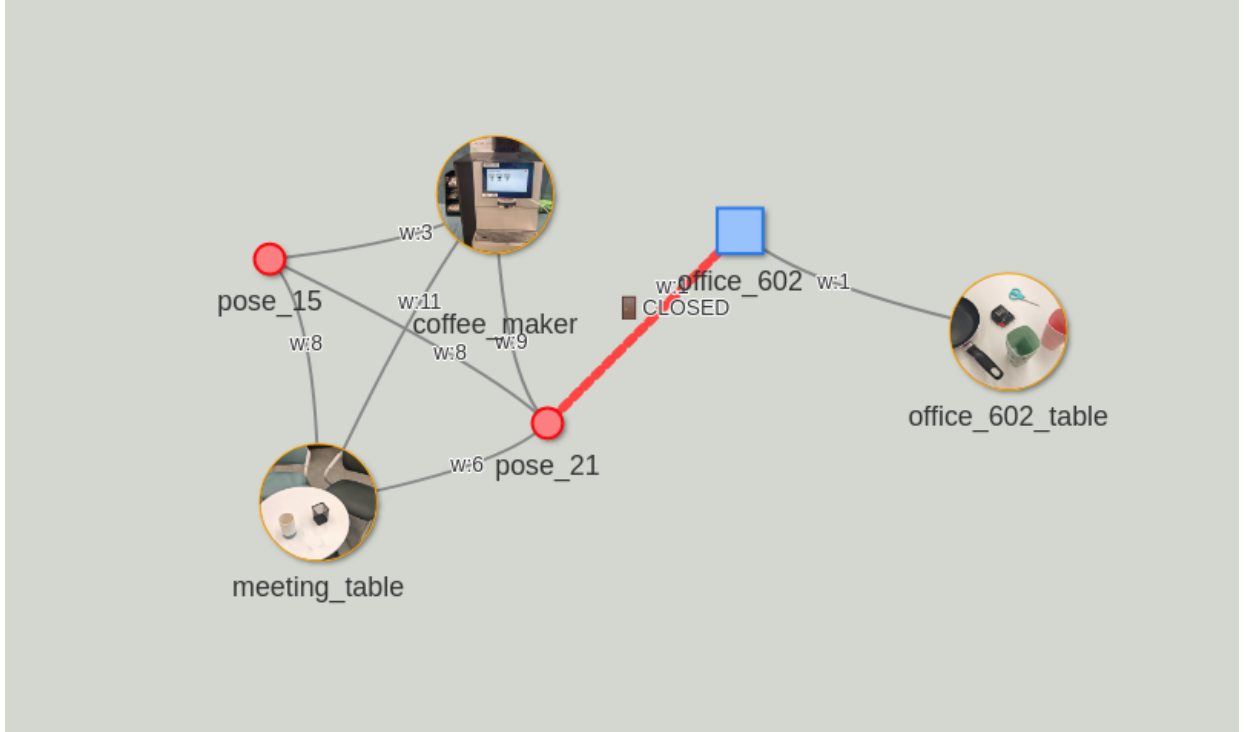


Fig. 4: The compressed map generated through task-oriented retrieval. It focuses on the coffee maker, office 602 table (for cups), and the meeting table, while maintaining the minimal topological connectivity required for navigation.

b) **VLM Grounding and State Extraction:** After compressing the map, the VLM performs visual grounding on the images associated with the key nodes. It extracts object instances, their current states, and initial logical predicates required for the PDDL problem.

```
{
  "reasoning": "Task: prepare two cups of coffee and place them on the meeting table. The coffee maker is available (image coffee_maker). Two cups are available on the office table (image office_602_table): a green cup and a pink cup. The meeting table (image meeting_table) already has one white cup and a black mesh holder on it; these are not required for the goal but indicate the destination surface...",
```

```

"objects": {
  "coffee_maker": ["coffee_maker_1"],
  "office_602_table": ["office_table_1", "green_cup_1", "pink_cup_1"],
  "meeting_table": ["meeting_table_1", "white_cup_1", "black_holder_1"]
},
"init": ["(coffee_maker coffee_maker_1)", "(table office_table_1)", "(cup green_cup_1)",
  "(cup pink_cup_1)", "(on_table green_cup_1 office_table_1)", "(on_table pink_cup_1
  office_table_1)", "(table meeting_table_1)", "(cup white_cup_1)", "(holder
  black_holder_1)", "(on_table white_cup_1 meeting_table_1)", "(on_table black_holder_1
  meeting_table_1)"],
"goal": "(and (filled_coffee green_cup_1) (filled_coffee pink_cup_1) (on_table
  green_cup_1 meeting_table_1) (on_table pink_cup_1 meeting_table_1))"
}

```

c) **Problem Construction:** The system automatically populates the PDDL problem file by injecting the VLM-extracted states and the topological constraints (connections and costs) from the compressed map.

```

(define (problem uniplan-problem)
  (:domain uniplan-domain)
  (:objects office_602 office_602_table pose_21 coffee_maker pose_15 meeting_table robot
    coffee_maker_1 office_table_1 green_cup_1 pink_cup_1 meeting_table_1 white_cup_1
    black_holder_1)
  (:init
    (coffee_maker coffee_maker_1) (table office_table_1) (cup green_cup_1) (cup
    pink_cup_1)
    (on_table green_cup_1 office_table_1) (on_table pink_cup_1 office_table_1)
    (table meeting_table_1) (cup white_cup_1) (holder black_holder_1)
    (on_table white_cup_1 meeting_table_1) (on_table black_holder_1 meeting_table_1)
    (connected office_602 office_602_table) (= (travel_cost office_602 office_602_table)
    1)
    (has_door office_602 pose_21) (= (travel_cost office_602 pose_21) 1)
    (connected pose_21 coffee_maker) (= (travel_cost pose_21 coffee_maker) 9)
    (robot_at_node robot pose_15) (hand_free robot)
    (object_at_node green_cup_1 office_602_table) (object_at_node coffee_maker_1
    coffee_maker)
    (= (total-cost) 0)
  )
  (:goal (and (filled_coffee green_cup_1) (filled_coffee pink_cup_1) (on_table
    green_cup_1 meeting_table_1) (on_table pink_cup_1 meeting_table_1)))
  (:metric minimize (total-cost))
)

```

d) **Plan Generation:** The PDDL planner finds the optimal sequence of actions based on the travel costs and task constraints. The generated plan is shown below:

```

(move_robot robot pose_15 pose_21)
(open_door robot pose_21 office_602)
(move_robot robot pose_21 office_602)
(move_robot robot office_602 office_602_table)
(pick_from_table robot green_cup_1 office_table_1 office_602_table)
(move_robot robot office_602_table office_602)
(move_robot robot office_602 pose_21)
(move_robot robot pose_21 coffee_maker)
(place_on_coffee_maker robot green_cup_1 coffee_maker_1 coffee_maker)
(fill_coffee_into_cup robot green_cup_1 coffee_maker_1 coffee_maker)
(pick_from_coffee_maker robot green_cup_1 coffee_maker_1 coffee_maker)
(move_robot robot coffee_maker meeting_table)
(place_on_table robot green_cup_1 meeting_table_1 meeting_table)

```

```

(move_robot robot meeting_table pose_21)
(move_robot robot pose_21 office_602)
(move_robot robot office_602 office_602_table)
(pick_from_table robot pink_cup_1 office_table_1 office_602_table)
(move_robot robot office_602_table office_602)
(move_robot robot office_602 pose_21)
(move_robot robot pose_21 coffee_maker)
(place_on_coffee_maker robot pink_cup_1 coffee_maker_1 coffee_maker)
(fill_coffee_into_cup robot pink_cup_1 coffee_maker_1 coffee_maker)
(pick_from_coffee_maker robot pink_cup_1 coffee_maker_1 coffee_maker)
(move_robot robot coffee_maker meeting_table)
(place_on_table robot pink_cup_1 meeting_table_1 meeting_table)

; cost = 73 (general cost)

```

*e) Final Plan Expansion:* To execute the task in the actual environment, the compressed movement actions are expanded into fine-grained, point-to-point navigation sequences. The complete and executable final plan is detailed below:

```

(move_robot robot pose_15 pose_16)
(move_robot robot pose_16 pose_17)
(move_robot robot pose_17 pose_27)
(move_robot robot pose_27 pose_28)
(move_robot robot pose_28 pose_24)
(move_robot robot pose_24 pose_23)
(move_robot robot pose_23 pose_20)
(move_robot robot pose_20 pose_21)
(open_door robot pose_21 office_602)
(move_robot robot pose_21 office_602)
(move_robot robot office_602 office_602_table)
(pick_from_table robot green_cup_1 office_table_1 office_602_table)
(move_robot robot office_602_table office_602)
(move_robot robot office_602 pose_21)
(move_robot robot pose_21 pose_20)
(move_robot robot pose_20 pose_19)
(move_robot robot pose_19 pose_18)
(move_robot robot pose_18 pose_13)
(move_robot robot pose_13 pose_6)
(move_robot robot pose_6 pose_7)
(move_robot robot pose_7 pose_1)
(move_robot robot pose_1 pose_3)
(move_robot robot pose_3 coffee_maker)
(place_on_coffee_maker robot green_cup_1 coffee_maker_1 coffee_maker)
(fill_coffee_into_cup robot green_cup_1 coffee_maker_1 coffee_maker)
(pick_from_coffee_maker robot green_cup_1 coffee_maker_1 coffee_maker)
(move_robot robot coffee_maker pose_3)
(move_robot robot pose_3 pose_14)
(move_robot robot pose_14 pose_15)
(move_robot robot pose_15 pose_16)
(move_robot robot pose_16 pose_17)
(move_robot robot pose_17 pose_27)
(move_robot robot pose_27 pose_28)
(move_robot robot pose_28 pose_24)
(move_robot robot pose_24 pose_25)
(move_robot robot pose_25 pose_26)
(move_robot robot pose_26 meeting_table)
(place_on_table robot green_cup_1 meeting_table_1 meeting_table)
(move_robot robot meeting_table pose_26)

```

```
(move_robot robot pose_26 pose_25)
(move_robot robot pose_25 pose_24)
(move_robot robot pose_24 pose_23)
(move_robot robot pose_23 pose_20)
(move_robot robot pose_20 pose_21)
(move_robot robot pose_21 office_602)
(move_robot robot office_602 office_602_table)
(pick_from_table robot pink_cup_1 office_table_1 office_602_table)
(move_robot robot office_602_table office_602)
(move_robot robot office_602 pose_21)
(move_robot robot pose_21 pose_20)
(move_robot robot pose_20 pose_19)
(move_robot robot pose_19 pose_18)
(move_robot robot pose_18 pose_13)
(move_robot robot pose_13 pose_6)
(move_robot robot pose_6 pose_7)
(move_robot robot pose_7 pose_1)
(move_robot robot pose_1 pose_3)
(move_robot robot pose_3 coffee_maker)
(place_on_coffee_maker robot pink_cup_1 coffee_maker_1 coffee_maker)
(fill_coffee_into_cup robot pink_cup_1 coffee_maker_1 coffee_maker)
(pick_from_coffee_maker robot pink_cup_1 coffee_maker_1 coffee_maker)
(move_robot robot coffee_maker pose_3)
(move_robot robot pose_3 pose_14)
(move_robot robot pose_14 pose_15)
(move_robot robot pose_15 pose_16)
(move_robot robot pose_16 pose_17)
(move_robot robot pose_17 pose_27)
(move_robot robot pose_27 pose_28)
(move_robot robot pose_28 pose_24)
(move_robot robot pose_24 pose_25)
(move_robot robot pose_25 pose_26)
(move_robot robot pose_26 meeting_table)
(place_on_table robot pink_cup_1 meeting_table_1 meeting_table)
; cost = 73 (general cost)
```

## I. Planning Examples

To improve readability and conciseness, the plan sequences shown below are presented in a compressed format. Consecutive navigation actions (e.g., moving between adjacent waypoints) are aggregated into a single action, denoted as `Move(destination)`. However, the reported Cost reflects the actual total distance traversed in the complete, uncompressed plan.

### Task 4: Move apple from fridge to office 604 table

Instruction: There is an apple in the fridge. Place it on the table in office 604.

#### Single-Arm with Door

##### UniPlan (Cost: 27):

- Move(pose\_4)
- OpenDoor(hand, door\_604)
- Move(fridge)
- Open(hand, fridge)
- Pick(hand, apple)
- Move(office\_604\_table)
- PlaceOn(hand, table)

##### llm-as-planner (Cost: 17):

- Move(fridge)
- Open(hand, fridge)
- Pick(hand, apple)
- Move(pose\_4)
- OpenDoor(hand, door\_604) ✗ (Hand occupied)
- Move(office\_604\_table)
- PlaceOn(hand, table)

##### SayPlan (Cost: 31):

- Move(fridge)
- Open(hand, fridge)
- Pick(hand, apple)
- Move(microwave\_table)
- PlaceOn(hand, table)
- Move(pose\_4)
- OpenDoor(hand, door\_604)
- Move(microwave\_table)
- Pick(hand, apple)
- Move(office\_604\_table)
- PlaceOn(hand, table)

##### DELTA (Cost: 0):

- No solution found.

#### Dual-Arm with Door

##### UniPlan (Cost: 17):

- Move(fridge)
- Open(left\_hand, fridge)
- Pick(left\_hand, apple)
- Move(pose\_4)
- OpenDoor(right\_hand, door\_604)
- Move(office\_604\_table)
- PlaceOn(left\_hand, table)

##### llm-as-planner (Cost: 17):

- Move(fridge)
- Open(right\_hand, fridge)
- Pick(left\_hand, apple)
- Move(pose\_4)
- OpenDoor(right\_hand, door\_604)
- Move(office\_604\_table)
- PlaceOn(left\_hand, table)

##### SayPlan (Cost: 18):

- Move(fridge)
- Open(right\_hand, fridge)
- Pick(left\_hand, apple)
- Close(right\_hand, fridge)
- Move(pose\_4)
- OpenDoor(right\_hand, door\_604)
- Move(office\_604\_table)
- PlaceOn(left\_hand, table)

##### DELTA (Cost: 27):

- Move(fridge)
- Open(left\_hand, fridge)
- Pick(left\_hand, apple)
- Move(pose\_4)
- OpenDoor(right\_hand, door\_604)
- Move(office\_604\_table)
- PlaceOn(left\_hand, table)



## Task 22: Wash cloth and hang on drying rack

Instruction: Wash the cloth on the couch and hang it on the drying rack.

### Single-Arm with Door

#### UniPlan (Cost: 32):

- Move(washing\_machine)
- Open(hand, washing\_machine)
- Move(pose\_26)
- OpenDoor(hand, door\_classroom\_601\_right\_pose\_26)
- Move(room\_601\_couch)
- Pick(hand, cloth)
- Move(washing\_machine)
- PlaceIn(hand, washing\_machine)
- Close(hand, washing\_machine)
- TurnOn(hand, washing\_machine)
- Open(hand, washing\_machine)
- Pick(hand, cloth)
- Move(drying\_rack)
- HangOn(hand, drying\_rack)

#### llm-as-planner (Cost: 36):

- Move(pose\_24)
- OpenDoor(hand, door\_classroom\_601\_left\_pose\_24)
- Move(room\_601\_couch)
- Pick(hand, cloth)
- Move(classroom\_601\_right)
- OpenDoor(hand, door\_classroom\_601\_right\_pose\_26) ✗ (Hand occupied)
- Move(washing\_machine)
- Open(hand, washing\_machine)
- PlaceIn(hand, washing\_machine)
- Close(hand, washing\_machine)
- TurnOn(hand, washing\_machine)
- TurnOff(hand, washing\_machine)
- Open(hand, washing\_machine)
- Pick(hand, dark\_blue\_cloth)
- Move(drying\_rack)
- HangOn(hand, drying\_rack)

#### SayPlan (Cost: 39):

- Move(pose\_26)
- OpenDoor(hand, door\_classroom\_601\_right)
- Move(room\_601\_couch)
- Pick(hand, clothing\_1)
- Move(sink\_table)
- TurnOn(hand, faucet\_1) ✗ (Hand occupied)
- PlaceUnder(hand, faucet\_1)
- TurnOff(hand, faucet\_1)
- Move(drying\_rack)
- HangOn(hand, wooden\_rod\_1)

#### DELTA (Cost: 0):

- No solution found.

### Dual-Arm with Door

#### UniPlan (Cost: 30):

- Move(pose\_26)
- OpenDoor(left\_hand, door\_classroom\_601\_right\_pose\_26)
- Move(room\_601\_couch)
- Pick(left\_hand, cloth)
- Move(washing\_machine)
- Open(right\_hand, washing\_machine)
- PlaceIn(left\_hand, washing\_machine)
- Close(left\_hand, washing\_machine)
- TurnOn(left\_hand, washing\_machine)
- Open(left\_hand, washing\_machine)
- Pick(left\_hand, cloth)
- Move(drying\_rack)
- HangOn(left\_hand, drying\_rack)

#### llm-as-planner (Cost: 18):

- Move(room\_601\_couch) ✗ (Blocked by closed door)
- Pick(left\_hand, dark\_blue\_cloth)
- Move(washing\_machine)
- Open(right\_hand, washing\_machine)
- PlaceIn(left\_hand, washing\_machine)
- Close(right\_hand, washing\_machine)
- TurnOn(right\_hand, washing\_machine)
- TurnOff(right\_hand, washing\_machine)
- Open(right\_hand, washing\_machine)
- Pick(left\_hand, dark\_blue\_cloth)
- Move(drying\_rack)
- Pick(right\_hand, drying\_rack)
- HangOn(right\_hand, dark\_blue\_cloth)

#### SayPlan (Cost: 32):

- OpenDoor(right\_hand, door\_classroom\_601\_left\_pose\_24)
- Move(room\_601\_couch)
- Pick(left\_hand, cloth)
- Move(washing\_machine)
- Open(right\_hand, washing\_machine)
- PlaceIn(left\_hand, washing\_machine)
- Close(right\_hand, washing\_machine)
- TurnOn(right\_hand, washing\_machine)
- Open(right\_hand, washing\_machine)
- Pick(left\_hand, cloth)
- Move(drying\_rack)
- HangOn(left\_hand, drying\_rack)

#### DELTA (Cost: 31):

- Move(pose\_24)
- OpenDoor(left\_hand, door\_classroom\_601\_left\_pose\_24)
- Move(room\_601\_couch)
- Pick(left\_hand, cloth)
- Move(classroom\_601\_right)
- OpenDoor(right\_hand, door\_classroom\_601\_right\_pose\_26)
- Move(washing\_machine)
- Open(right\_hand, washing\_machine)
- PlaceIn(left\_hand, washing\_machine)
- Close(left\_hand, washing\_machine)
- TurnOn(left\_hand, washing\_machine)
- Open(right\_hand, washing\_machine)
- Pick(left\_hand, cloth)
- Move(drying\_rack)
- HangOn(left\_hand, drying\_rack)

## Task 41: Prepare two cups of coffee for meeting

Instruction: Prepare two cups of coffee and place them on the meeting table.

### Single-Arm with Door

### Dual-Arm with Door

#### UniPlan (Cost: 73):

- Move(pose\_21)
- OpenDoor(hand, door\_office\_602\_pose\_21)
- Move(office\_602\_table)
- Pick(hand, green\_cup)
- Move(coffee\_maker)
- PlaceOn(hand, coffee\_maker)
- TurnOn(hand, coffee\_maker)
- Pick(hand, green\_cup)
- Move(meeting\_table)
- PlaceOn(hand, table)
- Move(office\_602\_table)
- Pick(hand, pink\_cup)
- Move(coffee\_maker)
- PlaceOn(hand, coffee\_maker)
- TurnOn(hand, coffee\_maker)
- Pick(hand, pink\_cup)
- Move(meeting\_table)
- PlaceOn(hand, table)

#### UniPlan (Cost: 43):

- Move(pose\_21)
- OpenDoor(left\_hand, door\_office\_602\_pose\_21)
- Move(office\_602\_table)
- Pick(right\_hand, green\_cup)
- Pick(left\_hand, pink\_cup)
- Move(coffee\_maker)
- PlaceOn(left\_hand, coffee\_maker)
- TurnOn(left\_hand, coffee\_maker)
- Pick(left\_hand, pink\_cup)
- PlaceOn(right\_hand, coffee\_maker)
- TurnOn(right\_hand, coffee\_maker)
- Pick(right\_hand, green\_cup)
- Move(meeting\_table)
- PlaceOn(left\_hand, table)
- PlaceOn(right\_hand, table)

#### llm-as-planner (Cost: 91):

- Move(pose\_21)
- OpenDoor(hand, door\_office\_602\_pose\_21)
- Move(office\_602\_table)
- Pick(hand, green\_cup)
- PlaceOn(hand, table)
- Pick(hand, pink\_cup)
- PlaceOn(hand, table)
- Pick(hand, green\_cup)
- Move(coffee\_maker)
- PlaceOn(hand, coffee\_maker)
- TurnOn(hand, coffee\_maker)
- Pick(hand, green\_cup)
- Move(meeting\_table)
- PlaceOn(hand, table)
- Move(office\_602\_table)
- Pick(hand, pink\_cup)
- Move(coffee\_maker)
- PlaceOn(hand, coffee\_maker)
- TurnOn(hand, coffee\_maker)
- Pick(hand, pink\_cup)
- Move(meeting\_table)
- PlaceOn(hand, table)

#### llm-as-planner (Cost: 43):

- Move(pose\_21)
- OpenDoor(left\_hand, door\_office\_602\_pose\_21)
- Move(office\_602\_table)
- Pick(left\_hand, green\_cup)
- Pick(right\_hand, pink\_cup)
- Move(coffee\_maker)
- PlaceOn(left\_hand, coffee\_maker)
- TurnOn(left\_hand, coffee\_maker)
- Pick(left\_hand, green\_cup)
- PlaceOn(right\_hand, coffee\_maker)
- TurnOn(right\_hand, coffee\_maker)
- Pick(right\_hand, pink\_cup)
- Move(meeting\_table)
- PlaceOn(left\_hand, table)
- PlaceOn(right\_hand, table)

#### SayPlan (Cost: 85):

- Move(pose\_38)
- OpenDoor(hand, door\_kitchen)
- Move(kitchen\_table\_2)
- Pick(hand, bowl\_1)
- Move(coffee\_maker)
- TurnOn(hand, coffee\_maker) ✗ (Hand occupied)
- PlaceUnder(hand, coffee\_maker)
- Move(meeting\_table)
- PlaceOn(hand, meeting\_table)
- Move(kitchen\_table\_2)
- Pick(hand, bowl\_2)
- Move(coffee\_maker)
- TurnOn(hand, coffee\_maker)
- PlaceUnder(hand, coffee\_maker)
- Move(meeting\_table)
- PlaceOn(hand, meeting\_table)

#### SayPlan (Cost: 40):

- Move(meeting\_table)
- Pick(left\_hand, cup\_1)
- Pick(right\_hand, pen\_holder\_1)
- Move(coffee\_maker)
- PlaceOn(left\_hand, coffee\_maker)
- TurnOn(left\_hand, coffee\_maker)
- Pick(left\_hand, cup\_1)
- PlaceOn(right\_hand, coffee\_maker)
- TurnOn(right\_hand, coffee\_maker) ✗ (Invalid container type)
- Pick(right\_hand, pen\_holder\_1)
- Move(meeting\_table)
- PlaceOn(left\_hand, table\_1)
- PlaceOn(right\_hand, table\_1)

**DELTA (Cost: 77):**

- Move(pose\_21)
- OpenDoor(hand, door\_office\_602\_pose\_21)
- Move(office\_602\_table)
- Pick(hand, green\_cup)
- Move(coffee\_maker)
- PlaceOn(hand, coffee\_maker)
- TurnOn(hand, coffee\_maker)
- Pick(hand, green\_cup)
- Move(meeting\_table)
- PlaceOn(hand, table)
- Move(office\_602\_table)
- Pick(hand, pink\_cup)
- Move(coffee\_maker)
- PlaceOn(hand, coffee\_maker)
- TurnOn(hand, coffee\_maker)
- Pick(hand, pink\_cup)
- Move(meeting\_table)
- PlaceOn(hand, table)

**DELTA (Cost: 73):**

- Move(pose\_21)
- OpenDoor(left\_hand, door\_office\_602\_pose\_21)
- Move(office\_602\_table)
- Pick(left\_hand, green\_cup)
- Move(coffee\_maker)
- PlaceOn(left\_hand, coffee\_maker)
- TurnOn(left\_hand, coffee\_maker)
- Pick(left\_hand, green\_cup)
- Move(meeting\_table)
- PlaceOn(left\_hand, table)
- Move(office\_602\_table)
- Pick(right\_hand, pink\_cup)
- Move(coffee\_maker)
- PlaceOn(right\_hand, coffee\_maker)
- TurnOn(left\_hand, coffee\_maker)
- Pick(right\_hand, pink\_cup)
- Move(meeting\_table)
- PlaceOn(right\_hand, table)

## J. Prompts

a) *VLM Grounding Prompt*: The following prompt is used to guide the Vision-Language Model (VLM) in analyzing scene images, grounding objects, and generating the initial PDDL state and goal predicates.

You are an expert PDDL problem generator for a robotic agent. Your goal is to generate a PDDL problem file based on a given PDDL domain and images showing different parts of the whole scene.

Instructions: {instructions}  
Available PDDL domain: {domain}  
Image IDs: {image\_ids}

Output Requirements:

Your output should include four parts:

- 1) reasoning: Analyze the image and provide the reasoning.
- 2) objects: Locate objects related to the task from the images respectively.
- 3) init: Describe the PDDL init state from the images based on the given PDDL predicates respectively.
- 4) goal: Generate the PDDL goal from human instructions.

Notes:

- 1) When generating PDDL init, you should use type predicates, state predicates, spatial or position relationship predicates, and affordance predicates in order.
- 2) You should generate objects and init based on each image respectively.
- 3) When generating, you should analyze the goal, recognize the objects related to the goal, and only include relevant objects and init states.
- 4) Some objects that seem unrelated to the goal but are necessary for solving the task (e.g., blocked or hindered objects) should be recognized and included as well. Just focus on the scene and the goal; IGNORE any information about the robot (e.g., hand\_free, holding, robot).
- 5) The image\_ids correspond to the images in the provided order.
- 6) When naming objects, prioritize color attributes as the primary grounding feature. This includes the color of the object's body, the color of its lid or cap, or the color of the contents inside.

Output Format:

Return a JSON object with the following structure:

```
{
  "reasoning": "your analysis",
  "objects": {
    "image_id_1": ["red_apple_1", "green_apple_1", "yellow_bowl_1"],
    "image_id_2": ["red_apple_2", "orange_bowl_2"]
  },
  "init": ["(on_table yellow_bowl_1)", "(on_table orange_bowl_2)"],
  "goal": "(and (in red_apple_1 orange_bowl_2) (in red_apple_2 yellow_bowl_1))"
}
```

b) *Textual Indexing Prompt*: The following prompt instructs the VLM to generate concise textual descriptions for specific nodes in the visual-topological map, serving as the semantic index for retrieval.

You are an intelligent visual perception assistant helping a robot to index scenes for semantic retrieval. The provided image shows a specific location or asset in the environment.

Task:

Generate a concise text description of the image.

Location or asset name: {node\_name}

Output Requirements:

Your output should include two parts:

- 1) reasoning: Analyze the image in detail. Identify the main objects, their quantities, and categories. You can be descriptive here to ensure accuracy of detection.
- 2) description: A concise summary string of the visual content. Focus mainly on the existence and quantity of objects (e.g., "two stacked blocks", "a green drawer", "a fridge"). Ignore complex spatial relationships, precise coordinates, or minor decorative details. Keep it short and keyword-rich.

Notes:

- 1) Remember to include the location name in the description, in a natural language style (expanding underscores if any).
- 2) While keeping it short, all names of different objects MUST be included. Object names should be concise, unambiguous, and in a natural style.

Output Format:

Return a JSON object with the following structure:

```
{
  "reasoning": "The image captures a wooden tabletop. On the left,
  there are two toy blocks stacked vertically. On the right, there
  is a small storage unit with three drawers.",
  "description": "two stacked blocks and three drawers on the
  room 601 table 1."
}
```

c) *Task-Oriented Retrieval Prompt*: This prompt guides the LLM to filter the scene graph and select only the nodes that are functionally necessary for the given instruction, based on semantic reasoning.

You are the Scene Analyzer for a robotic agent. Your goal is to identify the Task-Relevant Nodes from a list of candidates based on a user instruction.

Input Format:

- 1) User Instruction: A natural language command (e.g., "Put the block in the drawer" or "Make a cup of milk").
- 2) Candidate Nodes: A list of nodes with their IDs and visual descriptions.

Selection Criteria (The "Must-Have" Rule):

Select a node IF AND ONLY IF it plays a specific role in the task execution plan:

- 1) Source: Where the object/ingredient is currently located.
- 2) Target: The final destination specified in the instruction.
- 3) Intermediate: Contains necessary tools (e.g., a cup for milk) or secondary ingredients.

Critical Rules:

- 1) Exact Match: If the instruction explicitly names a location (e.g., "table\_3"), you MUST ignore similar objects on other tables (e.g., "table\_6").
- 2) Implicit Reasoning: You must analyze possible tools to complete the task and include related locations, even if it is not explicitly stated in the instruction.
- 3) Minimalism: Do not select nodes just because they are "nearby" or "look nice". Only select what is functionally required.

Output Format:

Return a JSON object with the following structure:

```
{
  "reasoning": "Briefly explain the plan and why each node
was selected or rejected.",
  "selected_nodes": ["node_id_1", "node_id_2"]
}
```

Input User Instruction: {instruction}

Candidate Nodes: {candidate\_nodes}

d) *Textual Map Construction Prompt*: This prompt directs the VLM to analyze images of fixed assets and generate a detailed, structured Scene Graph (SG) in JSON format, capturing object attributes, affordances, and spatial relations.

You are an expert robot perception system designed to generate a semantic Scene Graph (SG) for robotic planning in a large-scale environment.

Task:

Analyze the provided image, which represents a specific fixed asset (e.g., a desk, shelf, or cabinet) in the environment. Your goal is to detect all objects positioned on or within this asset and generate a structured JSON output representing the local scene graph.

Output Structure Requirements:

The output must be a valid JSON object. The structure should combine the information requirements of standard robotic planners (like SayPlan and DELTA) while capturing detailed spatial context.

Use the following JSON schema. Your output should include two parts:

- 1) reasoning: Analyze the image in detail. Identify the main objects, their quantities, and categories. You can be descriptive here to ensure accuracy of detection.
- 2) objects: For each detected object, provide its unique identifier, category, affordance, state, attributes, relations to other objects, and other information. The objects should be described in a structured format as shown in the example below.

JSON Schema Example:

```
{
  "coffee_machine": {
    "category": "electrical",
    "affordance": ["turn on", "turn off", "release"],
    "state": "off",
    "attributes": ["black", "automatic"],
    "relation": {
      "on": "table"
    }
  },
  "unique_object_id_2": { ... },
  ...
}
```

Output Format:

Return a JSON object with the following structure:

```
{
  "reasoning": "The image captures a wooden tabletop. On the left, there are two toy blocks stacked vertically. On the right, there is a small storage unit with three drawers.",
  "objects": { "JSON Schema..." }
}
```

e) *LLM-as-Planner Prompt*: This prompt is used for the LLM-based baseline, providing the model with a comprehensive list of primitive actions, physical constraints, and the environment state to generate executable plans.

You are an expert robotic task planner. Your goal is to generate an executable action sequence for a single-arm or dual-arm robot to complete a specific instruction. When completing the task, you need to consider constraints among actions. Multiple solutions would be feasible; you should complete the task in an optimal way as possible.

Available Actions & Parameters:

**pick(robot, hand, obj)**: Robot 'robot' picks up object 'obj' using 'hand'.  
- You cannot pick an object if a hand is holding something.  
- You cannot pick an object if it is under other objects.

**place\_in(robot, hand, obj)**: Robot 'robot' places the object held in 'hand' into container 'obj' (e.g., a drawer).  
- You cannot place an object into a container if it is closed.

**place\_on(robot, hand, obj)**: Robot 'robot' places the object held in 'hand' onto surface 'obj' (e.g., a table).  
- You cannot place an object onto another object if the latter is under other objects.

**open(robot, hand, obj)**: Robot 'robot' opens container 'obj' using 'hand'.  
- You cannot open an object if a hand is holding something.

**close(robot, hand, obj)**: Robot 'robot' closes container 'obj' using 'hand'.  
- You cannot close an object if a hand is holding something.

**place\_under(robot, hand, obj)**: Robot 'robot' places the object held in 'hand' under 'obj' (e.g., a faucet), while still holding it.  
- If you place an opened kettle or a cup under a faucet that is turned on, it will be filled with water.  
- If you place something under a faucet that is turned on, the object will be washed.

**pour(robot, hand, obj)**: Robot 'robot' pours from the object held in 'hand' into object 'obj'.  
- You cannot pour from an object if it is empty or closed.  
- You cannot pour into an object if it is closed.

**cut(robot, hand, obj)**: Robot 'robot' cuts object 'obj' using the object held in 'hand' (e.g., a knife).

**stir(robot, hand, obj)**: Robot 'robot' stirs object 'obj' using the object held in 'hand' (e.g., a spoon).

**scoop(robot, hand, obj)**: Robot 'robot' scoops from object 'obj' using the object held in 'hand' (e.g., a rice paddle).  
- You cannot scoop from an object if it is closed.

**fold(robot, hand, obj)**: Robot 'robot' folds object 'obj' using 'hand'.

**wipe(robot, hand, obj)**: Robot 'robot' wipes object 'obj' using the object held in 'hand' (e.g., a cloth).

**turn\_on(robot, hand, obj)**: Robot 'robot' turns on object 'obj' (e.g., a faucet, microwave) using 'hand'.  
- If you turn on a closed microwave, the object inside will be heated.  
- If you turn on a faucet, water will flow out.  
- If you turn on a coffee machine, coffee will flow out.  
- If you turn on a closed kettle on its base, the water inside will be heated.

**turn\_off(robot, hand, obj)**: Robot 'robot' turns off object 'obj' (e.g., a faucet, lamp) using 'hand'.

**hang\_on(robot, hand, obj)**: Robot 'robot' hangs object 'obj' (e.g., a towel) on the object held in 'hand' (e.g., a drying rack).

**open\_door(robot, hand, door\_name)**: Robot 'robot' opens a closed door 'door\_name' using 'hand'. The door\_name is like "door\_{node\_name\_1}\_{node\_name\_2}".  
- You cannot open a door if a hand is holding something.

**move(robot, to\_node)**: Robot 'robot' moves to location 'to\_node'.  
- You cannot move to a node if the door between the current and target nodes is closed.  
- You cannot move to a node if the current and target nodes are not connected.

Environment Configuration:

- 1) Available Robot(s): {robot\_name}
- 2) Available Hand(s): {hand\_names}
- 3) Robot Initial Location: {robot\_init\_node}
- 4) Scene Graph Topology (Connectivity): {scene\_graph}
- 5) Task-Relevant Key Nodes: {key\_nodes}



Task Instruction:  
{instruction}

Notes:

- 1) The key nodes correspond to the images in the order provided.
- 2) When naming objects, prioritize color attributes as the primary grounding feature. This includes the color of the object's body, its lid or cap, or the contents inside.
- 3) Maintain strict naming consistency for the same object throughout the entire plan.

Output Requirement:

Please output the response in JSON format containing two parts:

- 1) "reasoning": Step-by-step thinking to decompose the task. Analyze the logical dependencies (e.g., "I need to go to node A to pick up item X before going to node B") and path planning constraints based on the topology.
- 2) "plan": A list of function calls representing the complete action sequence.

Example Output Format:

```
{
  "reasoning": "First, I need to move the robot to the
Kitchen_Table to pick up the apple. Since the fridge is
closed, I must move to the Fridge_Node, open the fridge,
and then place the apple inside.",
  "plan": [
    "move(robot_a, Kitchen_Table)",
    "pick(robot_a, left_hand, apple)",
    "move(robot_a, Fridge_Node)",
    "open(robot_a, right_hand, fridge)",
    "place_in(robot_a, left_hand, fridge)"
  ]
}
```

f) *SayPlan Semantic Search Prompt*: This prompt directs the SayPlan baseline to navigate the hierarchical scene graph, expanding or contracting nodes to locate task-relevant assets before planning.

You are the Semantic Search Module for a robotic agent. Your ONLY goal is to explore the Scene Graph to locate all relevant objects required for the user's instruction. You do NOT generate the plan to manipulate objects yet; you only manipulate the Graph View.

Input Data:

- 1) Instruction: "{instruction}"
- 2) Current Graph State: A hierarchical view of the environment.
  - (a) Nodes can be "collapsed" (summary view) or "expanded" (detailed view).
  - (b) "visible\_assets": Objects currently visible to you.
  - (c) "connected\_rooms": Nearby rooms you can access.
- 3) Memory: A list of nodes you have already explored.

Available Graph Actions:

- 1) expand(node\_name):
  - (a) Use this to look inside a "collapsed" Room or Asset.
  - (b) Strategy: Use semantic reasoning. If looking for an "apple", expand the "kitchen" or "fridge", not the "bathroom".
  - (c) CONSTRAINT: You can ONLY expand nodes listed in the "expandable\_nodes" field of the current graph. Do NOT try to expand objects found inside assets (e.g., if you see 'fridge\_1' inside 'fridge', do not expand 'fridge\_1').
- 2) contract(node\_name):
  - (a) Use this to hide details of an "expanded" node.
  - (b) Strategy: If you expanded a node and found NOTHING relevant to the instruction, contract it immediately to keep the graph clean.
- 3) terminate:
  - (a) Use this ONLY when you have successfully located ALL objects mentioned or implied by the instruction in the visible\_assets or internal\_assets of the current graph.

Current Graph State:

{graph\_state\_json}

Memory (Visited):

{memory\_list}

Output Requirement:

Please output a JSON object with the following fields:

- 1) "reasoning": Step-by-step reasoning. Analyze the instruction, identify missing objects, and decide which node is most likely to contain them based on common sense.
- 2) "command": One of ["expand", "contract", "terminate"].
- 3) "target": The exact name of the node to operate on (only if the command is expand/contract). If the command is terminate, output "terminate" as well.

Example Output Format:

```
{
  "reasoning": "The user wants to 'wash the apple'. I see
'microwave_table' and 'kitchen'. Apples are usually in
the kitchen. I need to check inside the kitchen.",
  "command": "expand",
  "target": "kitchen"
}
```

g) *SayPlan Iterative Planner Prompt*: This prompt is designed for the iterative planning phase. It generates an initial plan or corrects a failed plan based on execution feedback, handling constraints like closed doors and logical dependencies.

You are an expert robotic task planner.

Goal:

- 1) If this is the first attempt, generate an executable action sequence to complete the instruction.
- 2) If there is Execution History provided, you must FIX the previous plan based on the reported error. Analyze exactly which step failed and why (e.g., failed to open a door, moved to a blocked node, hand occupied), and generate a corrected plan.

You are provided with a Hierarchical Scene Graph representing the current environment state. Multiple solutions may be feasible; you should complete the task in an optimal way. Environment Configuration:

- 1) Available Robot(s): {robot\_name}
- 2) Available Hand(s): {hand\_names}
- 3) Robot State: Refer to the ``current\_location`` field in the Scene Graph State below to know where the robot starts.
- 4) Scene Graph State (Explored): {graph\_state\_json}

Available Actions & Parameters:

**pick(robot, hand, obj)**: Robot 'robot' picks up object 'obj' using 'hand'.

- You cannot pick an object if a hand is holding something.
- You cannot pick an object if it is under other objects.

**place\_in(robot, hand, obj)**: Robot 'robot' places the object held in 'hand' into container 'obj'.

- You cannot place an object into a container if it is closed.

**place\_on(robot, hand, obj)**: Robot 'robot' places the object held in 'hand' onto surface 'obj'.

- You cannot place an object onto another object if the latter is under other objects.

**open(robot, hand, obj)**: Robot 'robot' opens container 'obj' using 'hand'.

- You cannot open an object if a hand is holding something.

**close(robot, hand, obj)**: Robot 'robot' closes container 'obj' using 'hand'.

- You cannot close an object if a hand is holding something.

**place\_under(robot, hand, obj)**: Robot 'robot' places the object held in 'hand' under 'obj', while still holding it.

- If you place an opened kettle or a cup under a turned-on faucet, it will be filled with water.
- If you place something under a turned-on faucet, it will be washed.

**pour(robot, hand, obj)**: Robot 'robot' pours from the object held in 'hand' into object 'obj'.

- You cannot pour from an object if it is empty or closed.
- You cannot pour into an object if it is closed.

**cut(robot, hand, obj)**: Robot 'robot' cuts object 'obj' using the object held in 'hand'.

**stir(robot, hand, obj)**: Robot 'robot' stirs object 'obj' using the object held in 'hand'.

**scoop(robot, hand, obj)**: Robot 'robot' scoops from object 'obj' using the object held in 'hand'.

- You cannot scoop from a closed object.

**fold(robot, hand, obj)**: Robot 'robot' folds object 'obj' using 'hand'.

**wipe(robot, hand, obj)**: Robot 'robot' wipes object 'obj' using the object held in 'hand'.

**turn\_on(robot, hand, obj)**: Robot 'robot' turns on object 'obj' using 'hand'.

- If you turn on a closed microwave, the object inside will be heated.
- If you turn on a faucet, water will flow out.
- If you turn on a coffee machine, coffee will flow out.

**turn\_off(robot, hand, obj)**: Robot 'robot' turns off object 'obj' using 'hand'.

**hang\_on(robot, hand, obj)**: Robot 'robot' hangs object 'obj' on the object held in 'hand'.

**open\_door(robot, hand, door\_name)**: Robot 'robot' opens a closed door 'door\_name' using 'hand'.

- The 'door\_name' format is like ``door\_{room\_name}``.
- You cannot open a door if a hand is holding something.
- Constraint: You must move to the door location (room name) before opening it.

**move(robot, to\_node)**: Robot 'robot' moves to location 'to\_node'.

- Intra-Area Move: If 'to\_node' is in the same area, the path is usually clear.
- Inter-Area Move: If 'to\_node' is in a different room, check the 'connected\_rooms' list.

- Constraint: You cannot move to a node if the door between the current and target nodes is closed.
- Note: 'to\_node' should be a room name or an asset name. Ignore other nodes like 'Common\_Area\_zone\_9'.

Task Instruction:

{instruction}

Critical Planning Constraints:

- 1) The 'Closed Door' Rule:
  - (a) Look at connected\_rooms in the provided Scene Graph.
  - (b) If a room has 'door': 'closed', you CANNOT directly move to any assets inside it.
  - (c) You MUST generate open\_door first.
- 2) Initial Navigation:
  - (a) You are currently at 'current\_location'. The first action is almost always a move to the target asset or door.
  - (b) Do not assume you are already standing in front of the target object.
- 3) Object Visibility:
  - (a) You can only manipulate objects listed in visible\_assets (current area) or internal\_assets (inside an expanded room).

Notes:

- 1) It is not necessary to use the same name as in the provided scene graph. When naming objects, prioritize color attributes as the primary grounding feature.
- 2) Maintain strict naming consistency for the same object throughout the entire plan.

Execution History (Accumulated Failures):

The following plans were attempted in previous steps and FAILED. Analyze the errors carefully. Do NOT generate the same plans again. Fix the logic issues based on the feedback.

{execution\_history}

Output Requirement:

Please output the response in JSON format containing two parts:

- 1) "reasoning": Step-by-step thinking to decompose the task. Analyze logical dependencies and path planning constraints based on the topology.
- 2) "plan": A list of function calls representing the complete action sequence.

Example Output Format:

```
{
  "reasoning": "First, I need to get the apple. It is in the kitchen. I am in the Common_Area. The kitchen door is closed, so I must open it first. Then I will move to the kitchen table, pick the apple, move to the fridge, open it, and place the apple inside.",
  "plan": [
    "move(robot, kitchen)",
    "open_door(robot, right_hand, door_kitchen)",
    "move(robot, kitchen_table_1)",
    "pick(robot, left_hand, red_apple)",
    "move(robot, fridge)",
    "open(robot, right_hand, fridge)",
    "place_in(robot, left_hand, fridge)"
  ]
}
```

*h) DELTA Domain Selection Prompt:* This prompt guides the DELTA baseline to prune and select a minimal sufficient PDDL domain from a provided reference, adhering to specific configuration flags.

You are an expert PDDL domain editor for a mobile manipulation robot in indoor environments. Given a natural-language task instruction, two configuration flags, and a provided ground-truth reference PDDL domain, your goal is to output a complete PDDL domain file that is minimal but sufficient to solve the task, by only selecting/pruning from the reference domain and doing minimal mechanical adaptation if strictly necessary.

IMPORTANT:

- 1) The reference domain is authoritative: you should NOT invent new manipulation predicates or new manipulation actions.
- 2) Your main job is selection/pruning (keep only the needed predicates/actions and remove the rest).
- 3) You may do minimal edits only when strictly necessary to satisfy configuration flags (doors / multi-arms) or to keep the domain syntactically valid and planner-friendly.

Inputs:

- 1) Task Instruction: {instruction}
- 2) Configuration Flags:
  - (a) Require Doors: {require\_doors}
    - If Require Doors = True: the final domain MUST support doors and movement respecting door state.
    - If Require Doors = False: the final domain MUST NOT contain door predicates/actions; movement only uses connectivity.
  - (b) Dual Arms: {dual\_arms}
    - If Dual Arms = True: the domain should be able to represent independent hand occupancy if the reference domain already supports it.
    - If the reference domain is single-hand, you may keep the single-hand model.
- 3) Reference Domain File (Ground-Truth): {reference\_domain\_pddl}

Hard constraints (must follow):

- 1) NO PDDL Types (do NOT use typing)
  - Your final domain MUST follow the reference domain's ``unary type predicate`` style and remain untyped:
  - (a) Do NOT include (:types ...).
  - (b) Do NOT use typed variables like ?x - obj / ?n - node.
  - (c) Do NOT rely on :typing requirement. Remove :typing unless the reference domain absolutely requires it.
- 2) Selection/pruning only
  - (a) Keep the reference domain's predicate names and action schemas whenever possible.
  - (b) Remove predicates and actions that are not needed for the given instruction.
  - (c) Do NOT create new task-specific predicates/actions if the reference already has equivalent ones.
  - (d) Do NOT add ``mapping comments`` or ``grounding signatures``. None are needed.
  - (e) Ensure definition consistency: predicates in operators MUST be defined. Especially note pick\_from\_table and place\_on\_table.
- 3) Minimal navigation support
  - The task is mobile manipulation, so the final domain must include navigation if and only if the task requires moving between locations.
  - (a) If the reference domain already contains navigation predicates/actions, keep the minimal subset (e.g., at, connected, move).
  - (b) If the reference domain does NOT contain navigation but the task clearly requires it, you may add the smallest possible navigation modeling:
    - predicates: (at ?r ?n), (connected ?from ?to)
    - action: move with standard STRIPS preconditions/effects
  - (c) Keep it minimal; do not add extra navigation machinery.
- 4) Doors (ONLY if Require Doors = True)
  - (a) If Require Doors = True and the reference domain already has door modeling, keep the minimal door subset.
  - (b) If Require Doors = True and the reference domain has no door modeling, you may add the smallest possible door support:
    - a door state predicate between node pairs (e.g., (door\_open ?n1 ?n2) or (door\_closed ?n1 ?n2) -- pick ONE style)
    - an open\_door action
    - move must respect door openness

(c) If Require Doors = False: do NOT include any door predicates/actions.

5) Planner-friendliness

- (a) Avoid advanced features unless already present and truly required by the kept subset.
- (b) Prefer no conditional effects.
- (c) Prefer no quantifiers.
- (d) Keep :requirements minimal and consistent with the kept operators.

Output Requirement:

Output JSON with two fields:

- 1) "reasoning": brief, step-by-step reasoning describing which actions/predicates you kept and why, which parts you removed, whether you had to minimally add navigation/door support, and confirmation that you did not use types.
- 2) "domain": a single complete PDDL domain file as a multiline string.

Example Output Format:

```
{
  "reasoning": "...",
  "domain": "(define (domain ...)\n ...\\n)"
}
```

i) *DELTA Scene Graph Pruning Prompt*: This prompt guides the DELTA baseline to filter the scene graph, selecting only the objects and assets strictly necessary for the task while maintaining logical dependencies.

You are an expert robotic task planner. Given a list of items located in various assets and a task instruction, your goal is to filter out irrelevant items and keep only the ones necessary to complete the task. When completing the selection, you need to consider logical dependencies implied by the instruction (e.g., needing a container to access an item, or needing a tool to perform an action). Multiple selections could be feasible; you should keep the selection minimal but sufficient to complete the task.

Inputs:

- 1) Task Instruction: {instruction}
- 2) Available Items in Environment (grouped by asset): {items}

Input Format Note (important):

- (a) The {items} field is a JSON dictionary.
- (b) Each key is an asset\_node\_name (i.e., a location/container/surface node).
- (c) Each value is a list of object\_name identifiers currently associated with that asset.
- (d) Objects must remain under their original asset key; do not move objects across assets.

Selection Criteria:

- 1) Select items explicitly mentioned in the instruction.
- 2) Select containers or surfaces that are necessary to interact with to complete the task (e.g., if you need an item inside a fridge, select the fridge asset's relevant contents).
- 3) Select implicit tools required for the task (e.g., 'cut' implies a knife; 'clean' may imply a sponge/cloth).
- 4) Handle name collisions safely: items may share similar names across assets. Only keep an item under the asset where it is listed.
- 5) Keep the output minimal: do not include extra objects unless they are required as tools, target containers/surfaces, or explicitly mentioned.

Output Requirement:

Please output the response in JSON format containing two parts:

- 1) "reasoning": Step-by-step thinking to justify which objects are needed and why, including any implicit tools/containers required by the instruction.
- 2) "relevant\_items": A dictionary mapping asset\_node\_name to a list of kept object identifiers under that asset.

Rules for "relevant\_items":

- (a) Only include assets that have at least one kept object.
- (b) Only include object names that appear in the provided list under that asset.
- (c) Do NOT output any objects not present in the environment list.
- (d) Do NOT create new asset keys that are not in {items}.
- (e) If an asset itself is a necessary target container/surface AND it appears as an object identifier in that asset's object list, include it in that asset's kept list.
- (f) If the same object name appears under multiple assets, keep it only under the asset(s) where it is truly needed; never relocate it.

Example Output Format:

```
{
  "reasoning": "The instruction requires cutting the apple, so I must keep the apple and a knife. If the apple is stored in a fridge/drawer, I must also keep the relevant container asset contents needed to access it. I will keep only the minimal set of items required.",
  "relevant_items": {
    "office_table_1": ["apple_1", "knife_2"],
    "fridge_1": ["milk_1"]
  }
}
```

j) *DELTA Problem Generation Prompt*: This prompt directs the DELTA baseline to instantiate a valid PDDL problem file by grounding the provided domain and task-relevant scene graph into concrete objects, initial states, and goal conditions.

You are an excellent PDDL problem file generator for a mobile manipulation robot. Given (1) a pruned, task-relevant Scene Graph (topology + node-local objects), (2) a PDDL domain file, and (3) a natural-language task instruction, you will generate a valid PDDL problem file.

You must strictly follow the modeling choices of the provided domain:

- 1) Use the same predicate names and argument structure as the domain.
- 2) If the domain uses (:types), then declare objects with types in (:objects).
- 3) If the domain uses unary ``type predicates`` (e.g., (table ?t)), then list objects without typing in (:objects) and assert type predicates in (:init).
- 4) Do NOT invent new predicates not present in the domain.

Inputs:

- 1) Task Instruction / Goal (natural language): {instruction}
- 2) Robot Configuration:
  - (a) Robot Name: {robot\_name}
  - (b) Available Hands: {hand\_list}
  - (c) Robot Initial Node: {robot\_init\_node}
- 3) PDDL Domain File (reference): {domain\_pddl}
- 4) Pruned Scene Graph (task-relevant, complete): {pruned\_scene\_graph\_json}

Input Format Note:

- 1) The scene graph JSON contains a list of nodes. Each node has a name, a type in {room, pose, asset}, neighbors (adjacency), and optionally node-local objects.
- 2) Nodes of type room, pose, or asset are all valid navigation targets for the robot. Objects (items) are NOT navigable nodes and must never be used as move targets.

Object Naming Note (important):

When naming or selecting object identifiers for goals, prioritize color attributes as the primary grounding feature. This includes the color of the object's body, its lid/cap, or the contents inside.

Scene Graph Interpretation Rules:

- 1) Navigation nodes:
  - (a) Treat every node (room / pose / asset) as a location object the robot can move to.
  - (b) The robot can only manipulate objects/devices that are at the same node as the robot (locality constraint), if such a predicate exists in the domain (e.g., (at robot node)).
- 2) Manipulation locality constraint (important):
  - (a) All nodes (room / pose / asset) are navigable and can appear as move targets.
  - (b) However, for any action other than move and open\_door (e.g., pick, place, open, close), the robot must be located at an asset node.
  - (c) Even if an asset node looks like a physical object (e.g., fridge, microwave), in this setting it is treated as a location node for manipulation preconditions.
- 3) Connectivity:
  - (a) For each undirected edge A-B in the scene graph, add both directions in the init section using the domain's predicate for connectivity (e.g., connected, neighbor).
  - (b) Example pattern: (connected A B) and (connected B A).
  - (c) If the domain uses a different predicate name, follow the domain exactly.
- 4) Doors (ONLY if the domain includes door modeling):
  - (a) Doors are represented between node pairs.
  - (b) If the scene graph edge between node\_1 and node\_2 has a door attribute, initialize the corresponding door state predicates consistent with the domain.
  - (c) The door-opening skill signature is: open\_door(robot, hand, node\_1, node\_2). Your problem initialization should support door state for the node pair, not a standalone door object, unless the domain explicitly models door objects.
  - (d) If the domain requires a predicate like (door\_between node\_1 node\_2), include it ONLY if it exists in the domain.

Extracting Objects & Initial Facts (must align with the domain):

- 1) What counts as an "object" for (:objects):
  - (a) Include:
    - robot(s) and hands (as required by the domain)
    - all necessary navigable nodes (room/pose/asset) as location objects
    - all necessary item/object identifiers attached to nodes from the pruned scene



graph

(b) Do NOT include any identifiers that do not appear in the scene graph input.

2) Object categories / types:

Determine whether the domain uses:

(a) `:types` in `(:objects)`, OR

(b) unary type predicates asserted in `(:init)`.

Follow the domain's style exactly. Do not mix styles.

3) Initial positions / containment relations:

(a) For each object listed under a node/asset, assert the correct spatial relation predicates required by the domain (e.g., `on_`, `in_`).

(b) If an asset node is a container/device (e.g., `fridge`), treat it as both a navigable node AND a manipulable object/device, using only predicates the domain supports.

4) Hand state / holding:

Initialize hands as free unless specified otherwise, using the domain's exact predicates for holding/hand-free.

5) Open/closed / on/off states:

Initialize state facts (e.g., `is_open`, `is_on`) ONLY if such predicates exist in the domain and the scene provides this information. If unknown, prefer a conservative default (`closed/off`).

6) Accessibility / occlusion (optional):

If the domain contains accessibility predicates (e.g., `covered`), initialize them only if the scene provides enough information. Otherwise, omit them.

Goal Construction Rules:

1) Translate `{instruction}` into a formal goal using ONLY predicates defined in `{domain_pddl}`.

2) The goal must be a conjunction (and ...) of atomic predicates.

3) Do NOT use quantifiers (`forall/exists`) or any keyword not present in the domain.

4) Keep the goal minimal: only include predicates necessary to represent task completion.

Output Requirement:

Output JSON with two fields:

1) `"reasoning"`: A brief, step-by-step reasoning describing:

(a) how you interpreted nodes vs. objects,

(b) how you extracted `(:objects)` consistent with the domain typing style,

(c) how you initialized connectivity and doors,

(d) how you mapped scene object placements/states into init predicates,

(e) how you formed goal predicates from the instruction.

2) `"problem"`: A complete PDDL problem file as a multiline string, including helpful comments like ```; Objects```, ```; Connections```, ```; Doors```, ```; Positions / Containment```, ```; States```, and ```; Begin goal`` / ``; End goal```.

Example Output Format:

```
{
  "reasoning": "...",
  "problem": "(define (problem ...)\n (:domain ...)\n (:objects ...)\n (:init ...)\n (:goal ...)\n)"
}
```

k) *Simulated Environment Object Mapping Prompt*: This prompt directs the Semantic Object Grounding Assistant to map high-level plan objects to concrete simulation assets based on semantic relevance.

You are an expert Semantic Object Grounding Assistant for a robotic system. Your task is to map ``Query Objects`` (generated by a high-level planner) to ``Candidate Objects`` (existing in the simulation environment) based on semantic meaning.

Input Format:

You will receive a list of matching tasks. Each task represents a specific location (Node) and contains:

- 1) node\_id: The name of the location.
- 2) plan\_objects: A list of object names the robot WANTS to manipulate (Queries).
- 3) env\_objects: A list of object names ACTUALLY available in the environment (Candidates).

Matching Rules:

- 1) Category Priority:
  - (a) You must prioritize the object's noun or category over its adjectives.
  - (b) Example: ``white\_plate`` matches ``red\_plate`` (same category) significantly better than ``white\_table`` (same adjective but different category). Never match objects with different core categories just because they share a color or attribute string.
- 2) Attribute Tie-Breaking:
  - (a) If multiple candidates have the same category, use attributes (color, size, state) to distinguish them.
  - (b) Example: If the Query is ``red\_apple`` and Candidates are [``red\_apple\_v1``, ``green\_apple\_v2``], pick ``red\_apple\_v1``.
- 3) Forced Alignment:
  - (a) If the Query describes an attribute that does not exist in the Candidates (e.g., Query ``bigger\_apple`` but Candidates are only ``green\_apple`` and ``red\_apple``), you must still pick one valid candidate of the correct category. Do not leave it unmatched. In such cases, choose the most logical option or arbitrarily pick one to satisfy the mapping requirement, provided it is the correct object type.
- 4) One-to-One Mapping:
  - (a) Each plan\_object must match exactly one env\_object. Each env\_object can be used at most once per node. You must find the global optimal assignment for that node.

Example:

Input:

```
[
  {
    "node_id": "Kitchen_Counter",
    "plan_objects": ["white_plate", "bigger_apple"],
    "env_objects": ["red_plate_v1", "white_table_main",
                    "green_apple_01", "red_apple_02"]
  },
  {
    "node_id": "LivingRoom_Table",
    "plan_objects": ["cap", "remote"],
    "env_objects": ["hat_v1", "wooden_table",
                    "tv_remote_control"]
  }
]
```

Output:

```
{
  "reasoning": "Node Kitchen_Counter: 1. 'white_plate': Candidate 'white_table_main' shares color but is wrong category. Candidate 'red_plate_v1' is correct category. Match -> 'red_plate_v1'. 2. 'bigger_apple': No 'bigger' attribute found in candidates, but 'green_apple_01' and 'red_apple_02' are apples. Arbitrarily match -> 'green_apple_01'. Node LivingRoom_Table: 1. 'cap' is headwear, matches synonym 'hat_v1'. 2. 'remote' matches 'tv_remote_control'.",
  "mapping": {
    "Kitchen_Counter": {
      "white_plate": "red_plate_v1",
      "bigger_apple": "green_apple_01"
    }
  }
}
```

```
    },  
    "LivingRoom_Table": {  
      "cap": "hat_v1",  
      "remote": "tv_remote_control"  
    }  
  }  
}
```

Task Data: {task\_data\_json}

Output Requirement:

Return a valid JSON object only. The keys in the inner mapping must be the exact strings from plan\_objects, and values must be the exact strings from env\_objects.

l) *Simulated Environment Object Mapping Prompt*: This prompt directs the Semantic Object Grounding Assistant to map high-level plan objects to concrete simulation assets based on semantic relevance.

You are an expert Semantic Object Grounding Assistant for a robotic system. Your task is to map ``Query Objects`` (generated by a high-level planner) to ``Candidate Objects`` (existing in the simulation environment) based on semantic meaning.

Input Format:

You will receive a list of matching tasks. Each task represents a specific location (Node) and contains:

- 1) node\_id: The name of the location.
- 2) plan\_objects: A list of object names the robot WANTS to manipulate (Queries).
- 3) env\_objects: A list of object names ACTUALLY available in the environment (Candidates).

Matching Rules:

- 1) Category Priority:
  - (a) You must prioritize the object's noun or category over its adjectives.
  - (b) Example: ``white\_plate`` matches ``red\_plate`` (same category) significantly better than ``white\_table`` (same adjective but different category). Never match objects with different core categories just because they share a color or attribute string.
- 2) Attribute Tie-Breaking:
  - (a) If multiple candidates have the same category, use attributes (color, size, state) to distinguish them.
  - (b) Example: If the Query is ``red\_apple`` and Candidates are [``red\_apple\_v1``, ``green\_apple\_v2``], pick ``red\_apple\_v1``.
- 3) Forced Alignment:
  - (a) If the Query describes an attribute that does not exist in the Candidates (e.g., Query ``bigger\_apple`` but Candidates are only ``green\_apple`` and ``red\_apple``), you must still pick one valid candidate of the correct category. Do not leave it unmatched. In such cases, choose the most logical option or arbitrarily pick one to satisfy the mapping requirement, provided it is the correct object type.
- 4) One-to-One Mapping:
  - (a) Each plan\_object must match exactly one env\_object. Each env\_object can be used at most once per node. You must find the global optimal assignment for that node.

Example:

Input:

```
[
  {
    "node_id": "Kitchen_Counter",
    "plan_objects": ["white_plate", "bigger_apple"],
    "env_objects": ["red_plate_v1", "white_table_main",
                    "green_apple_01", "red_apple_02"]
  },
  {
    "node_id": "LivingRoom_Table",
    "plan_objects": ["cap", "remote"],
    "env_objects": ["hat_v1", "wooden_table",
                    "tv_remote_control"]
  }
]
```

Output:

```
{
  "reasoning": "Node Kitchen_Counter: 1. 'white_plate': Candidate 'white_table_main' shares color but is wrong category. Candidate 'red_plate_v1' is correct category. Match -> 'red_plate_v1'. 2. 'bigger_apple': No 'bigger' attribute found in candidates, but 'green_apple_01' and 'red_apple_02' are apples. Arbitrarily match -> 'green_apple_01'. Node LivingRoom_Table: 1. 'cap' is headwear, matches synonym 'hat_v1'. 2. 'remote' matches 'tv_remote_control'.",
  "mapping": {
    "Kitchen_Counter": {
      "white_plate": "red_plate_v1",
      "bigger_apple": "green_apple_01"
    }
  }
}
```

```
    },
    "LivingRoom_Table": {
      "cap": "hat_v1",
      "remote": "tv_remote_control"
    }
  }
}
```

Task Data: {task\_data\_json}

Output Requirement:

Return a valid JSON object only. The keys in the inner mapping must be the exact strings from plan\_objects, and values must be the exact strings from env\_objects.

m) *Ablation Study: Without Vision Prompt*: This prompt is used for the ablation study where the vision-based verification is disabled, forcing the model to generate the PDDL problem file relying solely on the textual scene graph.

You are an expert PDDL problem generator for a robotic agent. Your goal is to generate a PDDL problem file based on a given PDDL domain and a JSON scene graph, where keys represent asset names and values list the objects located in or on them.

Inputs:

- 1) Instructions: {instructions}
- 2) Available PDDL domain: {domain}
- 3) Scene Graph: {scene\_graph}

Output Requirements:

Your output should be a JSON object containing four parts:

- 1) "reasoning": Analyze the scene graph and output your reasoning.
- 2) "objects": Locate objects related to the task from the assets respectively.
- 3) "init": Describe the PDDL init state based on the assets and the given PDDL predicates.
- 4) "goal": Generate the PDDL goal from the human instructions.

Notes:

- 1) When generating the PDDL init, you should list predicates in the following order: type predicates, state predicates, spatial/position relationship predicates, and affordance predicates.
- 2) You should generate the objects and init state based on each asset respectively.
- 3) When generating the output, you should analyze the goal, recognize the objects related to it, and only include relevant objects and initial facts.
- 4) Some objects that seem unrelated to the goal but are necessary for solving the task (e.g., blocked or hindering objects) should also be recognized and included. Focus only on the scene and the goal; IGNORE any information about the robot (e.g., hand\_free, holding, robot).
- 5) It is not necessary to use the exact names from the provided scene graph. When naming objects, prioritize color attributes as the primary grounding feature. This includes the color of the object's body, its lid or cap, or the contents inside.

Example Output Format:

```
{
  "reasoning": "your analysis",
  "objects": {
    "asset_name_1": ["red_apple_1", "green_apple_1",
                    "yellow_bowl_1"],
    "asset_name_2": ["red_apple_2", "orange_bowl_2"]
  },
  "init": [
    "(on_table yellow_bowl_1)",
    "(on_table orange_bowl_2)"
  ],
  "goal": "(and (in red_apple_1 orange_bowl_2)
                (in red_apple_2 yellow_bowl_1))"
```

n) *Ablation Study: Without Expansion Prompt*: This prompt is used for the ablation study where the hierarchical scene graph expansion is bypassed, asking the model to generate the PDDL problem directly from specific images and the domain.

You are an expert PDDL problem generator for a robotic system. Your goal is to generate a PDDL problem file based on a given PDDL domain and images depicting various parts of the environment.

Inputs:

- 1) Instructions: {instructions}
- 2) Available PDDL domain: {domain}
- 3) Image\_IDs: {image\_ids}

Output Requirements:

Your output should include four parts:

- 1) "reasoning": Analyze the image and provide the reasoning.
- 2) "objects": Locate objects related to the task from the images respectively.
- 3) "init": Describe the PDDL init state from the images based on given PDDL predicates respectively.
- 4) "goal": Generate the PDDL goal from human instructions.

Notes:

- 1) When generating the PDDL init state, you should list predicates in the following order: type predicates, state predicates, spatial or position relationship predicates, and affordance predicates.
- 2) You should generate objects and the initial state based on each image respectively.
- 3) When generating, you should analyze the goal, recognize the objects related to the goal, and only include relevant objects and initial facts.
- 4) Some objects that are seemingly not related to the goal, but are necessary for solving the task (e.g., blocked or hindered objects), should be recognized and included as well. Focus only on the scene and the goal; IGNORE any information about the robot (e.g., hand\_free, holding, robot, etc.).
- 5) The image\_ids correspond to the images in the order provided.
- 6) When naming objects, prioritize color attributes as the primary grounding feature. This includes the color of the object's body, the color of its lid or cap, or the color of the contents inside.

Example Output Format:

```
{
  "reasoning": "your analysis",
  "objects": {
    "image_id_1": ["red_apple_1", "green_apple_1",
                  "yellow_bowl_1"],
    "image_id_2": ["red_apple_2", "orange_bowl_2"]
  },
  "init": [
    "(on_table yellow_bowl_1)",
    "(on_table orange_bowl_2)"
  ],
  "goal": "(and (in red_apple_1 orange_bowl_2)
                (in red_apple_2 yellow_bowl_1))"
}
```

*o) Ablation Study: Without Injection Prompt:* This prompt is for the ablation study where the object injection step is removed, requiring the model to generate the complete PDDL problem file directly from the domain and scene images without intermediate pruning.

You are an expert PDDL problem generator for a mobile manipulation robot. Your goal is to generate a PDDL problem file based on a given PDDL domain and images showing the different parts of the whole scene.

Environment Configuration:

- 1) Available Robot(s): {robot\_name}
- 2) Available Hand(s): {hand\_names}
- 3) Robot Initial Location: {robot\_init\_node}
- 4) Scene Graph Topology (Connectivity): {scene\_graph}
- 5) Task-Relevant Key Nodes (corresponding to the provided images in order): {key\_nodes}

Available PDDL Domain:

{domain}

Task Instruction:

{instruction}

Notes:

- 1) When generating PDDL init, you should use type predicates, state predicates, spatial or position relationship predicates, and affordance predicates in order.
- 2) When generating, you should analyze the goal, recognize the objects related to the goal, and only include relevant objects and initial facts.
- 3) Some objects that are seemingly not related to the goal, but are necessary for solving the task (e.g., blocked or hindered objects), should be recognized and included as well.
- 4) DO NOT use any type declarations in the generated problem file. Keep consistency with the domain file (e.g., using unary type predicates in the init section if required).
- 5) When naming objects, prioritize color attributes as the primary grounding feature. This includes the color of the object's body, the color of its lid or cap, or the color of the contents inside.

Output Requirement:

Return a JSON object with the following structure:

```
{
  "reasoning": "your analysis",
  "problem_file": "the complete PDDL problem file"
}
```