

# Understanding and Optimizing Attention-Based Sparse Matching for Diverse Local Features

Qiang Wang

## Abstract

We revisit the problem of training attention-based sparse image matching models for various local features. We first identify one critical design choice that has been previously overlooked, which significantly impacts the performance of the LightGlue model. We then investigate the role of detectors and descriptors within the transformer-based matching framework, finding that detectors, rather than descriptors, are often the primary cause for performance difference. Finally, we propose a novel approach to fine-tune existing image matching models using keypoints from a diverse set of detectors, resulting in a universal, detector-agnostic model. When deployed as a zero-shot matcher for novel detectors, the resulting model achieves or exceeds the accuracy of models specifically trained for those features. Our findings offer valuable insights for the deployment of transformer-based matching models and the future design of local features.

## 1. Introduction

Image matching or wide baseline stereo is important for computer vision tasks such as structure from motion [51, 70], visual localization [8, 42, 49, 50, 58] and simultaneous localization and mapping (SLAM) [40]. Many methods have been proposed, among which sparse image matching methods are known for efficiency and robustness [28, 34].

Sparse image matching methods mostly follow the detect-and-describe pipeline. Classic detector-based methods were dominated by hand-crafted features such as SIFT [2, 35], SURF [7] and ORB [46]. Deep learning methods are later introduced to replace hand-crafted heuristics by learning features such as SuperPoint [18], R2D2 [44], DISK [62], Dedode [21, 22], SiLK [24] and XFeat [43]. Both classic and learned features are initially matched by identifying nearest neighbors or via ratio test [35]. Due to the presence of potential outliers, robust matching techniques are typically employed to filter out suspicious matches [5, 23, 28].

The introduction of transformer-based methods such as SuperGlue [48] has revolutionized the landscape of image matching. Sarlin et al. [48] proposed an attention-based context aggregation method to generate enhanced fea-

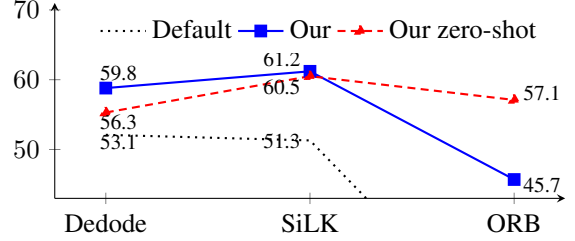


Figure 1. Existing training recipes for detector-based matching models, such as LightGlue, perform sub-optimally for certain key-point detectors. We present a simple yet effective training strategy that substantially improves performance for these detectors. In addition, we introduce a zero-shot matching approach that generalizes to novel detectors without retraining, while achieving performance comparable to models trained individually for each detector, measured on the MegaDepth-1500 benchmark under AUC@5°.

tures and brought significant performance improvement for learned [18, 62, 76] features as well as handcrafted ones [35]. It has been extended to detector-free matching pipelines [14, 57, 68].

However, the training of SuperGlue model was be challenging. Many follow-up works [13, 55, 65] failed to match the accuracy of official model. LightGlue [33] replaced the Sinkhorn algorithm with matchability prediction. It demonstrated that pre-training on synthetic homographies is crucial and discussed detailed training recipe. With the release of glue-factories [1], training LightGlue models became more accessible, but LightGlue models for many detectors such as SiLK and Dedode didn’t work well compared to SuperPoint or ALIKED[76]. For example, Kornia [45] trained the LightGlue model for Dedode [21]. Its performance is much worse than model for SuperPoint on MegaDepth1500 dataset (53.1 °compared to 67.0 under AUC@5), as shown in Figure 1. We find similar results with SiLK[24]. Additionally, no prior work has successfully applied attention-based matchers to binary features such as ORB. The underlying reasons for this failure remain largely unexplored.

Upon revisiting the training of existing matching models, we identified that the presence of nearby keypoints—introduced by multi-scale extraction or the absence

of non-maximum suppression—can significantly degrade the matching performance. Our analysis not only facilitates the training of LightGlue models for binary features such as ORB but also isolates the individual impact of detectors and descriptors on the matching performance. For non-binary features, the matching differences of transformer-based matching models are mostly caused by detectors. For binary features, the descriptors contribute more significantly for final performance.

It is known that the SuperGlue/LightGlue models are feature-dependent [48]. The model trained for SuperPoint feature will not work well when applied to other descriptors [37]. Consequently, for each new feature, it’s required to train specialized LightGlue model from scratch. Attributing the generalization limitations to the inherent biases of descriptors, Shen et al. [52] propose a detector-oblivious network, in which existing local descriptors are discarded. They propose a description network to extract local embedding from keypoint location and image, which is jointly trained with the matching model. Their model trained with SuperPoint keypoints can work for SIFT detectors, but the performance when applied to other features is unclear.

We show that most existing descriptors can work well across different detectors under attention-based matching framework, as long as the matching model is trained with such detectors. Our methods are closely related to the recent works on descriptor compression for visual localization, which show very compact descriptor is only needed [30]. Our analysis is based on decoupling the detector and descriptor for feature matching [21, 67]. We carefully revisit the baseline of applying existing LightGlue models to novel detector by extracting the descriptors at keypoint locations obtained by the new detector. We find such baseline did not work out-of-the box also due to near-by keypoints [52]. It can outperform learned descriptor network [52] with simple fixes such as extracting at single scale [44, 46] or enabling non-max-suppression (NMS) [21, 24].

We further propose one method to fine-tune existing image matching models towards universal detector-agnostic ones with fixed descriptors. It’s achieved by incorporating additional correspondence supervision from various local detectors during the fine-tuning process. The fine-tuned model demonstrates improved generalization performance when applied to novel detectors. It show similar performance compared to carefully-tuned specialist matching models. We can predict the approximate gain with transformer-based matching model for local features without training. For local detectors without descriptors such as Key.Net [6] and TILDE [64], our model can serve as drop-in matching network for them. Considering the detectors rather than descriptors matter more for transformer-based methods, ensemble with multiple detectors can boost the matching accuracy. Our model naturally enables efficient detector ensemble since only one

matching model is needed during inference.

Our de-coupled paradigm also enables powerful matching performance for binary features. Our zero-shot matcher can run successfully on the challenging IMC 2021 dataset with ORB keypoints. It can localize 71.4% night queries under (0.25m/2°) with ORB keypoints and pre-trained LightGlue model on Aachen day-night dataset [50]. This opens up new applications where the same keypoints need to be computed on-device and in the cloud. For example, replacing the global localization or loop closure in ORB-SLAM3 with transformer-based matching enables tightly-coupled visual positioning systems [4, 11, 40].

To summarize, the main contributions of the paper are:

- We revisit the deployment of learning-based sparse image matching models for diverse local features and emphasize the critical importance of removing nearby keypoints.
- The impact of detectors and descriptors within attention-based matching frameworks can be decoupled, revealing their respective roles in overall matching performance.
- We fine-tune existing models to achieve generic, zero-shot, detector-agnostic matching, demonstrating consistent improvements across all evaluated features.
- Our findings offer new insights into optimizing the training and deployment of specialized LightGlue models for novel feature types.

## 2. Related work

**Sparse image matching methods** first detect local features using hand-designed or learned heuristics, represented as 2D locations [7, 35, 46]. Each local feature is then characterized by the descriptor computed from the neighborhood of the keypoint. Deep learning methods have been employed to learn local detectors [6, 64], descriptors [36], or both [18, 20, 21, 44]. Over the past decade, the matching accuracy of learned features has surpassed that of traditional methods [21, 24, 43]. However, most sparse features still adhere to the detect-and-describe methodology.

Image correspondences are established by nearest neighbor (NN) or ratio test (RT) between the descriptors. Nearest neighbor-based matching methods face the issue of false-positive and missed matches, as they rely solely on feature appearance without considering the 2D locations of the keypoints [15, 23]. Outlier detection and filtering are often followed to remove suspicious matches [5, 10, 12, 75].

**Deep image matchers** are primarily inspired by the pioneering work of SuperGlue [48, 72, 73]. The SuperGlue model aggregates both appearance and geometric information with position encoding. Information between pairs of images is shared through cross-attention layers [63]. This approach consistently boosts performance when trained on various features [9, 35, 45, 62, 76]. Subsequent works aim to enhance SuperGlue by incorporating cluster information [55], semantic information [74] or leveraging foundation

models [27, 41]. Recent studies show that the SuperGlue model still demonstrates superior performance on various tasks [9]. Lindenberger et al. [33] propose LightGlue which adds adaptive keypoint pruning and early exit for SuperGlue model. They also replace MLP positional encoding with rotary position encoding[56] and discard Sinkhorn algorithm for match assignment. Their open-sourced glue-factory repo [1] enables easier training of LightGlue models for novel features.

**Decoupling the feature detector and descriptor** is not novel. It has been explored for both hand-crafted features [25, 54] and learned features [6, 36, 39, 59]. While some works emphasize the advantages of joint learning [18, 20], Edstedt et al. [21] argue that decoupled learning is superior. However, the decoupling of the detector and descriptor is rarely addressed when using attention-based transformer models [52], partially due to the poor generalization of SuperGlue models to other features [13, 55, 65].

**Generalization of deep image matching models** to new features has rarely been discussed since it was commonly believed that the SuperGlue models are feature-dependent. The SuperGlue model trained for SuperPoint will fail when fed in R2D2 descriptors [44, 52]. This is expected since the domain gap between different descriptors can be large. As an early attempt to build detector-agnostic image matching model, Shen et al. [52] propose detector-oblivious network for matching. A detector-oblivious description network is fed with the keypoint locations and image to replace local descriptors. Some preliminary results are shown, which successfully apply such model trained on SuperPoint keypoints to SIFT keypoints. They also include a simple baseline, which naively extracts SuperPoint descriptor from R2D2 keypoint location and feeds it into SuperGlue model trained for SuperPoint features. However, such baseline brings significant performance drop on MegaDepth dataset. We revisit this baseline with careful inspection and find that several implementation details can significantly impact performance. By addressing these issues, we obtain a strong zero-shot image matching model for novel detectors without modifying the network architecture or re-training from scratch.

### 3. Always remove nearby keypoints

During training SuperGlue model, ground truth correspondences are generated by first computing the reprojection matrix between all detected keypoints using the ground truth homography or pose and depth. Correspondences are cells with a reprojection error that is a minimum along both rows and columns, and that is lower than given threshold: 3, 5, and 3 pixels for homographies, indoor, and outdoor matching respectively[48]. For SuperPoint or DISK which performs detection at single scale and performs non-maximum-suppression, SuperGlue works pretty well[33].

For features that might generate nearby keypoints at adja-

Inference↓	Default		Our	
	AUC@5°/10°20°	#NI	AUC@5°/10°20°	#NI
Dedode(NMS=3)	54.7/69.8/81.2	465	<b>58.8/73.1/83.3</b>	<b>458</b>
Dedode(no NMS)	52.1/66.6/77.9	275	56.2/70.5/81.7	254
SiLK(NMS=3)	57.9/71.9/82.2	329	<b>61.2/74.8/84.4</b>	<b>348</b>
SiLK(no NMS)	51.3/65.0/75.8	131	47.8/61.8/72.7	94.5
R2D2(SS)	58.4/70.7/79.3	571	<b>64.1/76.8/85.7</b>	<b>579</b>
R2D2(MS)	63.9/77.3/86.5	329	60.1/74.1/83.7	434
ORB(SS)	N/A	-	<b>45.7/59.4/71.1</b>	<b>173</b>
ORB(MS)	N/A	-	21.2/32.6/45.4	94

Table 1. Training LightGlue model for Dedode/SiLK by turning on NMS, for R2D2/ORB with single-scale training (default multi-scale). The AUC and number of inliers(#NI) on MegaDepth1500 dataset are shown, with at most 2048 features and Lo-RANSAC estimator. Our training recipe shows consistent gain.




Figure 2. LightGlue matching results for SiLK with and without NMS are shown. Without NMS, SiLK show cluttered keypoints, many of which the LightGlue model fails to match.

cent locations as shown in Fig. 1, establishing ground truth matches using the criteria above can be problematic. On one hand, R2D2 and ORB extract keypoints at multi-scales, which may produce keypoints at very close locations on different scales. Currently the correspondences for features across different scales are not handled explicitly.

On the other hand, recent local features such as Dedode [21] and SiLK [24] show strong matching results with MNN at the cost of many keypoints (10K-30K), but the official implementations of Dedode and SiLK comes without non-maximum suppression (NMS) [22]. When integrating Dedode with Kornia [45], the code related to NMS have been completely removed. Due to the in-accurate depth estimation on MegaDepth dataset, the correspondences for near-by keypoints can be wrong.

To verify the impact of NMS and multi-scale extraction, we train four LightGlue models: Dedode/SiLK feature with NMS enabled, R2D2/ORB with single-scale extraction. The results for two-view pose estimation task on Megadept-1500 dataset are shown in Tab. 1.



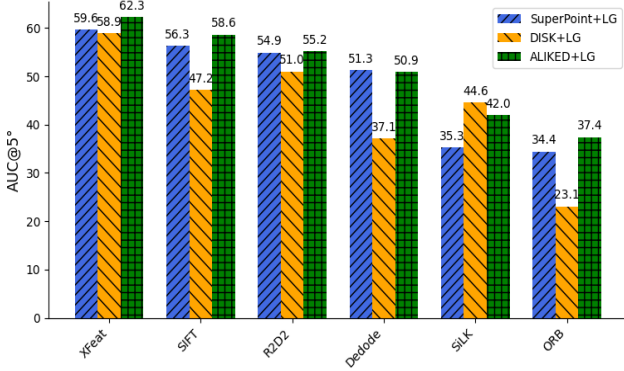


Figure 3. Relative pose estimation results with the official LightGlue models applied to novel detectors on the MegaDepth-1500 dataset. Naively applying pre-trained LightGlue models obtains degraded results.

Our model for Dedode trained with NMS is consistently better than official model in Kornia, with 4.1%/3.3% absolute gain of AUC@5°. The same trend holds for SiLK features as well, with NMS during training and test, we obtain 9.9% absolute gain. For R2D2, we obtain similar accuracy when the training and inference configurations are aligned. Notable performance drops (4%~6.1%) occur when the inference configuration differs from the training setup for R2D2, indicating inherent bias of the matching models.

We visualize the matching results of the LightGlue model on SiLK features in Fig. 2, with and without NMS. Without NMS, the SiLK features contain many repeatable but closely spaced keypoints. However, the LightGlue model fails to match many of these potential correspondences. When NMS is applied, the same LightGlue model successfully recovers most of the matches. **Interestingly, this behavior contrasts with the original SiLK paper, which recommends disabling NMS when using nearest-neighbor matching.**

For ORB features, the default training of LightGlue model with multi-scale extraction fails to converge. Simply turning on single-scale extraction makes the training stabilized. For LightGlue+ORB features, the AUC@5° is 45.7, while nearest-neighbor matcher obtains only 10.1, suggesting LightGlue can bring significant boost for binary features since it can leverage the context to mitigate the deficiencies of less discriminative descriptors. Compared to non-binary features, LightGlue models still perform worse. In the following section, we identify the individual contributions of detector and descriptor for the performance gap.

## 4. Generalization of attention-based matcher

### 4.1. Baseline setup and results

We study the generalization of attention-based matcher with a simple baseline that applies existing LightGlue model to

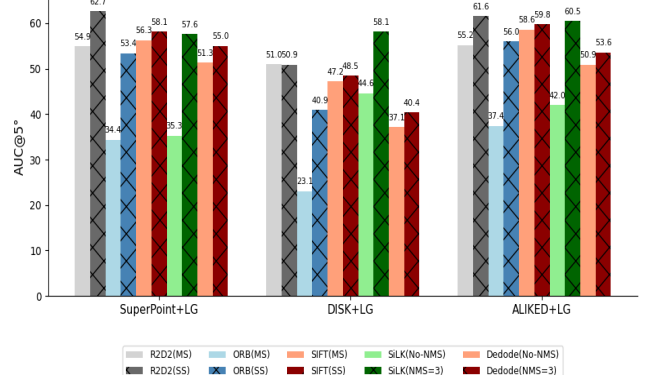


Figure 4. Matching novel detectors with off-the-shelf LightGlue models by removing nearby keypoints via NMS or single-scale extraction. One obtains consistent gains with different matchers.

novel features. Given a LightGlue model trained for feature  $F_A$  and any feature detector  $F_B$  that outputs the keypoint position  $P$ , we sample the corresponding descriptor from feature map of  $F_A$ . We feed location  $P$  and feature descriptions (denoted as  $F_{A,B}$ ) to pre-trained LightGlue model trained for  $F_A$ .

We run such baseline on MegaDepth-1500 [32] dataset for two-view relative pose estimation task. The pose accuracy measured with AUC@5°/10° is shown in Figure 3. Different detectors exhibit varying performances when matched with off-the-shelf models, indicating such baseline doesn't always work out-of-the-box.

XFeat detector [43] is designed to be faster alternative to DISK/SuperPoint. It can be matched pretty well with off-the-shelf ALIKED matcher (62.3/76.0 @ AUC 5°/10°). For reference, the accuracy of the XFeat features matched with nearest neighbor matching is only 42.8/57.1. SIFT detector with the specialist LightGlue model for SIFT descriptors achieves accuracy of 59.2 @ AUC 5° [33]. When replacing the SIFT matcher with SuperPoint or ALIKED matchers, the respective results are 56.3 (↓2.9) and 58.6 (↓0.6). These results are encouraging, considering that SuperPoint primarily focuses on corners, while SIFT is designed to detect blobs and all models weights for frozen.

Dedode, SiLK and ORB exhibit poor results when paired with existing matchers, consistent with previous works [52]. As we have discussed before, the off-the-shelf LightGlue models are trained without nearby keypoints, we therefore extract single scale for R2D2, SIFT and ORB. The results are shown in Fig. 4. It leads to significant improvements. When matched with SuperPoint descriptors as in [52], extracting single-level features for R2D2 results in 14.2% relative gain (54.9→62.7). The number of inliers also increases substantially (255→606). Similar results are obtained for the DISK and ALIKED matchers. SIFT features also consistently benefit from extracting at single-scale only. Though the



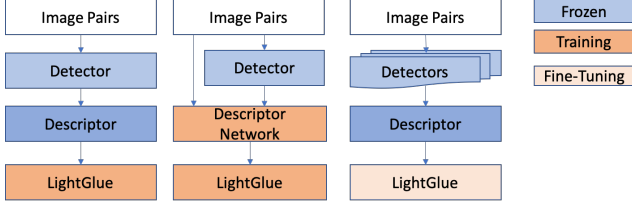


Figure 5. Left: The typical training approach for the LightGlue model, tailored to a single detector. Middle: Jointly training the descriptor network and LightGlue model toward a detector-agnostic matcher [52]. Right: Our method of fine-tuning an existing LightGlue model.

impact of multi-scale extraction on SIFT is relatively low compared to ORB and R2D2 ( $\uparrow 1.2\%$ - $1.8\%$  @AUC/ $5^\circ$  with LO-RANSAC). The reason that SIFT is the least affected (2.4%) since keypoints are detected by identifying local extrema in the difference of Gaussian thus unlikely to obtain multiple keypoints at near-by location. ORB detects feature independently across many scales and the locations with high responses are likely to be identified as keypoints multiple time across different scales. It caused major difference between single-scale and multi-scale extraction (117%).

Out of the three matching models evaluated, the LightGlue model for ALIKED generalizes best. When coupled with SIFT keypoints, it obtains comparable results (58.6/72.8, AUC@5/ $10^\circ$ ) with official LightGlue model trained for SIFT features (59.2/72.6, AUC@5/ $10^\circ$ ). For De-dode keypoints, its performance (53.6, AUC@ $5^\circ$ , 544 inliers) is also comparable to the specialist LightGlue model for De-dode (54.7, AUC@ $5^\circ$ , 465 inliers). The LightGlue model for SuperPoint descriptor shows competitive results with slightly worse accuracy. DISK descriptors and matcher, on the other hand, perform worst for most detectors. This suggests that the DISK descriptor and matcher might be biased, which adversely impacts the generalization ability.

Given that the descriptor model and LightGlue models are specialists trained for specific detectors, the domain gap when applying them to different detectors may lead to unexpected performance drop. In the following section, we present a method to fine-tune existing matching models towards stronger detector-agnostic models. It not only boosts performance for all off-the-shelf models, but also closes the gap between them.

## 4.2. Towards detector-agnostic matching model

Previous works [52] attribute the representation power of the descriptor as the bottleneck of generalization and replace the existing descriptor with a learned network. However, for transformer-based models, we argue that most existing feature descriptors are discriminative enough since the models can use cross attention and context for matching. We attribute the performance gap with above model to the bias

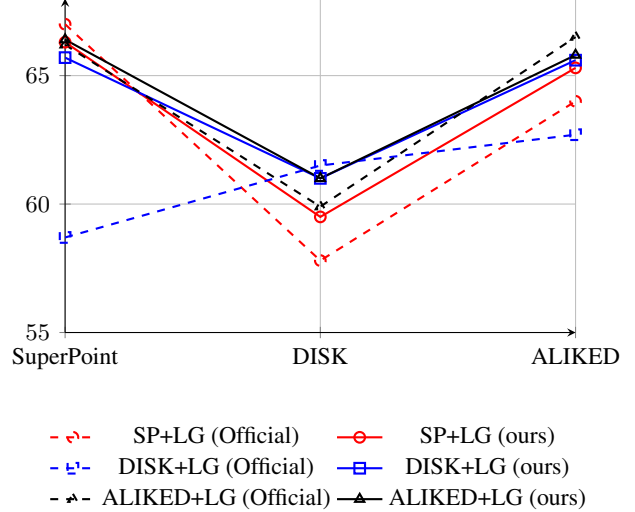


Figure 6. The pose estimation accuracy on Megadepth-1500 dataset with our fine-tuned model for SuperPoint, DISK and ALIKED. The matching performances are mostly related to the detectors used.

of local detectors during training rather than descriptors. The keypoints for training are all extracted using one specific detector. To verify the idea that existing descriptors are not the issue, we fine-tuned the LightGlue model with descriptors extracted by multiple detectors, while keeping the descriptor network weights frozen, as shown in Fig. 5.

Three LightGlue models [33] for SuperPoint, DISK, and ALIKED are tuned on the MegaDepth dataset [32], which is also used for initial training. We extract keypoints for all three features and sample the same descriptors for all keypoints. Each model is fine-tuned for 10 epochs. The initial learning rate is set at  $5e-5$  for the first 5 epochs. The learning rate is exponentially reduced to  $6e-5$  after 10 epochs. The fine-tuning process for each model takes about 1.5 days.

The relative pose estimation accuracy on the MegaDepth-1500 dataset using SuperPoint, DISK, and ALIKED after fine tuning are shown in Fig. 6. With the official model, matching the same keypoints with different descriptors results in performances degradation. For example, matching SuperPoint keypoints with DISK descriptors obtains 58.7% under AUC@ $5^\circ$ , compared to 67.0% with SuperPoint descriptors. After fine-tuning, the performance gap is largely closed, with the AUC@ $5^\circ$  of 65.7%. The AUC is comparable for the same detectors no matter what descriptors or matchers are used. The results indicate that the detectors, not the descriptors, are the key factor that determine the accuracy of transformer-based matching methods.

In the following section, we evaluate the fine-tuned model on detectors that are not seen during training or fine-tuning and compare them to specialist models. Our model can work out-of-the box for detectors without descriptors such as TILDE or KeyNet without any training.

## 5. Experiments

We first evaluate our model on the relative pose estimation task using the MegaDepth1500 dataset, followed by the evaluation on the Image Matching Competition 2021 (IMC) dataset. For downstream tasks, we evaluate performance on the Aachen Day-Night dataset [50] and the InLoc [58] dataset for visual localization tasks.

### 5.1. Relative pose estimation

For relative pose estimation task, the MegaDepth-1500 dataset is chosen following previous work [33, 43, 57]. It includes 1500 image pairs from St.Peters Square & Reichstag. **Evaluation setup:** The long side of the image is resized to 1600 and at most 2,048 keypoints are extracted for all detectors. The essential matrix is computed with LO-RANSAC [29]. Rotation and translation are then computed following [33]. The inlier thresholds are automatically chosen based on the test data. For R2D2, we extract only with single scale. We use the official Dedode (v1) weights since it’s the one that Kornia trained the LightGlue model for. The pose error is computed as the maximum angular error in rotation and translation. The AUC at 5°, 10°, and 20° are reported.

**Baselines:** We choose nearest neighbor (NN) and LightGlue model trained individually for specific feature (specialist LightGlue). For SIFT, the official weights provided by the LightGlue [33] is used. For Dedode, the LightGlue model provided by Kornia [45] is used. For R2D2, XFeat and ORB, we train with glue-factory[1]. For R2D2 and ORB, we extract only at single scale during training and inference.

We include state-of-the-art GIM [53], which is an optimized SuperGlue model trained on both MegaDepth [32] dataset and additional 100-hour internet videos. We also include a re-implemented version of detector-oblivious network (DON) [52], which jointly learns the descriptor with keypoint location and image. As the specific description network is not disclosed, it is implemented as 4-layer MLP network. Patch size  $P \times P$  centering at the keypoint location is cropped and feed into the MLP network, which outputs 256D feature as input to LightGlue model. The weights for MLP network is jointly trained with the LightGlue network. It’s very similar to the patch embedding of vision transformer [19]. The auxiliary networks for overlap and depth regions estimation [52] are removed for fair comparison.

**Results:** As shown in Table 2, the specialist LightGlue model trained for each feature outperforms NN-based matching, indicating the effectiveness of attention-based context aggregation models [33, 48]. Our fine-tuned model brings consistent improvement for all detectors. For SIFT keypoints, our fine-tuned model with ALIKED descriptor outperforms official LightGlue model for SIFT. For Dedode keypoints, our model with SuperPoint descriptors outperform the LightGlue model for Dedode. The results suggest training feature-specific matcher might not be optimal.



Figure 7. Matching ORB keypoints with different methods. Top: ORB descriptor + Nearest neighbor, Middle: DISK descriptor + official LightGlue model. Bottom: DISK descriptor + our fine-tuned LightGlue model. We did NOT tune on ORB keypoints.

With our fine-tuned model for ALIKED descriptors, we obtains the best matching results for SIFT, XFeat and ORB keypoints. It serves as a strong zero-shot detector-agnostic matching model with average accuracy 59.7/73.8/84.0.

The official DISK+LightGlue model did not perform well compared to LightGlue model for ALIKED, with the average accuracy being 47.3/59.8/69.1. After tuning with our method, the performance is largely boosted (56.8/70.4/80.4). This substantiates the importance of our cross-feature fine tuning.

Our model trained for SuperPoint features achieves similar performance compared with GIM. GIM performs better than our model for SIFT features. Note GIM is trained with annotation with SIFT matches on additional internet videos. Our model is entirely fine-tuned on MegaDepth dataset and no SIFT keypoints. Our model with SuperPoint descriptors perform better than GIM for R2D2 and XFeat features, while GIM is better for ORB features.

Matching ORB features with Hamming Distance results in many wrong matches as shown in Figure 7. With the default LightGlue models, only a few correct matches are kept. Our fine-tuned model brings many more correct matches.

The detector-oblivious network (DON) [52] performs worse than our descriptor-based matcher, suggesting local descriptors are still important for existing detector-based models. **We hypothesize that sufficiently large models may not require the inductive bias of handcrafted descriptors, as evidenced by the recent success of DUST3R[69] and follow-up works such as MAST3R[31] and VGGT[66].**

### 5.2. Image matching challenge 2021

**Evaluation setup:** We benchmark our model on the image matching challenge 2021 [60]. The results are evaluated on

Detector Matcher	SIFT	Dedode(w/ nms)	R2D2-SS	XFeat	ORB-SS	Average
Nearest-Neighbor	40.1/53.5/64.6	44.3/58.1/69.0	45.4/56.3/64.3	42.8/57.1/68.6	10.1/16.7/24.7	36.5/48.3/58.2
Specialist LG[33]	59.2/72.6/82.8	54.7/69.8/81.2	<b>64.1/76.8/85.7</b>	60.7/74.9/84.8	45.7/59.4/71.1	56.9/70.7/81.1
GIM+SP+LightGlue[53]*	57.7/71.7/82.0	<b>57.6/72.7/83.5</b>	62.4/75.2/84.6	60.0/74.4/84.3	54.0/69.0/80.1	58.3/72.6/82.9
DON[52]	45.8/58.9/69.3	45.4/60.1/72.3	52.7/65.7/75.5	56.8/71.7/82.3	48.2/61.4/71.4	49.8/63.6/74.2
DISK+LightGlue	47.2/59.2/68.0	40.4/54.3/65.7	50.9/62.8/71.1	58.9/72.8/82.7	40.9/52.0/60.2	47.3/59.8/69.1
DISK+Ours	55.2/68.7/78.3	51.0/66.2/78.0	60.1/72.5/81.4	62.0/75.6/85.2	55.7/69.0/79.0	56.8/70.4/80.4
SP+LightGlue	56.3/70.6/81.3	55.0/69.7/80.9	62.7/75.4/84.6	59.6/74.0/84.1	53.4/67.9/78.8	57.4/71.5/81.9
SP+Ours	58.0/72.4/83.3	57.1/71.2/82.6	63.2/76.0/85.4	60.8/75.1/85.1	53.2/68.1/80.0	<b>58.5/72.6/83.3</b>
ALIKED+LightGlue	58.6/72.8/82.9	53.6/68.9/80.5	61.6/74.5/83.9	62.3/76.0/85.6	56.0/70.1/80.7	58.4/72.5/82.7
ALIKED+Ours	<b>60.1/74.4/84.4</b>	55.3/70.6/82.0	<u>63.4/76.3/85.8</u>	<b>62.7/76.5/86.0</b>	<b>57.1/71.1/81.7</b>	<b>59.7/73.8/84.0</b>

Table 2. Relative pose estimation accuracy on the MegaDepth-1500 dataset for unseen detectors, using both our model and the off-the-shelf model. Fine-tuning results in significant performance gains. Our model, using the ALIKED descriptor, achieves the best average accuracy, with results comparable to all individually trained specialist models. The **best** results and second best are highlighted. \* GIM was fine-tuned with SIFT keypoints.

Descriptor	Detector matcher	Official model		Our model		Change	
		Stereo	multi-view	Stereo	multi-view	Stereo	multi-view
DISK	SuperPoint	41.3	68.9	51.7	74.3	<b>10.4</b>	<b>5.4</b>
	DISK	59.3	76.2	58.9	76.1	-0.4	0.1
	ALIKED	57.7	72.0	61.1	76.7	<b>3.4</b>	<b>4.7</b>
	R2D2-SS	36.6	N/A	50.0	75.2	<b>13.4</b>	-
	R2D2-MS	36.3	N/A	45.3	70.8	<b>9.0</b>	-
	ORB-SS	30.5	N/A	38.7	64.5	<b>8.2</b>	-
	ORB-MS	18.2	N/A	25.3	N/A	<b>7.1</b>	-
SuperPoint	SuperPoint	50.1	74.5	53.8	75.1	<b>3.7</b>	<b>0.6</b>
	DISK	53.0	74.9	52.9	73.8	-0.1	-1.1
	ALIKED	58.0	76.3	61.0	77.8	<b>3.0</b>	<b>1.5</b>
	R2D2-SS	56.8	76.9	57.6	77.0	0.8	0.1
	R2D2-MS	46.3	71.1	47.8	72.0	1.5	0.9
	ORB-SS	31.0	59.2	32.3	59.3	1.3	0.1
	ORB-MS	14.6	N/A	15.7	N/A	1.3	-
ALIKED	SuperPoint	50.2	73.6	51.9	74.5	1.7	0.9
	DISK	57.1	76.0	58.1	75.8	1.0	-0.2
	ALIKED	61.6	78.0	61.9	76.9	0.3	-1.1
	R2D2-SS	50.2	75.2	52.5	76.3	<b>2.3</b>	<b>1.1</b>
	R2D2(MS)	41.4	69.4	44.6	70.4	<b>3.2</b>	<b>1.0</b>
	ORB-SS	35.5	64.0	38.1	64.8	<b>2.6</b>	<b>0.8</b>
	ORB-MS	23.1	N/A	24.3	N/A	1.2	-

Table 3. The accuracy measure with mAA@10° with off-the-shelf LightGlue model and our fine-tuned model on Image Matching Competition 2021 PhotoTourism subset. We show the difference between our model and off-the-shelf model.

the stereo task and multi-view task with the PhotoTourism subset. We evaluate the restricted keypoints category, where at most 2K keypoints can be extracted. The initial matches are filtered with DEGENSAC [16, 17, 38] before evaluation. The results are reported with mean average accuracy (mAA) at a 10° error threshold in Table 3.

**Results:** The off-the-shelf LightGlue model trained for DISK fails when coupled with ORB and R2D2 detectors for multi-view task due to too few correct matches, while our fine-tuned model runs successfully for all scenes. With DISK+LightGlue, our fine-tuned model show better results for all other detectors, with negligible impact for DISK detectors.

Our fine-tuned models for SuperPoint and Aliked features

increase the matching accuracy for most detectors. When used as zero-shot matcher for ORB detectors, our model for ORB keypoints obtains 64.8 w/ mAA @10° for multi-view task.

Similar to the results on MegaDepth-1500 datasets, the multi-scale R2D2 (R2D2-MS) is worse than single-scale R2D2 (R2D2-SS). For example, with our fine-tuned DISK matcher, the mAA@10° for R2D2-SS is 50.0/75.2 for stereo task, while for R2D2-MS the corresponding accuracy is only 45.3/70.8. Similarly, ORB extracted at single scale (ORB-SS) out-performs multi-scale ORB (ORB-MS) for both tasks.

### 5.3. Application to visual localization

We evaluate our method on the widely-used Aachen Day-Night dataset [50] and InLoc Dataset [58]. Aachen Day-Night dataset is a large-scale outdoor dataset aimed to evaluate the visual localization methods across difference times of the day. InLoc dataset is a challenging indoor visual localization dataset with high scene similarity and few texture.

The accuracy is measured with percentage of total queries measure under three translation error and rotation error threshold (0.25m/2°, 0.5m/5°, 5m/10°). The ground truth is hidden and the results are evaluated by online server.

We use the hloc [47] toolbox for all experiments. For Aachen dataset, the map with 3D point cloud and local features is constructed by COLMAP [51] during off-line mapping stage. During localization stage, the top-50 most similar database image with the query image are obtained with NetVLAD [3]. Then 2D-2D matches are established by local matching. The final pose is solved with 2D-3D matches. For all detectors, we extract at most 4096 keypoints. For InLoc dataset, there is no need for SFM stage. The complete results are shown in Table 4. We highlight the items for which the accuracy difference is large than 3% between off-the-shelf model and our fine-tuned model.



Descriptor & matcher	Detector	Tuned	Aachen		InLoc	
			Day	Night	duc1	duc2
DISK/LG	SuperPoint	✗	85.8/92.6	65.3/76.5	36.4/58.1	34.4/52.7
		✓	88.8/95.6	84.7/92.9	46.0/67.2	47.3/67.9
	ALIKED	✗	<b>3.0/3.0</b>	<b>19.4/16.4</b>	<b>9.6/9.1</b>	<b>12.9/15.2</b>
		✓	87.5/95.0	77.6/86.7	37.4/58.1	42.0/58.8
	R2D2	✗	88.2/95.4	83.7/90.8	47.5/65.7	38.2/56.5
		✓	<b>6.1/4.1</b>	<b>10.1/7.6</b>	<b>-3.8/-2.3</b>	
	ORB	✗	80.6/87.6	45.9/53.1	26.3/40.9	27.5/36.6
		✓	88.0/93.7	78.6/88.8	45.5/65.7	36.6/54.2
	ORB	✗	<b>7.4/6.1</b>	<b>32.7/35.7</b>	<b>19.2/14.8</b>	<b>9.1/17.6</b>
		✓	76.8/86.2	41.8/52.0	28.8/44.9	15.3/32.8
	ORB	✗	82.0/91.3	62.2/82.7	37.4/54.0	29.8/49.6
		✓	<b>5.2/5.1</b>	<b>20.4/30.7</b>	<b>8.6/9.1</b>	<b>14.5/16.8</b>
SP/LG	DISK	✗	85.6/93.6	81.6/90.8	39.4/55.6	38.9/61.8
		✓	85.7/94.5	82.7/89.8	42.4/62.6	35.9/60.3
	ALIKED	✗			<b>3.0/7.0</b>	
		✓	88.5/95.1	86.7/91.8	47.0/61.1	44.3/64.9
	R2D2	✗	89.2/95.4	84.7/90.8	44.9/61.6	45.8/69.5
		✓				<b>1.5/4.6</b>
	R2D2	✗	88.6/94.9	87.8/91.8	45.5/66.7	49.6/70.2
		✓	88.0/94.8	88.8/91.8	50.0/69.7	51.9/74.8
	ORB	✗			<b>4.5/3.0</b>	<b>2.3/4.6</b>
		✓	79.9/90.4	67.3/83.7	40.4/57.6	35.1/54.2
	ORB	✗	80.8/90.7	70.4/88.8	39.4/58.1	40.5/60.3
		✓		<b>3.1/5.1</b>		<b>5.4/6.1</b>
ALIKED	SuperPoint	✗	89.2/95.5	84.7/92.9	45.5/66.7	45.8/69.5
		✓	88.6/95.9	86.7/94.9	44.9/65.7	42.7/74.8
	DISK	✗			<b>-3.1/5.3</b>	
		✓	86.3/94.2	84.7/90.8	42.9/60.6	37.4/60.3
	R2D2	✗	85.8/94.3	82.7/89.8	43.9/60.1	36.6/65.6
		✓				<b>-0.8/5.3</b>
	R2D2	✗	88.2/94.5	84.7/91.8	51.0/71.2	49.6/73.3
		✓	89.8/94.9	88.8/92.9	50.0/71.2	53.4/73.3
	ORB	✗		<b>4.1/1.1</b>		<b>3.8/0.0</b>
		✓	82.3/91.7	69.4/89.8	40.9/59.6	38.2/60.3
	ORB	✗	82.9/91.3	71.4/88.8	41.9/59.1	39.7/64.9
		✓				<b>1.5/4.6</b>

Table 4. Localization results on Aachen day-night dataset and InLoc dataset. We highlight items for which the accuracy difference between official model and our fine-tuned model is larger than 3%.

DISK descriptors perform poorly when coupled with other detectors when using the official LightGlue model. When using R2D2 or ORB as detector, it only localizes  $< 50\%$  queries under  $(0.25\text{m}/2^\circ)$  for Aachen night queries. After fine-tuning the matching model with our method, it shows significant performance gain for all detectors. For R2D2 and ORB keypoints, the absolute gain is 32.7% and 20.4% under  $(0.25\text{m}/2^\circ)$ . We also obtain significant improvement when coupled DISK matcher with other detectors on InLoc dataset, with the accuracy improvement under  $0.25\text{m}/2^\circ$  ranging from 8.6% to 19.2%. The only exception occurs when using ALIKED keypoints with DISK matcher for duc2, with minor degradation of 3.8%.

SuperPoint descriptors coupled with all learned detectors perform well, obtaining  $>82\%$  successful queries under  $(0.25\text{m}/2^\circ)$  on Aachen night queries. The results are surprising considering that SuperPoint descriptors were only trained for SuperPoint keypoints. When using R2D2 feature extracted with single-scale, it obtains the best results for Aachen and InLoc datasets. This is contrary to previous works [52] that suggest SuperGlue model trained for SuperPoint will not generalize to R2D2 keypoints. ORB feature

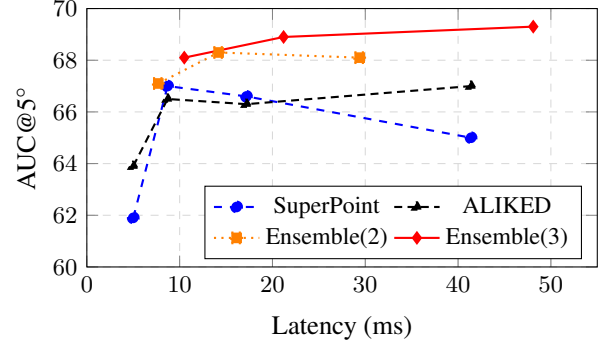


Figure 8. Ensemble of multiple detectors with single matcher. Ensemble(2) combines SuperPoint and Aliked keypoints, while Ensembles(3) also includes SIFT keypoints. The ensemble model shows higher AUC@5°. For SuperPoint/ALIKED, the results are obtained with 1K/2K/4K/8K keypoints; for ensemble methods, each detector detects 1K/2K/4K keypoints.

shows relatively low accuracy as expected. Our model localizes 70.4% (+3.1%) night queries under  $(0.25\text{m}/2^\circ)$  with ORB keypoints, which indicates the strength of attention-based method for matching ultra-fast binary detectors.

ALIKED descriptors perform similar to SuperPoint on Aachen Day-Night dataset when coupled with other detectors. The biggest difference after fine-tuning on Aachen dataset is for R2D2 keypoints(+4.1 absolute gain under  $0.25\text{m}/2^\circ$ ). For ORB keypoints, it obtains the highest accuracy when matched with ALIKED descriptors (71.4%).

## 5.4. Discussion

Our models enables test-time ensemble with multiple detectors, which show consistent gain with more detectors included as shown in Fig. 8. Training with cross-modality data to make existing matching models work across various modalities is promising future work since we have shown that attention-based methods indeed suffer from detector bias, as shown in concurrent works[26, 71].

## 6. Conclusion

We revisit the application of transformer-based image matching models on different local features. A simple yet effective approach is introduced to remove nearby keypoints, leading to a significant impact on performance. To better understand the roles of detectors and descriptors, we conduct a decoupled analysis within the attention-based image matching framework. Furthermore, we propose a novel fine-tuning method to adapt existing specialized models into detector-agnostic models. Experimental results on public benchmarks across various tasks demonstrate the effectiveness of our approach. We believe our work provides valuable insights for developing improved sparse image matching models and local features.

## References

- [1] glue-factory. <https://github.com/cvg/glue-factory>, Retrieved on Nov. 11, 2024. 1, 3, 6
- [2] Relja Arandjelović and Andrew Zisserman. Three things everyone should know to improve object retrieval. In *CVPR*, 2012. 1
- [3] Relja Arandjelovic, Petr Gronat, Akihiko Torii, Tomas Pajdla, and Josef Sivic. NetVLAD: CNN architecture for weakly supervised place recognition. In *CVPR*, 2016. 7
- [4] Hujun Bao, Weijian Xie, Quanhao Qian, Danpeng Chen, Shangjin Zhai, Nan Wang, and Guofeng Zhang. Robust tightly-coupled visual-inertial odometry with pre-built maps in high latency situations. *IEEE TVCG*, 28(5):2212–2222, 2022. 2
- [5] Daniel Barath and Jiri Matas. Graph-cut RANSAC: Local optimization on spatially coherent structures. *IEEE TPAMI*, 44(9):4961–4974, 2021. 1, 2
- [6] Axel Barroso-Laguna, Edgar Riba, Daniel Ponsa, and Krystian Mikolajczyk. Key. net: Keypoint detection by handcrafted and learned cnn filters. In *ICCV*, 2019. 2, 3
- [7] Herbert Bay, Tinne Tuytelaars, and Luc Van Gool. SURF: Speeded up robust features. In *ECCV*. Springer, 2006. 1, 2
- [8] Hermann Blum, Alessandro Mercurio, Joshua O’Reilly, Tim Engelbracht, Mihai Dusmanu, Marc Pollefeys, and Zuria Bauer. Crocodl: Cross-device collaborative dataset for localization. In *Proceedings of the Computer Vision and Pattern Recognition Conference*, pages 27424–27434, 2025. 1
- [9] Sierra Bonilla, Chiara Di Vece, Rema Daher, Xinwei Ju, Danail Stoyanov, Francisco Vasconcelos, and Sophia Bano. Mismatched: Evaluating the limits of image matching approaches and benchmarks. *ArXiv*, 2408.16445, 2024. 2, 3
- [10] Eric Brachmann and Carsten Rother. Neural-guided RANSAC: Learning where to sample model hypotheses. In *ICCV*, 2019. 2
- [11] Carlos Campos, Richard Elvira, Juan J. Gómez Rodríguez, José M. M. Montiel, and Juan D. Tardós. ORB-SLAM3: An accurate open-source library for visual, visual-inertial, and multimap SLAM. *IEEE Transactions on Robotics*, 37(6):1874–1890, 2021. 2
- [12] Luca Cavalli, Viktor Larsson, Martin Ralf Oswald, Torsten Sattler, and Marc Pollefeys. Handcrafted outlier detection revisited. In *ECCV*, 2020. 2
- [13] Hongkai Chen, Zixin Luo, Jiahui Zhang, Lei Zhou, Xuyang Bai, Zeyu Hu, Chiew-Lan Tai, and Long Quan. Learning to match features with seeded graph matching network. In *ICCV*, 2021. 1, 3
- [14] Hongkai Chen, Zixin Luo, Lei Zhou, Yurun Tian, Mingmin Zhen, Tian Fang, David Mckinnon, Yanghai Tsin, and Long Quan. ASpanFormer: detector-free image matching with adaptive span transformer. In *ECCV*, 2022. 1
- [15] Ondřej Chum and Jiri Matas. Matching with prosac-progressive sample consensus. In *CVPR*, 2005. 2
- [16] Ondřej Chum, Jiri Matas, and Josef Kittler. Locally optimized ransac. In *Pattern Recognition*, 2003. 7
- [17] Ondřej Chum, Tomas Werner, and Jiri Matas. Two-view geometry estimation unaffected by a dominant plane. In *CVPR*, 2005. 7
- [18] Daniel DeTone, Tomasz Malisiewicz, and Andrew Rabinovich. SuperPoint: Self-supervised interest point detection and description. In *CVPRW*, 2018. 1, 2, 3
- [19] Alexey Dosovitskiy, Lucas Beyer, Alexander Kolesnikov, Dirk Weissenborn, Xiaohua Zhai, Thomas Unterthiner, Mostafa Dehghani, Matthias Minderer, Georg Heigold, Sylvain Gelly, Jakob Uszkoreit, and Neil Houlsby. An image is worth 16x16 words: Transformers for image recognition at scale. *ArXiv*, abs/2010.11929, 2020. 6
- [20] Mihai Dusmanu, Ignacio Rocco, Tomas Pajdla, Marc Pollefeys, Josef Sivic, Akihiko Torii, and Torsten Sattler. D2-net: A trainable cnn for joint description and detection of local features. In *CVPR*, 2019. 2, 3
- [21] Johan Edstedt, Georg Bökman, Mårten Wadenbäck, and Michael Felsberg. Dedode: Detect, don’t describe—describe, don’t detect for local feature matching. In *3DV*, 2024. 1, 2, 3
- [22] Johan Edstedt, Georg Bökman, and Zhenjun Zhao. Dedode v2: Analyzing and improving the dedode keypoint detector. In *CVPRW*, 2024. 1, 3
- [23] Martin A Fischler and Robert C Bolles. Random sample consensus: a paradigm for model fitting with applications to image analysis and automated cartography. *Communications of the ACM*, 24(6):381–395, 1981. 1, 2
- [24] Pierre Gleize, Weiyao Wang, and Matt Feiszli. Silk: Simple learned keypoints. In *ICCV*, 2023. 1, 2, 3
- [25] Chris Harris, Mike Stephens, et al. A combined corner and edge detector. In *Alvey vision conference*, pages 10–5244. Citeseer, 1988. 3
- [26] Xingyi He, Hao Yu, Sida Peng, Dongli Tan, Zehong Shen, Hujun Bao, and Xiaowei Zhou. Matchanything: Universal cross-modality image matching with large-scale pre-training. In *Arxiv*, 2025. 8
- [27] Hanwen Jiang, Arjun Karpur, Bingyi Cao, Qixing Huang, and André Araujo. OmniGlue: Generalizable feature matching with foundation model guidance. In *CVPR*, 2024. 3
- [28] Yuhe Jin, Dmytro Mishkin, Anastasiia Mishchuk, Jiri Matas, Pascal Fua, Kwang Moo Yi, and Eduard Trulls. Image matching across wide baselines: From paper to practice. *IJCV*, 129(2), 2021. 1
- [29] Viktor Larsson and contributors. PoseLib - Minimal Solvers for Camera Pose Estimation. <https://github.com/vlarsson/PoseLib>, 2020. 6
- [30] Zakaria Laskar, Iaroslav Melekhov, Assia Benbihi, Shuzhe Wang, and Juho Kannala. Differentiable product quantization for memory efficient camera relocalization. *arXiv preprint arXiv:2407.15540*, 2024. 2
- [31] Vincent Leroy, Yohann Cabon, and Jérôme Revaud. Grounding image matching in 3d with mast3r. In *European Conference on Computer Vision*, pages 71–91. Springer, 2024. 6
- [32] Zhengqi Li and Noah Snavely. MegaDepth: Learning single-view depth prediction from internet photos. In *CVPR*, 2018. 4, 5, 6
- [33] Philipp Lindenberger, Paul-Edouard Sarlin, and Marc Pollefeys. LightGlue: local feature matching at light speed. *ICCV*, 2023. 1, 3, 4, 5, 6, 7, 11

- [34] Thibaut Loiseau and Guillaume Bourmaud. Rubik: A structured benchmark for image matching across geometric challenges. In *Proceedings of the Computer Vision and Pattern Recognition Conference*, pages 27070–27080, 2025. 1
- [35] David G Lowe. Distinctive image features from scale-invariant keypoints. *IJCV*, 60:91–110, 2004. 1, 2
- [36] Anastasiia Mishchuk, Dmytro Mishkin, Filip Radenovic, and Jiri Matas. Working hard to know your neighbor’s margins: Local descriptor learning loss. *NeurIPS*, 2017. 2, 3
- [37] Dmytro Mishkin. Experiments with lightglue: geometry representation and initialization. <https://ducha-aiki.github.io/wide-baseline-stereo-blog/2023/12/03/Geometry-Encoding-SIFT-LightGlue.html>, Retrieved Nov. 11, 2024. 2
- [38] Dmytro Mishkin, Jiri Matas, and Michal Perdoch. MODS: Fast and robust method for two-view matching. *CVIU*, 2015. 7
- [39] Arun Mukundan, Giorgos Tolias, Andrei Bursuc, Hervé Jégou, and Ondřej Chum. Understanding and improving kernel local descriptors. *IJCV*, 127(11):1723–1737, 2019. 3
- [40] Raúl Mur-Artal and Juan D Tardós. ORB-SLAM2: An open-source SLAM system for monocular, stereo, and RGB-D cameras. *IEEE Transactions on Robotics*, 33(5):1255–1262, 2017. 1, 2
- [41] Maxime Oquab, Timothée Darcet, Théo Moutakanni, Huy Vo, Marc Szafraniec, Vasil Khalidov, Pierre Fernandez, Daniel Haziza, Francisco Massa, Alaaeldin El-Nouby, et al. DINOv2: Learning robust visual features without supervision. *arXiv:2304.07193*, 2023. 3
- [42] Vojtech Panek, Qunjie Zhou, Yaqing Ding, Sérgio Agostinho, Zuzana Kukelova, Torsten Sattler, and Laura Leal-Taixé. A guide to structureless visual localization. *arXiv preprint arXiv:2504.17636*, 2025. 1
- [43] Guilherme Potje, Felipe Cadar, André Araujo, Renato Martins, and Erickson R Nascimento. XFeat: Accelerated features for lightweight image matching. In *CVPR*, 2024. 1, 2, 4, 6
- [44] Jerome Revaud, Cesar De Souza, Martin Humenberger, and Philippe Weinzaepfel. R2D2: Reliable and repeatable detector and descriptor. *NeurIPS*, 2019. 1, 2, 3
- [45] E. Riba, D. Mishkin, D. Ponsa, E. Rublee, and G. Bradski. Kornia: an open source differentiable computer vision library for pytorch. In *Winter Conference on Applications of Computer Vision*, 2020. 1, 2, 3, 6
- [46] Ethan Rublee, Vincent Rabaud, Kurt Konolige, and Gary Bradski. ORB: An efficient alternative to sift or surf. In *ICCV*, 2011. 1, 2, 11
- [47] Paul-Edouard Sarlin, Cesar Cadena, Roland Siegwart, and Marcin Dymczyk. From coarse to fine: Robust hierarchical localization at large scale. In *CVPR*, 2019. 7
- [48] Paul-Edouard Sarlin, Daniel DeTone, Tomasz Malisiewicz, and Andrew Rabinovich. SuperGlue: Learning feature matching with graph neural networks. In *CVPR*, 2020. 1, 2, 3, 6
- [49] Paul-Edouard Sarlin, Mihai Dusmanu, Johannes L Schönberger, Pablo Speciale, Lukas Gruber, Viktor Larsson, Ondrej Miksik, and Marc Pollefeys. LaMAR: Benchmarking localization and mapping for augmented reality. In *ECCV*, 2022. 1
- [50] Torsten Sattler, Will Maddern, Carl Toft, Akihiko Torii, Lars Hammarstrand, Erik Stenborg, Daniel Safari, Masatoshi Okutomi, Marc Pollefeys, Josef Sivic, et al. Benchmarking 6DOF outdoor visual localization in changing conditions. In *CVPR*, 2018. 1, 2, 6, 7
- [51] Johannes L Schonberger and Jan-Michael Frahm. Structure-from-motion revisited. In *CVPR*, 2016. 1, 7
- [52] Xuelun Shen, Qian Hu, Xin Li, and Cheng Wang. A detector-oblivious multi-arm network for keypoint matching. *IEEE TIP*, 32:2776–2785, 2023. 2, 3, 4, 5, 6, 7, 8, 11
- [53] Xuelun Shen, Zhipeng Cai, Wei Yin, Matthias Müller, Zijun Li, Kaixuan Wang, Xiaozhi Chen, and Cheng Wang. GIM: Learning generalizable image matcher from internet videos. In *ICLR*, 2024. 6, 7
- [54] Jianbo Shi et al. Good features to track. In *CVPR*, 1994. 3
- [55] Yan Shi, Jun-Xiong Cai, Yoli Shavit, Tai-Jiang Mu, Wensen Feng, and Kai Zhang. Clustergnn: Cluster-based coarse-to-fine graph neural network for efficient feature matching. In *CVPR*, 2022. 1, 2, 3
- [56] Jianlin Su, Murtadha Ahmed, Yu Lu, Shengfeng Pan, Wen Bo, and Yunfeng Liu. Roformer: Enhanced transformer with rotary position embedding. *Neurocomputing*, 568:127063, 2024. 3
- [57] Jiaming Sun, Zehong Shen, Yuang Wang, Hujun Bao, and Xiaowei Zhou. LoFTR: Detector-free local feature matching with transformers. In *CVPR*, 2021. 1, 6
- [58] Hajime Taira, Masatoshi Okutomi, Torsten Sattler, Mircea Cimpoi, Marc Pollefeys, Josef Sivic, Tomas Pajdla, and Akihiko Torii. InLoc: Indoor visual localization with dense matching and view synthesis. In *CVPR*, 2018. 1, 6, 7
- [59] Yurun Tian, Xin Yu, Bin Fan, Fuchao Wu, Huub Heijnen, and Vassileios Balntas. SOSNet: second order similarity regularization for local descriptor learning. In *CVPR*, 2019. 3
- [60] Eduard Trulls, Yuhe Jin, Kwang Yi, Dmytro Mishkin, and Jiri Matas. Image matching challenge 2021. <https://www.cs.ubc.ca/research/image-matching-challenge/current/>, Retrieved Nov. 11, 2024. 6, 11
- [61] Joseph Tung, Gene Chou, Ruojin Cai, Guandao Yang, Kai Zhang, Gordon Wetzstein, Bharath Hariharan, and Noah Snavely. Megascenes: Scene-level view synthesis at scale. In *ECCV*, 2024. 11
- [62] Michał Tyszkiewicz, Pascal Fua, and Eduard Trulls. DISK: Learning local features with policy gradient. *NeurIPS*, 2020. 1, 2
- [63] Ashish Vaswani, Noam Shazeer, Niki Parmar, Jakob Uszkoreit, Llion Jones, Aidan N Gomez, Łukasz Kaiser, and Illia Polosukhin. Attention is all you need. *NeurIPS*, 2017. 2
- [64] Yannick Verdie, Kwang Yi, Pascal Fua, and Vincent Lepetit. Tilde: A temporally invariant learned detector. In *CVPR*, 2015. 2
- [65] Ostap Viniavskyi, Mariia Dobko, Dmytro Mishkin, and Oles Dobosevych. OpenGlue: Open source graph neural net based pipeline for image matching. *arXiv:2204.08870*, 2022. 1, 3
- [66] Jianyuan Wang, Minghao Chen, Nikita Karaev, Andrea Vedaldi, Christian Rupprecht, and David Novotny. VggT: Visual geometry grounded transformer. In *Proceedings of the Computer Vision and Pattern Recognition Conference*, pages 5294–5306, 2025. 6



- [67] Qiang Wang. Mad-dr: Map compression for visual localization with matchness aware descriptor dimension reduction. In *ECCV*, 2024. 2
- [68] Qing Wang, Jiaming Zhang, Kailun Yang, Kunyu Peng, and Rainer Stiefelhagen. Matchformer: Interleaving attention in transformers for feature matching. In *ACCV*, 2022. 1
- [69] Shuzhe Wang, Vincent Leroy, Yohann Cabon, Boris Chidlovskii, and Jerome Revaud. Dust3r: Geometric 3d vision made easy. In *Proceedings of the IEEE/CVF Conference on Computer Vision and Pattern Recognition*, pages 20697–20709, 2024. 6
- [70] Changchang Wu. Towards linear-time incremental structure from motion. In *3DV*, 2013. 1
- [71] Fei Xue, Sven Elfle, Laura Leal-Taixé, and Qunjie Zhou. Matcha: towards matching anything, 2025. 8
- [72] Kwang Moo Yi, Eduard Trulls, Yuki Ono, Vincent Lepetit, Mathieu Salzmann, and Pascal Fua. Learning to find good correspondences. In *CVPR*, 2018. 2
- [73] Jiahui Zhang, Dawei Sun, Zixin Luo, Anbang Yao, Lei Zhou, Tianwei Shen, Yurong Chen, Long Quan, and Hongen Liao. Learning two-view correspondences and geometry using order-aware network. In *ICCV*, 2019. 2
- [74] Yesheng Zhang and Xu Zhao. Mesa: Matching everything by segmenting anything. In *CVPR*, 2024. 2
- [75] Chen Zhao, Zhiguo Cao, Chi Li, Xin Li, and Jiaqi Yang. NM-Net: Mining reliable neighbors for robust feature correspondences. In *CVPR*, 2019. 2
- [76] Xiaoming Zhao, Xingming Wu, Weihai Chen, Peter C. Y. Chen, Qingsong Xu, and Zhengguo Li. Aligned: A lighter keypoint and descriptor extraction network via deformable transformation. *IEEE Transactions on Instrumentation & Measurement*, 72:1–16, 2023. 1, 2

## 7. Appendix

### 7.1. Visualization

We show image matching results for stereo task on IMC2021 [60] dataset in Fig. 9. All keypoints are detected by ORB [46] extracted at single scale. They are matched with LightGlue models trained for DISK, SuperPoint and ALIKED descriptors. The results with off-the-shelf models are shown on the top, while the results with our models are shown below. Our models obtain significantly more correct matches compared with the off-the-shelf models [33], suggesting the importance of our fine-tuning method. Compared to LightGlue model for DISK and SuperPoint, the model for ALIKED descriptors obtains most correct matches.

We illustrate the performance of our single fine-tuned model applied to different detectors in Fig. 10 on the multi-view task for IMC2021. All results are obtained using single model with DISK descriptors, while the keypoints are detected by DISK, SuperPoint, R2D2 and ORB. Our model effectively matches keypoints from different detectors, while performance differences between features can be attributed to the detectors themselves. For example, the DISK detector predominantly identifies keypoints on buildings and statue, which contributes to its strong performance on tourism photos. SuperPoint detects keypoints at sparser locations, focusing primarily on corners. R2D2 produces a more evenly distributed set of keypoints, which is advantageous for visual localization tasks, as the matches are spread across the image. In contrast, ORB features tend to cluster keypoints, making them less suitable for pose estimation tasks.

### 7.2. Limitations

The performance of our model is limited by capacity of descriptor and detector, as we don’t fine-tune the weights of local features. For now, we need datasets with multi-view posed images such as MegaDepth and MegaScenes [61] for fine-tuning, which are challenging to collect.

### 7.3. Additional details

For LightGlue models trained on R2D2, XFeat, and ORB, the original descriptors are projected to 256 dimensions to maintain the same network capacity. Early exit for LightGlue models are disabled through all experiments.

The maximum image size for multi-scale extraction is the same as single-scale extraction, 1600 for Aachen Day-Night dataset. The minimum size is set to 256 following previous work [52].

For ORB features, we extract 5 scales by default.

For Dedode in Kornia, version 0.7.4 was used, in which NMS is absent. We have submitted a fix to Kornia.<sup>1</sup>

The latency reported in Fig. 8 was measured on a machine equipped with a single GTX 4090 GPU.

<sup>1</sup>See the PR on GitHub: [kornia/kornia#3153](https://github.com/kornia/kornia/pull/3153)




Figure 9. Image matching examples for the IMC2021 phototourism stereo task. All keypoints are detected using ORB. From left to right, the matches are obtained using LightGlue models with DISK descriptors, SuperPoint descriptors, and ALIKED descriptors. The 1st and 3rd rows show results from the official LightGlue models, while the 2nd and 4th rows present results from LightGlue models fine-tuned using our methods. Best viewed in color.






Figure 10. Results on the IMC2021 multi-view task. All results are obtained using our single LightGlue model fine-tuned for the DISK descriptors. From left to right, keypoints are detected by DISK, SuperPoint, R2D2 and ORB. Keypoints that are part of the 3D reconstruction models are shown in blue, while others are shown in red. The results demonstrate that our model can effectively match keypoints from various detectors. Best viewed in color.