

NeuroScaler: Towards Energy-Optimal Autoscaling for Container-Based Services

Alisson O. Chaves¹², Rodrigo Moreira³, Larissa F. Rodrigues Moreira¹³,
João Correia⁴, David Santos², Rui Silva², Tiago Barros², Daniel Corujo², Miguel Rocha⁴⁵,
Flávio de Oliveira Silva⁵

¹Federal University of Uberlândia (UFU), Uberlândia-MG, Brazil

²Instituto de Telecomunicações (ITAV), Aveiro, Portugal

³Federal University of Viçosa (UFV), Rio Paranaíba-MG, Brazil

⁴OmniumAI, Braga, Portugal

⁵University of Minho (UMinho), Braga, Portugal

Emails: {rodrigo, larissa.f.rodrigues}@ufv.br, jcorreia@omniumai.com,
{aoc.alisson, davidsantos, ruimiguelsilva, tiagobarros, dcorujo}@av.it.pt, {mrocha, flavio}@di.uminho.pt

Abstract—Future networks must meet stringent requirements while operating within tight energy and carbon constraints. Current autoscaling mechanisms remain workload-centric and infrastructure-siloed, and are largely unaware of their environmental impact. We present NeuroScaler, an AI-native, energy-efficient, and carbon-aware orchestrator for green cloud and edge networks. NeuroScaler aggregates multi-tier telemetry, from Power Distribution Units (PDUs) through bare-metal servers to virtualized infrastructure with containers managed by Kubernetes, using distinct energy and computing metrics at each tier. It supports several machine learning pipelines that link load, performance, and power. Within this unified observability layer, a model-predictive control policy optimizes energy use while meeting service-level objectives. In a real testbed with production-grade servers supporting real services, NeuroScaler reduces energy consumption by 34.68% compared to the Horizontal Pod Autoscaler (HPA) while maintaining target latency.

Index Terms—Green communications; Energy-aware autoscaling; Carbon-aware Networking; Model Predictive Control (MPC); AI-native orchestration; Multi-tier telemetry

I. INTRODUCTION

Sustainability [1] and Artificial Intelligence (AI) [2] are central to current and future networks, with AI enabling intelligent energy management for more sustainable operations. As infrastructures move toward 6th Generation Mobile Network (6G), the growing scale of data processing and service diversity enlarges the Information and Communication Technologies (ICT) energy footprint, making energy efficiency and carbon reduction core goals for the next decade [3].

AI and Machine Learning (ML) are key enablers of sustainable mobile network management [4]. By combining predictive modeling, orchestration, and automation, AI-driven frameworks adapt compute/network resources to workload changes to balance performance and energy efficiency. Machine Learning Operations (MLOps) advances enable continuous training, deployment, and monitoring for closed-loop control [5].

Despite progress in carbon and energy-aware orchestration, the state of the art is still fragmented in scope and integration [6]. Caspian and CASPER target carbon intensity and latency but

stay at the cloud/application layer without telecom or multi-domain integration [7], [8]; CarbonScaler and Opportunistic Energy-Aware Scheduling add energy metrics and ML-based power prediction yet remain limited to data-center or single-cluster contexts [9], [10].

We introduce a usage-aware platform for sustainable networking that uses a modular MLOps architecture to design, train, deploy, and monitor predictive pipelines for energy/performance optimization. By integrating heterogeneous telemetry from Power Distribution Units (PDUs), hosts, Virtual Machines (VMs), and containers, it provides multi-tier visibility. It applies ML forecasting for predictive scaling and service migration across data-center and 5th Generation Mobile Network (5G)/6G domains. Validated on a real telco-graded testbed, an AI-native Model Predictive Control (MPC) autoscaler cuts energy by 34.68% without Service Level Objectives (SLOs) violations, making energy a first-class control objective across the cloud–edge–telco continuum.

The main contributions of this work are: (i) an architecture for AI-native green orchestration across the cloud–edge–5G continuum leveraging heterogeneous power and performance telemetry; (ii) an MPC-based autoscaling framework that internalizes energy and carbon objectives without sacrificing SLOs; and (iii) experimental evidence that sustainability-aware, telco-grade automation enabled a greener digital infrastructure.

The paper is organized as follows: Section II surveys energy-efficiency work; Section III overviews NEURONET; Section IV details NeuroScaler; Section V presents the use case; Section VI describes the experimental setup; Section VII reports results; Section VIII concludes with future work.

II. RELATED WORK

This subsection surveys AI-native, sustainability-aware orchestration in cloud/edge/telco—systems that automate deployment, placement, scaling, and migration with energy/carbon data—emphasizing works that go beyond monitoring to implement concrete control or scheduling.

TABLE I: Compact qualitative comparison with the literature.

Approach	Type & Scope	Orchestration Logic	Use of Energy / Carbon	Telco & Multi-Domain Integration
Caspian [7]	Carbon-aware scheduler for multi-cluster Kubernetes (K8s).	Optimization-based placement using carbon intensity and capacity.	Central design objective.	Geo-distributed clouds only; no 5G core/RAN/transport scope.
CASPER [8]	Carbon-aware provisioning for web services.	Multi-objective optimization for emissions vs. latency SLOs.	Central; explicit carbon minimization.	Geo-distributed cloud and app-layer focus; no Virtual Network Functions (VNFs)/slices integration.
CarbonScaler [9]	Autoscaler for elastic batch workloads.	Carbon-tuned scaling of batch jobs.	Central; uses temporal carbon signals.	Single-domain cloud; limited to flexible batch scenarios.
Opportunistic Energy-Aware Scheduling [10]	Energy-aware container scheduling in DC/K8s.	Graph Neural Networks (GNN)-based power prediction plus energy-efficient placement.	Uses power as key decision input.	Confined to data center/K8s; no telco or multi-domain orchestration.
Spatio-Temporal Shifting [11]	Edge-cloud carbon-aware scheduling concepts.	Conceptual and algorithmic spatio-temporal policies.	Carbon-centric design.	Edge-cloud continuum; telco aspects abstracted; no concrete orchestrator.
Green Cloud Continuum [12]	Analytical model for cloud-edge awareness.	Defines metrics and requirements; no runtime controller.	Energy integral to models.	Cloud-edge continuum; partial network view; lacks operational integration.
NEURONET NeuroScaler	AI-native orchestrator across DC, edge, 5G core/Radio Access Network (RAN), transport.	Closed-loop, telemetry-driven placement, scaling, and migration with programmable intents.	Central: multi-source energy, carbon, and Quality of Service (QoS) jointly optimized.	Explicit: unifies IT, edge, and telco domains under a single end-to-end control plane.

Caspian is a carbon-aware scheduler for multi-cluster K8s, placing workloads by spatio-temporal carbon intensity and resource availability [7]. It cuts emissions in geo-distributed clouds but lacks integration with 5G core, RAN, or transport domains.

CASPER delivers carbon-aware scheduling/provisioning for geo-distributed web services via multi-objective optimization that minimizes emissions while meeting latency SLOs [8]. It operates at the application/cloud-region level, without explicit coupling to telecom functions or end-to-end service chains.

CarbonScaler adjusts batch-workload resources in response to dynamic carbon-intensity signals [9]. It achieves significant emission cuts in cloud batch processing but assumes flexible completion times and does not target continuous services or multi-domain orchestration.

Opportunistic Energy-Aware Scheduling [10] proposes an energy-aware scheduler for container platforms that uses graph neural networks to predict host power and steer container placement. It demonstrates intra-cluster ML-based energy gains but is limited to data-center workloads and single-domain K8s.

Carbon-Aware Spatio-Temporal Workload Shifting [11] surveys and systematizes spatial and temporal workload shifting strategies for edge-cloud systems, proposing a carbon-aware scheduling perspective for distributed infrastructures [11]. The contribution frames the design space but does not provide a fully integrated runtime orchestrator.

Modeling the Green Cloud Continuum [12] analyzes cloud-edge continuum architectures and highlights the lack of energy awareness, proposing modeling guidelines and metrics for greener deployments [12]. The work is architectural and analytical, without implementing concrete control loops for operational orchestration.

Table I provides a compact qualitative comparison with

the literature. *Type & Scope* classifies each approach (framework/scheduler/model; cloud/edge/telco); *Orchestration Logic* summarizes decision methods and lifecycle actions (deployment, placement, scaling, migration; intents/optimization/ML); *Use of Energy/Carbon Signals* notes whether these are primary, secondary, or absent; *Telco & Multi-Domain Integration* indicates coverage beyond cloud/DC to edge, 5G core, RAN, and transport.

The related work advances intent-based automation, carbon-aware scheduling, and energy-efficient management but remains fragmented. Caspian [7], CASPER [8], CarbonScaler [9], and Raith et al. [10] center carbon/energy yet target geo-distributed web services, batch workloads, or single-domain K8s/data-center clusters—omitting unified control across 5G core, RAN, and transport.

Conceptual work on spatio-temporal shifting [11] and green cloud-edge continua [12] clarifies sustainability goals. Still, it lacks an operational, AI-native orchestrator that jointly reasons over data-center, edge, and network resources with fine-grained, multi-source telemetry. This exposes a gap for an integrated, multi-domain, sustainability-centric layer combining intent-driven automation, rich observability, and multi-objective (QoS, Service-Level Agreement (SLA), energy, carbon) decision-making across the cloud-edge–5G/6G continuum.

III. NEURONET

NEURONET is an intelligent platform that contributes to sustainable and green networking by employing various AI techniques to integrate data from the edge, the RAN, and the data center, supporting the network core and various services. In Fig. 1, we bring the overall NEURONET architecture and interactions. NEURONET handles large volumes of monitoring data, both in terms of energy and computational resources, and

makes online policy decisions that minimize energy consumption while maintaining SLO. To achieve this, NEURONET was built using MLOps principles.

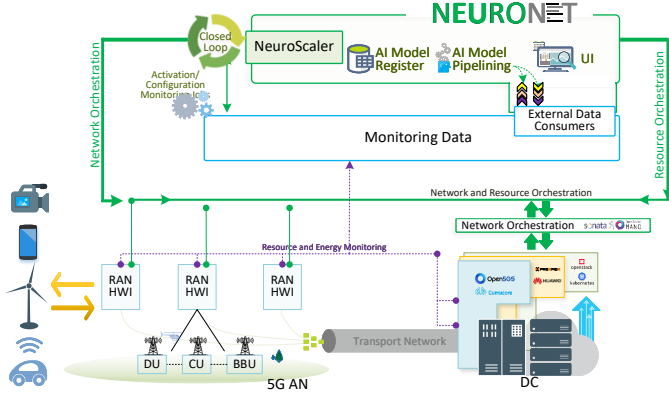


Fig. 1: NEURONET overall view.

To support its goals, NEURONET introduces a software layer that integrates and enriches monitoring parameters, with a strong focus on energy-related metrics. By incorporating time series analysis with multi-step forecasting and other ML approaches, NEURONET enables the early detection of energy consumption trends. NEURONET also includes a mechanism to feed these insights back into the network and the data center via Application Programming Interfaces (APIs), enabling proactive resource management and intelligent automation to optimize energy efficiency across the data center and network infrastructure. This work focuses on the NeuroScaler, NEURONET’s orchestration entity.

IV. NEUROSCALER

NeuroScaler orchestrates services using ML models deployed on NEURONET. It interacts with the infrastructure to scale services up and down, start and stop them, or change their placement as needed. As the entity responsible for closed-loop integration with the infrastructure and network, it can interact with network orchestrators, Virtual Infrastructure Managers (VIMs), and switch devices on/off according to the infrastructure capabilities. In this work, we focus on the interaction with a Kubernetes-based infrastructure. NeuroScaler can support multiple ML models and implement various orchestration policies based on different ML strategies.

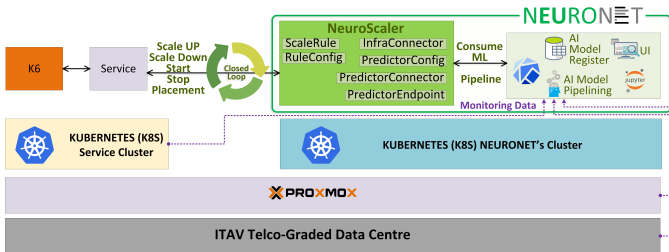


Fig. 2: NeuroScaler Internal components and integrations.

In this sense, NeuroScaler can consume various ML pipelines, thereby supporting multiple types of predictions, such as energy consumption and service latency.

Figure 2 presents the main components of NeuroScaler. Due to space constraints, we will describe only their names and roles.

- **ScaleRule:** Defines the autoscaling policy for predictor workloads. It specifies the predictor ID/namespace, minimum–maximum replicas, step size, and upper/lower trigger thresholds, encapsulating the logic and configuration that govern scaling behavior in K8s.
- **RuleConfig:** Configures and manages NeuroScaler’s scaling rules. It loads, validates, persists, and updates ScaleRule definitions so they’re available at runtime, while leaving decision logic to other components.
- **PredictorEndpoint:** Represents a live predictor service endpoint (e.g., REST) that exposes runtime metrics (latency, Central Processing Unit (CPU) usage, request rate). It tracks the endpoint ID, the most recent metric value, and the current status, providing feedback to inform scaling decisions.
- **PredictorConfig:** Centralizes configuration for predictor service such as endpoint URLs, polling intervals, authentication, and supported metrics, enabling NeuroScaler to discover, connect, and authenticate to predictors for reliable, secure metric collection.
- **InfraConnector:** Abstracts the underlying infrastructure and exposes the control plane used by NeuroScaler to read state and enact scaling. For K8s, it stores cluster/app metadata and provides methods such as `get_replicas()` (querying running pods) and `scale()` (adjusting replica counts), bridging high-level logic to infrastructure operations.
- **PredictorConnector:** Implements the communication layer between NeuroScaler and deployed predictors, collecting runtime metrics or forecasts that drive scaling. It abstracts data acquisition from specific predictor implementations, providing a clean, modular interface to the scaling control system.

A. Model Predictive Control (MPC) Autoscaler

NEURONET’s NeuroScaler supports multiple autoscalers. In this work, we describe the MPC autoscaler, referred to as *MPCScaler*. MPC utilizes a system model to select actions that optimize future behavior under constraints and multiple objectives. In our setting, the system refers to the data center running the service, and the aim is to reduce energy consumption while maintaining latency within the SLO.

At each control step t , the controller selects the replica count $R_t \in \mathbb{N}$ by solving an optimization over a finite horizon, using a surrogate model of performance and energy. Let X_t be the observed or forecasted load at time t in requests per second. For any candidate pair (R, X) , the surrogate predictor \hat{g} returns the predicted P95 latency $\hat{L}(R, X)$ and energy consumption $\hat{E}(R, X)$:

$$(\hat{L}(R, X), \hat{E}(R, X)) = \hat{g}(R, X). \quad (1)$$

Given a forecast $\{X_{t+k}\}_{k=0}^{H-1}$ over a planning horizon $H = \text{cfg.horizon}$, the controller searches over sequences $\mathbf{R}_t = (R_t, R_{t+1}, \dots, R_{t+H-1})$ with $R_{\min} \leq R_{t+k} \leq R_{\max}$ for all k . For each candidate sequence, it minimizes the total cost

$$J(\mathbf{R}_t) = \sum_{k=0}^{H-1} (\alpha \hat{E}(R_{t+k}, X_{t+k}) + \lambda_{\Delta} |R_{t+k} - R_{t+k-1}|), \quad (2)$$

where $\alpha = \text{cfg.energy_gain}$ weighs the energy term, $\lambda_{\Delta} = \text{cfg.lmbd_drep}$ penalizes replica changes to promote stability, and R_{t-1} is the replica count from the previous interval.

The plan must satisfy the latency SLO at each step:

$$\hat{L}(R_{t+k}, X_{t+k}) \leq L_{\text{SLO}} = \text{cfg.slo_p95}, \quad \forall k = 0, \dots, H-1, \quad (3)$$

and any sequence that violates (3) is infeasible.

Among feasible sequences, MPCScaler selects $\mathbf{R}_t^* = \arg \min J(\mathbf{R}_t)$ and applies only the first action R_t^* . At $t+1$, it updates measurements, refreshes predictions via (1), and resolves the optimization in a receding horizon manner. The result is an adaptive autoscaling policy that is energy-aware, adheres to the SLO, and balances energy use with scaling stability under the predicted workload.

V. SUSTAINABLE DATA CENTER SERVICE OPERATION

To showcase NEURONET and NeuroScaler, we target energy optimization in sustainable data center services. We deploy an Hypertext Transfer Protocol (HTTP)-based sensor service: clients send POST requests and receive HTTP responses, which provide a real representation of the services we already operate across multiple data centers.

This service was deployed on a K8s service cluster with three masters, three workers, and a load balancer, as depicted in Fig. 1 in a telco-graded data centre in ITAV, Portugal. This deployment is a typical K8s cluster with High Availability (HA), which brings the experiment closer to a system in an operational environment. Moreover, by using K8s, we can leverage energy consumption information from the PDU, as well as from the bare metal servers using Running Average Power Limit (RAPL) [13], which Scaphandre exports [13]. This enables us to gather information from both the server and the VMs that run on it.

We can also grab energy consumption information from the containers by using Kubernetes-based Efficient Power Level Exporter (Kepler) [13]. This sensing capacity also includes sensors that obtain multiple types of computational data, such as CPU, Random Access Memory (RAM), disk, and network, provided by the server, VMs, and K8s at the node and pod levels. This approach will also enable a correlation between energy consumption and several computing-related parameters from the virtualized infrastructure.

To simulate the service's usage, we utilized the K6 benchmark tool, a K8s-native tool for running, managing, and scaling performance tests using K6. K6 provided a stack that enables us to create the necessary jobs and pods for each test, manage the test lifecycle (including starting, monitoring, and cleanup), and log test results. This approach would also enable us to create conditions for test reproducibility using open-source software.

Figure 2 also presents, on the right side, the NEURONET K8s cluster, including its components and highlights NeuroScaler. During experiment execution, NeuroScaler uses energy-consumption predictions to scale service replicas up and down.

VI. EXPERIMENTS DESCRIPTION

This section describes the experiments in three different phases.

In the **first phase** (*NO-AUTOSCALING*), we used k6 to apply a ramp load—gradually increasing and later decreasing Virtual Users (VUs)—against a single service replica. This profiled the K8s test cluster's compute and energy behavior and produced a dataset for ML training via NEURONET's MLOps platform.

To make a representative dataset, we ran the first test for forty-eight (48) hours. The load pattern was a synodal load with a period of five (5) minutes, and the VUs variation was from zero (0) to one hundred (100). It is worth noting that the K8s service cluster and the Neuronet cluster were deployed in a real data center at ITAV in Portugal. Thus, the data collection was conducted in a realistic environment where multiple workloads are running in parallel on different servers.

After the first phase of experiments, we execute the **ML-model design** using NEURONET's MLOps capabilities, implemented with open-source tools for design, implementation, and deployment of multiple ML pipelines. These pipelines represent the core of the NEURONET AI layer, enabling modular, reproducible, and fully automated workflows that cover the entire ML lifecycle, from data retrieval and preprocessing to model training, hyperparameter optimization, and performance evaluation. Each pipeline is executed within a containerized K8s environment, ensuring scalability, version control, and full traceability across experiment runs. All intermediate datasets, trained models, and evaluation metrics are automatically versioned and stored in MinIO, guaranteeing reproducibility and facilitating continuous experimentation.

This setup enables continuous training and deployment of new or improved pipelines, supporting dynamic, energy-aware operations across the NEURONET infrastructure. The design details of these models and their comparison for improved fit to the use case are outside the scope of this work due to space constraints.

The following two phases are the experiments to compare the K8s Horizontal Pod Autoscaler (HPA) scalar with the MPC-based component of NEURONET's NeuroScaler (MPCScaler, presented in Subsection IV-A).

In the **second phase** (*K8S-AUTOSCALING*), we used the native K8S HPA. It periodically reads built-in pod metrics (e.g., CPU/memory), compares the average to a latency-derived target, and scales replicas up/down via proportional control, with rate/amount limits to prevent oscillations [14].

Finally, in the **third phase**, we used the *NEURONET-AUTOSCALING*. In this phase, service scaling was based on the NeuroScaler autoscaling mechanism. This mechanism utilizes one of the previously designed, trained, and deployed ML models. This model uses the features *cpuload*, *mem_used*, and

swap_used to predict the *active power* at a given moment. Thus, by inspecting these service parameters, NeuroScaler can scale service replicas up or down, not only based on computing resources but also using a pre-trained ML model focused on energy efficiency. This model, created by the initial data set obtained during the first phase, considers not only computing parameters from the K8s tier but also energy and computing data from the different tiers presented in Fig 2. By utilizing a richer computing dataset compared to K8s, and incorporating energy consumption data from PDU, Scaphandre, and Kepler sensors, NEURONET advances to the state-of-the-art in energy efficiency-oriented autoscaling for K8s-based environments [15].

The mechanism controls the number of replicas of a K8s service. Unlike HPA, which reacts to a single metric (e.g., CPU), NEURONET’s NeuroScaler applies MPC to proactively choose the replica level that minimizes energy while meeting performance SLOs. We target P95 latency (the response time at or below which 95% of requests complete), which reflects perceived speed for nearly all users. To run the tests, we use the control variables presented in Table II.

TABLE II: MPCScaler configuration parameters used in the experiments.

Variable	Description	Value
COOL_DOWN	Interval in seconds between scaling decisions.	15.0
SLO_P95	P95 latency SLO in milliseconds.	1200.0
R_MIN, R_MAX	Minimum and maximum allowed replicas.	[1, 20]
HORIZON	Number of future steps in the MPC planning horizon.	3
LMBD_DREP	Penalty weight for changing the replica count; higher values enforce more stable scaling decisions.	4.0

VII. RESULTS AND DISCUSSION

To test our approach, we subjected a web application to an identical, dynamic workload under two different autoscaling scenarios: our MPC-based NEURONET autoscaler, used by NeuroScaler, and the standard K8s HPA. We measured key performance and energy metrics throughout using the same test window. Figure 3 presents the replicas in each scenario during the experiments, and Figure 4 details energy consumption.

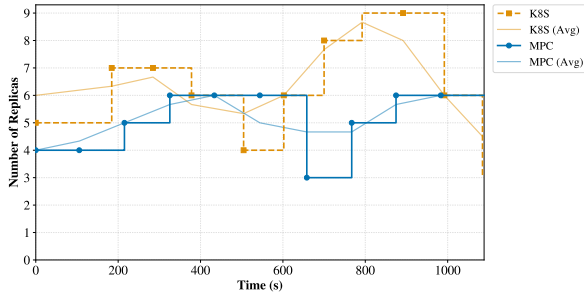


Fig. 3: Replicas during experiments.

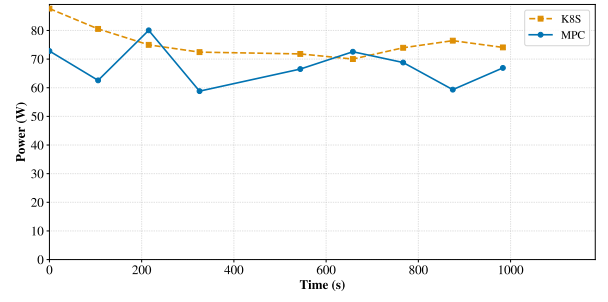


Fig. 4: Power over time.

The primary result is a substantial reduction in energy consumption. The MPC controller’s proactive and optimized scaling decisions lead to more efficient resource utilization, eliminating the waste associated with the HPA’s tendency to over-provision replicas, as depicted in Figure 5b.

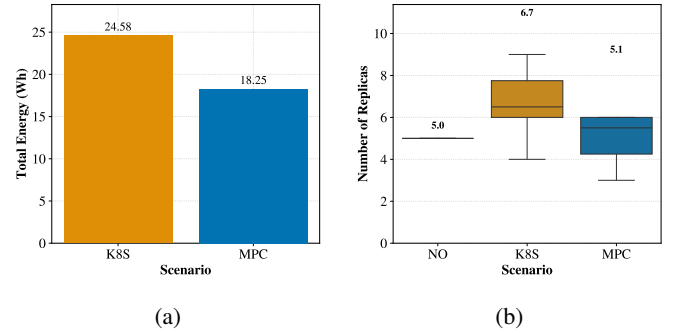


Fig. 5: Resource usage comparison.

As depicted in the Fig. 5a, using the K8s HPA scaler, the service consumed 24.58 Wh to handle the workload imposed during the experimentation. Using the NEURONET Autoscaler, based on the MPC, defined in the NeuroScalerMPC component, the active power consumption was 18.25 Wh for the same workload. In this case, the K8s HPA approach results in a 34.6% increase in energy consumption compared to the value achieved with the NeuroScaler MPC-based approach.

As presented in Fig. 5b, using the K8s HPA, the average number of service replicas running was 6.7 during the experiments. On the other side, using the NeuroScaler, we observed an average of 5.1 replicas during the experiment.

Figure 6a shows that the average CPU load per pod using the K8s HPA scaler was 0.21, while the average CPU load per core using NeuroScaler was 0.10. The lower value indicates that, with NeuroScaler, each replica supported the workload with lower CPU utilization. This indicator also helps to explain the energy efficiency in our approach.

VIII. CONCLUDING REMARKS

This work introduces NeuroScaler, an AI-native, energy-aware autoscaling framework integrated into the NEURONET platform, to support greener telco clouds and data centres. Leveraging multi-layer telemetry and surrogate models, the

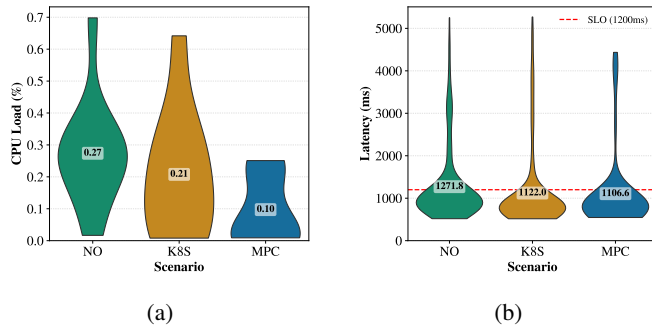


Fig. 6: Resource usage comparison.

proposed MPC-based controller jointly optimizes resource allocation and energy consumption while preserving SLOs targets.

Experiments on a telco-graded data center with realistic HTTP workloads in a production environment show that NeuroScaler can significantly reduce energy consumption compared with the standard K8s HPA, without violating latency ac SLOs or inducing instability. Using NeuroScaler, energy consumption is reduced by 34.68% compared to Kubernetes native HPA while maintaining target latency.

These results demonstrate that treating energy as a first-class control objective, supported by predictive and model-driven policies, is both practical and effective.

Future work will present NeuroScaler for multi-service scenarios, with end-to-end optimization across data center, edge, and mobile network domains. Additionally, we plan to curate new ML models that focus on other SLOs and usage scenarios.

ACKNOWLEDGMENT

This work was supported by the EU Horizon Europe project IMAGINE-B5G (Grant No. 101096452) and FAPEMIG (Grant APQ-00923-24).

REFERENCES

- [1] S. Yrjölä, P. Ahokangas, and M. Matinmikko-Blue, "Sustainability as a challenge and driver for novel ecosystemic 6g business scenarios," vol. 12, no. 21, p. 8951, number: 21 Publisher: Multidisciplinary Digital Publishing Institute. [Online]. Available: <https://www.mdpi.com/2071-1050/12/21/8951>
- [2] M. Merluzzi, T. Borsos, N. Rajatheva, A. A. Benczúr, H. Farhadi, T. Yassine, M. D. Mueck, S. Barmounakis, E. C. Strinati, D. Dampahalage, P. Demestichas, P. Ducange, M. C. Filippou, L. G. Baltar, J. Haraldson, L. Karaçay, D. Korpi, V. Lamprousi, F. Marcelloni, J. Mohammadi, N. Rajapaksha, A. Renda, and M. A. Uusitalo, "The hexa-x project vision on artificial intelligence and machine learning-driven communication and computation co-design for 6g," vol. 11, pp. 65 620–65 648, conference Name: IEEE Access. [Online]. Available: <https://ieeexplore.ieee.org/abstract/document/10156818>
- [3] J. S. B. Martins, T. C. Carvalho, R. Moreira, C. B. Both, A. Donatti, J. H. Corrêa, J. A. Suruagy, S. L. Corrêa, A. J. G. Abelem, M. R. N. Ribeiro, J.-m. S. Nogueira, L. C. S. Magalhães, J. Wickboldt, T. C. Ferreto, R. Mello, R. Pasquini, M. Schwarz, L. N. Sampaio, D. F. Macedo, J. F. De Rezende, K. V. Cardoso, and F. De Oliveira Silva, "Enhancing Network Slicing Architectures With Machine Learning, Security, Sustainability and Experimental Networks Integration," *IEEE Access*, vol. 11, pp. 69 144–69 163, 2023.

- [4] D. G. S. Pivoto, T. T. Rezende, M. S. P. Facina, R. Moreira, F. de Oliveira Silva, K. V. Cardoso, S. L. Correa, A. V. D. Araujo, R. S. E. Silva, H. S. Neto, G. R. de Lima Tejerina, and A. M. Alberti, "A Detailed Relevance Analysis of Enabling Technologies for 6G Architectures," *IEEE Access*, vol. 11, pp. 89 644–89 684, 2023.
- [5] R. Moreira, J. S. B. Martins, T. C. M. B. Carvalho, and F. d. O. Silva, "On enhancing network slicing life-cycle through an ai-native orchestration architecture," in *Advanced Information Networking and Applications*, L. Barolli, Ed. Cham: Springer International Publishing, 2023, pp. 124–136.
- [6] A. W. Donatti, M. Cristina Machado, M. Alexander Lopez Martinez, S. S. Rogério Antunes, E. Carlos Figueiredo Souza, S. L. Corrêa, T. C. Ferreto, J. Augusto Suruagy, J. S. B. Martins, and T. Cristina Carvalho, "Energy Efficiency in Network Slicing: Survey and Taxonomy," *IEEE Access*, vol. 13, pp. 134 570–134 589, 2025.
- [7] T. Bahreini, A. N. Tantawi, and O. Tardieu, "Caspian: A carbon-aware workload scheduler in multi-cluster kubernetes environments," in *2024 32nd International Conference on Modeling, Analysis and Simulation of Computer and Telecommunication Systems (MASCOTS)*, pp. 1–8, ISSN: 2375-0227. [Online]. Available: <https://ieeexplore.ieee.org/document/10786568>
- [8] A. Souza, S. Jatoria, B. Chakrabarty, A. Bridgwater, A. Lundberg, F. Skogh, A. Ali-Eldin, D. Irwin, and P. Shenoy, "CASPER: Carbon-aware scheduling and provisioning for distributed web services," in *Proceedings of the 14th International Green and Sustainable Computing Conference*, ser. IGSC '23. Association for Computing Machinery, pp. 67–73. [Online]. Available: <https://dl.acm.org/doi/10.1145/3634769.3634812>
- [9] W. A. Hanafy, Q. Liang, N. Bashir, D. Irwin, and P. Shenoy, "CarbonScaler: Leveraging cloud workload elasticity for optimizing carbon-efficiency," vol. 7, no. 3, pp. 57:1–57:28. [Online]. Available: <https://doi.org/10.1145/3626788>
- [10] P. Raith, G. Rattihalli, A. Dhakal, S. R. Chalamalasetti, D. Milojevic, E. Frachtenberg, S. Nastic, and S. Dustdar, "Opportunistic energy-aware scheduling for container orchestration platforms using graph neural networks," in *2024 IEEE 24th International Symposium on Cluster, Cloud and Internet Computing (CCGrid)*, pp. 299–306, ISSN: 2993-2114. [Online]. Available: <https://ieeexplore.ieee.org/document/10701405>
- [11] N. Asadov, V. C. Coroamă, M. Franzil, S. Galantino, and M. Finkbeiner, "Carbon-aware spatio-temporal workload shifting in edge-cloud environments: A review and novel algorithm," vol. 17, no. 14, p. 6433, publisher: Multidisciplinary Digital Publishing Institute. [Online]. Available: <https://www.mdpi.com/2071-1050/17/14/6433>
- [12] Y. S. Patel, P. Townend, A. Singh, and P.-O. Östberg, "Modeling the green cloud continuum: integrating energy considerations into cloud-edge models," vol. 27, no. 4, pp. 4095–4125. [Online]. Available: <https://doi.org/10.1007/s10586-024-04383-w>
- [13] L. Andringa, B. Setz, and V. Andrikopoulos, "Understanding the energy consumption of cloud-native software systems," in *Proceedings of the 16th ACM/SPEC International Conference on Performance Engineering*, ser. ICPE '25. Association for Computing Machinery, pp. 309–319. [Online]. Available: <https://dl.acm.org/doi/10.1145/3676151.3719371>
- [14] T.-T. Nguyen, Y.-J. Yeom, T. Kim, D.-H. Park, and S. Kim, "Horizontal pod autoscaling in kubernetes for elastic container orchestration," vol. 20, no. 16, p. 4621, publisher: Multidisciplinary Digital Publishing Institute. [Online]. Available: <https://www.mdpi.com/1424-8220/20/16/4621>
- [15] B. M. Beena, P. Cheluvasai Ranga, A. Vinitha Chowdary, R. Gamidi, M. Hemasri, and T. Muppala, "Green video transcoding in cloud environments using kubernetes: A framework with dynamic renewable energy allocation and priority scheduling," vol. 13, pp. 116 362–116 390. [Online]. Available: <https://ieeexplore.ieee.org/abstract/document/11071283>