

An efficient method for spot-checking quantum properties with sequential trials

Yanbao Zhang,^{1,*} Akshay Seshadri,^{2,3} and Emanuel Knill^{3,4}

¹*Quantum Information Science Section, Computational Sciences and Engineering Division,
Oak Ridge National Laboratory, Oak Ridge, Tennessee 37831, USA*

²*Department of Physics, University of Colorado, Boulder, Colorado 80309, USA*

³*National Institute of Standards and Technology, Boulder, Colorado 80305, USA*

⁴*Center for Theory of Quantum Matter, University of Colorado, Boulder, Colorado 80309, USA*

In practical situations, the reliability of quantum resources can be compromised due to complex generation processes or adversarial manipulations during transmission. Consequently, the trials generated sequentially in an experiment may exhibit non-independent and non-identically distributed (non-i.i.d.) behavior. This non-i.i.d. behavior can introduce security concerns and result in faulty estimates when performing information tasks such as quantum key distribution, self-testing, verifiable quantum computation, and resource allocation in quantum networks. To certify the performance of such tasks, one can make a random decision in each trial, either spot-checking some desired property or utilizing the quantum resource for the given task. However, a general method for certification with a sequence of non-i.i.d. spot-checking trials is still missing. Here, we develop such a method. This method not only works efficiently with a finite number of trials but also yields asymptotically tight certificates of performance. Our analysis shows that even as the total number of trials approaches infinity, only a constant number of trials needs to be spot-checked on average to certify the average performance of the remaining trials at a specified confidence level.

Given a finite number of experimental trials, one would like to certify a specific property of a quantum resource with high confidence. This is crucial not only for characterizing the quantum resource itself but also for assessing its potential performance in a subsequent quantum information processing task. The property of interest is often quantifiable by the expectation value of an observable O given the underlying quantum state ρ . This captures many cases such as certifying state fidelity [1], entanglement [2], steerability [3], or Bell nonlocality [4]. Given a sufficiently informative measurement configuration, one can then determine a function X of measurement outcomes such that the mean $\mathbb{E}(X)$ satisfies $\mathbb{E}(X) = \text{Tr}(\rho O)$. With such an X , the certification problem can be formulated as obtaining a high-confidence lower or upper bound on $\mathbb{E}(X)$ from a sequence of trials, each involving the generation and measurement of the state ρ . Ideally, the trials generate independent and identically distributed (i.i.d.) random variables, each with the distribution of X determined by the state ρ and the measurement configuration. However, in real life, both the quantum states generated and measurements performed can autonomously drift over time or be subject to manipulations by untrusted parties, resulting in a sequence of non-i.i.d. random variables. To counter this practical problem, one can employ concentration inequalities tailored for non-i.i.d. sequential random variables, such as the Azuma-Hoeffding inequality [5, 6]. These concentration inequalities have been used for certifying Bell nonlocality [7–13] and device-independent quantum randomness [14, 15], for example. They can also help the security analysis of quantum key distribution [16–21] and self-testing [22–24] with finite data.

In many applications, it is desirable to measure only a subset of the states generated in a set of trials for the purpose of certification, either because the measurement is expensive or because the leftover states are to be used in a protocol without having been destroyed or perturbed by the certification measurement. An example of the former is certifying randomness from random circuit sampling [25]. Examples of the latter include quantum key distribution [26], quantum randomness expansion [27], self-testing [28], verifiable quantum computation [29, 30], and resource allocation in quantum networks [31]. Strategies for measuring random subsets of the generated states are referred to as spot-checking strategies.

To relax the i.i.d. assumption in spot-checking, previous works for quantum cryptography [32–34] and quantum state certification [35] resort to concentration inequalities for sampling without replacement, for example, the Serfling inequality [36, 37]. These inequalities work well for parallel trials. For parallel trials, the experiment is equivalent to one where the global state across all trials is generated in the first step, and then the trial-wise measurements for each spot-checked trial are made in parallel in the second step. Since the trials in current quantum experiments are generated in sequence rather than in parallel, concentration inequalities for sampling without replacement cannot be directly applied without introducing additional assumptions. For example, Refs. [32–34] assumed that the experimental device used is memoryless. The recent work [24] on self-testing considers spot-checking with a sequence of trials, where one randomly decides, before each trial, whether or not to spot-check and measure the trial’s state. The method developed there allows for non-identical trials but still assumes that these trials are independent.

In this work, our focus is on spot-checking with sequential trials. We assume that in each trial there is an ob-

* yzh@ornl.gov

servable random variable whose value or past-conditional expectation relates to a parameter or property to be certified. The random variable may be associated with the outcomes of a measurement that is performed only when the trial is spot-checked. With the assumptions discussed above, concentration inequalities for sampling without replacement can only be used to estimate the average of unobserved random variables [33, 34], while the method of Ref. [24] is applicable only for estimating the average of the past-conditional expectations of unobserved random variables. We introduce the method of estimation factors to obtain high-confidence bounds for both estimation problems without the above assumptions, given the observed values of the non-i.i.d. random variables that are spot-checked. The estimation-factor method has two additional advantages. First, it can significantly reduce the total number of trials required to certify a fixed confidence bound at a given confidence level. Second, the method permits early stopping. For example, it is possible to stop as soon as the number of trials that are unchecked (that is, not spot-checked) reaches a predetermined number. This is suitable for use in a block protocol that requires a fixed-length input. Methods such as the one in Ref. [24] require a fixed total number of trials, resulting in a random number of unchecked trials.

Estimation-factor method. We consider an experiment consisting of n sequential trials indexed by $i \in \{1, \dots, n\}$. The i 'th trial makes available a real random variable X_i that is observed only if the trial is spot-checked. We assume that X_i is bounded on at least one side. This ensures that conditional expectations of X_i have well-defined values in $[-\infty, +\infty]$. The choice to spot-check is determined by a second, 0/1-valued random variable Y_i , where the i 'th trial is spot-checked if $Y_i = 0$. Let \mathbf{X} and \mathbf{Y} denote the sequences of random variables $(X_i)_{i=1}^n$ and $(Y_i)_{i=1}^n$. Similarly, $\mathbf{X}_{<i}$ and $\mathbf{Y}_{<i}$ denote the sequences $(X_j)_{j=1}^{i-1}$ and $(Y_j)_{j=1}^{i-1}$ preceding the i 'th trial. We refer to the combination of $\mathbf{X}_{<i}$, $\mathbf{Y}_{<i}$, and any other information obtained before each trial i as the past of the trial, denoted by $Past_i$. Both X_i and Y_i can depend on their past, but we require that X_i and Y_i are conditionally independent of each other given the past. This ensures that the past-conditional expectation of X_i is independent of whether or not the i 'th trial is spot-checked. We refer to this requirement as the free-choice assumption. This assumption also conveys that before each trial and given the past, one has the freedom to determine whether or not to spot-check the trial.

We use \mathbb{E} and \mathbb{P} to denote expectations and probabilities, respectively. To simplify the treatment of conditional probabilities, in this work we focus on the situation where the probability distributions involved are discrete. In quantum applications of interest, either the random variable X_i itself or its past-conditional expectation, denoted by $\Theta_i = \mathbb{E}(X_i | Past_i)$, reflects the quality of the quantum state generated in the i 'th trial. For example, in security or error analysis [32–34], X_i can be a binary random variable with values 1 or 0, indicating whether

or not an error occurs. Another example is state certification [28, 38], where the focus is on the fidelity of the state generated in the i 'th trial with respect to a target state, given the past. This is readily relatable to a past-conditional expectation Θ_i .

Our aim is to construct a confidence bound for the sum of the past-conditional expectations Θ_i for unchecked trials i , which is expressed as

$$S_n = Y_1\Theta_1 + Y_2\Theta_2 + \dots + Y_n\Theta_n. \quad (1)$$

Another quantity of interest is the sum of the unobserved random variables X_i , expressed as

$$S'_n = Y_1X_1 + Y_2X_2 + \dots + Y_nX_n. \quad (2)$$

As it turns out, the confidence bounds for S_n and S'_n obtained using the estimation-factor method introduced here are identical at the same confidence level.

Since upper confidence bounds for a quantity can be obtained from lower confidence bounds for the negative of the quantity, we focus on constructing lower confidence bounds. When a confidence interval is desired, upper and lower confidence bounds can be combined using the union bound. To obtain lower confidence bounds, we assume that $X_i \geq b$ for some known constant b . While we treat b as constant here, the estimation-factor method can be straightforwardly adapted to scenarios where b depends on the trial index.

To construct a lower confidence bound on S_n , we choose a power $\beta > 0$ and bound the monotonically decreasing function $\exp(-\beta S_n)$ of S_n from above. To achieve this for a sequence of non-i.i.d. trials, we determine a sequence of non-negative functions $T_i(X_i, Y_i)$, which can depend on the past of the i 'th trial, such that

$$\mathbb{E} \left(e^{-\beta S_n} \prod_{i=1}^n T_i(X_i, Y_i) \right) \leq 1. \quad (3)$$

Intuitively, the constraint ensures that it is unlikely for both $e^{-\beta S_n}$ and $\prod_{i=1}^n T_i(X_i, Y_i)$ to be large simultaneously. To formalize this intuition, we apply Markov's inequality $\mathbb{P}(Z > 1/\epsilon) \leq \epsilon \mathbb{E}(Z)$ for $\epsilon \in (0, 1)$ to the non-negative random variable $Z = e^{-\beta S_n} \prod_{i=1}^n T_i(X_i, Y_i)$. By manipulating the inequality inside $\mathbb{P}(\cdot)$, we obtain $\mathbb{P}(S_n < S_{\text{lb},n}) = \mathbb{P}(Z > 1/\epsilon) \leq \epsilon$, where

$$S_{\text{lb},n} = \sum_{i=1}^n \ln(T_i(X_i, Y_i)) / \beta + \ln(\epsilon) / \beta. \quad (4)$$

Therefore, $S_{\text{lb},n}$ serves as a lower confidence bound on S_n with confidence level $(1 - \epsilon)$. To ensure that Eq. (3) is satisfied, it suffices to ensure that for every i and every probability distribution satisfying the assumptions specified above, the inequality

$$\mathbb{E}(T_i(X_i, Y_i) e^{-\beta Y_i \Theta_i} | Past_i) \leq 1 \quad (5)$$

holds; see App. C for details. We refer to a non-negative function $T_i(X_i, Y_i)$ satisfying Eq. (5) as an estimation factor of power β for estimating $Y_i \Theta_i$. Accordingly, the defining inequality in Eq. (5) is termed the estimation-factor inequality. We can follow the same steps to define estimation factors for estimating S'_n , replacing $e^{-\beta Y_i \Theta_i}$ with $e^{-\beta Y_i X_i}$ in Eq. (5), and obtain the same expression as Eq. (4) for the lower confidence bound on S'_n with confidence level $(1 - \epsilon)$.

Once a lower confidence bound $S_{\text{lb},n}$ for S_n is obtained, it can be converted into a lower confidence bound for the average of Θ_i over unchecked trials, which is often the actual quantity of interest in applications. Let $C_n = \sum_{i=1}^n Y_i$ be the number of unchecked trials. One is inclined to write S_n/C_n for the average and use $S_{\text{lb},n}/C_n$ as the corresponding lower confidence bound, but it is necessary to account for the possibility that $C_n = 0$, in which case all trials are spot-checked. For this purpose, we define the average of interest as $\bar{\Theta} = b$ when $C_n = 0$ and $\bar{\Theta} = S_n/C_n$ otherwise. A lower confidence bound on $\bar{\Theta}$ with confidence level $(1 - \epsilon)$ is then $\bar{\Theta}_{\text{lb}} = b$ when $C_n = 0$ and $\bar{\Theta}_{\text{lb}} = S_{\text{lb},n}/C_n$ otherwise. To verify that $\bar{\Theta}_{\text{lb}}$ is a valid lower confidence bound, observe that

$$\begin{aligned} \mathbb{P}(\bar{\Theta} < \bar{\Theta}_{\text{lb}}) &= \mathbb{P}(C_n \neq 0, S_n < S_{\text{lb},n}) \\ &\leq \mathbb{P}(S_n < S_{\text{lb},n}) \leq \epsilon. \end{aligned} \quad (6)$$

Constructing estimation factors. We construct estimation factors for the basic spot-checking strategy where the distribution of the spot-checking variable Y_i in each trial i is fixed and independent of the past, with a known probability $\omega_i \in (0, 1)$ that the trial is spot-checked, namely that $Y_i = 0$. In App. K 1, we consider the general situation where the past-conditional distribution of Y_i is constrained but not precisely known. The estimation-factor inequality in Eq. (5) applies to each individual trial, so we consider a generic trial with random variables X and Y , where we omit explicit mention of trial indices and the past. Since X is explicitly observed only when $Y = 0$, the estimation factor $T(X, Y)$ must not depend on X when $Y \neq 0$. As a result, $T(X, Y)$ can be expressed as

$$T(X, Y) = \begin{cases} T'(X), & \text{if } Y = 0, \\ t, & \text{if } Y = 1, \end{cases} \quad (7)$$

where both $T'(X)$ and t are required to be non-negative. For a generic trial, the free-choice assumption states that X and Y are independent, where $\mathbb{P}(Y = 0) = \omega$. Therefore, the estimation-factor inequality in Eq. (5) becomes

$$(1 - \omega)t\mathbb{E}(e^{-\beta\mathbb{E}(X)}) + \omega\mathbb{E}(T'(X)) \leq 1. \quad (8)$$

This inequality must be satisfied by all distributions of X on $[b, \infty)$, including the deterministic ones for which $\mathbb{P}(X = x) = 1$ for some $x \geq b$. Substituting these deterministic distributions into Eq. (8), and since $x \geq b$ is arbitrary, we find that the function T' must satisfy $T'(x) \leq F'_{\beta,t}(x) := (1 - (1 - \omega)te^{-\beta x})/\omega$ for

$x \geq b$. The non-negativity of estimation factors requires $t \in [0, e^{\beta b}/(1 - \omega)]$. Since the function $F'_{\beta,t}$ is concave, Jensen's inequality implies $\omega\mathbb{E}(T'(X)) \leq \omega\mathbb{E}(F'_{\beta,t}(X)) \leq \omega F'_{\beta,t}(\mathbb{E}(X)) = 1 - (1 - \omega)te^{-\beta\mathbb{E}(X)}$. Therefore, all $T(X, Y)$ of the form in Eq. (7) with $T' \leq F'_{\beta,t}$ satisfy the estimation-factor inequality in Eq. (8). Because increasing the values of T' increases the lower confidence bounds obtained, we may set $T' = F'_{\beta,t}$, where $\beta > 0$ and $t \in [0, e^{\beta b}/(1 - \omega)]$, for better bounds. The resulting estimation factors are denoted by $F_{\beta,t}(X, Y)$ and are called extremal.

If we wish to estimate S'_n instead of S_n , the estimation-factor inequality for a generic trial becomes

$$(1 - \omega)t\mathbb{E}(e^{-\beta X}) + \omega\mathbb{E}(T'(X)) \leq 1. \quad (9)$$

By considering deterministic distributions at $x \geq b$ as before, we find that to satisfy Eq. (9), it is also necessary that the function $T' \leq F'_{\beta,t}$. Provided that the function $F'_{\beta,t}$ is non-negative on $x \in [b, \infty)$, by the concavity of $F'_{\beta,t}$, we can once again set $T' = F'_{\beta,t}$ to satisfy Eq. (9). Consequently, the estimation factors $F_{\beta,t}(X, Y)$ are extremal for estimating both S_n and S'_n , and these estimation factors yield the same lower confidence bounds for both estimation problems.

To determine estimation factors in an experiment, we can proceed trial by trial. The power β must be chosen independently of the data to which the estimation factors will be applied, preferably before the experiment is performed. The choice may be based on independently acquired calibration data, or modeling and simulations. Before each trial i and based on its past, we choose t_i to determine the estimation factor $T_i(X_i, Y_i) = F_{\beta,t_i}(X_i, Y_i)$ to be used in the i 'th trial. To optimize β and t_i , we can maximize the predicted expectation of the lower confidence bound using all available information. Whether or not the predictions are accurate, the estimation factors and lower confidence bounds obtained remain valid.

It is often desirable to optimize estimation-factor choices for the case where the experiment performs as planned, which typically means that the X_i are close to being i.i.d. and each trial is spot-checked with a constant probability ω . For this purpose, it is not necessary to perform fine-grained optimization at each trial. A simple strategy is to collect a set of n_c calibration trials, with each trial being spot-checked, before the planned experiment. To determine the estimation factor to be used for analyzing each post-calibration trial, we can maximize the expected lower confidence bound assuming that the X_i for these trials are sampled i.i.d. from the empirical frequencies of the calibration data. For this, we use the extremal estimation factors $F_{\beta,t}$ and optimize the expected lower confidence bound over both β and t ; see App. D. This strategy can be further simplified by computing β and t directly from calibration-based estimates of the mean and variance of X , or even with fixed choices for β and t without relying on calibration, depending on

how tight the lower confidence bounds need to be. See App. E and the end of App. H for details. When using estimates of the mean and variance, we find that with regularization to account for rare events and boundary cases, moderate values of n_c suffice. In App. F we determine bounds on the needed values of n_c .

The flexibility to choose the spot-checking probability ω_i and the estimation factor T_i before each trial i can be exploited for early stopping. Early stopping involves using current and past information to decide whether to ignore or terminate future trials. This decision can be effectively implemented by choosing $\omega_j = 1$ and $T_j = 1$, because for $\omega_j = 1$, in Eq. (5) we always have $Y_j = 0$, and the quantity $e^{-\beta Y_j \Theta_j}$ is identically 1. Since these estimation factors contribute nothing to the resulting confidence bound, and these future trials do not contribute to either S_n or S'_n , it is not necessary to physically execute these trials. One application of early stopping is to ensure that, with overwhelming probability, the number of unchecked trials after the experiment is some positive number m fixed beforehand. For this purpose, given the spot-checking probability ω in each executed trial, it suffices to set n sufficiently larger than $m/(1-\omega)$ before the experiment starts. See App. K 3 for details.

Beyond early stopping, several other properties of the estimation-factor method can also be established. In App. G, we show that for a fixed confidence level and target gap between a quantity averaged over unchecked trials and its corresponding lower confidence bound, a constant expected number of spot-checked trials suffices even as the total number of trials approaches infinity. We also prove the asymptotic tightness and finite-data efficiency of the confidence bounds obtained with estimation factors in App. H and App. I, respectively.

Application example. The estimation-factor method can be applied to situations where multiple parties wish to assure that they share a target entangled state with good average fidelity by destructively spot-checking a fraction of states repeatedly shared among them. Here, we consider the specific case where two parties aim to share Bell pairs. Self-testing [28] can establish a device-independent lower bound on the fidelity of a Bell pair extractable from some subsystem at each party. This fidelity is known as the extractability Ξ of the pair. The extractability lower bound can be related linearly [28, 39] to an expectation \hat{I} of a binary random variable, where \hat{I} is known as the CHSH value and indicates a violation of the CHSH inequality [40] when $\hat{I} > 2$. Accordingly, the extractability lower bound conditional on the past of a trial i can also be expressed as an expectation of a binary random variable X_i ; see App. L 3.

We aim to estimate the past-conditional extractability averaged over a finite number of trials, denoted by $\bar{\Xi}$. Previous statistical methods for this purpose either do not work with spot-checking [23] or require the assumption that the states generated in sequential trials are independent [24]. In contrast, the estimation-factor method enables estimating the average extractability $\bar{\Xi}$

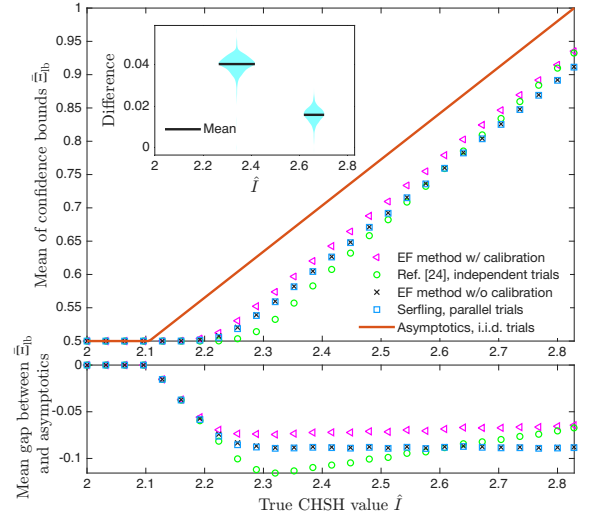


FIG. 1. Lower confidence bounds $\bar{\Xi}_{lb}$ on the average extractability $\bar{\Xi}$ of the Bell state from the past-conditional states generated in the unchecked trials as a function of the true CHSH value \hat{I} underlying the spot-checked trials. We fix the total number of trials at $n = 10^5$ and set the confidence level at $(1 - \epsilon) = 99\%$. Since a separable state can achieve the trivial extractability 0.5, we truncate all confidence bounds at this value. The upper panel shows the mean of $\bar{\Xi}_{lb}$ across 1000 independent datasets for each method considered. For reference, the asymptotic bound from Ref. [39] is also shown. The inset violin plot shows the distribution of the differences between the confidence bounds obtained by the estimation-factor (EF) method with calibration and the method of Ref. [24] for each dataset when $\hat{I} = 2.34$ or 2.66 . The lower panel illustrates the mean gap between $\bar{\Xi}_{lb}$ and the asymptotic bound. Note that in this figure, as well as in Fig. 2 below, we also illustrate the performance of the Serfling inequality [36] solely for comparison. For explanations of the method of Ref. [24], the application of the Serfling inequality and how this figure was obtained, see App. L.

over unchecked non-i.i.d. trials.

We compare the estimation-factor method with the method of Ref. [24] and with the Serfling inequality [34, 36]. The methods compared with require additional assumptions or address a different problem as noted in the introduction; see App. L for further details. To illustrate the performance of the methods considered, we simulate 1000 independent datasets, each with $n = 10^5$ i.i.d. trials with a spot-checking probability of $\omega = 0.1$ and a true CHSH value $\hat{I} \in [2, 2\sqrt{2}]$. From each dataset, we determine a lower confidence bound $\bar{\Xi}_{lb}$ using each method under its respective assumptions. We then plot the mean of the confidence bounds across datasets for each method, as shown in the upper panel of Fig. 1. We also plot the asymptotic lower bound $\bar{\Xi}$ on the average extractability $\bar{\Xi}$ derived in Ref. [39] for an infinite number of i.i.d. trials. We use the same estimation factor for all trials in each dataset. We determine this estimation factor prior to the experiment, either by optimization using a set of 100 i.i.d. calibration trials sampled

according to the true \hat{I} , or by using a suboptimal choice without calibration, as described in App. L3. The results in Fig. 1 indicate that estimation factors yield tighter confidence bounds, especially for practically relevant values of \hat{I} .

Alternatively, one can consider the minimum number of trials required by each method to ensure that the expected lower confidence bound on the average extractability Ξ exceeds a target threshold. This minimum number of trials is estimated assuming i.i.d. trials with a spot-checking probability of $\omega = 0.1$, based on the true underlying distributions. As shown in Fig. 2, a significant improvement is achieved with estimation factors. Notably, unlike estimation factors, the method of Ref. [24] cannot reach the asymptotic lower bound of $\Xi = 0.9111$ given the true CHSH value $\hat{I} = 2.7$ considered in Fig. 2; specifically, this method diverges before the expected lower confidence bound increases to $\Xi - \delta_{\text{th}}$ with $\delta_{\text{th}} = 0.0098$. Note that the value $\hat{I} = 2.7$ is chosen in accordance with the recent detection-loophole-free Bell tests reported in Refs. [41, 42].

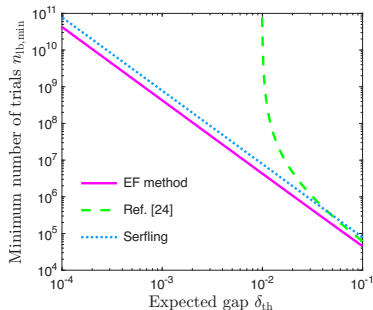


FIG. 2. Minimum number of trials $n_{b,\min}$ required to ensure that the expected lower confidence bound on Ξ exceeds $\Xi - \delta_{\text{th}}$, where $\Xi = 0.9111$ is the asymptotic lower bound on Ξ corresponding to a true CHSH value $\hat{I} = 2.7$ and δ_{th} is the varying expected gap. We set the confidence level to $(1 - \epsilon) = 99\%$ and assumed i.i.d. trials with spot-checking probability $\omega = 0.1$. See App. L3 for details.

Discussion. The estimation-factor method is also applicable to quantum key distribution; see App. M for details. In some quantum information tasks, the performance in a trial i is not directly determined by the random variable X_i or its past-conditional expectation Θ_i , but rather by some function of X_i or Θ_i . Without loss of generality, we consider the case where the quantity of interest in each trial i is $g(\Theta_i)$. In such cases, the estimation-factor method remains applicable provided that the function g satisfies certain properties. For example, if g is a convex function, we have

$$\begin{aligned} S_{g,n} &= Y_1 g(\Theta_1) + Y_2 g(\Theta_2) + \dots + Y_n g(\Theta_n) \\ &\geq C_n g(\bar{\Theta}), \end{aligned} \quad (10)$$

where $C_n = \sum_{i=1}^n Y_i$ and $\bar{\Theta} = S_n/C_n$. Furthermore, if g is a monotonically non-decreasing (or non-increasing) function, we can leverage a lower (or an upper) confi-

dence bound on $\bar{\Theta}$ to obtain a lower confidence bound on $S_{g,n}$, and thus a lower confidence bound on the average of $g(\Theta_i)$ over unchecked trials.

In quantum applications of spot-checking, the states produced in unchecked trials might be measured or used in a way that is incompatible with the measurement that produces X_i in spot-checked trials. Because $\mathbb{E}(X_i | \text{Past}_i)$ is well-defined whether or not X_i is realized, the confidence bounds on S_n are still meaningful. One interpretation of the quantity S'_n can be obtained by virtually timeshifting all incompatible measurements until after the end of the spot-checking experiment, for which purpose we imagine a virtual perfect quantum memory. In this case, the relevant joint distributions of the X_i are definable even if not realized, and S'_n would be the sum of the unobserved X_i if they had been realized. A confidence bound on S'_n thus still provides useful information.

Conclusion. We introduced the estimation-factor method for certifying the performance of a sequence of tasks repeatedly applied to states from a source by spot-checking only a fraction of those states. The method works without an i.i.d. assumption for the states produced at different times. Good results can be obtained by spot-checking only a constant number of states, thereby minimizing interruption to the underlying tasks. The estimation-factor method demonstrates exceptional performance, as illustrated by the example of self-testing state extractability in the spot-checking scenario without imposing unwanted assumptions. Several open problems remain. One is to extend the method to certify multiple quantum properties simultaneously in adversarial settings, in the spirit of Ref. [43] but using only sparse spot-checking and without the i.i.d. assumption. Another is to move beyond the current reliance on (one-sided) bounded random variables and handle cases where the relevant variables may be unbounded but have finite variances.

Acknowledgements. We thank Carl Miller and Go Kato for valuable comments on the paper. We also thank Carl Miller, Shawn Geller, and Aneesh Ramaswamy for assistance with reviewing the paper before submission. Y.Z. additionally thanks Valerio Scarani and Yeong-Cherng Liang for historical and stimulating discussions on self-testing. This work was performed in part at Oak Ridge National Laboratory, operated by UT-Battelle for the U.S. Department of Energy under contract no. DE-AC05-00OR22725. This work also includes contributions of the National Institute of Standards and Technology (NIST), which are not subject to U.S. copyright. Y.Z. acknowledges funding provided by the U.S. Department of Energy, Office of Science, Advanced Scientific Computing Research (Field Work Proposal ERKJ381). A.S. acknowledges support from the Professional Research Experience Program (PREP) operated jointly by NIST and the University of Colorado.

-
- [1] Yeong-Cherng Liang, Yu-Hao Yeh, Paulo EMF Mendonça, Run Yan Teh, Margaret D Reid, and Peter D Drummond. Quantum fidelity measures for mixed states. *Reports on Progress in Physics*, 82(7):076001, 2019. arXiv:1810.08034.
- [2] Ryszard Horodecki, Paweł Horodecki, Michał Horodecki, and Karol Horodecki. Quantum entanglement. *Reviews of Modern Physics*, 81(2):865–942, 2009. arXiv:quant-ph/0702225.
- [3] Roope Uola, Ana CS Costa, H Chau Nguyen, and Otfried Gühne. Quantum steering. *Reviews of Modern Physics*, 92(1):015001, 2020. arXiv:1903.06663.
- [4] Nicolas Brunner, Daniel Cavalcanti, Stefano Pironio, Valerio Scarani, and Stephanie Wehner. Bell nonlocality. *Reviews of Modern Physics*, 86(2):419–478, 2014. arXiv:1303.2849.
- [5] Wassily Hoeffding. Probability inequalities for sums of bounded random variables. *Journal of the American Statistical Association*, 58(301):13–30, 1963.
- [6] Kazuoki Azuma. Weighted sums of certain dependent random variables. *Tohoku Mathematical Journal, Second Series*, 19(3):357–367, 1967.
- [7] Richard D Gill. Accardi contra Bell (cum mundi): the impossible coupling. *Lecture Notes-Monograph Series*, pages 133–154, 2003. arXiv:quant-ph/0110137.
- [8] Richard D Gill. Time, finite statistics, and Bell’s fifth position. In *Proc. of Foundations of Probability and Physics - 2*, volume 5, pages 179–206. Växjö Univ. Press, 2003. quant-ph/0301059.
- [9] Yanbao Zhang, Scott Glancy, and Emanuel Knill. Asymptotically optimal data analysis for rejecting local realism. *Physical Review A—Atomic, Molecular, and Optical Physics*, 84(6):062118, 2011.
- [10] Yanbao Zhang, Scott Glancy, and Emanuel Knill. Efficient quantification of experimental evidence against local realism. *Physical Review A—Atomic, Molecular, and Optical Physics*, 88(5):052119, 2013. arXiv:1303.7464.
- [11] Peter Bierhorst. A rigorous analysis of the Clauser–Horne–Shimony–Holt inequality experiment when trials need not be independent. *Foundations of Physics*, 44:736–761, 2014. arXiv:1311.3605.
- [12] Peter Bierhorst. A robust mathematical model for a loophole-free Clauser–Horne experiment. *Journal of Physics A: Mathematical and Theoretical*, 48(19):195302, 2015.
- [13] David Elkouss and Stephanie Wehner. (nearly) optimal P values for all Bell inequalities. *NPJ Quantum Information*, 2(1):1–8, 2016. arXiv:1510.07233.
- [14] Stefano Pironio, Antonio Acín, Serge Massar, A Boyer de La Giroday, Dzmitry N Matsukevich, Peter Maunz, Steven Olmschenk, David Hayes, Le Luo, T Andrew Manning, et al. Random numbers certified by Bell’s theorem. *Nature*, 464(7291):1021–1024, 2010. arXiv:0911.3427.
- [15] Stefano Pironio and Serge Massar. Security of practical private randomness generation. *Physical Review A—Atomic, Molecular, and Optical Physics*, 87(1):012336, 2013. arXiv:1111.6056.
- [16] J-C Boileau, Kiyoshi Tamaki, Jamie Batuwantudawe, Raymond Laflamme, and Joseph M Renes. Unconditional security of a three state quantum key distribution protocol. *Physical Review Letters*, 94(4):040503, 2005. quant-ph/0408085.
- [17] Kiyoshi Tamaki, Norbert Lütkenhaus, Masato Koashi, and Jamie Batuwantudawe. Unconditional security of the Bennett 1992 quantum-key-distribution scheme with a strong reference pulse. *Physical Review A—Atomic, Molecular, and Optical Physics*, 80(3):032302, 2009. quant-ph/0607082.
- [18] Kiyoshi Tamaki, Marcos Curty, Go Kato, Hoi-Kwong Lo, and Koji Azuma. Loss-tolerant quantum cryptography with imperfect sources. *Physical Review A*, 90(5):052314, 2014. arXiv:1312.3514.
- [19] Kiyoshi Tamaki, Hoi-Kwong Lo, Akihiro Mizutani, Go Kato, Charles Ci Wen Lim, Koji Azuma, and Marcos Curty. Security of quantum key distribution with iterative sifting. *Quantum Science and Technology*, 3(1):014002, 2017. arXiv:1602.02914.
- [20] Akihiro Mizutani, Go Kato, Koji Azuma, Marcos Curty, Rikizo Ikuta, Takashi Yamamoto, Nobuyuki Imoto, Hoi-Kwong Lo, and Kiyoshi Tamaki. Quantum key distribution with setting-choice-independently correlated light sources. *npj Quantum Information*, 5(1):8, 2019. arXiv:1803.09484.
- [21] Margarida Pereira, Marcos Curty, and Kiyoshi Tamaki. Quantum key distribution with flawed and leaky sources. *NPJ Quantum Information*, 5(1):1–12, 2019. arXiv:1902.02126.
- [22] Ting Rei Tan, Y Wan, S Erickson, P Bierhorst, D Kienzler, S Glancy, E Knill, D Leibfried, and DJ Wineland. Chained Bell inequality experiment with high-efficiency measurements. *Physical Review Letters*, 118(13):130403, 2017. arXiv:1612.01618.
- [23] Jean-Daniel Bancal, Kai Redeker, Pavel Sekatski, Wenjamin Rosenfeld, and Nicolas Sangouard. Self-testing with finite statistics enabling the certification of a quantum network link. *Quantum*, 5:401, 2021. arXiv:1812.09117.
- [24] Aleksandra Gočanin, Ivan Šupić, and Borivoje Dakić. Sample-efficient device-independent quantum state verification and certification. *PRX Quantum*, 3(1):010317, 2022.
- [25] Minzhao Liu, Ruslan Shaydulin, Pradeep Niroula, Matthew DeCross, Shih-Han Hung, Wen Yu Kon, Enrique Cervero-Martín, Kaushik Chakraborty, Omar Amer, Scott Aaronson, et al. Certified randomness using a trapped-ion quantum processor. *Nature*, pages 1–6, 2025.
- [26] Feihu Xu, Xiongfeng Ma, Qiang Zhang, Hoi-Kwong Lo, and Jian-Wei Pan. Secure quantum key distribution with realistic devices. *Reviews of Modern Physics*, 92(2):025002, 2020. arXiv:1903.09051.
- [27] Manabendra Nath Bera, Antonio Acín, Marek Kuś, Morgan W Mitchell, and Maciej Lewenstein. Randomness in quantum mechanics: philosophy, physics and technology. *Reports on Progress in Physics*, 80(12):124001, 2017. arXiv:1611.02176.
- [28] Ivan Šupić and Joseph Bowles. Self-testing of quantum systems: a review. *Quantum*, 4:337, 2020.
- [29] Alexandru Gheorghiu, Theodoros Kourniotis, and Elham Kashefi. Verification of quantum computation: An overview of existing approaches. *Theory of computing*

- systems*, 63:715–808, 2019. arXiv:1709.06984.
- [30] Urmila Mahadev. Classical verification of quantum computations. In *2018 IEEE 59th Annual Symposium on Foundations of Computer Science (FOCS)*, pages 259–267. IEEE, 2018. arXiv:1804.01082.
 - [31] Koji Azuma, Sophia E Economou, David Elkouss, Paul Hilaire, Liang Jiang, Hoi-Kwong Lo, and Ilan Tzitrin. Quantum repeaters: From quantum networks to the quantum internet. *Reviews of Modern Physics*, 95(4):045006, 2023. arXiv:2212.10820.
 - [32] Niek J Bouman and Serge Fehr. Sampling in a quantum population, and applications. In *Advances in Cryptography - CRYPTO 2010*, pages 724–741. Springer, 2010. arXiv:0907.4246.
 - [33] Marco Tomamichel, Charles Ci Wen Lim, Nicolas Gisin, and Renato Renner. Tight finite-key analysis for quantum cryptography. *Nature communications*, 3(1):634, 2012.
 - [34] Marco Tomamichel and Anthony Leverrier. A largely self-contained and complete security proof for quantum key distribution. *Quantum*, 1:14, 2017.
 - [35] Yuki Takeuchi, Atul Mantri, Tomoyuki Morimae, Akihiro Mizutani, and Joseph F Fitzsimons. Resource-efficient verification of quantum computing using Serfling’s bound. *NPJ Quantum Information*, 5(1):27, 2019. arXiv:1806.09138.
 - [36] Robert J Serfling. Probability inequalities for the sum in sampling without replacement. *The Annals of Statistics*, pages 39–48, 1974.
 - [37] Rémi Bardenet and Odalric-Ambrym Maillard. Concentration inequalities for sampling without replacement. *Bernoulli*, 21(3), 2015. arXiv:1309.4029.
 - [38] Xiao-Dong Yu, Jiangwei Shang, and Otfried Gühne. Statistical methods for quantum state verification and fidelity estimation. *Advanced Quantum Technologies*, 5(5):2100126, 2022. arXiv:2109.10805.
 - [39] J. Kaniewski. Analytic and nearly optimal self-testing bounds for the Clauser-Horne-Shimony-Holt and Mermin inequalities. *Physical review letters*, 117(7):070402, 2016.
 - [40] John F Clauser, Michael A Horne, Abner Shimony, and Richard A Holt. Proposed experiment to test local hidden-variable theories. *Physical review letters*, 23(15):880, 1969.
 - [41] David P Nadlinger, Peter Drmota, Bethan C Nichol, Gabriel Araneda, Dougal Main, Raghavendra Srinivas, David M Lucas, Christopher J Ballance, Kirill Ivanov, EY-Z Tan, et al. Experimental quantum key distribution certified by Bell’s theorem. *Nature*, 607(7920):682–686, 2022.
 - [42] Wei Zhang, Tim van Leent, Kai Redeker, Robert Garthoff, René Schwonnek, Florian Fertig, Sebastian Eppelt, Wenjamin Rosenfeld, Valerio Scarani, Charles C-W Lim, et al. A device-independent quantum key distribution system for distant users. *Nature*, 607(7920):687–691, 2022.
 - [43] Hsin-Yuan Huang, Richard Kueng, and John Preskill. Predicting many properties of a quantum system from very few measurements. *Nat. Phys.*, 16:1050–1057, 2020.
 - [44] E. Knill, Y. Zhang, and P. Bierhorst. Quantum randomness generation by probability estimation with classical side information. arXiv:1709.06159, 2017.
 - [45] Gerald B Folland. *Real analysis: modern techniques and their applications*. John Wiley & Sons, 1984.
 - [46] Charles H Bennett, Gilles Brassard, and N David Mermin. Quantum cryptography without Bell’s theorem. *Physical review letters*, 68(5):557, 1992.
 - [47] Jun Shao. *Mathematical Statistics*. Springer Science & Business Media, 2003.
 - [48] Peter Wills, Emanuel Knill, Kevin Coakley, and Yanbao Zhang. Performance of test supermartingale confidence intervals for the success probability of Bernoulli trials. *Journal of Research of the National Institute of Standards and Technology*, 125, 2020.

CONTENTS

References	6
Appendix	8
A. Notation	8
B. Preliminaries	9
C. Estimation-factor theorem and models for spot-checking	10
D. Constructing estimation factors for spot-checking: Given a reference distribution of X	12
1. Estimation factors for minimizing the expected gap	13
2. Estimation factors for minimizing the number of trials	15
E. Constructing estimation factors for spot-checking: Given a reference mean and variance of X	15
F. Requirements for estimating reference mean and variance of X from calibration trials	18
G. Constant expected number of spot-checked trials	23
H. Asymptotic tightness of estimation-factor-based confidence bounds	26
I. Finite-data efficiency of estimation factors	29
J. Protocols	30
K. Other spot-checking scenarios	31
1. Spot-checking with varying probabilities	32
2. Spot-checking with more than two choices	33
3. Spot-checking with early stopping	33
L. Comparison to other protocols	34
1. Spot-checking according to Ref. [24]	34
2. The Serfling inequality	37
3. Explanations and calculations for the main-text figures and additional comparisons	38
M. Application to QKD	41

APPENDIX

Appendix A: Notation

A random variable (RV) is a measurable function from an underlying measurable space to a measurable space. In this work, RVs need not be real-valued, and the probability distribution of a given RV may be different depending on context. We use the convention that RVs are denoted by capital letters and their values or instances by the corresponding lower-case letters. For simplicity, we assume that the underlying probability space is discrete, a realistic restriction for digitized observations in experiments. This ensures that conditional probabilities are well-defined, and the probability distributions of RVs are supported on countable subsets of their range. For simplicity, we also assume that singletons are measurable. We call a probability distribution on a measurable space discrete if there exists a countable subset that has probability 1.

The experiments considered here consist of sequential trials, where each trial instantiates one or more RVs, both observed and unobserved. For our analysis, we fix the total number n of trials ahead of time. Trials are indexed by positive integers. The RVs instantiated at trial i are denoted by X_i, Y_i, \dots . We use upper-case bold-face letters to denote sequences of RVs. For example $\mathbf{X} = (X_i)_{i=1}^n$. We use the notation $\mathbf{X}_{<i} = (X_j)_{j=1}^{i-1}$ for the initial segment of \mathbf{X} prior to trial i , and similar notation applies to other sequence RVs. The “past” of the i ’th trial refers to the collection of all RVs that were instantiated before trial i , whether or not they were observed, and normally includes

X_j, Y_j, \dots for $j < i$ as well as any relevant history prior to the start of the experiment. We use the special symbol $Past_i$ to denote the RV that captures the past of trial i and $past_i$ to denote its values.

We typically use the term “distribution” to refer to “probability distribution” and denote distributions on measurable spaces by μ, ν, \dots . The joint distribution of the RVs over all trials in a particular situation is usually not explicitly specified. We define models as sets of such joint distributions. For each scenario that we consider, we assume a model \mathcal{M} and refer to the distributions in the model as allowed distributions. The probability of an event Φ is denoted by $\mathbb{P}(\Phi)$, or by $\mathbb{P}_\mu(\Phi)$ if the distribution μ needs to be specified. Conditional probabilities are written as $\mathbb{P}(\Phi|\Lambda)$ for conditioning on an event Λ and are defined to be zero if $\mathbb{P}(\Lambda) = 0$. Expectations of an RV Z are accordingly denoted by $\mathbb{E}(Z)$ or $\mathbb{E}_\mu(Z)$. Expectations conditional on an event Φ are denoted by $\mathbb{E}(Z|\Phi)$ or $\mathbb{E}_\mu(Z|\Phi)$, where we use the same convention for the case where the conditioning event has probability zero. For an RV Z , the event $Z = z$ is abbreviated as z when mentioned as an argument to \mathbb{P} or \mathbb{E} . Thus $\mathbb{P}(z|w)$ is the probability of $Z = z$ given the event $W = w$. We define $\llbracket \Phi \rrbracket$ to be the indicator function of the event Φ , that is, $\llbracket \Phi \rrbracket = 1$ on the event Φ and $\llbracket \Phi \rrbracket = 0$ on the complement of Φ .

For RVs Z and W where Z is real-valued, the conditional expectation of Z given W , denoted by $\mathbb{E}(Z|W)$, is an RV whose value is $\mathbb{E}(Z|w)$ when W takes value w , that is, on the event $W = w$. For this purpose, we define $\mathbb{E}(Z|w) = 0$ when $\mathbb{P}(w) = 0$. Conditional expectations introduce RVs whose values depend on the underlying distribution. To avoid this distributional dependence, we exclude such RVs from contributing to $Past_i$. This ensures that $Past_i$, when viewed as a function on the underlying measurable space, does not depend on the specific probability distribution under consideration.

Appendix B: Preliminaries

The scenarios considered in our work involve two RVs in each trial i . The first is the spot-checking RV Y_i with values $y_i \in \{0, 1, \dots\}$, and the second is the real-valued RV X_i of interest. In each trial, Y_i is always observed, while X_i is observed and the trial is spot-checked only when $Y_i = 0$. We define $U_i = X_i$ or $U_i = \mathbb{E}(X_i|Past_i)$, depending on whether we are interested in the unobserved X_i or their expectations given the past. We aim to estimate the sum of U_i over the trials where $Y_i = 1$. In contrast to the main text, we allow spot-checking RVs to take more than two possible values. See Sect. K 2 for motivation and an application.

When spot-checking quantum states, unobserved X_i may not be physically realized and may be unavailable due to a subsequent incompatible measurement of the state produced in unchecked trial i . Nevertheless, joint distributions involving the unobserved X_i can be defined provided that it is possible to virtually timeshift actions involving the unchecked states until after the experiment, where we virtually invoke perfect quantum memories for this purpose. For the case $U_i = \mathbb{E}(X_i|Past_i)$, it is not necessary to define these joint distributions, as $\mathbb{E}(X_i|Past_i)$ is well-defined independent of the actual measurement or process applied to the state of the i ’th trial. In this case, $Past_i$ does not include the uninstantiated values of unobserved X_i .

The distributions in the model for a scenario are constrained. Such constraints include the free-choice assumption as introduced in the main text and assumptions on the spot-checking probability in each trial. We require that the spot-checking probability in each trial lies within the interval $(0, 1)$ to ensure non-trivial results. When the spot-checking probability is independent of the past and known for all trials, we write $\omega_i = \mathbb{P}(Y_i = 0)$ for the probability that we spot-check trial i . The main additional constraints are on the ranges of the RVs, where unless mentioned otherwise, X_i is assumed to be lower-bounded by b . Typically, we can shift X_i so that the lower bound is $b = 0$.

The problem considered here is to obtain lower confidence bounds on the sum $S_U = \sum_{i=1}^n \llbracket Y_i = 1 \rrbracket U_i$. Such lower bounds are required to be correct with probability near 1 as formalized next: For a given $\epsilon \in (0, 1)$, a random variable S_{lb} is a lower confidence bound on S_U with confidence level $(1 - \epsilon)$ if $\mathbb{P}(S_{lb} > S_U) \leq \epsilon$ for every allowed distribution. The parameter ϵ is referred to as the significance level or error bound for the estimate. The confidence level $(1 - \epsilon)$ can be interpreted as a lower bound on the coverage probability of the confidence set $[S_{lb}, \infty)$ for S_U . In the main text, we used the notation $S = S_U$ if $U = \mathbb{E}(X|Past)$ and $S' = S_U$ if $U = X$. When necessary, we explicitly indicate the dependence of S , S' , and S_{lb} on n by adding the subscript n to each quantity. While the confidence bound S_{lb} also depends on ϵ , we treat this dependence as implicit throughout the paper.

Estimation factors as defined in the main text and in the next section provide lower confidence bounds. In most cases, we wish to determine good estimation factors in the sense that the lower confidence bounds that they yield are as high as possible. We typically fix the error bound ϵ and then minimize the expected value of $\Delta = S_U - S_{lb}$ for the distribution that we expect to see based on previously obtained information, for example, according to calibration data or past performance. The smaller the expectation of Δ , the better the performance of the constructed confidence bound S_{lb} . We remark that it is in principle possible for the expectation of a lower confidence bound for S_U to be above that of S_U . However, such pathological behavior does not occur for the lower confidence bounds obtained with estimation factors; see Prop. H.1. The confidence bounds obtained always satisfy the designed error bounds for every

allowed distribution. However, they generally perform optimally or near-optimally only for distributions that are close to the one used for optimization. It is usually the case that the apparatus is intended to produce distributions for which each trial is independent and identical, where the trial distributions are either designed or can be calibrated. Although we may not trust that the apparatus performs “honestly” as expected when it is used in applications, we use the designed or calibrated trial distributions to optimize the expected confidence bounds. If the apparatus behaves differently when it matters, the actual confidence bounds may not be optimal, but we can still guarantee that they satisfy the designed error bounds.

Appendix C: Estimation-factor theorem and models for spot-checking

An estimation factor of power $\beta > 0$ for estimating $\llbracket Y_i = 1 \rrbracket U_i$ for model \mathcal{M} at trial i is a non-negative function T_i of $(\llbracket Y_i = 0 \rrbracket X_i, Y_i)$ that may depend on $Past_i$ and satisfies the estimation-factor inequality

$$\mathbb{E}(T_i e^{-\beta \llbracket Y_i = 1 \rrbracket U_i} | Past_i) \leq 1 \quad (C1)$$

for every allowed distribution in the model \mathcal{M} . For simplicity of notation, we identify $T_i(X_i, Y_i)$ with $T_i(\llbracket Y_i = 0 \rrbracket X_i, Y_i)$. That is, when writing $T_i(X_i, Y_i)$, we implicitly assume that when $Y_i > 0$, T_i does not depend on X_i and $T_i(X_i, Y_i) = T_i(0, Y_i)$. The terminology “estimation factor” was first introduced in Ref. [44], where the quantity being estimated can be interpreted as a sum of logarithms of model-constrained conditional probabilities. The choice of T_i may depend on observed values within $Past_i$. We can take advantage of this dependence to adapt T_i based on information gained before trial i .

Estimation factors for the n trials determine the following lower confidence bound S_{lb} on S_U at confidence level $(1 - \epsilon)$:

$$S_{lb} = \frac{\sum_{i=1}^n \ln(T_i) + \ln(\epsilon)}{\beta}. \quad (C2)$$

This is a consequence of the estimation-factor theorem for spot-checking:

Theorem C.1 (Estimation-factor theorem). *With the notation introduced in the previous paragraphs, for all allowed distributions,*

$$\mathbb{E}(\llbracket S_{lb} \geq S_U \rrbracket | Past_1) \leq \epsilon. \quad (C3)$$

In particular, the probability that $S_{lb} \geq S_U$ is at most ϵ , and this probability bound holds even when conditioned on any event that depends only on the past $Past_1$ of the experiment. Since the event $S_{lb} > S_U$ implies $S_{lb} \geq S_U$, it follows that $\mathbb{P}(S_{lb} > S_U) \leq \epsilon$ for every allowed distribution. Therefore, S_{lb} is a lower confidence bound on S_U with confidence level $(1 - \epsilon)$.

Proof. Let $S_k = \sum_{i=1}^k \llbracket Y_i = 1 \rrbracket U_i$ be the partial sum of the $\llbracket Y_i = 1 \rrbracket U_i$ and $\mathcal{T}_k = \prod_{i=1}^k T_i$ the partial product of estimation factors up to trial k . We have $S_U = S_n$. We first show that \mathcal{T}_k satisfies the inequality $\mathbb{E}(\mathcal{T}_k e^{-\beta S_k} | Past_1) \leq 1$ for all k . We proceed by induction. The inequality holds for $k = 1$ by Eq. (C1). For $k > 1$,

$$\begin{aligned} \mathbb{E}(\mathcal{T}_k e^{-\beta S_k} | Past_1) &= \mathbb{E}(\mathbb{E}(\mathcal{T}_{k-1} e^{-\beta S_{k-1}} T_k e^{-\beta \llbracket Y_k = 1 \rrbracket U_k} | Past_k) | Past_1) \\ &= \mathbb{E}(\mathcal{T}_{k-1} e^{-\beta S_{k-1}} \mathbb{E}(T_k e^{-\beta \llbracket Y_k = 1 \rrbracket U_k} | Past_k) | Past_1) \\ &\leq \mathbb{E}(\mathcal{T}_{k-1} e^{-\beta S_{k-1}} | Past_1) \\ &\leq 1. \end{aligned} \quad (C4)$$

The first line is due to the tower property of conditional expectations. The second line follows from the first because $\mathcal{T}_{k-1} e^{-\beta S_{k-1}}$ is determined by $Past_k$. This is because T_i and S_i for $i \leq k-1$ are functions of RVs that are part of $Past_k$. Next, we used the estimation-factor inequality for T_k and applied the induction hypothesis.

When $k = n$, we have $\mathbb{E}(\mathcal{T}_n e^{-\beta S_n} | Past_1) \leq 1$. We can therefore apply a general form of Markov’s inequality to obtain $\mathbb{E}(\llbracket \mathcal{T}_n e^{-\beta S_n} \geq 1/\epsilon \rrbracket | Past_1) \leq \epsilon$. For completeness, we prove this form of Markov’s inequality. Because $\llbracket \mathcal{T}_n e^{-\beta S_n} \geq 1/\epsilon \rrbracket \leq \epsilon \mathcal{T}_n e^{-\beta S_n}$, we have

$$\mathbb{E}(\llbracket \mathcal{T}_n e^{-\beta S_n} \geq 1/\epsilon \rrbracket | Past_1) \leq \mathbb{E}(\epsilon \mathcal{T}_n e^{-\beta S_n} | Past_1)$$

$$= \epsilon \mathbb{E}(\mathcal{T}_n e^{-\beta S_n} | \text{Past}_1) \leq \epsilon. \quad (\text{C5})$$

The inequality $\mathcal{T}_n e^{-\beta S_n} \geq 1/\epsilon$ is equivalent to the inequality $S_n \leq \ln(\mathcal{T}_n \epsilon)/\beta$, where the right-hand side is equal to S_{lb} as defined in Eq. (C2). This completes the proof of the theorem. \square

Joint distributions of Y_i, X_i are defined as distributions on $\mathcal{V} = \{0, 1, \dots\} \times \mathbb{R}$, the value space of (Y_i, X_i) . For a given global distribution μ that governs all trials in the experiment, we define $\mathcal{M}_{\mu,i}$ as the set of distributions ν on \mathcal{V} for which there exists a value past_i of Past_i that occurs with non-zero probability according to μ , such that for all measurable subsets Φ of \mathcal{V} , $\mathbb{P}_\nu(\Phi) = \mathbb{P}_\mu((Y_i, X_i) \in \Phi | \text{past}_i)$.

In this work, the model \mathcal{M} of the experiment is derived from a given set \mathcal{F} of discrete distributions on \mathcal{V} . Given \mathcal{F} , we define $\mathcal{M} = \mathcal{M}_{\mathcal{F}}$ as the set of all discrete global distributions μ for which $\mathcal{M}_{\mu,i} \subseteq \mathcal{F}$ for all i . In general, \mathcal{F} could depend on the trial index, but we do not require this here. According to the following lemma, checking the estimation-factor inequality for all distributions in $\mathcal{M}_{\mathcal{F}}$ reduces to checking unconditional estimation-factor inequalities for distributions in \mathcal{F} . For the rest of this section, we consider a generic trial and omit trial indices for simplicity.

Lemma C.2. *Let \mathcal{F} be a set of discrete distributions on $\mathcal{V} = \{0, 1, \dots\} \times \mathbb{R}$, $\mathcal{M} = \mathcal{M}_{\mathcal{F}}$ the derived model of the experiment, and T a non-negative function of $(Y, \llbracket Y = 0 \rrbracket X)$. Then T is an estimation factor of power β for estimating $\llbracket Y = 1 \rrbracket X$ for model \mathcal{M} at each trial iff for all $\nu \in \mathcal{F}$,*

$$\mathbb{E}_\nu(T e^{-\beta \llbracket Y = 1 \rrbracket X}) \leq 1. \quad (\text{C6})$$

T is an estimation factor of power β for estimating $\llbracket Y = 1 \rrbracket \mathbb{E}(X | \text{Past})$ for model \mathcal{M} at each trial iff for all $\nu \in \mathcal{F}$,

$$\mathbb{E}_\nu(T e^{-\beta \llbracket Y = 1 \rrbracket \mathbb{E}_\nu(X)}) \leq 1. \quad (\text{C7})$$

If T satisfies Eq. (C6) or Eq. (C7) for all $\nu \in \mathcal{F}$, we say that T is an estimation factor of power β for estimating $\llbracket Y = 1 \rrbracket U$ with $U = X$ or $U = \mathbb{E}(X | \text{Past})$, respectively, for the model \mathcal{F} of the generic trial.

We also remark that if Eq. (C6) is satisfied for all $\nu \in \mathcal{F}$, then it is satisfied for all ν expressible as convex combinations of distributions in \mathcal{F} . This is because the product $T e^{-\beta \llbracket Y = 1 \rrbracket X}$, as a function on the underlying measurable space, does not depend on the associated distribution ν , and so the expectation $\mathbb{E}_\nu(T e^{-\beta \llbracket Y = 1 \rrbracket X})$ is linear in the probabilities of events according to ν . The convex combination may involve a countable number of terms.

Proof. Let $U = X$ or $U = \mathbb{E}(X | \text{Past})$. The estimation-factor inequality in Eq. (C1) is equivalent to the statement that for all $\mu \in \mathcal{M}$ and all values past of Past with $\mu(\text{past}) > 0$, we have $\mathbb{E}_\mu(T e^{-\beta \llbracket Y = 1 \rrbracket U} | \text{past}) \leq 1$. For a given μ and value past of Past , let ν be the distribution of (Y, X) with respect to μ conditional on $\text{Past} = \text{past}$. Then $\nu \in \mathcal{F}$ and $\mathbb{E}_\mu(T e^{-\beta \llbracket Y = 1 \rrbracket U} | \text{past}) = \mathbb{E}_\nu(T e^{-\beta \llbracket Y = 1 \rrbracket V})$, where $V = X$ for $U = X$ and $V = \mathbb{E}_\nu(X)$ for $U = \mathbb{E}(X | \text{Past})$. Consequently, if Eq. (C6) or Eq. (C7) holds for all $\nu \in \mathcal{F}$, then so does the corresponding estimation-factor inequality in Eq. (C1). For the converse, it suffices to observe that for every (discrete) $\nu \in \mathcal{F}$ and value past of Past , there exists a distribution $\mu \in \mathcal{M}$ such that the distribution of (Y, X) given $\text{Past} = \text{past}$ is ν . For example, we can choose the distribution μ such that each trial is independent and identical with $\mathcal{M}_{\mu,i} = \nu$ for all i . \square

The model \mathcal{F} that we consider in this work consists of all discrete distributions for which Y and X are independent, the probability of spot-checking (that is, of $Y = 0$) is fixed to be $\omega \in (0, 1)$, and X is lower-bounded by b . We denote this model by \mathcal{F}_ω . The independence of Y and X is equivalent to the condition that the distributions in the derived model of the experiment, $\mathcal{M}_{\mathcal{F}}$, satisfy the free-choice assumption. It is convenient to standardize the lower bound to $b = 0$ by shifting X . For this purpose, we observe that T is an estimation factor for estimating U iff $T e^{-\beta b \llbracket Y = 1 \rrbracket}$ is an estimation factor for estimating $(U - b)$. Therefore, when constructing estimation factors or checking the estimation-factor inequality, we can, without loss of generality, use the shifted RVs. The confidence bounds obtained for the sum of the shifted RVs and for the sum of the original RVs differ by $\sum_{i=1}^N b \llbracket Y_i = 1 \rrbracket$, which is random but directly observed in the experiment. Moreover, to optimize and compare these bounds, we usually focus on the difference between S_U and S_{lb} , which cancels out the offset from shifting the RVs. In this case, optimizing and comparing confidence bounds for the original and shifted RVs are equivalent. For these reasons, unless otherwise stated, we assume $b = 0$ for the remainder of the appendix.

We end this section by formalizing the observation that for any set of discrete distributions on $\mathcal{V} = \{0, 1, \dots\} \times \mathbb{R}$ as specified in the lemma below, such as \mathcal{F}_ω , whether T is an estimation factor does not depend on whether $U = X$ or $U = \mathbb{E}(X | \text{Past})$.

Lemma C.3. *Let I be an interval of the form $I = [b, c]$ or $I = [b, \infty)$, and let J be a subset of $[0, 1]$. Define \mathcal{F} as the set of all discrete distributions on $\mathcal{V} = \{0, 1, \dots\} \times \mathbb{R}$ for which the values of X are in I , and Y is independent*

of X with $\mathbb{P}(Y = 0) \in J$. Let $\mathcal{M} = \mathcal{M}_{\mathcal{F}}$ be the derived model of the experiment, and let T be an estimation factor of power β for estimating $\llbracket Y = 1 \rrbracket U$. Then, T is an estimation factor with $U = X$ iff it is an estimation factor with $U = \mathbb{E}(X|Past)$.

In this lemma, we allow the spot-checking probability $\mathbb{P}(Y = 0)$ to be arbitrary within a given subset of $[0, 1]$. We exploit this option in Sect. K1.

Proof. We freely use Lem. C.2 to drop conditioning on the past and check estimation-factor inequalities on only distributions $\nu \in \mathcal{F}$. Let T be an estimation factor with $U = \mathbb{E}(X|Past)$ for \mathcal{M} . Given $\nu \in \mathcal{F}$, construct the distribution ν' for which X is deterministic according to $\mathbb{P}_{\nu'}(X = \mathbb{E}_{\nu}(X)) = 1$ and for all values y of Y , $\mathbb{P}_{\nu'}(y) = \mathbb{P}_{\nu}(y)$. The distribution ν' is also in \mathcal{F} because I is an interval. Every distribution in \mathcal{F} for which X is deterministic can be obtained with this construction for some $\nu \in \mathcal{F}$. Let \mathcal{F}' be the set of such deterministic distributions. For every $\nu' \in \mathcal{F}'$, Eq. (C6) holds with $U = \mathbb{E}_{\nu'}(X)$. Furthermore, the left-hand side of the inequality in Eq. (C6) is unchanged under the replacement of $\mathbb{E}_{\nu'}(X)$ by X , since X is deterministic. We conclude that if T is an estimation factor with $U = \mathbb{E}(X|Past)$ for \mathcal{M} and thus for \mathcal{F} , then it is an estimation factor with $U = X$ for \mathcal{F}' . We have that \mathcal{F} is contained in the set of all convex combinations of distributions in \mathcal{F}' , where the convex combination may involve a countable number of terms. Since Eq. (C6) is preserved under such convex combinations (see the remark after Lem. C.2), we can conclude that T is an estimation factor with $U = X$ for \mathcal{F} . Consequently, by Lem. C.2, T is also an estimation factor with $U = X$ for \mathcal{M} .

For the converse, consider an estimation factor T with $U = X$. From Eq. (C6), for all $\nu \in \mathcal{F}$

$$\begin{aligned} 1 &\geq \mathbb{E}_{\nu}\left(T(X, Y)e^{-\beta\llbracket Y=1 \rrbracket X}\right) \\ &= \mathbb{E}_{\nu}(\llbracket Y = 0 \rrbracket T(X, 0)) + T(0, 1)\mathbb{E}_{\nu}(\llbracket Y = 1 \rrbracket e^{-\beta X}) + \mathbb{E}_{\nu}(\llbracket Y > 1 \rrbracket T(0, Y)) \\ &= \mathbb{E}_{\nu}(\llbracket Y = 0 \rrbracket T(X, 0)) + \mathbb{P}_{\nu}(\llbracket Y = 1 \rrbracket)T(0, 1)\mathbb{E}_{\nu}(e^{-\beta X}) + \mathbb{E}_{\nu}(\llbracket Y > 1 \rrbracket T(0, Y)). \end{aligned} \quad (\text{C8})$$

The second line follows from the fact that the estimation factor T depends on X only when X is spot-checked, that is, when $Y = 0$. The last line follows from the independence of X and Y according to ν . Because $T \geq 0$, we have $T(0, 1) \geq 0$. By the convexity of the function $f(x) = e^{-x}$ and Jensen's inequality, $\mathbb{E}_{\nu}(e^{-\beta X}) \geq e^{-\beta \mathbb{E}_{\nu}(X)}$. Consequently, continuing from the last line we obtain

$$\begin{aligned} 1 &\geq \mathbb{E}_{\nu}(\llbracket Y = 0 \rrbracket T(X, 0)) + \mathbb{P}_{\nu}(\llbracket Y = 1 \rrbracket)T(0, 1)e^{-\beta \mathbb{E}_{\nu}(X)} + \mathbb{E}_{\nu}(\llbracket Y > 1 \rrbracket T(0, Y)) \\ &= \mathbb{E}_{\nu}(\llbracket Y = 0 \rrbracket T(X, 0)) + T(0, 1)\mathbb{E}_{\nu}(\llbracket Y = 1 \rrbracket e^{-\beta \mathbb{E}_{\nu}(X)}) + \mathbb{E}_{\nu}(\llbracket Y > 1 \rrbracket T(0, Y)) \\ &= \mathbb{E}_{\nu}\left(T(X, Y)e^{-\beta\llbracket Y=1 \rrbracket \mathbb{E}_{\nu}(X)}\right). \end{aligned} \quad (\text{C9})$$

It follows that T is an estimation factor with $U = \mathbb{E}(X|Past)$. \square

Given that the sets of distributions on \mathcal{V} considered in this work satisfy the conditions of Lem. C.3, we consider only the case $U = X$ for the remainder of this appendix.

Appendix D: Constructing estimation factors for spot-checking: Given a reference distribution of X

From now on, unless stated otherwise, we assume that in each trial i , X_i is lower-bounded by 0 and Y_i is a 0/1-valued binary RV. Thus, $\llbracket Y_i = 1 \rrbracket = Y_i$ and $\llbracket Y_i = 0 \rrbracket = (1 - Y_i)$. Because of Lem C.3, without loss of generality, we consider only the case $U = X$.

Since in most practical situations the spot-checking probability is constant across trials, we consider the spot-checking scenario with $\mathbb{P}(Y_i = 0) = \omega$ for all i . We show how to optimize estimation factors prior to an experiment, given the significance level ϵ and a target (or reference) distribution for the X_i . We consider two goals. The first is to minimize the expected gap $\mathbb{E}(S_U - S_{\text{lb}})$ between the estimated quantity S_U and the confidence bound S_{lb} obtained for a given number n of trials. The second is to minimize the required number of trials, n , that ensures the expected gap per unchecked trial smaller than or equal to a given threshold δ_{th} . For these goals, we examine the performance under the assumption that trials are independent and identically distributed (i.i.d.) with the target distribution, as most quantum experiments aim for such trials. At the same time, we emphasize that the constructed estimation factors remain valid and applicable even when the trials to be analyzed are not i.i.d., with past-conditional distributions that can differ from the target distribution. If the past-conditional distribution of X_i in each experimental trial is close to the target distribution, the constructed estimation factors are expected to achieve near-optimal performance.

Thus, one practical approach for choosing the target distribution and thus the estimation factor to be used prior to conducting the experiment is to perform calibration runs or theoretical simulations based on predictive models.

In this work, we are evaluating the performance of estimation factors by the expectation of the confidence bound obtained. This evaluation does not take into consideration the distribution of the confidence bound, so one cannot conclude that typically obtained confidence bounds are good without additional arguments. We leave this for future work, but note here that for the assumptions involving i.i.d. samples from the reference distribution and estimation factors that do not depend on the trial, the confidence bound is a sum of independent RVs. This suggests that the confidence bound concentrates around its expected value with a distribution that has relative width $1/\sqrt{n}$. To quantify the concentration requires estimating the variance of the logarithm of the estimation factor used. If estimation factors are derived from calibration trials, similar concentration results can be applied to the calibration trials.

1. Estimation factors for minimizing the expected gap

For the first goal, we need to minimize the expected gap by maximizing the expectation of the confidence bound S_{lb} on $S_U = \sum_{i=1}^n Y_i X_i$, where the X_i have the target distribution independent of the past. Because the trials are i.i.d. and S_{lb} is a sum over trials, we can choose the same estimation factor for each trial independent of the past. We then optimize the contribution to S_{lb} from each trial separately and, therefore, consider a generic trial, dropping the trial indices and conditioning on the past. Let ν be the joint distribution of Y and X in a generic trial, where Y and X are independent with $\mathbb{P}(Y = 0) = \omega$ and X following the target distribution. We use the expectation of S_{lb}/n as the objective function in the optimization problem:

$$\begin{aligned} & \text{Maximize over } \beta, T: \frac{1}{\beta} (\mathbb{E}_\nu(\ln(T(X, Y))) + \ln(\epsilon)/n), \\ & \text{subject to: } \beta > 0, T \geq 0, \text{ and for all } \nu' \in \mathcal{F}_\omega: \mathbb{E}_{\nu'}(T(X, Y)e^{-\beta Y X}) \leq 1. \end{aligned} \quad (\text{D1})$$

As shown in the main text, it suffices to consider estimation factors of the form

$$T(X, Y) = (1 - Y)(1 - (1 - \omega)te^{-\beta X})/\omega + Yt, \quad (\text{D2})$$

where $t \in [0, 1/(1 - \omega)]$ and $\beta > 0$. This reduces the dimensionality of the optimization problem to two, with the feasible region for β and t forming a convex set. Substituting the estimation factor of Eq. (D2) in Problem (D1), we obtain for the objective function

$$\mathcal{O}(\beta, t) = \frac{1}{\beta} (\omega (\mathbb{E}_\nu(\ln(1 - (1 - \omega)te^{-\beta X})) - \ln(\omega)) + (1 - \omega) \ln(t) + \ln(\epsilon)/n). \quad (\text{D3})$$

If desired, estimation factors can be adapted during the run of sequential trials. To do this, the power β must be fixed independently of the sequential trial results to be analyzed so that the confidence bound S_{lb} is valid. Adaptation therefore involves optimizing over t while keeping β fixed. In view of this, we solve the optimization Problem (D1) in two steps: First, we optimize over t for a fixed β , and then we optimize over β . For the first step, we modify the objective function above to retain only the terms that depend on t . The optimization problem now is

$$\begin{aligned} & \text{Maximize over } t: \mathcal{O}(t) = \omega \mathbb{E}_\nu(\ln(1 - (1 - \omega)te^{-\beta X})) + (1 - \omega) \ln(t), \\ & \text{subject to: } t \in I := [0, 1/(1 - \omega)]. \end{aligned} \quad (\text{D4})$$

The objective function $\mathcal{O}(t)$ is an expectation over X of the function

$$h(t; X) = \omega \ln(1 - (1 - \omega)te^{-\beta X}) + (1 - \omega) \ln(t). \quad (\text{D5})$$

Here, we use the notation $h(t; X)$ to represent a function of t that is parameterized by X . For any fixed $X = x \geq 0$, the function $h(t; x)$ is strictly concave on the interval $J := (0, e^{\beta x}/(1 - \omega))$. This is the interval on which $h(t; x)$ is defined and differentiable, since for t outside this interval, at least one of the arguments of the logarithms is non-positive. The function $h(t; x)$ diverges to $-\infty$ at the boundaries of J . Within this interval, $h(t; x)$ achieves its maximum at $t_1 := e^{\beta x}$. To verify these claims, we compute the first derivative

$$h'(t; x) = -\frac{\omega(1 - \omega)}{e^{\beta x} - (1 - \omega)t} + \frac{1 - \omega}{t}. \quad (\text{D6})$$

This is a sum of two strictly decreasing terms on J , so $h(t; x)$ is strictly concave. One can see that when $t = t_1 \in J$, $h'(t; x) = 0$, so $h(t; x)$ achieves its maximum on J at t_1 . In Problem (D4), t is constrained to the interval $I = [0, 1/(1-\omega)]$. If t_1 is greater than $1/(1-\omega)$, the upper endpoint of I , the maximum of $h(t; x)$ on I occurs at $1/(1-\omega)$. In general, the maximum of $h(t; x)$ on I is achieved at $t_0 := \min(e^{\beta x}, 1/(1-\omega))$. Since $x \geq 0$ and $\beta, \omega > 0$, we always have $t_0 \geq 1$. The maximum of $h(t; x)$ on I satisfies

$$\begin{aligned} h(t_0; x) &= \omega \ln(1 - (1-\omega)t_0 e^{-\beta x}) + (1-\omega) \ln(t_0) \\ &\leq (1-\omega) \ln(t_0) \\ &= (1-\omega) \ln(\min(e^{\beta x}, 1/(1-\omega))), \\ &\leq -(1-\omega) \ln(1-\omega), \end{aligned} \tag{D7}$$

where the second line follows from the fact that $(1-\omega)t_0 e^{-\beta x} \geq 0$, which implies $\ln(1 - (1-\omega)t_0 e^{-\beta x}) \leq 0$, and the last line follows from the monotonicity of the logarithm. In view of the above and the fact that $\mathcal{O}(t)$ is a convex combination of $h(t; x)$ over a distribution of x , $\mathcal{O}(t)$ is strictly concave with non-negative derivative at $t = 1$, and therefore reaches its maximum on I at some $t \geq 1$. Furthermore, for all $t \in I$, we have

$$\begin{aligned} \mathcal{O}(t) &= \mathbb{E}_\nu(h(t; X)) \leq \mathbb{E}_\nu(h(t_0; X)) \\ &\leq -(1-\omega) \ln(1-\omega). \end{aligned} \tag{D8}$$

The strict concavity of $\mathcal{O}(t)$ implies that if the expectation $\mathbb{E}_\nu(\ln(1 - (1-\omega)te^{-\beta X}))$ can be evaluated efficiently, then numerically optimizing over t is also efficient. To show this we analyze the behavior of $\mathcal{O}(t)$. The expression for $\mathcal{O}(t)$ in Problem (D4) shows that $\mathcal{O}(t) \rightarrow -\infty$ as $t \rightarrow 0$. Let t_{sup} be the supremum of values for t such that $1 - (1-\omega)te^{-\beta X} > 0$ almost surely with respect to ν . $\mathcal{O}(t)$ may converge to a finite value as t approaches t_{sup} from below. Since $\mathcal{O}(t)$ is strictly concave and diverges to $-\infty$ at $t = 0$, it possesses a unique global maximum $t_\beta \in (0, t_{\text{sup}}]$. The maximum is either at t_{sup} or at the root of the first-order optimality condition $\mathcal{O}'(t) = \mathbb{E}_\nu(h'(t; X)) = 0$. By verifying the conditions for interchanging differentiation and expectation on compact sub-intervals of $(0, t_{\text{sup}})$, it can be shown that $\mathcal{O}'(t) = \mathbb{E}_\nu(h'(t; X))$ is well-defined and continuous on $(0, t_{\text{sup}})$. See, for example, Ref. [45], Thm. 2.27. In view of Eq. (D6), the first-order optimality condition can be rearranged as:

$$\mathbb{E}_\nu\left(\frac{\omega t}{e^{\beta X} - (1-\omega)t}\right) = 1. \tag{D9}$$

Inspecting Eq. (D9), the term inside the expectation is monotonically increasing in t . Furthermore, since $e^{\beta X} \geq 1$, this term is strictly less than 1 when $t < 1$. Consequently, the condition in Eq. (D9) can only be satisfied for $t_\beta \geq 1$. We therefore have $t_\beta \in [1, t_{\text{sup}}]$. We now impose the constraint $t \leq 1/(1-\omega)$ from Problem (D4). Since $\mathcal{O}(t)$ increases monotonically on $(0, t_\beta]$, the optimal solution t'_β to the problem constrained to the feasible interval is $t'_\beta = \min(t_\beta, 1/(1-\omega)) \geq 1$.

To optimize $\mathcal{O}(\beta, t)$ over β and t , it suffices to optimize $\mathcal{O}(\beta, t'_\beta)$ over β . To facilitate this optimization, we first establish upper bounds on $\mathcal{O}(\beta, t)$. For this, we substitute the upper bound on $\mathcal{O}(t)$ from Eq. (D8) into the expression for $\mathcal{O}(\beta, t)$ to obtain

$$\begin{aligned} \mathcal{O}(\beta, t) &= \frac{1}{\beta}(\mathcal{O}(t) - \omega \ln(\omega) + \ln(\epsilon)/n) \\ &\leq \frac{1}{\beta}(-(1-\omega) \ln(1-\omega) - \omega \ln(\omega) + \ln(\epsilon)/n) \\ &= \frac{H_e(\omega) + \ln(\epsilon)/n}{\beta}, \end{aligned} \tag{D10}$$

where $H_e(\omega) = -(1-\omega) \ln(1-\omega) - \omega \ln(\omega)$. Another upper bound on $\mathcal{O}(\beta, t)$ can be derived by noting that the function $f(x) = \ln(1 - (1-\omega)te^{-\beta x})$ is concave in x . To see this, compute the first derivative $f'(x) = (1-\omega)\beta t / (e^{\beta x} - (1-\omega)t)$, which is monotonically decreasing in x . By concavity and Jensen's inequality,

$$\begin{aligned} \mathcal{O}(\beta, t) &\leq \frac{1}{\beta} \left(\omega \ln(1 - (1-\omega)te^{-\beta \mathbb{E}_\nu(X)}) - \omega \ln(\omega) + (1-\omega) \ln(t) + \ln(\epsilon)/n \right), \\ &= \frac{1}{\beta} (h(t; \mathbb{E}_\nu(X)) - \omega \ln(\omega) + \ln(\epsilon)/n). \end{aligned} \tag{D11}$$

As before, $h(t; \mathbb{E}_\nu(X))$ is maximized at $t = e^{\beta \mathbb{E}_\nu(X)}$. Therefore,

$$\begin{aligned} \mathcal{O}(\beta, t) &\leq \frac{1}{\beta}((1 - \omega)\beta \mathbb{E}_\nu(X) + \ln(\epsilon)/n) \\ &\leq (1 - \omega)\mathbb{E}_\nu(X). \end{aligned} \quad (\text{D12})$$

This implies that $\mathcal{O}(\beta, t)$ is bounded from above by the expectation of YX . Since $\mathcal{O}(\beta, t)$ is the additive contribution from a generic trial to the expectation of the lower confidence bound S_{lb} , the upper bound in Eq. (D12) can be converted to an upper bound on the expectation of S_{lb} . Reassuringly, the expectation of S_{lb} is bounded from above by that of S_U , which is a desirable property, though it is not necessarily satisfied by lower confidence bounds in general. This property is formally established in Prop. H.1.

We can now find the optimal value of β by maximizing $\mathcal{O}(\beta, t'_\beta)$ over $\beta \in (0, \infty)$. Provided that the expectation $\mathbb{E}_\nu(\ln(1 - (1 - \omega)te^{-\beta X}))$ and the solution t'_β can be evaluated efficiently, this maximization reduces to a one-dimensional numerical search. The analyses in the subsequent sections show that the optimal value of β is small for typical distributions and reasonable values of n , so in most cases the search can be confined to the interval $(0, 1]$. The following considerations can help to confine the search more generally. Substituting $t = 1$ in $h(t; x)$ shows that $h(1; x) = \omega \ln(1 - (1 - \omega)e^{-\beta x}) \geq \omega \ln(\omega)$. Therefore $\mathcal{O}(\beta, t_\beta) \geq \frac{1}{n\beta} \ln(\epsilon)$, which goes to zero from below as $\beta \rightarrow \infty$. Since the analytic upper bound in Eq. (D10) also goes to zero as $\beta \rightarrow \infty$, so does $\mathcal{O}(\beta, t'_\beta)$. If the numerator of the analytic upper bound in Eq. (D10) is non-positive, both the upper and the lower bounds on $\mathcal{O}(\beta, t'_\beta)$ monotonically approach zero from below as $\beta \rightarrow \infty$, which implies that the optimal value of β diverges. However, because the RV X is bounded from below by 0, non-positive lower confidence bounds are trivial. If, in our search for the optimal value of β , we find a value β_1 of β for which $0 < o_1 := \mathcal{O}(\beta_1, t'_{\beta_1})$, we can establish a rigorous cutoff as follows. First, the existence of $o_1 > 0$ implies that the numerator of the analytic upper bound in Eq. (D10), that is, $(H_e(\omega) + \ln(\epsilon)/n)$, must be positive. Second, this analytic upper bound guarantees that for all $\beta > \beta_u$, the objective function $\mathcal{O}(\beta, t'_\beta) < o_1$, where β_u is determined by $(H_e(\omega) + \ln(\epsilon)/n)/\beta_u = o_1$. Consequently, the search for the optimal value of β can be safely confined to the interval $(0, \beta_u]$.

2. Estimation factors for minimizing the number of trials

Next we address the second goal of minimizing the number of trials, n , required to ensure that the expected gap is at most $n(1 - \omega)\delta_{\text{th}}$, where $\delta_{\text{th}} > 0$ is a fixed threshold. We refer to δ_{th} as the expected gap per unchecked trial. For this, we choose estimation factors to minimize n subject to the inequality constraint

$$\begin{aligned} 0 &\geq \mathbb{E}\left(S_U - S_{\text{lb}} - \delta_{\text{th}} \sum_{i=1}^n Y_i\right) \\ &= n((1 - \omega)\mathbb{E}_\nu(X) - \mathcal{O}(\beta, t) - (1 - \omega)\delta_{\text{th}}). \end{aligned} \quad (\text{D13})$$

Write $nG(\beta, t, n)$ for the expression on the right-hand side of this equation. To check whether this inequality can be satisfied for a given n , it suffices to maximize $\mathcal{O}(\beta, t)$ as before to determine the minimum of $G(\beta, t, n)$ over all feasible β and t . This minimum depends on n and is denoted by $G(n)$. The only term in $G(\beta, t, n)$ that depends on n is $\mathcal{O}(\beta, t)$, specifically, the term $\ln(\epsilon)/(n\beta)$ in the expression for $\mathcal{O}(\beta, t)$ given in Eq. (D3). Because $\ln(\epsilon)/(n\beta)$ increases with n , the maximum of $\mathcal{O}(\beta, t)$ also increases with n , making $G(n)$ a decreasing function of n . As a result, the minimum n for which $G(n) \leq 0$ and the corresponding estimation factor can be determined quickly. Since the construction of estimation factors for minimizing the number of trials builds directly on that for minimizing the expected gap, in the following sections we focus on the latter and illustrate the performance of the resulting estimation factors.

Appendix E: Constructing estimation factors for spot-checking: Given a reference mean and variance of X

We show that estimation factors can be constructed using only the mean and variance of the reference distribution. This avoids having to know or learn the complete target distribution and reduces dependence of the estimation factor's performance on other features of the distribution. This approach typically has minimal impact on performance, as measured by the expectation of the resulting confidence bound S_{lb} . To explain this phenomenon, we derive upper bounds on the expectation of the gap $\Delta = S_U - S_{\text{lb}}$ between the quantity being estimated and the resulting confidence bound, given that the target distribution of X has mean θ and variance σ^2 . The upper bound derived is of order \sqrt{n} ;

see Eq. (E9) below. General statistical considerations indicate that the order of this bound cannot be improved. In this sense, we say that the confidence bound S_{lb} is asymptotically tight.

As in the previous section, we consider the case of i.i.d. trials, where at each trial the pair (Y, X) is drawn from a fixed distribution ν . Under the distribution ν , Y and X are independent, $\mathbb{P}(Y = 0) = \omega$, and X follows the target distribution with mean θ and variance σ^2 . For this case, the expectation $\mathbb{E}_\nu(\Delta)$ is the same regardless of whether $U = \mathbb{E}(X|Past)$ or $U = X$. To upper-bound $\mathbb{E}_\nu(\Delta)$, we assume that θ and σ^2 are finite. Since the case $\sigma^2 = 0$ is trivial, for much of the analysis below, we also assume $\sigma^2 > 0$. We show that the upper bound on $\mathbb{E}_\nu(\Delta)$ obtained is quite insensitive to discrepancies between the assumed (or estimated) and true values of the mean and variance. We remark that the bounds derived in this section remain valid even if the distribution of X varies from trial to trial, as long as the mean of X is fixed at θ and the variance is bounded from above by σ^2 . This observation is relevant to the results in Sect. H.

Given β and t , we have $\mathbb{E}_\nu(\Delta) = n((1 - \omega)\theta - \mathcal{O}(\beta, t))$ with $\mathcal{O}(\beta, t)$ defined in Eq. (D3). The only term of Δ that depends on the distribution of X but is not determined by the mean θ is the term $\mathbb{E}_\nu(\ln(1 - (1 - \omega)te^{-\beta X}))$ in $\mathcal{O}(\beta, t)$. With foresight, we introduce the parameter $\theta_e \geq 0$ and define $t = e^{\beta\theta_e} \geq 1$. The parameter θ_e serves as an estimate of the mean θ . In view of the upper bound on t when optimizing $\mathcal{O}(\beta, t)$, we also constrain $t < 1/(1 - \omega)$. While $t = 1/(1 - \omega)$ yields a valid estimation factor, we exclude this boundary point as it induces singular behavior in the subsequent analysis. We define the function $\mathcal{L}(\beta, \theta_e)$ as follows:

$$\begin{aligned} \mathcal{L}(\beta, \theta_e) &= \beta(1 - \omega)\theta - \beta\mathcal{O}(\beta, t) + \ln(\epsilon)/n \\ &= \omega \left(\ln(\omega) - \mathbb{E}_\nu \left(\ln \left(1 - (1 - \omega)e^{-\beta(X - \theta_e)} \right) \right) \right) + \beta(1 - \omega)(\theta - \theta_e), \end{aligned} \quad (\text{E1})$$

so that

$$\mathbb{E}_\nu(\Delta) = \frac{1}{\beta} (n\mathcal{L}(\beta, \theta_e) - \ln(\epsilon)). \quad (\text{E2})$$

Lemma E.1. Define $B(z_0) = \omega^2 e^{z_0} / (1 - (1 - \omega)e^{z_0})^2$, where $z_0 \in [0, \ln(1/(1 - \omega))]$. Then

$$0 \leq \mathcal{L}(\beta, \theta_e) \leq \frac{\beta^2(1 - \omega)}{2\omega} B(\beta\theta_e)(\sigma^2 + (\theta - \theta_e)^2). \quad (\text{E3})$$

The function $B(z_0)$ is non-negative and satisfies $B(z_0) = 1 + O(z_0)$ for small z_0 . Here and below, $O(\cdot)$ denotes the standard big-O notation. Moreover, this function is finite for $z_0 \in [0, \ln(1/(1 - \omega))]$ and diverges as z_0 approaches $\ln(1/(1 - \omega))$. On the right-hand side of Eq. (E3), the point of divergence corresponds to the value of θ_e that approaches its upper bound, for which $e^{\beta\theta_e} = 1/(1 - \omega)$. Thus $\mathcal{L}(\beta, \theta_e)$ is finite for all $\theta_e \in [0, \ln(1/(1 - \omega))/\beta]$.

Proof. The lower bound in the lemma follows from the inequality in the first line of Eq. (D12), which is applied to the definition of $\mathcal{L}(\beta, \theta_e)$ in terms of $\mathcal{O}(\beta, t)$.

To prove the upper bound, we first obtain an upper bound on the quantity $-\ln(1 - (1 - \omega)e^{-\beta(x - \theta_e)})$. For this purpose, consider the function $f(z) = -\ln(1 - ae^{-(z - z_0)})$ where $0 < a < 1$, $z, z_0 \geq 0$ and $1 - ae^{z_0} > 0$. Direct calculation shows that $f(0) = -\ln(1 - ae^{z_0})$, $f(\infty) = 0$, $f'(z) = -ae^{-(z - z_0)}/(1 - ae^{-(z - z_0)})$, and $f''(z) = ae^{-(z - z_0)}/(1 - ae^{-(z - z_0)})^2$. Therefore, the first derivative $f'(z)$ is negative and monotonically increasing, and the second derivative $f''(z)$ is positive and monotonically decreasing. Thus the maximum of $f''(z)$ on the domain is $f''(0)$. By performing a Taylor expansion with a second-order remainder and further upper-bounding the remainder, we get

$$\begin{aligned} f(z) &\leq f(z_0) + f'(z_0)(z - z_0) + \max_{u \geq 0} f''(u)(z - z_0)^2/2 \\ &= -\ln(1 - a) - \frac{a}{1 - a}(z - z_0) + \frac{ae^{z_0}}{2(1 - ae^{z_0})^2}(z - z_0)^2. \end{aligned} \quad (\text{E4})$$

For the quantity of interest, $a = (1 - \omega)$, $z_0 = \beta\theta_e$, and $z = \beta x$, where the constraints on a and z_0 are satisfied by the definition of θ_e . Substituting these values, we obtain the upper bound

$$-\ln(1 - (1 - \omega)e^{-\beta(x - \theta_e)}) \leq -\ln(\omega) - \frac{\beta(1 - \omega)}{\omega}(x - \theta_e) + \frac{\beta^2(1 - \omega)}{2\omega^2} B(\beta\theta_e)(x - \theta_e)^2. \quad (\text{E5})$$

Substituting this bound into the expression for $\mathcal{L}(\beta, \theta_e)$ and then evaluating the expectation yields the upper bound in the lemma. \square

By substituting the upper bound from Lem. E.1 into the expression for $\mathbb{E}_\nu(\Delta)$ in Eq. (E2), we obtain the following upper bound $\bar{\Delta}$ on $\mathbb{E}_\nu(\Delta)$:

$$\bar{\Delta} = n\beta \frac{(1-\omega)}{2\omega} B(\beta\theta_e)(\sigma^2 + (\theta - \theta_e)^2) - \frac{\ln(\epsilon)}{\beta}. \quad (\text{E6})$$

Rather than directly minimizing $\mathbb{E}_\nu(\Delta)$ over β and θ_e , one can instead minimize the upper bound $\bar{\Delta}$ for constructing estimation factors. While this approach may yield suboptimal estimation factors and, consequently, suboptimal confidence bounds S_{lb} , it has the advantage that only the mean and variance, rather than a full characterization, of the target distribution of X are required. The analysis below shows that the expectation of the so obtained S_{lb} with respect to the true distribution ν approaches the best possible as the number of trials n increases.

Anticipating that well-performing confidence bounds require β to be of order $1/\sqrt{n}$, we neglect terms of order β^2 when minimizing $\bar{\Delta}$. Since $B(\beta\theta_e) = 1 + O(\beta)$ for small β , we choose θ_e and β to minimize

$$\bar{\Delta}_1 = n\beta \frac{(1-\omega)}{2\omega} (\sigma^2 + (\theta - \theta_e)^2) - \frac{\ln(\epsilon)}{\beta}. \quad (\text{E7})$$

Regardless of the choice of β , this requires setting $\theta_e = \theta$. To choose β , we use the fact that the minimum over x of $ax + b/x$ for positive a, b, x is achieved at $x = \sqrt{b/a}$. Thus, we set $\beta = \beta_1$, where

$$\beta_1 = \sqrt{\frac{2\omega \ln(1/\epsilon)}{\sigma^2 n(1-\omega)}}. \quad (\text{E8})$$

The choices $\theta_e = \theta$ and $\beta = \beta_1$ are valid as long as $t = e^{\beta\theta_e} \leq 1/(1-\omega)$. This condition is equivalent to requiring that $n \geq n_{\text{th}}$, where $n_{\text{th}} = 2\omega\theta^2 \ln(1/\epsilon)/((1-\omega)\sigma^2 \ln^2(1/(1-\omega)))$. Therefore, for large n , the above choices for θ_e and β yield the bound

$$\mathbb{E}_\nu(\Delta) \leq \sigma \sqrt{\frac{2n(1-\omega) \ln(1/\epsilon)}{\omega}} (1 + O(1/\sqrt{n})). \quad (\text{E9})$$

This bound is proportional to $\sigma \sqrt{n(1-\omega)/\omega}$, whose square is $n(1-\omega)\sigma^2/\omega$. The following discussion suggests that this bound is asymptotically optimal for constructing lower confidence bounds. Let $Q_{n\omega} = \sum_{i=1}^{n\omega} X_i$ and $Q_{n(1-\omega)} = \sum_{i=1}^{n(1-\omega)} X_i$ represent the sums of $n\omega$ and $n(1-\omega)$ i.i.d. samples of X , respectively, where, for simplicity, we assume that $n\omega$ and $n(1-\omega)$ are integers. In this context, $((1-\omega)/\omega)Q_{n\omega}$ serves as an unbiased in-expectation estimate of $Q_{n(1-\omega)}$ based on $n\omega$ i.i.d. samples of X accessible through spot-checking with probability ω . The quantity $n(1-\omega)\sigma^2/\omega$ can be interpreted as the variance of the difference between the sum of interest, $Q_{n(1-\omega)}$, and its unbiased estimate, $((1-\omega)/\omega)Q_{n\omega}$. To explain this interpretation, observe that because the variance of X according to the target distribution is σ^2 , we have that the variance of $Q_{n(1-\omega)}$ is $n(1-\omega)\sigma^2$, while the variance of $((1-\omega)/\omega)Q_{n\omega}$ is $n(1-\omega)^2\sigma^2/\omega$. Therefore the sum of these variances is $n(1-\omega)\sigma^2/\omega$. The factor $\sqrt{\ln(1/\epsilon)}$ in the bound of Eq. (E9) can be interpreted as being related to a Gaussian tail-probability bound. Based on these observations, we do not expect that there exists a statistical protocol for constructing lower confidence bounds that has a significantly smaller expected gap between S_U and S_{lb} than what can be achieved using estimation factors.

Ideally, the reference distribution ν should be chosen such that its mean θ and variance σ^2 closely match or are identical to those of the true distribution governing a trial. However, in practice, the true distribution is often unknown and may even drift over time. To address this challenge, we can estimate the mean θ and variance σ^2 through calibration or theoretical modeling conducted before an experiment. Let the resulting estimates be θ_e for the mean θ and σ_e^2 for the variance σ^2 . In view of the bounds obtained, a strategy is to set $\beta = \beta_e = \sqrt{2\omega \ln(1/\epsilon)/(\sigma_e^2 n(1-\omega))}$ and $t = t_e = e^{\beta_e \theta_e}$ in the expression for the estimation factor T in Eq. (D2). The resulting expression T_e is a valid estimation factor provided that $t_e \leq 1/(1-\omega)$, which holds as long as $n \geq \tilde{n}_{\text{th}}$, where $\tilde{n}_{\text{th}} = 2\omega\theta_e^2 \ln(1/\epsilon)/((1-\omega)\sigma_e^2 \ln^2(1/(1-\omega)))$. We expect this estimation factor to perform well when the estimates θ_e and σ_e^2 are close to θ and σ^2 . Nevertheless, regardless of accuracy, we can still bound its performance according to the following proposition.

Proposition E.2. *Let T_e be the estimation factor expressed in terms of θ_e and σ_e^2 as described in the previous paragraph, where we assume that $n \geq \tilde{n}_{\text{th}}$ to ensure the condition $t_e \leq 1/(1-\omega)$ required by the construction. Then,*

we have the bound

$$\mathbb{E}_\nu(\Delta) \leq \sigma \sqrt{\frac{n(1-\omega) \ln(1/\epsilon)}{2\omega}} \left(B \left(\frac{\theta_e}{\sigma_e} \sqrt{\frac{2\omega \ln(1/\epsilon)}{n(1-\omega)}} \right) \left(\frac{\sigma}{\sigma_e} + \frac{(\theta - \theta_e)^2}{\sigma \sigma_e} \right) + \frac{\sigma_e}{\sigma} \right). \quad (\text{E10})$$

Proof. It suffices to substitute β_e for β in Eq. (E6) and rewrite the expression for the upper bound $\bar{\Delta}$ on $\mathbb{E}_\nu(\Delta)$. \square

In the case of large n , $B(\beta_e \theta_e)$ approaches 1, so that the bound in Prop. E.2 is minimized when $\theta_e = \theta$ and $\sigma_e^2 = \sigma^2$. Moreover, when θ_e deviates from θ or σ_e^2 deviates from σ^2 , the upper bound on the right-hand side of Eq. (E10) exceeds its minimum value only by additive terms that scale quadratically with the relative deviations $|\sigma_e - \sigma|/\sigma$ and $|\theta - \theta_e|/\sigma$. In this sense, the upper bound on $\mathbb{E}_\nu(\Delta)$ given in Eq. (E10) is quite insensitive to discrepancies between the estimated and true values of the mean and variance of X . For good performance, it therefore suffices to determine σ^2 with small relative error and θ with error small compared to σ . A moderate number of i.i.d. calibration samples of X is sufficient to achieve this goal. In the next section, we formalize this claim.

Appendix F: Requirements for estimating reference mean and variance of X from calibration trials

To compute estimation factors by means of the strategy of Sect. E, it is necessary to estimate the mean and variance of the reference distribution ν . This can be done with calibration trials prior to running the spot-checking experiment. The estimated mean and variance are then RVs depending on these calibration trials. When their statistics are taken into account, the expected gap $\mathbb{E}(\Delta)$ with $\Delta = S_U - S_{\text{lb}}$ increases compared to the best possible in Eq. (E10). In this section, we obtain bounds on $\mathbb{E}(\Delta)$ that take into account the statistics of the calibration trials and show that relatively few calibration trials are required for good performance. For this purpose, in addition to having finite mean θ and finite variance σ^2 , we assume that the reference distribution's third and fourth central moments, denoted by m_3 and m_4 , are finite. Note that the analysis below explicitly permits the case $\sigma^2 = 0$.

Our calculations in this section can be used to estimate the number of calibration trials needed to ensure good confidence bounds. Although these calculations are based on using estimates of the mean and variance to optimize estimation factors, we expect that when using direct numerical optimization according to Sect. D, similar numbers of calibration trials are sufficient.

Suppose that θ_e and σ_e^2 are estimates obtained from calibration trials. Then, these quantities are themselves RVs with distributions that depend on both the calibration trials and the method used to obtain the estimates. Our goal is to establish an upper bound on the expectation of the bound in Eq. (E10), where the expectation is taken with respect to the distributions of the random estimates θ_e and σ_e^2 . For this purpose, we assume that the calibration trials consist of i.i.d. samples of X drawn from the reference distribution ν .

To simplify the analysis, we obtain θ_e as the sample mean $\theta_e = \sum_{i=1}^{n_a} X_i / n_a$ of n_a i.i.d. samples of X , and we obtain σ_e^2 from an additional set of $2n_v$ i.i.d. samples of X according to $\sigma_e^2 = \sum_{i=1}^{n_v} (X_{2i} - X_{2i-1})^2 / (2n_v)$. Thus, the total number of calibration trials used is $n_a + 2n_v$. In practice, we would use the usual sample-efficient estimates of the mean and variance from a single set of samples of X . The less efficient method used here ensures independence between the estimates θ_e and σ_e^2 and serves as a proof of principle. The bounds obtained in our analysis are not tight and can readily be improved. We aim to obtain interpretable bounds that can be used in practice to choose the number of calibration trials as well as other parameters used for the spot-checking experiment, such as n and ω .

In view of Eq. (E10), two regularizations are required to ensure that the bound is finite with probability 1. The bound in Eq. (E10) diverges to infinity at $\sigma_e^2 = 0$. The first regularization is required to avoid this divergence. We replace σ_e^2 with $\sigma_{\tilde{e}}^2 = \sigma_e^2 + r_e^2$, where r_e^2 is a constant that is chosen independent of the calibration trials to ensure good performance. Based on the expression for β_e given above Prop. E.2, we correspondingly define $\beta_{\tilde{e}} = \sqrt{2\omega \ln(1/\epsilon) / (\sigma_{\tilde{e}}^2 n(1-\omega))}$. For the remainder of this section, estimation factors and all related parameters are expressed in terms of $\beta_{\tilde{e}}$ rather than β_e .

Let z_∞ be the positive point at which the function $B(z_0)$, as defined in Lem. E.1, diverges to infinity. Accordingly, we have $z_\infty = \ln(1/(1-\omega))$. The second regularization is required to ensure that $B(z_0)$ is bounded from above and not much larger than 1. In view of the monotonicity established below, this requires z_0 to be restricted by an upper bound that is strictly less than z_∞ . This regularization not only avoids divergence but also simplifies bounding the expectation of terms involving $B(z_0)$. Moreover, since $z_0 < z_\infty$ implies $t = e^{z_0} < 1/(1-\omega)$, the positivity of the resulting estimation factors is also ensured. The function $B(z_0)$ is monotonically increasing and convex on $[0, z_\infty)$. To check this monotonicity and convexity, consider the function $f(y) = y/(1-y)^2$. Then $(1-\omega)B(z_0)/\omega^2 = f(y)$ with $y = (1-\omega)e^{z_0}$. We have $f'(y) = (1+y)/(1-y)^3 > 0$ and $f'(y)$ is monotonically increasing on the range $0 \leq y < 1$. We also have that $\frac{d}{dz_0} y$ is positive and monotonically increasing. Thus, $f(y)$ is monotonically increasing and convex,

and in consideration of the chain rule, the same holds for the function $B(z_0)$. It follows that for any $z_u \in [0, z_\infty)$ and $z_0 \in [0, z_u]$,

$$\begin{aligned} B(z_0) &\leq 1 + (B(z_u) - B(0))(z_0 - 0)/(z_u - 0) \\ &= 1 + (B(z_u) - 1)z_0/z_u. \end{aligned} \quad (\text{F1})$$

Based on this bound, we regularize and remove the terms involving $B(z_0)$ by ensuring that $z_0 \leq z_u$, where z_u is chosen to satisfy $B(z_u) \leq 2$. In the relevant expressions, we have $z_0 = \beta_{\bar{e}}\theta_e$, so to ensure $z_0 \leq z_u$, we set $\theta_u = z_u/\beta_{\bar{e}}$ and replace θ_e by $\theta_{\bar{e}} := \min(\theta_u, \theta_e)$. One such choice of z_u and the corresponding θ_u can be obtained as follows: Write $z_u = \ln((1 - v\omega)/(1 - \omega))$, where v is constrained to be in the interval $(0, 1]$ to ensure that $z_u \in [0, z_\infty)$. Then

$$\begin{aligned} B(z_u) &= \frac{\omega^2(1 - v\omega)}{(1 - \omega)v^2\omega^2} \\ &= \frac{1}{v^2} \times \frac{1 - v\omega}{1 - \omega}. \end{aligned} \quad (\text{F2})$$

If we further express v as $v = (1 - \omega)v_0 + \omega$ and constrain v_0 to be in the interval $(0, 1)$, $B(z_u)$ can be bounded as follows:

$$\begin{aligned} B(z_u) &= \frac{1}{((1 - \omega)v_0 + \omega)^2} \times \frac{1 - \omega^2 - (1 - \omega)\omega v_0}{1 - \omega} \\ &= \frac{1 + \omega(1 - v_0)}{(v_0 + \omega(1 - v_0))^2} \\ &= \frac{1}{v_0 + \omega(1 - v_0)} + \frac{1 - v_0}{(v_0 + \omega(1 - v_0))^2} \\ &\leq \frac{1}{v_0} + \frac{1 - v_0}{v_0^2} \\ &= \frac{1}{v_0^2}. \end{aligned} \quad (\text{F3})$$

We can thus set $v_0 = 1/\sqrt{2}$ in the chain of expressions for z_u to ensure that $B(z_u) \leq 2$. In view of the monotonicity of the function $B(z_0)$, it suffices for z_u to satisfy

$$\begin{aligned} z_u &\leq \ln\left((1 - ((1 - \omega)/\sqrt{2} + \omega)\omega)/(1 - \omega)\right) \\ &= \ln\left(1 + (1 - 1/\sqrt{2})\omega\right). \end{aligned} \quad (\text{F4})$$

By the concavity of $\ln(1 + x)$ in x , we have $\ln(1 + ax) \geq x \ln(1 + a)$ for $a \geq 0$ and $0 \leq x \leq 1$. Applying this with $a = (1 - 1/\sqrt{2})$ and $x = \omega$, we obtain the inequality $\ln\left(1 + (1 - 1/\sqrt{2})\omega\right) \geq \omega \ln\left(2 - 1/\sqrt{2}\right) \geq \omega/4$, where we used $\ln\left(2 - 1/\sqrt{2}\right) \approx 0.2569 \geq 1/4$. For simplicity, we therefore use the upper bound $\omega/4$ for z_u . Since $z_u = \beta_{\bar{e}}\theta_u$ and $\beta_{\bar{e}} \leq \beta_r = \sqrt{2\omega \ln(1/\epsilon)/(r_e^2 n(1 - \omega))}$, it suffices to choose

$$\begin{aligned} \theta_u &= \omega/(4\beta_r) \\ &= \frac{1}{4} \sqrt{\frac{r_e^2 n \omega (1 - \omega)}{2 \ln(1/\epsilon)}} \end{aligned} \quad (\text{F5})$$

to guarantee that $B(\beta_{\bar{e}}\theta_u) \leq 2$. The bound θ_u grows with n , so for large enough n , θ_u is unlikely to be exceeded by either θ_e or θ . In the next section, we analyze the situation where the expected number of spot-checked trials $\bar{n}_s = n\omega$ is held constant as n increases. In this case, θ_u is asymptotically proportional to $\sqrt{\bar{n}_s}$ as $n \rightarrow \infty$. For the bounds below, we require $\theta_u \geq \theta$, which is ensured if $n\omega$ is large enough.

To continue, we rewrite and relax the bound in Eq. (E10). Since $\mathbb{E}_\nu(\Delta)$ is proportional to $\sqrt{n/\omega}$ for large n and small ω , we consider the normalized quantity $\tilde{\Delta} = \sqrt{\omega/n} \mathbb{E}_\nu(\Delta)$. With the above regularizations, we replace θ_e with

$\theta_{\bar{e}} = \min(\theta_u, \theta_e)$, $\sigma_{\bar{e}}$ with $\sigma_{\bar{e}}$, and β_e with $\beta_{\bar{e}} = \sqrt{2\omega \ln(1/\epsilon)/(\sigma_{\bar{e}}^2 n(1-\omega))}$. Then, from Eq. (E10) we have

$$\begin{aligned}\tilde{\Delta} &\leq \sqrt{(1-\omega) \ln(1/\epsilon)/2} \left(B(\beta_{\bar{e}} \theta_{\bar{e}}) \left(\frac{\sigma^2}{\sigma_{\bar{e}}} + \frac{(\theta - \theta_{\bar{e}})^2}{\sigma_{\bar{e}}} \right) + \sigma_{\bar{e}} \right) \\ &\leq \sqrt{(1-\omega) \ln(1/\epsilon)/2} \left(\left(1 + \frac{B(\beta_r \theta_u) - 1}{\beta_r \theta_u} \beta_{\bar{e}} \theta_{\bar{e}} \right) \left(\frac{\sigma^2}{\sigma_{\bar{e}}} + \frac{(\theta - \theta_{\bar{e}})^2}{\sigma_{\bar{e}}} \right) + \sigma_{\bar{e}} \right) \\ &\leq \sqrt{(1-\omega) \ln(1/\epsilon)/2} \left(\left(1 + 4\sqrt{\frac{2 \ln(1/\epsilon)}{n\omega(1-\omega)}} \frac{\theta_{\bar{e}}}{\sigma_{\bar{e}}} \right) \left(\frac{\sigma^2}{\sigma_{\bar{e}}} + \frac{(\theta - \theta_{\bar{e}})^2}{\sigma_{\bar{e}}} \right) + \sigma_{\bar{e}} \right).\end{aligned}\quad (\text{F6})$$

To obtain the second line, we applied the inequality in Eq. (F1) with $z_0 = \beta_{\bar{e}} \theta_{\bar{e}}$ and $z_u = \beta_r \theta_u$ and used the constraint $\beta_{\bar{e}} \theta_{\bar{e}} \leq \beta_r \theta_u = \omega/4$, and to obtain the last line, we used $B(\beta_r \theta_u) \leq 2$. Accounting for statistical fluctuations in calibration trials and further manipulating the last line of Eq. (F6), we obtain that the expected gap $\mathbb{E}(\tilde{\Delta})$ is bounded as

$$\mathbb{E}(\tilde{\Delta}) \leq \sqrt{(1-\omega) \ln(1/\epsilon)/2} \left(\mathbb{E} \left(\frac{\sigma^2}{\sigma_{\bar{e}}} + \frac{(\theta - \theta_{\bar{e}})^2}{\sigma_{\bar{e}}} \right) + 4\sqrt{\frac{2 \ln(1/\epsilon)}{n\omega(1-\omega)}} \mathbb{E} \left(\frac{\theta_{\bar{e}} \sigma^2}{\sigma_{\bar{e}}^2} + \frac{\theta_{\bar{e}} (\theta - \theta_{\bar{e}})^2}{\sigma_{\bar{e}}^2} \right) + \mathbb{E}(\sigma_{\bar{e}}) \right). \quad (\text{F7})$$

The random quantities in this expression are $\theta_{\bar{e}}$ and $\sigma_{\bar{e}}$, which are independent. To proceed we need estimates of the following expectations:

$$\mathbb{E}(\theta_{\bar{e}}), \mathbb{E}((\theta - \theta_{\bar{e}})^2), \mathbb{E}(\theta_{\bar{e}}(\theta - \theta_{\bar{e}})^2), \quad (\text{F8})$$

$$\mathbb{E}(\sigma_{\bar{e}}), \mathbb{E}(1/\sigma_{\bar{e}}), \mathbb{E}(1/\sigma_{\bar{e}}^2). \quad (\text{F9})$$

For $\theta_u \geq \theta$, the first three expectations are each bounded from above by the corresponding expectations for θ_e . To see this, consider the function $F(\theta_e) = G(\theta_e) - G(\theta_{\bar{e}})$, where $G(x)$ is chosen as $G(x) = x$, $G(x) = (\theta - x)^2$, or $G(x) = x(\theta - x)^2$. Then, in the case where $\theta_e \leq \theta_u$, $\theta_{\bar{e}} = \theta_e$ and so $F(\theta_e) = 0$. Conversely, if $\theta_e > \theta_u$, then $\theta_{\bar{e}} = \theta_u$ and $F(\theta_e) = G(\theta_e) - G(\theta_u)$. Since $G(x)$ is monotonically increasing for $x \geq \theta$, $F(\theta_e)$ is positive when $\theta_e > \theta_u$ and $\theta_u \geq \theta$.

For the rest of this section, we assume that $\theta_u \geq \theta$. As discussed above, this assumption is satisfied for sufficiently large values of $n\omega$, and can be verified beforehand by means of Eq. (F5) if an upper bound on θ is known. Since the bound on $\mathbb{E}(\tilde{\Delta})$ in Eq. (F7) is monotonically increasing in the expectations involving $\theta_{\bar{e}}$, and these expectations are bounded from above by the corresponding expectations involving θ_e , we replace the former with the latter. These terms, namely $\mathbb{E}(\theta_e)$, $\mathbb{E}((\theta - \theta_e)^2)$, and $\mathbb{E}(\theta_e(\theta - \theta_e)^2)$, can be expressed or bounded as

$$\mathbb{E}(\theta_e) = \theta, \quad (\text{F10})$$

$$\mathbb{E}((\theta - \theta_e)^2) = \sigma^2/n_a, \quad (\text{F11})$$

$$\begin{aligned}\mathbb{E}(\theta_e(\theta - \theta_e)^2) &= \mathbb{E}(\theta(\theta - \theta_e)^2) - \mathbb{E}((\theta - \theta_e)^3) \\ &= \theta\sigma^2/n_a - m_3/n_a^2 \leq \theta\sigma^2/n_a + |m_3|/n_a^2.\end{aligned}\quad (\text{F12})$$

These identities are obtained by expanding $\theta - \theta_e = \frac{1}{n_a} \sum_{i=1}^{n_a} (\theta - X_i)$ and applying the assumption of i.i.d. calibration trials. In more detail, we have

$$\begin{aligned}\mathbb{E}((\theta - \theta_e)^2) &= \mathbb{E} \left(\left(\frac{1}{n_a} \sum_{i=1}^{n_a} (\theta - X_i) \right)^2 \right) \\ &= \mathbb{E} \left(\frac{1}{n_a^2} \sum_{i=1}^{n_a} (\theta - X_i)^2 \right) \\ &= \sigma^2/n_a,\end{aligned}\quad (\text{F13})$$

and for the third identity

$$\begin{aligned}
\mathbb{E}((\theta - \theta_e)^3) &= \mathbb{E}\left(\left(\frac{1}{n_a} \sum_{i=1}^{n_a} (\theta - X_i)\right)^3\right) \\
&= \mathbb{E}\left(\frac{1}{n_a^3} \sum_{i=1}^{n_a} (\theta - X_i)^3\right) \\
&= m_3/n_a^2.
\end{aligned} \tag{F14}$$

For the expectations involving $\sigma_{\bar{e}}$, we use the bound $\sigma_{\bar{e}}^2 \geq r_e^2$. To handle reciprocal powers of $\sigma_{\bar{e}}$, we upper-bound $1/(1+\delta)$ for $\delta \geq l-1$, where $l \in (0, 1)$. We claim that

$$1/(1+\delta) \leq f(\delta) := 1 - \delta + \delta^2/l. \tag{F15}$$

To verify this inequality, observe that $f(\delta) - 1/(1+\delta) = -\delta^2/(1+\delta) + \delta^2/l$, which is non-negative whenever $l \leq (1+\delta)$, that is, for the values of δ being considered. We also need the variance of the estimate σ_e^2 . For two i.i.d. instances X_1 and X_2 of X , we have

$$\begin{aligned}
\mathbb{E}((X_1 - X_2)^2) &= \mathbb{E}(((X_1 - \theta) - (X_2 - \theta))^2) \\
&= 2\sigma^2,
\end{aligned} \tag{F16}$$

$$\begin{aligned}
\mathbb{E}((X_1 - X_2)^4) &= \mathbb{E}(((X_1 - \theta) - (X_2 - \theta))^4) \\
&= 2m_4 + 6\sigma^4.
\end{aligned} \tag{F17}$$

The variance of σ_e^2 is given by

$$\begin{aligned}
\text{Var}(\sigma_e^2) &= \mathbb{E}(\sigma_e^4) - (\mathbb{E}(\sigma_e^2))^2 \\
&= \mathbb{E}\left(\left(\sum_{i=1}^{n_v} \frac{(X_{2i} - X_{2i-1})^2}{2n_v}\right)^2\right) - \left(\mathbb{E}\left(\sum_{i=1}^{n_v} \frac{(X_{2i} - X_{2i-1})^2}{2n_v}\right)\right)^2
\end{aligned} \tag{F18}$$

Under the assumption of i.i.d. calibration trials and using Eqs. (F16) and (F17), the first term $\mathbb{E}(\sigma_e^4)$ is evaluated to be $(2m_4 + 6\sigma^4 + 4(n_v - 1)\sigma^4)/(4n_v)$, while the second term is $(\mathbb{E}(\sigma_e^2))^2 = \sigma^4$. Therefore, the variance of σ_e^2 is $(m_4 + \sigma^4)/(2n_v)$.

We can now estimate the expectations involving $\sigma_{\bar{e}}$. Since the square-root function $f(x) = \sqrt{x}$ is concave, Jensen's inequality gives $\mathbb{E}(\sqrt{\sigma_e^2 + r_e^2}) \leq \sqrt{\mathbb{E}(\sigma_e^2) + r_e^2} = \sqrt{\sigma^2 + r_e^2}$ and $\mathbb{E}\left(\frac{1}{\sqrt{\sigma_e^2 + r_e^2}}\right) \leq \frac{1}{\sqrt{\mathbb{E}(\sigma_e^2 + r_e^2)}}$. As $(\sigma_e^2 - \sigma^2)/(\sigma^2 + r_e^2) \geq r_e^2/(\sigma^2 + r_e^2) - 1$, we can apply Eq. (F15) with $\delta = (\sigma_e^2 - \sigma^2)/(\sigma^2 + r_e^2)$ and $l = r_e^2/(\sigma^2 + r_e^2)$ to obtain the bound

$$\frac{1}{1 + (\sigma_e^2 - \sigma^2)/(\sigma^2 + r_e^2)} \leq 1 - \frac{\sigma_e^2 - \sigma^2}{\sigma^2 + r_e^2} + \frac{(\sigma_e^2 - \sigma^2)^2/(\sigma^2 + r_e^2)^2}{r_e^2/(\sigma^2 + r_e^2)}. \tag{F19}$$

By combining the above inequalities we obtain

$$\begin{aligned}
\mathbb{E}(\sigma_{\bar{e}}) &= \mathbb{E}(\sqrt{\sigma_e^2 + r_e^2}) \\
&\leq \sqrt{\sigma^2 + r_e^2}, \\
\mathbb{E}\left(\frac{1}{\sigma_{\bar{e}}^2}\right) &= \mathbb{E}\left(\frac{1}{\sigma_e^2 + r_e^2}\right) \\
&= \frac{1}{\sigma^2 + r_e^2} \mathbb{E}\left(\frac{1}{1 + (\sigma_e^2 - \sigma^2)/(\sigma^2 + r_e^2)}\right)
\end{aligned} \tag{F20}$$

$$\begin{aligned}
&\leq \frac{1}{\sigma^2 + r_e^2} \mathbb{E} \left(1 - \frac{\sigma_e^2 - \sigma^2}{\sigma^2 + r_e^2} + \frac{(\sigma_e^2 - \sigma^2)^2 / (\sigma^2 + r_e^2)^2}{r_e^2 / (\sigma^2 + r_e^2)} \right) \\
&= \frac{1}{\sigma^2 + r_e^2} \left(1 + \frac{m_4 + \sigma^4}{2n_v r_e^2 (\sigma^2 + r_e^2)} \right), \\
\mathbb{E} \left(\frac{1}{\sigma_e} \right) &= \mathbb{E} \left(\sqrt{\frac{1}{\sigma_e^2 + r_e^2}} \right) \\
&\leq \sqrt{\mathbb{E} \left(\frac{1}{\sigma_e^2 + r_e^2} \right)} \\
&\leq \frac{1}{\sqrt{\sigma^2 + r_e^2}} \sqrt{1 + \frac{m_4 + \sigma^4}{2n_v r_e^2 (\sigma^2 + r_e^2)}} \\
&\leq \frac{1}{\sqrt{\sigma^2 + r_e^2}} \left(1 + \frac{m_4 + \sigma^4}{4n_v r_e^2 (\sigma^2 + r_e^2)} \right). \tag{F21}
\end{aligned}$$

Note that the inequality in the last line follows from the fact that $\sqrt{1+x} \leq 1+x/2$ for all $x \geq -1$. To simplify expressions, we write

$$c(n_v) = \frac{m_4 + \sigma^4}{2n_v r_e^2 (\sigma^2 + r_e^2)}, \tag{F22}$$

which is of order $1/n_v$.

We can now bound each term involving an expectation in the upper bound on $\mathbb{E}(\tilde{\Delta})$ of Eq. (F7) as follows:

$$\begin{aligned}
\mathbb{E}(\sigma_e) &\leq \sqrt{\sigma^2 + r_e^2}, \tag{F23} \\
\mathbb{E} \left(\frac{1}{\sigma_e} (\sigma^2 + (\theta - \theta_e)^2) \right) &= \mathbb{E}(\sigma^2 + (\theta - \theta_e)^2) \mathbb{E} \left(\frac{1}{\sigma_e} \right) \\
&\leq \frac{\sigma^2}{\sqrt{\sigma^2 + r_e^2}} \left(1 + \frac{1}{n_a} \right) (1 + c(n_v)/2) \\
&= \sqrt{\sigma^2 + r_e^2} \left(1 - \frac{r_e^2}{\sigma^2 + r_e^2} \right) \left(1 + \frac{1}{n_a} \right) (1 + c(n_v)/2), \tag{F24} \\
\mathbb{E} \left(\frac{1}{\sigma_e^2} (\theta_e \sigma^2 + \theta_e (\theta - \theta_e)^2) \right) &= \mathbb{E}(\theta_e \sigma^2 + \theta_e (\theta - \theta_e)^2) \mathbb{E} \left(\frac{1}{\sigma_e^2} \right) \\
&= (\mathbb{E}(\theta_e \sigma^2) + \mathbb{E}(\theta_e (\theta - \theta_e)^2)) \mathbb{E} \left(\frac{1}{\sigma_e^2} \right) \\
&\leq \frac{1}{\sigma^2 + r_e^2} \left(\theta \sigma^2 + \frac{1}{n_a} \left(\theta \sigma^2 + \frac{|m_3|}{n_a} \right) \right) (1 + c(n_v)). \tag{F25}
\end{aligned}$$

Putting everything together, we find that the leading-order term L_0 in the upper bound on $\mathbb{E}(\tilde{\Delta})$ in Eq. (F7), with respect to powers of $1/n_a$, $c(n_v)$ and $1/\sqrt{n}$, is

$$L_0 = \sqrt{2(1-\omega) \ln(1/\epsilon)} \sqrt{\sigma^2 + r_e^2} \left(1 - \frac{r_e^2}{2(\sigma^2 + r_e^2)} \right). \tag{F26}$$

This leading-order term is minimized when $r_e = 0$. However, the contributions to the upper bound from degree one or higher terms in $1/n_a$, $c(n_v)$ and $1/\sqrt{n}$ may diverge as r_e goes to zero; see the next paragraph for the explicit expressions for these terms. This issue can be mitigated by wisely choosing r_e to limit relative increase in the leading-order term L_0 for the anticipated variances. Usually, it is sufficient to limit the relative increase to a moderately small value such as $1/64$. To achieve this, it suffices to set r_e^2 to around $1/4$ of a lower bound on the variance, as shown by the following rewriting of the expression for L_0 :

$$L_0 = \sqrt{2(1-\omega) \ln(1/\epsilon)} \sigma \sqrt{1 + r_e^2/\sigma^2} \left(1 - \frac{r_e^2}{2(\sigma^2 + r_e^2)} \right)$$

$$\begin{aligned}
&\leq \sqrt{2(1-\omega)\ln(1/\epsilon)}\sigma\left(1+\frac{r_e^2}{2\sigma^2}\right)\left(1-\frac{r_e^2}{2(\sigma^2+r_e^2)}\right) \\
&= \sqrt{2(1-\omega)\ln(1/\epsilon)}\sigma\left(1+\frac{r_e^4}{4\sigma^2(\sigma^2+r_e^2)}\right) \\
&= \sqrt{2(1-\omega)\ln(1/\epsilon)}\sigma\left(1+\frac{r_e^4}{4\sigma^4(1+r_e^2/\sigma^2)}\right), \tag{F27}
\end{aligned}$$

where the inequality in the second line uses $\sqrt{1+x} \leq 1+x/2$ for all $x \geq -1$. The relative increase compared to $r_e = 0$ is bounded by $r_e^4/4\sigma^4(1+r_e^2/\sigma^2)$, which is less than $1/64$ for $r_e^2 \leq \sigma^2/4$.

In one expression and including the terms involving powers of $1/n_a$, $c(n_v)$ and $1/\sqrt{n}$, the upper bound on $\mathbb{E}(\tilde{\Delta})$ that has been obtained is

$$\begin{aligned}
\mathbb{E}(\tilde{\Delta}) &\leq \sqrt{2(1-\omega)\ln(1/\epsilon)}\sqrt{\sigma^2+r_e^2} \\
&\quad \times \left(\left(1-\frac{r_e^2}{2(\sigma^2+r_e^2)}\right) + \frac{1}{2}\left(1-\frac{r_e^2}{\sigma^2+r_e^2}\right)\left(\frac{1}{n_a} + \frac{c(n_v)}{2n_a} + \frac{c(n_v)}{2}\right) \right. \\
&\quad \left. + 2\sqrt{\frac{1}{\omega n}}\sqrt{\frac{2\ln(1/\epsilon)}{(1-\omega)}}\frac{1}{(\sigma^2+r_e^2)^{3/2}}\left(\theta\sigma^2 + \frac{\theta\sigma^2}{n_a} + \frac{|m_3|}{n_a^2}\right)(1+c(n_v)) \right). \tag{F28}
\end{aligned}$$

For spot-checking, a relevant limit is $n \rightarrow \infty$ while keeping $n\omega = \bar{n}_s$ constant. In this limit, $(1-\omega)$ approaches 1, and the bound becomes

$$\begin{aligned}
\lim_{n \rightarrow \infty, n\omega = \bar{n}_s} \mathbb{E}(\tilde{\Delta}) &\leq \sqrt{2\ln(1/\epsilon)}\sqrt{\sigma^2+r_e^2}\left(\left(1-\frac{r_e^2}{2(\sigma^2+r_e^2)}\right) + \frac{1}{2}\left(1-\frac{r_e^2}{\sigma^2+r_e^2}\right)\left(\frac{1}{n_a} + \frac{c(n_v)}{2n_a} + \frac{c(n_v)}{2}\right) \right. \\
&\quad \left. + 2\sqrt{\frac{2\ln(1/\epsilon)}{\bar{n}_s}}\frac{1}{(\sigma^2+r_e^2)^{3/2}}\left(\theta\sigma^2 + \frac{\theta\sigma^2}{n_a} + \frac{|m_3|}{n_a^2}\right)(1+c(n_v)) \right). \tag{F29}
\end{aligned}$$

Moderately small values of n_a and n_v are sufficient to ensure that the relative increase in the upper bound due to statistical fluctuations in calibration is small.

Appendix G: Constant expected number of spot-checked trials

At the end of the previous section, we obtained a bound on the asymptotic expected gap between S_U and S_{lb} in the limit where $n \rightarrow \infty$ while the expected number of spot-checked trials, given by $\bar{n}_s = n\omega$, remains constant. For this, we took into consideration the statistics of the mean and variance estimates from calibration. In the first part of this section, we evaluate the asymptotic behavior in the same limit, but for the case where the mean and variance are known without requiring either calibration or regularization. As before, we consider an anticipated distribution ν governing each i.i.d. spot-checking trial, under which the variable X in each trial has a finite mean θ and finite variance σ^2 . For the analysis below, we assume both θ and σ^2 are known, and we exclude the trivial case $\sigma^2 = 0$, which induces singular behavior in the absence of regularization. Consistent with the results of the previous section, we find that $\mathbb{E}_\nu(\Delta)/n$ is of order $1/\sqrt{\bar{n}_s}$, proportional to the standard deviation for the estimate of the mean from \bar{n}_s spot-checked samples. So far we have considered only the expected gap between S_U and S_{lb} . Therefore, in the second part of this section, we address the question of whether the actual confidence bound obtained has high probability of being near the expected one $\mathbb{E}_\nu(S_{lb})$ by estimating the variance of the gap between S_U and S_{lb} . We find that this variance is asymptotically smaller than the square of the expected gap by a factor of $2\ln(1/\epsilon)$.

From Prop. E.2 and by substituting \bar{n}_s/n for ω , we obtain the following bound under the anticipated distribution ν :

$$\frac{1}{n}\mathbb{E}_\nu(\Delta) \leq \sigma\sqrt{\frac{(1-\bar{n}_s/n)\ln(1/\epsilon)}{2\bar{n}_s}}(B(\beta\theta) + 1), \tag{G1}$$

where $\beta = \frac{1}{n\sigma}\sqrt{\frac{2\bar{n}_s\ln(1/\epsilon)}{(1-\bar{n}_s/n)}}$. This bound is obtained using the estimation factor T_e defined prior to Prop. E.2, together with the estimates $\theta_e = \theta$ and $\sigma_e = \sigma$. To ensure the positivity of T_e , we require that both n and \bar{n}_s are large enough.

In particular, following the arguments around Eq. (F1) of the previous section, it suffices to ensure that $B(\beta\theta) \leq 2$. From those arguments, this is satisfied if $\beta\theta \leq \bar{n}_s/(4n)$. We can rewrite this inequality to obtain the condition

$$\bar{n}_s \geq 32 \left(\frac{\theta}{\sigma} \right)^2 \ln(1/\epsilon) \frac{1}{1 - \bar{n}_s/n}. \quad (\text{G2})$$

Define $\bar{n}_{s,\text{lb}} = 32(\theta/\sigma)^2 \ln(1/\epsilon)$. Then the condition is satisfied if $\bar{n}_s > \bar{n}_{s,\text{lb}}$ and $n \geq \bar{n}_s^2/(\bar{n}_s - \bar{n}_{s,\text{lb}}) = \bar{n}_s/(1 - \bar{n}_{s,\text{lb}}/\bar{n}_s)$. For the remainder of this section, we assume that these two inequalities are satisfied.

We consider quantities to lowest order in $1/n$ and estimate to lowest order in $1/n$. Let $c = (\theta/\sigma)\sqrt{2\ln(1/\epsilon)}$. Then, the term $B(\beta\theta)$ in the bound of Eq. (G1) is $B(c\sqrt{\bar{n}_s}/n + O(1/n^2))$. Using the definition of the function $B(z_0)$ in Lem. E.1 with $z_0 = c\sqrt{\bar{n}_s}/n + O(1/n^2)$, we have

$$\begin{aligned} B(c\sqrt{\bar{n}_s}/n + O(1/n^2)) &= (\bar{n}_s^2/n^2)(1 + O(1/n))(1 - (1 - \bar{n}_s/n)(1 + c\sqrt{\bar{n}_s}/n + O(1/n^2)))^{-2} \\ &= (\bar{n}_s^2/n^2)(1 + O(1/n))(\bar{n}_s/n - c\sqrt{\bar{n}_s}/n + O(1/n^2))^{-2} \\ &= (\bar{n}_s^2/n^2)(1 + O(1/n))((\bar{n}_s/n)(1 - c/\sqrt{\bar{n}_s})(1 + O(1/n)))^{-2} \\ &= (1 + c/(\sqrt{\bar{n}_s} - c))^2(1 + O(1/n)). \end{aligned} \quad (\text{G3})$$

In view of this and applying $\sqrt{1 - \bar{n}_s/n} = 1 + O(1/n)$, the bound on the expected gap in Eq. (G1) can therefore be written as

$$\begin{aligned} \frac{1}{n} \mathbb{E}_\nu(\Delta) &\leq \sigma \sqrt{\frac{\ln(1/\epsilon)}{2\bar{n}_s}} (1 + O(1/n)) (1 + (1 + c/(\sqrt{\bar{n}_s} - c))^2(1 + O(1/n))) \\ &= \sigma \sqrt{\frac{\ln(1/\epsilon)}{2\bar{n}_s}} (2 + 2(c/(\sqrt{\bar{n}_s} - c))(1 + c/(2(\sqrt{\bar{n}_s} - c))))(1 + O(1/n)) \\ &= \sigma \sqrt{\frac{2\ln(1/\epsilon)}{\bar{n}_s}} (1 + (c/(\sqrt{\bar{n}_s} - c))(1 + c/(2(\sqrt{\bar{n}_s} - c))))(1 + O(1/n)) \\ &= \sigma \sqrt{\frac{2\ln(1/\epsilon)}{\bar{n}_s}} \left(1 + \frac{\theta}{\sigma(\sqrt{\bar{n}_s} - c)} \sqrt{2\ln(1/\epsilon)} \left(1 + \frac{\theta}{\sigma(\sqrt{\bar{n}_s} - c)} \sqrt{\frac{\ln(1/\epsilon)}{2}} \right) \right) (1 + O(1/n)). \end{aligned} \quad (\text{G4})$$

This indicates that the leading order of $\mathbb{E}_\nu(\Delta)/n$ scales as $1/\sqrt{\bar{n}_s}$, which is proportional to the standard deviation of the sample mean estimated from \bar{n}_s spot-checked trials. We note that the leading order is the same as that obtained from Eq. (F29) when neither regularization nor calibration is used.

It is necessary to check that the actual gap has an acceptably narrow distribution around the expected gap. For this we need finite bounds on $m_{3,\text{abs}}$ and m_4 , the third absolute and the fourth central moments of X with respect to ν . The third absolute central moment $m_{3,\text{abs}}$ is finite if the fourth central moments m_4 and the variance σ^2 are finite. It can be bounded by the Cauchy-Schwartz inequality as follows:

$$\begin{aligned} m_{3,\text{abs}} &= \mathbb{E}_\nu(|X - \theta|^2 |X - \theta|) \\ &\leq (\mathbb{E}_\nu |X - \theta|^4)^{1/2} (\mathbb{E}_\nu |X - \theta|^2)^{1/2} \\ &= m_4^{1/2} \sigma. \end{aligned} \quad (\text{G5})$$

Here we consider only the case $U = \mathbb{E}(X|Past) = \theta$. The statistics of the gap are then completely determined by the statistics of the logarithm of the estimation factor $T_e(X, Y)$ used. The contribution of the estimation factor to Δ/n is the sum of n i.i.d samples of $-\ln(T_e(X, Y))/(\beta n)$. The variance of Δ/n is thus given by

$$\begin{aligned} \text{Var}(\Delta/n) &= n \text{Var}(\mathbb{I}[Y = 1] \theta/n - \ln(T_e(X, Y))/(\beta n)) \\ &= \frac{1}{\beta^2 n} \text{Var}(\mathbb{I}[Y = 1] \beta\theta - \ln(T_e(X, Y))) \\ &= \frac{\sigma^2 n}{2\bar{n}_s \ln(1/\epsilon)} \text{Var}(\mathbb{I}[Y = 1] \beta\theta - \ln(T_e(X, Y)))(1 - \bar{n}_s/n) \end{aligned} \quad (\text{G6})$$

after substituting the expression for β noted above. Below we show that the variance $\text{Var}(\Delta/n)$ is close to σ^2/\bar{n}_s , which is the variance of the average of \bar{n}_s i.i.d. spot-checked samples of X , as one might expect. Comparing the square root of this variance to the expected gap in Eq. (G4), we find that the former is smaller by a factor of $\sqrt{2\ln(1/\epsilon)}$, suggesting that the actual gap is typically not much larger or smaller than the expected gap.

For the calculation of the variance $\text{Var}(\llbracket Y = 1 \rrbracket \beta\theta - \ln(T_e(X, Y)))$, we compute only the leading-order term in $1/n$, and within that, the leading-order term in $1/\bar{n}_s$. Terms of higher order in $1/n$ or of the same order in $1/n$ but higher order in $1/\bar{n}_s$ are neglected. For simplicity, we use the notation “ $+O(\text{smaller})$ ” to indicate the suppression of such higher-order terms without specifying them explicitly. The degree of the explicitly stated term determines the meaning of “ $+O(\text{smaller})$ ”.

According to the law of total variance,

$$\begin{aligned} \text{Var}(\llbracket Y = 1 \rrbracket \beta\theta - \ln(T_e(X, Y))) &= (\bar{n}_s/n) \text{Var}(\ln(T_e(X, 0))|Y = 0) + (1 - \bar{n}_s/n) \text{Var}(\ln(T_e(X, 1))|Y = 1) \\ &\quad + \text{Var}(\mathbb{E}_\nu(\llbracket Y = 1 \rrbracket \beta\theta - \ln(T_e(X, Y))|Y)) \\ &= (\bar{n}_s/n) \text{Var}(\ln(T_e(X, 0))|Y = 0) + \text{Var}(\mathbb{E}_\nu(\llbracket Y = 1 \rrbracket \beta\theta - \ln(T_e(X, Y))|Y)). \end{aligned} \quad (\text{G7})$$

For the second line, we applied the identity $\text{Var}(\ln(T_e(X, 1))|Y = 1) = 0$, which holds because $T_e(X, 1)$ does not depend on X . $\mathbb{E}_\nu(\llbracket Y = 1 \rrbracket \beta\theta - \ln(T_e(X, Y))|Y)$ is a binary RV that takes the value $\mathbb{E}_\nu(-\ln(T_e(X, 0)))$ with probability \bar{n}_s/n and the value $\mathbb{E}_\nu(\beta\theta - \ln(T_e(X, 1))) = 0$ with probability $(1 - \bar{n}_s/n)$, where the latter equality follows from $T_e(X, 1) = t_e = e^{\beta\theta}$. We have

$$\ln(T_e(X, 0)) = \ln\left(\frac{n}{\bar{n}_s}\right) + \ln\left(1 - (1 - \bar{n}_s/n)e^{-\beta(X-\theta)}\right). \quad (\text{G8})$$

We effectively already estimated $-\mathbb{E}_\nu(\ln(T_e(X, 0)))$ in Eq. (G4). For the chosen parameters and from Eqs. (E1) and (E2), we have

$$\begin{aligned} \mathbb{E}_\nu(\ln(T_e(X, 0))) &= -(\beta\mathbb{E}_\nu(\Delta) + \ln(\epsilon))/(n\omega) \\ &= -\sqrt{\frac{2\ln(1/\epsilon)}{\sigma^2\bar{n}_s}} \frac{\mathbb{E}_\nu(\Delta)}{n} + \frac{\ln(1/\epsilon)}{\bar{n}_s} + O(\text{smaller}). \end{aligned} \quad (\text{G9})$$

Because $0 \leq \mathbb{E}_\nu(\Delta)/n \leq \sigma\sqrt{2\ln(1/\epsilon)/\bar{n}_s} + O(\text{smaller})$,

$$|\mathbb{E}_\nu(\ln(T_e(X, 0)))| \leq \frac{\ln(1/\epsilon)}{\bar{n}_s} + O(\text{smaller}). \quad (\text{G10})$$

The variance of a binary RV, with probability ω of taking the lower value and a difference d between the two values, is given by $\omega(1-\omega)d^2$. From the above calculations, for the binary RV $\mathbb{E}_\nu(\llbracket Y = 1 \rrbracket \beta\theta - \ln(T_e(X, Y))|Y)$, we have $d \leq \ln(1/\epsilon)/\bar{n}_s + O(\text{smaller})$. Therefore, we obtain

$$\text{Var}(\mathbb{E}_\nu(\llbracket Y = 1 \rrbracket \beta\theta - \ln(T_e(X, Y))|Y)) \leq \frac{\ln^2(1/\epsilon)}{\bar{n}_s n} + O(\text{smaller}). \quad (\text{G11})$$

It remains to bound

$$\begin{aligned} \text{Var}(\ln(T_e(X, 0))|Y = 0) &= \text{Var}\left(\ln\left(1 - (1 - \bar{n}_s/n)e^{-\beta(X-\theta)}\right)\right) \\ &= \text{Var}(f(\beta X)), \end{aligned} \quad (\text{G12})$$

where the function $f(z)$ is defined in the proof of Lem. E.1, with parameters $a = (1 - \bar{n}_s/n)$ and $z_0 = \beta\theta$ in the definition there. In that proof, we showed that the function $f(z)$ is convex and that its positive second derivative is maximized at $z = 0$. For any RV Z and constant z_0 , we have $\mathbb{E}((Z - z_0)^2) = \text{Var}(Z) + (\mathbb{E}(Z) - z_0)^2$. Therefore, we can upper-bound the variance $\text{Var}(f(\beta X))$ by $\mathbb{E}_\nu((f(\beta X) - f(\beta\theta))^2)$. By the properties of $f(z)$ and in view of Eq. (E4),

$$\begin{aligned} f(\beta X) - f(\beta\theta) &\geq f'(\beta\theta)(\beta X - \beta\theta) \\ f(\beta X) - f(\beta\theta) &\leq f'(\beta\theta)(\beta X - \beta\theta) + (f''(0)/2)(\beta X - \beta\theta)^2. \end{aligned} \quad (\text{G13})$$

Hence,

$$\begin{aligned} |f(\beta X) - f(\beta\theta)| &\leq \max(|f'(\beta\theta)(\beta X - \beta\theta)|, |f'(\beta\theta)(\beta X - \beta\theta) + (f''(0)/2)(\beta X - \beta\theta)^2|) \\ &\leq \beta|f'(\beta\theta)(X - \theta)| + \beta^2(f''(0)/2)(X - \theta)^2. \end{aligned} \quad (\text{G14})$$

We square and take expectations to get

$$\begin{aligned} \mathbb{E}_\nu((f(\beta X) - f(\beta\theta))^2) &\leq \mathbb{E}_\nu\left((\beta|f'(\beta\theta)(X - \theta)| + \beta^2(f''(0)/2)(X - \theta)^2)^2\right) \\ &\leq \beta^2(f'(\beta\theta))^2 \mathbb{E}_\nu((X - \theta)^2) + \beta^3|f'(\beta\theta)|f''(0)\mathbb{E}_\nu(|X - \theta|^3) + \beta^4(f''(0))^2 \mathbb{E}_\nu((X - \theta)^4)/4 \\ &= \beta^2(f'(\beta\theta))^2 \sigma^2 + \beta^3|f'(\beta\theta)|f''(0)m_{3,\text{abs}} + \beta^4(f''(0))^2 m_4/4. \end{aligned} \quad (\text{G15})$$

Therefore, we have

$$\text{Var}(\ln(T_e(X, 0))|Y = 0) \leq \beta^2\left((f'(\beta\theta))^2 \sigma^2 + \beta|f'(\beta\theta)|f''(0)m_{3,\text{abs}} + \beta^2(f''(0))^2 m_4/4\right). \quad (\text{G16})$$

For the contributions from the derivatives of f , a direct calculation based on the expressions for $f'(z)$ and $f''(z)$ in the proof of Lem. E.1 shows that $|f'(\beta\theta)| = a/(1-a) = n/\bar{n}_s - 1 = n/\bar{n}_s + O(\text{smaller})$ and $f''(0) = aB(\beta\theta)/(1-a)^2 = n^2/\bar{n}_s^2 + O(\text{smaller})$. Furthermore, since $\beta = \sqrt{2\bar{n}_s \ln(1/\epsilon)/(n^2 \sigma^2 (1 - \bar{n}_s/n))}$, the first term in the right-hand side of Eq. (G16) dominates, and the terms involving $m_{3,\text{abs}}$ and m_4 can be neglected under the assumption that $m_{3,\text{abs}}$ and m_4 are finite. We now have

$$\begin{aligned} \text{Var}(\ln(T_e(X, 0))|Y = 0) &\leq \beta^2(f'(\beta\theta))^2 \sigma^2 + O(\text{smaller}) \\ &= \frac{2 \ln(1/\epsilon)}{\bar{n}_s} + O(\text{smaller}). \end{aligned} \quad (\text{G17})$$

In view of Eqs. (G7), (G11), and (G17),

$$\begin{aligned} \text{Var}(\llbracket Y = 1 \rrbracket \beta\theta - \ln(T_e(X, Y))) &\leq \frac{\bar{n}_s}{n} \left(\frac{2 \ln(1/\epsilon)}{\bar{n}_s} + O(\text{smaller}) \right) + \left(\frac{\ln^2(1/\epsilon)}{\bar{n}_s n} + O(\text{smaller}) \right) \\ &= \frac{2 \ln(1/\epsilon)}{n} + O(\text{smaller}). \end{aligned} \quad (\text{G18})$$

Substituting this expression in Eq. (G6) gives

$$\text{Var}(\Delta/n) \leq \frac{\sigma^2}{\bar{n}_s} + O(\text{smaller}). \quad (\text{G19})$$

Up to the neglected terms, this confirms that $\text{Var}(\Delta/n)$ is the same as the variance of the average of \bar{n}_s i.i.d. spot-checked samples of X .

Appendix H: Asymptotic tightness of estimation-factor-based confidence bounds

We say that a confidence bound is asymptotically tight if the expected gap between the bound and the estimated quantity is of the same order as the standard deviation of the distribution of the quantity. Sect. E establishes the asymptotic tightness of estimation-factor-based confidence bounds in the setting where the trials are i.i.d. In this section, we extend the result to the setting where, in each trial i , the RV X_i is non-negative with constant past-conditional mean and a variance that is upper-bounded conditional on the past. In this setting, the trials are not necessarily i.i.d.

A desirable property of lower confidence bounds is that their expectations are bounded from above by the expectation of the estimated quantity. We previously noted that this holds for estimation-factor-based lower confidence bounds as a consequence of Eq. (D12). We begin by formalizing this observation.

Proposition H.1. *Consider a sequence of n trials that are not necessarily i.i.d., where at the i 'th trial, the spot-checking probability conditional on the past, $\mathbb{P}(Y_i = 0|\text{past}_i)$, is known and denoted by ω_i . The confidence bound S_{lb} provided by an arbitrary sequence of estimation factors designed at the i 'th trial for ω_i satisfies $\mathbb{E}(S_{\text{lb}}) \leq \mathbb{E}(S_U)$.*

Proof. Since the confidence bound and the estimated quantity are both additive over trials, it suffices to consider the contributions for each trial separately. We have

$$\begin{aligned}
\mathbb{E}(S_U) &= \sum_{i=1}^n \mathbb{E}(Y_i X_i) \\
&= \sum_{i=1}^n \mathbb{E}(\mathbb{E}(Y_i X_i | \text{Past}_i)) \\
&= \sum_{i=1}^n \mathbb{E}((1 - \omega_i) \mathbb{E}(X_i | \text{Past}_i)) \\
&= \mathbb{E} \left(\sum_{i=1}^n (1 - \omega_i) \mathbb{E}(X_i | \text{Past}_i) \right), \tag{H1}
\end{aligned}$$

where the outer expectation averages over the values of Past_i . The contribution of trial i to the estimated quantity, conditional on a value past_i of Past_i is $(1 - \omega_i) \mathbb{E}(X_i | \text{past}_i)$. As shown in the main text, the confidence bounds are optimized for estimation factors of the form in Eq. (D2), with X , Y , and t replaced by the trial-wise variables X_i , Y_i , and t_i . Then, the confidence bound S_{lb} in Eq. (C2) has expectation value

$$\mathbb{E}(S_{\text{lb}}) = \mathbb{E} \left(\sum_{i=1}^n (\omega_i \mathbb{E}(\ln(F'_{\beta, t_i}(X_i)) | \text{Past}_i) + (1 - \omega_i) \ln(t_i)) / \beta + \ln(\epsilon) / \beta \right), \tag{H2}$$

where $F'_{\beta, t_i}(X_i) = (1 - (1 - \omega_i)t_i e^{-\beta X_i}) / \omega_i$. Thus, it suffices to show that the following inequality holds for the contribution to $\mathbb{E}(S_{\text{lb}})$ from trial i , conditional on past_i :

$$(\omega_i \mathbb{E}(\ln(F'_{\beta, t_i}(X_i)) | \text{past}_i) + (1 - \omega_i) \ln(t_i) + \ln(\epsilon)/n) / \beta \leq (1 - \omega_i) \mathbb{E}(X_i | \text{past}_i). \tag{H3}$$

This inequality is established for a generic trial by Eq. (D12). \square

For asymptotic tightness, the main result is given by the next theorem.

Theorem H.2. *Let $\theta \geq 0$ and $\sigma^2 > 0$ be finite. Consider a sequence of n trials, where in each trial i , the RV $X_i \geq 0$ follows a distribution with unknown but constant past-conditional mean $\mathbb{E}(X_i | \text{Past}_i) = \theta$ and unknown past-conditional variance satisfying $\text{Var}(X_i | \text{Past}_i) \leq \sigma^2$. Let the spot-checking RV Y_i be independent of the past with constant $\mathbb{P}(Y_i = 0) = \omega \in (0, 1)$. Suppose that an estimate $\theta_e \geq 0$ of the unknown mean θ is given before observing the sequence of trials. Then there exists a sequence of identical estimation factors that yields a confidence bound S_{lb} satisfying $\mathbb{E}(S_{\text{lb}}) \geq \mathbb{E}(S_U) - \sqrt{n(1 - \omega) \ln(1/\epsilon) / (2\omega)} ((\theta - \theta_e)^2 / \sigma + 2\sigma) - O(1)$ for sufficiently large n .*

Three remarks are in order. First, the estimate θ_e may be chosen in an arbitrary way and need not be accurate. Second, if $\theta_e = \theta$, the theorem implies that the gap between $\mathbb{E}(S_U)$ and $\mathbb{E}(S_{\text{lb}})$ is $\sigma \sqrt{2n(1 - \omega) \ln(1/\epsilon) / \omega} + O(1)$. This gap is essentially optimal, as it cannot be significantly reduced further in view of the observations following Eq. (E9). Third, if the weak law of large numbers were applicable, based on this theorem we expect that the confidence bound S_{lb} exceeds $\mathbb{E}(S_U) - O(\sqrt{n})$ with high probability for large n . Since the estimation factors depend on n , the weak law of large numbers is not immediately applicable, even for i.i.d. trials. However, the variance calculation for the gap between S_U and S_{lb} given a constant expected number of spot-checked trials in the second part of Sect. G suggests that our expectation is justified.

Proof. The proof follows the same structure as the derivation of the upper bound obtained in Eq. (E9), except that here we consider non-i.i.d. trials. We first note that $\mathbb{E}(S_U) = n(1 - \omega)\theta$, regardless of whether $U = \mathbb{E}(X | \text{Past})$ or $U = X$ for a generic trial.

Consider estimation factors of the form given in Eq. (D2) for a generic trial, which are parameterized by $\beta > 0$ and $t \in [0, 1/(1 - \omega)]$. Using a sequence of such identical estimation factors, the expectation of the confidence bound S_{lb} is given in Eq. (H2), replacing ω_i and t_i there with ω and t here. As in Sect. E, we set $t = e^{\beta \theta_e}$, where the estimate $\theta_e \geq 0$ is obtained before the trials and satisfies the constraint $e^{\beta \theta_e} \leq 1/(1 - \omega)$. Equivalently, we have $\beta \in (0, \beta_{\text{ub}}]$, where

$$\beta_{\text{ub}} = \ln(1/(1 - \omega)) / \theta_e. \tag{H4}$$

The gap between $\mathbb{E}(S_U)$ and $\mathbb{E}(S_{\text{lb}})$ can then be written as

$$\begin{aligned}\mathbb{E}(S_U) - \mathbb{E}(S_{\text{lb}}) &= \sum_{i=1}^n \left(\omega \ln(\omega) - \omega \mathbb{E} \left(\ln \left(1 - (1 - \omega) e^{-\beta(X_i - \theta_e)} \right) \right) + \beta(1 - \omega)(\theta - \theta_e) \right) / \beta + \ln(1/\epsilon) / \beta \\ &= \sum_{i=1}^n \mathbb{E} \left(\mathbb{E} \left(\omega \ln(\omega) - \omega \ln \left(1 - (1 - \omega) e^{-\beta(X_i - \theta_e)} \right) + \beta(1 - \omega)(\theta - \theta_e) \mid \text{Past}_i \right) \right) / \beta + \ln(1/\epsilon) / \beta \\ &= \sum_{i=1}^n \mathbb{E}(\mathbb{E}(\mathcal{L}_i(\beta, \theta_e) \mid \text{Past}_i)) / \beta + \ln(1/\epsilon) / \beta,\end{aligned}\tag{H5}$$

where the function $\mathcal{L}(\beta, \theta_e)$ is defined for a generic trial in Eq. (E1), and $\mathcal{L}_i(\beta, \theta_e)$ denotes its instantiation for trial i . Since the conditional distributions for trial i given values past_i of the past that occur with non-zero probability are in the model \mathcal{F} of the generic trial as defined in Sect. C and, by assumption, have mean θ and variance $\sigma_{i|\text{past}_i}^2 = \text{Var}(X_i | \text{past}_i)$, the bound of Lem. E.1 applies conditional on the past with the given mean and variance. We therefore obtain for each trial i and past value past_i ,

$$\begin{aligned}\mathbb{E}(\mathcal{L}_i(\beta, \theta_e) \mid \text{past}_i) &\leq \beta^2 \left(\sigma_{i|\text{past}_i}^2 + (\theta - \theta_e)^2 \right) B(\beta\theta_e)(1 - \omega) / (2\omega) \\ &\leq \beta^2 (\sigma^2 + (\theta - \theta_e)^2) B(\beta\theta_e)(1 - \omega) / (2\omega),\end{aligned}\tag{H6}$$

where the second line is a consequence of the constraint that $\sigma_{i|\text{past}_i}^2 \leq \sigma^2$ for all i and past_i . Taking the expectation over Past_i and summing over i yields

$$\begin{aligned}\mathbb{E}(S_U) - \mathbb{E}(S_{\text{lb}}) &\leq \sum_{i=1}^n \beta (\sigma^2 + (\theta - \theta_e)^2) B(\beta\theta_e)(1 - \omega) / (2\omega) + \ln(1/\epsilon) / \beta \\ &= n\beta (\sigma^2 + (\theta - \theta_e)^2) B(\beta\theta_e)(1 - \omega) / (2\omega) + \ln(1/\epsilon) / \beta.\end{aligned}\tag{H7}$$

Next, we determine a sufficiently good choice for β . For this, we set $\beta = \beta_1$, where β_1 is given in Eq. (E8). To be a feasible choice, β_1 must not exceed β_{ub} introduced above. Equivalently, we must have that $n \geq n_{\text{th}}$, where $n_{\text{th}} = 2\omega\theta_e^2 \ln(1/\epsilon) / ((1 - \omega)\sigma^2 \ln^2(1/(1 - \omega)))$. Therefore, when n is sufficiently large, we can set $\beta = \beta_1$ and then $B(\beta\theta_e) = 1 + O(1/\sqrt{n})$. Accordingly, the upper bound in Eq. (H7) becomes

$$\begin{aligned}\mathbb{E}(S_n) - \mathbb{E}(S_{\text{lb}}) &\leq \sqrt{n(1 - \omega) \ln(1/\epsilon) / (2\omega\sigma^2)} (\sigma^2 + (\theta - \theta_e)^2) (1 + O(1/\sqrt{n})) + \sqrt{n(1 - \omega) \ln(1/\epsilon) / (2\omega)} \sigma \\ &= \sqrt{n(1 - \omega) \ln(1/\epsilon) / (2\omega)} ((\theta - \theta_e)^2 / \sigma + 2\sigma) + O(1),\end{aligned}\tag{H8}$$

which proves the theorem. Note that unlike the upper bound obtained in Eq. (E9), we do not set $\theta_e = \theta$ in this proof, as θ is treated as an unknown parameter; furthermore, σ here is an upper bound on the past-conditional variance in each trial i . \square

The results above, together with those in Sect. E, suggest a simple and practical construction of estimation factors aimed at maximizing the expected lower confidence bound with finite data. Specifically, to construct a valid estimation factor according to Eq. (D2), we can set $\beta = \min(\beta_1, \beta_{\text{ub}})$ and $t = e^{\beta\theta_e}$, where θ_e is an estimate of the mean before observing the sequence of spot-checking trials, and β_1 and β_{ub} are given in Eqs. (E8) and (H4). The determination of β_1 in this construction also requires a bound σ^2 on the variance, which need not be strict and may be derived from an estimate of the variance before the trials. This technique can work well even when the assumptions on the means and variances in Thm. H.2 are not strictly satisfied. More generally, good results can be obtained for a broad range of choices for θ_e and σ^2 . For example, if in each trial the RV X_i is bounded as $0 \leq X_i \leq u$, we can set $\theta_e = u/2$. In this case, since X_i is bounded, its variance σ_i^2 satisfies $\sigma_i^2 \leq \sigma^2 = u^2/4$. Consequently, when $0 \leq X_i \leq u$ for each trial i , we can set

$$\beta = \min(\beta_1, \beta_{\text{ub}}) = \min \left(\sqrt{\frac{8\omega \ln(1/\epsilon)}{n(1 - \omega)u^2}}, \frac{2 \ln(1/(1 - \omega))}{u} \right) \text{ and } t = e^{\beta u/2}\tag{H9}$$

to construct a valid estimation factor that can be used to analyze a general sequence of non-i.i.d. trials. Our numerical study indicates that these estimation factors perform well, if not asymptotically optimally, with finite data; see Fig. 1 in the main text and Figs. 3 and 5 in Sect. L3 for illustrations. Importantly, this construction requires no experimental

calibration or simulation.

Appendix I: Finite-data efficiency of estimation factors

In Sect. D2, we determined the minimum value of n that ensures the expected gap per unchecked trial does not exceed a given threshold δ_{th} , under the assumption that the reference distribution is representative of the true distribution. This minimum corresponds to the smallest n that satisfies the inequality constraint in Eq. (D13). Here, we simplify this inequality constraint and analyze the asymptotic behavior of the minimum value as $\delta_{\text{th}} \rightarrow 0$.

As in Sect. D, we consider the case of i.i.d. trials, and let ν denote the joint reference distribution of Y and X in a generic trial, where Y and X are independent, $\mathbb{P}(Y = 0) = \omega$, and X is bounded from below by 0. Suppose $\mathbb{E}_\nu(X) = \theta$. Then, we have $\mathbb{E}(S_U) = n(1 - \omega)\theta$, regardless of whether $U = \mathbb{E}(X|Past)$ or $U = X$. In addition, $\mathbb{E}(\sum_{i=1}^n Y_i) = n(1 - \omega)$. With the estimation factors used in the proof of Thm. H2, the expectation $\mathbb{E}(S_{\text{lb}})$ can be written as in Eq. (H2), replacing ω_i and t_i with ω and t . Because the reference distribution of X is known, its mean θ is also known. Thus, we can set $t = e^{\beta\theta_e}$ with $\theta_e = \theta - \delta_{\text{th}}$ in the expression for $\mathbb{E}(S_{\text{lb}})$. Moreover, since the trials are i.i.d., we obtain the following simplified expression for $\mathbb{E}(S_{\text{lb}})$:

$$\mathbb{E}(S_{\text{lb}}) = n\omega\mathbb{E}_\nu(\ln(F'_{\beta,t}(X)))/\beta + n(1 - \omega)(\theta - \delta_{\text{th}}) + \ln(\epsilon)/\beta, \quad (\text{I1})$$

where $F'_{\beta,t}(X) = (1 - (1 - \omega)e^{-\beta(X - \theta + \delta_{\text{th}})})/\omega$. The inequality constraint in Eq. (D13) becomes

$$n\omega\mathbb{E}_\nu(\ln(F'_{\beta,t}(X)))/\beta + \ln(\epsilon)/\beta \geq 0. \quad (\text{I2})$$

To ensure that $t = e^{\beta\theta_e}$ is a valid choice, β must not exceed β_{ub} given in Eq. (H4). After optimizing the estimation factor over β , the corresponding minimum value for n is given by

$$n_{\text{lb,min}} = \inf_{0 < \beta \leq \beta_{\text{ub}}} \ln(1/\epsilon) \left(\omega \mathbb{E}_\nu \left(\ln(F'_{\beta,t}(X)) \right) \right)^{-1} = \ln(1/\epsilon) \left(\omega \sup_{0 < \beta \leq \beta_{\text{ub}}} \mathbb{E}_\nu \left(\ln(F'_{\beta,t}(X)) \right) \right)^{-1}, \quad (\text{I3})$$

where in computing the infimum, we exclude cases where the argument is negative. For each value x of the RV X , $F'_{\beta,t}(x)$ is a concave function of β . Because $\ln(z)$ is concave and monotonically increasing in z , $\ln(F'_{\beta,t}(x))$ is also concave in β . Moreover, in view of the fact that a convex combination of concave functions is itself concave, the expectation $\mathbb{E}_\nu(\ln(F'_{\beta,t}(X)))$ is a concave function of β . In addition, the feasible region $0 < \beta \leq \beta_{\text{ub}}$ is convex. Thus we can find the minimum value $n_{\text{lb,min}}$ by convex programming. Numerical evidence indicates that the above optimization problem yields results indistinguishable from those obtained with the minimization problem formulated in Sect. D2 for the parameters we considered. The results shown in Fig. 2 of the main text and in Fig. 4 of Sect. L3 were obtained by solving the optimization problem in Eq. (I3).

We now analyze the asymptotic behavior of $n_{\text{lb,min}}$ as $\delta_{\text{th}} \rightarrow 0$, assuming that the variance $\mathbb{E}_\nu(X - \theta)^2$ is upper-bounded by σ^2 . In view of the inequality established in Eq. (E5) and $F'_{\beta,t}(x) = (1 - (1 - \omega)e^{-\beta(x - \theta + \delta_{\text{th}})})/\omega$, we have that for all $x \geq 0$,

$$\ln(F'_{\beta,t}(x)) \geq \beta(x - \theta + \delta_{\text{th}})(1 - \omega)/\omega - \beta^2(x - \theta + \delta_{\text{th}})^2 B(\beta(\theta - \delta_{\text{th}}))(1 - \omega)/(2\omega^2), \quad (\text{I4})$$

where the non-negative function $B(z)$, defined in Lem. E.1, satisfies $B(z) = 1 + O(z)$ as $z \rightarrow 0$. Therefore,

$$\begin{aligned} \mathbb{E}_\nu(\ln(F'_{\beta,t}(X))) &\geq \beta(\mathbb{E}_\nu(X) - \theta + \delta_{\text{th}})(1 - \omega)/\omega - \beta^2\mathbb{E}_\nu(X - \theta + \delta_{\text{th}})^2 B(\beta(\theta - \delta_{\text{th}}))(1 - \omega)/(2\omega^2) \\ &\geq \beta(\theta - \theta + \delta_{\text{th}})(1 - \omega)/\omega - \beta^2(\mathbb{E}_\nu(X - \theta)^2 + \delta_{\text{th}}^2) B(\beta(\theta - \delta_{\text{th}}))(1 - \omega)/(2\omega^2) \\ &\geq \beta\delta_{\text{th}}(1 - \omega)/\omega - \beta^2(\sigma^2 + \delta_{\text{th}}^2) B(\beta(\theta - \delta_{\text{th}}))(1 - \omega)/(2\omega^2). \end{aligned} \quad (\text{I5})$$

Here, the second line follows from the facts that $\mathbb{E}_\nu(X) = \theta$ and $\mathbb{E}_\nu(X - \theta + \delta_{\text{th}})^2 = \mathbb{E}_\nu(X - \theta)^2 + \delta_{\text{th}}^2$, and the last line is a consequence of the assumption that $\mathbb{E}_\nu(X - \theta)^2 \leq \sigma^2$. Next, we need to determine a sufficiently good choice for β . For this, we observe that when β is small enough, the lower bound in Eq. (I5) is well approximated by $\beta\delta_{\text{th}}(1 - \omega)/\omega - \beta^2(\sigma^2 + \delta_{\text{th}}^2)(1 - \omega)/(2\omega^2)$. This approximate lower bound is maximized at $\beta = \beta_2$, where $\beta_2 = \omega\delta_{\text{th}}/(\sigma^2 + \delta_{\text{th}}^2)$. To be a feasible choice, β_2 must not exceed β_{ub} given in Eq. (H4) with $\theta_e = \theta - \delta_{\text{th}}$. This is

satisfied as long as $\delta_{\text{th}} \leq \sigma^2 \ln(1/(1-\omega))/(\omega\theta)$. Therefore, when δ_{th} is small enough, the following inequality holds:

$$\begin{aligned} \sup_{0 < \beta \leq \beta_{\text{ub}}} \mathbb{E}_\nu(\ln(F'_{\beta,t}(X))) &\geq \beta_2 \delta_{\text{th}} (1-\omega)/\omega - \beta_2^2 (\sigma^2 + \delta_{\text{th}}^2) (1 + O(\beta_2)) (1-\omega)/(2\omega^2) \\ &= (1-\omega) \delta_{\text{th}}^2 / (\sigma^2 + \delta_{\text{th}}^2) - (1-\omega) \delta_{\text{th}}^2 (1 + O(\delta_{\text{th}})) / (2(\sigma^2 + \delta_{\text{th}}^2)) \\ &= (1-\omega) \delta_{\text{th}}^2 (1 - O(\delta_{\text{th}})) / (2(\sigma^2 + \delta_{\text{th}}^2)). \end{aligned} \quad (16)$$

In view of Eq. (I3), we then have

$$n_{\text{lb},\min} \leq 2 \ln(1/\epsilon) (\sigma^2 + \delta_{\text{th}}^2) (1 + O(\delta_{\text{th}})) / (\omega(1-\omega) \delta_{\text{th}}^2). \quad (17)$$

Consequently, as $\delta_{\text{th}} \rightarrow 0$, $n_{\text{lb},\min} = O(1/\delta_{\text{th}}^2)$, consistent with the standard $1/\sqrt{n}$ scaling of measurement precision for n i.i.d. samples. It is in this sense that the estimation-factor method is efficient with finite data.

We remark that the upper bound in Eq. (I7) remains valid under the relaxed assumptions in Thm. H.2, as can be seen by incorporating the bound from Eq. (H7) into the above derivation of the upper bound on $n_{\text{lb},\min}$. Moreover, the above choices $\beta = \beta_2$ and $t = e^{\beta_2 \theta_e}$ provide a simple and practical way to construct estimation factors aimed at minimizing the number of trials required to satisfy the prescribed gap δ_{th} . This construction may be compared to the one described in the last paragraph of Sect. H.

Appendix J: Protocols

A basic spot-checking protocol consists of four phases: a preparation phase, which may include calibration; a setup phase, where the estimation-factor power β and an initial estimation factor are determined; an experiment phase that consists of a sequence of spot-checking trials, during which estimation factors may optionally be updated based on earlier data; and an analysis phase, which produces lower confidence bounds at specified error bounds from the values of the estimation factors evaluated for each trial. The preparation and setup phases may use a series of calibration trials that are acquired before the spot-checking trials. When updates are performed, they involve the same kind of optimization of estimation factors as is performed during the setup phase, except that the power β is fixed. Although updates can be applied on a trial-by-trial basis, it is usually more effective to perform them at less frequent intervals. For simplicity, here we describe the protocols where the same spot-checking probability and estimation factor are used for each spot-checking trial.

A variety of protocols can be derived from the general structure outlined in the previous paragraph. We view each variant as a combination of two subprotocols, where the first, Protocol A (Estimation-Factor Construction), covers the preparation and setup phases, and the second, Protocol B (Spot-Checking Experiment and Analysis), covers the experiment and analysis phases. The first subprotocol has multiple options for constructing estimation factors, depending on whether the goal is to optimize the confidence bound given a fixed number of trials, or to minimize the number of trials given a target gap per unchecked trial for the confidence bound. The construction further depends on whether calibration data is used and, if so, which properties of the estimated reference distribution are leveraged.

Protocol A. Estimation-Factor Construction

1. Input:

- Lower bound $b \in (-\infty, +\infty)$ and upper bound $u \in (b, \infty]$ on the values of X (without loss of generality, $b = 0$);
- Spot-checking probability $\omega \in (0, 1)$;
- Error bound ϵ ;
- Number of spot-checking trials n . *Note: This may be ignored depending on the choices below.*
- (Optional) number of calibration trials n_c with $n_c \geq 2$. *Note: Sect. F provides a conservative guideline for choosing n_c to meet protocol goals.*

2. Preparation (optional calibration):

- 2.1. Acquire n_c instances $\mathbf{x} = (x_i)_{i=1}^{n_c}$ of X .
- 2.2. Compute the sample mean $\theta_e = \sum_{i=1}^{n_c} x_i / n_c$ and unbiased sample variance $\sigma_e^2 = \sum_{i=1}^{n_c} (x_i - \theta_e)^2 / (n_c - 1)$.
- 2.3. Estimate a reference distribution ν_e of X . The distribution can be estimated with the empirical frequencies of the calibration trials, or by fitting a model.
- 2.4. Return $\mathbf{x}, \theta_e, \sigma_e^2, \nu_e$. If no calibration is used, proceed without these estimates.

3. Setup (choose *one* option depending on the goal):

- 3.1. **Maximizing the expected lower confidence bound.** Given n , choose power β and estimation factor T by one of the following three methods:
 - 3.1.1. Optimize numerically using ν_e (Sect. D 1);
 - 3.1.2. Construct analytically using θ_e and σ_e^2 (Sect. E; see also Sect. F);
 - 3.1.3. If $u < \infty$, compute β and t via Eq. (H9), and then determine T according to Eq. (D2). *Note: This option does not require calibration data.*
- 3.2. **Minimizing the number of trials.** Given a gap threshold δ_{th} and the reference distribution ν_e , determine the minimum number of trials n required and the corresponding β and T (Sect. D 2). Alternatively, given $\delta_{\text{th}}, \theta_e$, and σ_e^2 , where $\delta_{\text{th}} \leq \sigma_e^2 \ln(1/(1-\omega))/(\omega\theta_e)$, compute β and t according to the last paragraph of Sect. I, and then construct the corresponding T via Eq. (D2). In this case, the minimum n required can be estimated according to the bound in Eq. (I7) with the replacement of σ^2 there by σ_e^2 here. *Note: If no calibration data are available and $u < \infty$, the estimates θ_e and σ_e^2 may be taken as $\theta_e = u/2$ and $\sigma_e^2 = u^2/4$.*

4. Output: Estimation factor T , power β , and, if the number of trials was minimized, the required minimum number of trials n .

Protocol B. Spot-Checking Experiment and Analysis

1. Input:

- Spot-checking probability $\omega \in (0, 1)$;
- Error bound ϵ ;
- Number of spot-checking trials n (from Protocol A);
- Estimation factor T (from Protocol A);
- Power β (from Protocol A).

2. Experiment: Perform n spot-checking trials. For each trial i , record the spot-checking outcome y_i and the observed value $(1 - y_i)x_i$. Collect $\mathbf{y} = (y_i)_{i=1}^n$ and $\mathbf{x}_{\text{obs}} = ((1 - y_i)x_i)_{i=1}^n$.

3. Analysis: Compute the confidence bound S_{lb} according to Eq. (C2).

4. Output: Confidence bound S_{lb} at confidence level $(1 - \epsilon)$.

Appendix K: Other spot-checking scenarios

The spot-checking protocols developed above can be readily generalized to other scenarios. In this section, we consider three such scenarios. First, we consider the scenario where the spot-checking probability in each trial can vary adversarially within specified bounds. Second, we consider the scenario where the spot-checking RV Y takes more than two values. Third, we discuss early stopping used to ensure, with high probability, that the number of unchecked trials equals a predetermined value.

1. Spot-checking with varying probabilities

We consider the case where the spot-checking probability may vary from trial to trial. We assume that the true probability $\tilde{\omega}$ for a given trial is unknown but constrained to the interval $[\omega', \omega]$, where $0 < \omega' \leq \omega < 1$. We define the trial bias as $\delta = \omega - \tilde{\omega}$, which implies $\delta \leq \delta_{\max} := \omega - \omega'$. Note that δ is a trial-dependent RV that may be chosen adversarially and depend on past events; for the present purposes, we deviate from our notational convention by denoting this random variable with a lower-case letter. This situation corresponds to the model $\mathcal{M}_{\mathcal{F}}$ of allowed distributions for a sequence of trials, where the trial model \mathcal{F} consists of all discrete distributions of Y and X for which Y and X are independent, the probability that $Y = 0$ is in the interval $[\omega', \omega]$, and X is lower-bounded by b . As usual, we set $b = 0$ without loss of generality. For the definitions of the models \mathcal{F} and $\mathcal{M}_{\mathcal{F}}$, see the paragraphs preceding Lem. C.2. Since Lem. C.3 is applicable to these models, the same estimation factor can be used whether we estimate YX or $Y\mathbb{E}(X|Past)$.

The goal is to construct estimation factors for the model $\mathcal{M}_{\mathcal{F}}$. According to Lem. C.2, it suffices to consider a generic trial with distribution ν of X and Y constrained in the trial model \mathcal{F} and to construct the corresponding estimation factors. We can generalize the construction in the main text. As a function of X and Y , we can write the estimation factor in the form $T = (1 - Y)T'(X) + Yt$. By considering distributions in \mathcal{F} where X is deterministic, the estimation-factor inequality in Eq. (C6) implies that for all $x \geq 0$

$$\begin{aligned} 1 &\geq \max_{\tilde{\omega} \in [\omega', \omega]} (1 - \tilde{\omega})te^{-\beta x} + \tilde{\omega}T'(x) \\ &= \max((1 - \omega')te^{-\beta x} + \omega'T'(x), (1 - \omega)te^{-\beta x} + \omega T'(x)). \end{aligned} \quad (\text{K1})$$

This inequality requires that

$$T'(x) \leq \min((1 - (1 - \omega')te^{-\beta x})/\omega', (1 - (1 - \omega)te^{-\beta x})/\omega). \quad (\text{K2})$$

Furthermore, the non-negativity of estimation factors imposes the condition $0 \leq t \leq \min(1/(1 - \omega), 1/(1 - \omega')) = 1/(1 - \omega')$. As a consequence, we can generalize the definition of $F'_{\beta,t}(x)$ in the main text by setting

$$F'_{\beta,t}(x) = \min((1 - (1 - \omega')te^{-\beta x})/\omega', (1 - (1 - \omega)te^{-\beta x})/\omega). \quad (\text{K3})$$

This is the minimum of two concave functions and therefore concave. As in the main text, in view of the concavity of $F'_{\beta,t}(x)$, we conclude that the non-negative function $T = (1 - Y)F'_{\beta,t}(X) + Yt$ is an extremal estimation factor for estimating YU with $U = X$ or $U = \mathbb{E}(X|Past)$. This reduces the task of optimizing estimation factors in the presence of trial bias to a two-parameter optimization problem.

Instead of direct optimization over extremal estimation factors, one can modify an estimation factor T_0 optimized for $\tilde{\omega} = \omega$, that is, for the trial model \mathcal{F}_{ω} . To obtain an estimation factor for \mathcal{F} from T_0 , it suffices to let $T = T_0/f_{\max}$, where f_{\max} is an upper bound on the maximum expectation of T_0 for distributions in \mathcal{F} . The estimation factor T_0 is of the form

$$T_0 = (1 - Y)(1 - (1 - \omega)te^{-\beta X})/\omega + Yt. \quad (\text{K4})$$

To determine a suitable value for f_{\max} , consider a distribution ν' in \mathcal{F} with $\mathbb{P}_{\nu'}(Y = 0) = \omega - \delta$ and bound the corresponding expectation of T_0 . Let ν be the distribution in \mathcal{F}_{ω} with the same marginal on X . Then, $\mathbb{E}_{\nu}(T_0) \leq 1$ and

$$\begin{aligned} \mathbb{E}_{\nu'}(T_0) &= (\omega - \delta)(1 - (1 - \omega)t\mathbb{E}_{\nu'}(e^{-\beta X}))/\omega + (1 - \omega + \delta)t \\ &= (\omega - \delta)(1 - (1 - \omega)t\mathbb{E}_{\nu}(e^{-\beta X}))/\omega + (1 - \omega + \delta)t \\ &= \mathbb{E}_{\nu}(T_0) - \delta(1 - (1 - \omega)t\mathbb{E}_{\nu}(e^{-\beta X}))/\omega + \delta t \\ &\leq 1 - \delta(1 - (1 - \omega)t\mathbb{E}_{\nu}(e^{-\beta b}))/\omega + \delta t \\ &= 1 + \delta(t - (1 - (1 - \omega)t)/\omega) \\ &= 1 + \delta(t - 1)/\omega. \end{aligned} \quad (\text{K5})$$

Since $\delta \in [0, \delta_{\max}]$, we can set $f_{\max} = \max(1 + \delta_{\max}(t - 1)/\omega, 1)$ and $T = T_0/f_{\max}$ to obtain an estimation factor for \mathcal{F} . We expect this estimation factor to perform well for small bias δ_{\max} .

2. Spot-checking with more than two choices

In the entanglement-based BB84 quantum key distribution (QKD) protocol [46], during each trial (or round), Alice and Bob independently and randomly measure their own particles along either the key-generation \mathbf{X} -basis or the complementary \mathbf{Z} -basis. If both parties choose the \mathbf{X} -basis, the trial is a key-generation trial, and a raw key is shared between Alice and Bob. If both use the \mathbf{Z} -basis, the trial becomes a parameter-estimation trial, assisting Alice and Bob in estimating the amount of private information in their key-generation trials. In the case that the basis choices of Alice and Bob do not match in a trial, the standard QKD implementation and security analysis discard the corresponding trial, constituting the sifting step in a QKD protocol. For more details, see Box 1 in Ref. [33]. This can be interpreted as a spot-checking protocol in which the spot-checking RV Y has three possible values. Specifically, in the QKD protocol, $Y = 0$ and the trial is spot-checked if both parties measure in the \mathbf{Z} basis, $Y = 1$ and the trial is used for key generation if both parties measure in the \mathbf{X} basis, and $Y = 2$ and the trial is useless otherwise.

For constructing estimation factors, we examine a generic trial with RVs $X \geq b = 0$ and $Y \in \{0, 1, 2\}$. Since we can observe the RV X only when $Y = 0$, the estimation factor $T(X, Y)$ must take the following form

$$T(X, Y) = \begin{cases} T'(X), & \text{if } Y = 0, \\ t_1, & \text{if } Y = 1, \\ t_2, & \text{if } Y = 2, \end{cases} \quad (\text{K6})$$

where the function $T'(X)$, along with the parameters t_1 and t_2 , is required to be non-negative. Suppose that Y takes values 0, 1, and 2 with probabilities ω_0 , ω_1 , and ω_2 , respectively, where $\omega_0 > 0$, $\omega_1 > 0$, and $\omega_0 + \omega_1 + \omega_2 = 1$. We assume that ω_0 , ω_1 , and ω_2 are fixed. If they vary within given bounds, the techniques of Sect. K1 can be applied to construct estimation factors. Under the free-choice assumption, the estimation-factor inequality in Eq. (C6) for allowed distributions ν of X and Y simplifies to

$$\omega_1 t_1 \mathbb{E}_\nu(e^{-\beta U}) + \omega_2 t_2 + \omega_0 \mathbb{E}_\nu(T'(X)) \leq 1. \quad (\text{K7})$$

Here, U can be either X or $\mathbb{E}(X|Past)$. The observations presented in the main text still apply, and the extremal estimation factors must be of the form

$$T(X, Y) = \begin{cases} (1 - \omega_1 t_1 e^{-\beta X} - \omega_2 t_2)/\omega_0, & \text{if } Y = 0, \\ t_1, & \text{if } Y = 1, \\ t_2, & \text{if } Y = 2. \end{cases} \quad (\text{K8})$$

To ensure that the estimation factor is non-negative, the parameters t_1 and t_2 are constrained such that $t_1, t_2 \geq 0$ and $1 - \omega_1 t_1 - \omega_2 t_2 \geq 0$. When $Y = 2$, the RV X is not observed nor is the associated U relevant. This motivates the specific choice $t_2 = 1$. With this choice, the estimation factors in Eq. (K8) are characterized by two parameters $\beta > 0$ and $t_1 \in [0, (1 - \omega_2)/\omega_1] = [0, 1 + \omega_0/\omega_1]$. We can rewrite the upper bound on t_1 as $1 + \omega_0/\omega_1 = 1/(1 - \omega_0/(\omega_0 + \omega_1))$. If we define $\omega = \omega_0/(\omega_0 + \omega_1)$ and $t = t_1$, then $T(X, Y)$ restricted to the cases where $Y = 0$ or 1 has the same form as the extremal estimation factors in Eq. (D2). Since the case $Y = 2$ contributes $\ln(t_2) = 0$ to the confidence bound, these estimation factors can be constructed using the techniques presented in Sects. D and E.

3. Spot-checking with early stopping

In the main text, we showed that it is possible to stop the experiment early once a desired number m of unchecked trials has been obtained. Formally, this is achieved by setting the spot-checking probabilities and estimation factors for all future trials to 1, and choosing the maximum number of trials n to be performed to be sufficiently large. For this purpose, it is in principle possible to choose $n = \infty$, in which case the experiment stops with exactly m unchecked trials with probability 1. In practice, however, there is always an effective upper limit on the maximum number of trials n that can be executed. In other words, at some point the experimenter gives up and stops the experiment, declaring failure if fewer than m unchecked trials have been observed. When the spot-checking probability in each executed trial is ω , the probability of failure can be made arbitrarily small by choosing n sufficiently large compared to $m/(1 - \omega)$. For example, to ensure that the probability of failure is at most $e^{-\gamma}$ for some large γ , we can use the Hoeffding inequality [5] to show that it suffices to choose n large enough such that $e^{-\gamma} \geq \exp(-2(n - n\omega - m)^2/n)$.

Solving for n , for spot-checking with early stopping, we set

$$n \geq \frac{m}{(1-\omega)} \times \left(1 + \frac{\gamma + \sqrt{\gamma^2 + 8m(1-\omega)\gamma}}{4m(1-\omega)} \right). \quad (\text{K9})$$

In the presence of possible failures, the coverage property of confidence bounds S_{lb} , as described in Sect. C, needs to be modified. Let $C_n = \sum_{i=1}^n Y_i$ be the number of unchecked trials after executing n trials. Then the early stopping protocol as implemented above succeeds if $C_n \geq m$. By Thm. C.1 and the fact that $\mathbb{P}(C_n \geq m, S_U < S_{\text{lb}}) \leq \mathbb{P}(S_U < S_{\text{lb}})$, we have that the probability of succeeding but not covering satisfies $\mathbb{P}(C_n \geq m, S_U < S_{\text{lb}}) \leq \epsilon$. In general, this does not directly imply the coverage property conditional on success. This is because even moderate probabilities of succeeding can often be adversarially exploited to force worse conditional coverage. However, for spot-checking with early stopping, the coverage probability conditional on success satisfies

$$\begin{aligned} \mathbb{P}(S_U \geq S_{\text{lb}} | C_n \geq m) &= 1 - \mathbb{P}(S_U < S_{\text{lb}} | C_n \geq m) \\ &= 1 - \mathbb{P}(S_U < S_{\text{lb}}, C_n \geq m) / \mathbb{P}(C_n \geq m) \\ &\geq 1 - \mathbb{P}(S_U < S_{\text{lb}}, C_n \geq m) / (1 - e^{-\gamma}) \\ &\geq 1 - \mathbb{P}(S_U < S_{\text{lb}}) / (1 - e^{-\gamma}) \\ &\geq 1 - \epsilon / (1 - e^{-\gamma}). \end{aligned} \quad (\text{K10})$$

Spot-checking with early stopping therefore retains good coverage probability conditional on success for moderately large γ , with little overhead in the required number of trials n .

Appendix L: Comparison to other protocols

In this section, we review two existing approaches to spot-checking and compare them with the estimation-factor method. First, in Sect. L1, we describe and clarify the spot-checking approach introduced in Ref. [24]. Next, in Sect. L2, we discuss an alternative approach based on the Serfling inequality. Finally, in Sect. L3, we provide the details of the comparison among these methods, as summarized in the two figures presented in the main text. Additional comparison results are given in Sect. L3.

1. Spot-checking according to Ref. [24]

In the scenario investigated in Ref. [24], each trial i involves a binary 0/1-valued RV X_i and a spot-checking RV Y_i as considered here, satisfying the free-choice assumption. Below we slightly generalize the scenario by allowing X_i to take values in an arbitrary two-element set $\{x_{\text{lb}}, x_{\text{ub}}\} \subset \mathbb{R}$ with $x_{\text{lb}} < x_{\text{ub}}$. The results of Ref. [24] assume that the trials are independent and that the spot-checking probability is fixed to be ω for each trial. Moreover, in each trial i , the mean of X_i is assumed to be a fixed but unknown parameter θ_i . Slightly more generally, the θ_i can be random but must satisfy that they are determined by $Past_1$, the past of the entire experiment. We remark that Ref. [24] claims more generality, but the independence requirement in the paragraph containing Eqs. (24) and (25) therein implies the independence stated above.

To describe the main result of Ref. [24], we take the means θ_i as fixed but unknown. The goal is to obtain a lower confidence bound on $S_n = \sum_{i=1}^n Y_i \theta_i$ based on the observed values of $\sum_{i=1}^n (1 - Y_i) X_i$ and $\sum_{i=1}^n Y_i$. For this purpose, Ref. [24] constructs tests of the null hypotheses $Q_n = \sum_{i=1}^n \theta_i \leq n \bar{\theta}_{\text{null}}$ for given values of $\bar{\theta}_{\text{null}}$. Inverting these tests yields lower confidence bounds for Q_n , which are then converted to lower confidence bounds for S_n . Below, we detail each step of this approach and justify the reasoning. Unlike the confidence bounds obtained with estimation factors, the confidence bounds on S_n obtained this way do not hold for $S'_n = \sum_{i=1}^n Y_i X_i$, even under the assumption of independent trials.

Consider values $\bar{\theta}_{\text{null}}$ and $\bar{\theta}_{\text{obs}}$ satisfying $x_{\text{lb}} \leq \bar{\theta}_{\text{null}} < \bar{\theta}_{\text{obs}} \leq x_{\text{ub}}$. Define $p_{\text{obs}} = (\bar{\theta}_{\text{obs}} - x_{\text{lb}}) / (x_{\text{ub}} - x_{\text{lb}})$ and $p_{\text{null}} = (\bar{\theta}_{\text{null}} - x_{\text{lb}}) / (x_{\text{ub}} - x_{\text{lb}})$. These are the probabilities of observing $X_i = x_{\text{ub}}$ if the mean of X_i is $\bar{\theta}_{\text{obs}}$ and $\bar{\theta}_{\text{null}}$, respectively. Under the hypothesis that $Q_n \leq n \bar{\theta}_{\text{null}}$, according to Eq. (26) of Ref. [24] we have

$$\mathbb{P} \left(\sum_{i=1}^n (1 - Y_i) X_i \geq \sum_{i=1}^n (1 - Y_i) \bar{\theta}_{\text{obs}} \right) \leq \left(1 - \omega + \omega e^{-D_{\text{KL}}(p_{\text{obs}} | p_{\text{null}})} \right)^n, \quad (\text{L1})$$

where $D_{\text{KL}}(p_{\text{obs}}|p_{\text{null}}) = p_{\text{obs}} \ln(p_{\text{obs}}/p_{\text{null}}) + (1-p_{\text{obs}}) \ln((1-p_{\text{obs}})/(1-p_{\text{null}}))$ is the Kullback–Leibler (KL) divergence. For $\theta_{\text{obs}} > x_{\text{ub}}$, the probability on the left-hand side of the above inequality is 0. The derivation of this probability bound in Ref. [24] requires the assumption of independent trials.

From Eq. (L1), given $\bar{\theta}_{\text{null}} < x_{\text{ub}}$, we derive a hypothesis test $H(\bar{\theta}_{\text{null}}, \epsilon)$ for the null hypothesis $Q_n \leq n\bar{\theta}_{\text{null}}$ at significance level $\epsilon \in (0, 1)$. We choose a threshold $\bar{\theta}_{\text{obs}}$ depending on $\bar{\theta}_{\text{null}}$ such that the test rejects the null hypothesis if $\sum_{i=1}^n (1-Y_i)X_i > \sum_{i=1}^n (1-Y_i)\bar{\theta}_{\text{obs}}$. For this, we aim to solve the equation $\epsilon = P(\bar{\theta}_{\text{obs}}) := (1 - \omega + \omega e^{-D_{\text{KL}}(p_{\text{obs}}|p_{\text{null}})})^n$ for $\bar{\theta}_{\text{obs}}$ with $\bar{\theta}_{\text{obs}} > \bar{\theta}_{\text{null}}$, provided a solution exists. We observe that $D_{\text{KL}}(p_{\text{obs}}|p_{\text{null}})$ is a continuous and monotonically increasing function of p_{obs} when $p_{\text{obs}} \geq p_{\text{null}}$. Specifically, we have $D_{\text{KL}}(p_{\text{null}}|p_{\text{null}}) = 0$, so that $P(\bar{\theta}_{\text{null}}) = 1$, and $D_{\text{KL}}(1|p_{\text{null}}) = -\ln(p_{\text{null}})$, so that $P(x_{\text{ub}}) = (1 - \omega + \omega p_{\text{null}})^n$. In addition, we have that both p_{obs} and p_{null} are linear with positive slope in $\bar{\theta}_{\text{obs}}$ and $\bar{\theta}_{\text{null}}$, respectively, which implies that $P(\bar{\theta}_{\text{obs}})$ is monotonically decreasing. Thus, if $\epsilon \geq P(x_{\text{ub}})$, a unique solution for $\bar{\theta}_{\text{obs}}$ exists. Conversely, if $\epsilon < P(x_{\text{ub}})$, we set $\bar{\theta}_{\text{obs}} = x_{\text{ub}}$. In this case, the null hypothesis is never rejected. Moreover, since $D_{\text{KL}}(p_{\text{obs}}|p_{\text{null}})$ is monotonically decreasing and continuous in $p_{\text{null}} \in (0, p_{\text{obs}}]$ for fixed p_{obs} , the relationship between $\bar{\theta}_{\text{null}}$ and the corresponding threshold $\bar{\theta}_{\text{obs}}$ in this construction is monotonic and continuous; that is, $\bar{\theta}_{\text{obs}}$ is a non-decreasing and continuous function of $\bar{\theta}_{\text{null}}$.

The hypothesis test described in the previous paragraph can be inverted to obtain a lower confidence bound on Q_n according to the standard hypothesis-test inversion procedure (see Sect. 7.1.2 of the textbook [47]). Given the observed values of the RVs and a significance level ϵ , the lower confidence bound is given by the infimum $n\theta_{\text{lb}}$ over all values $n\bar{\theta}_{\text{null}}$ for which the hypothesis test $H(\bar{\theta}_{\text{null}}, \epsilon)$ does not reject the null hypothesis $Q_n \leq n\bar{\theta}_{\text{null}}$. The confidence bound $n\theta_{\text{lb}}$ is an RV through its dependence on the instantiated RVs. Because of the monotonic and continuous relationship mentioned at the end of the previous paragraph, θ_{lb} can be obtained as follows: First, we set $\bar{\theta}_{\text{obs}} = \sum_{i=1}^n (1-y_i)x_i / \sum_{i=1}^n (1-y_i)$ if $\sum_{i=1}^n (1-y_i) \neq 0$, and set $\bar{\theta}_{\text{obs}} = x_{\text{lb}}$ otherwise. We then set the value of $\theta_{\text{lb}} \in [x_{\text{lb}}, \bar{\theta}_{\text{obs}}]$ as follows: If there is a value of $\bar{\theta}_{\text{null}}$ that solves the equation $\epsilon = (1 - \omega + \omega e^{-D_{\text{KL}}(p_{\text{obs}}|p_{\text{null}})})^n$, we set θ_{lb} to this value. A solution exists if $\bar{\theta}_{\text{obs}} > x_{\text{lb}}$ and $\epsilon \geq (1 - \omega)^n$. Otherwise, we set $\theta_{\text{lb}} = x_{\text{lb}}$. To solve the equation in the first case, we rewrite it as

$$-\ln\left(1 - \omega\left(1 - e^{-D_{\text{KL}}(p_{\text{obs}}|p_{\text{null}})}\right)\right) = \ln(1/\epsilon)/n. \quad (\text{L2})$$

In this identity, p_{obs} depends linearly on $\bar{\theta}_{\text{obs}}$, and we solve for p_{null} , from which the sought-for solution for $\bar{\theta}_{\text{null}}$ can be recovered via a linear transformation. With this strategy, θ_{lb} satisfies

$$\theta_{\text{lb}} = f(p_{\text{obs}})(x_{\text{ub}} - x_{\text{lb}}) + x_{\text{lb}}, \quad (\text{L3})$$

where $f(p) := \inf\{q|p \geq q \geq 0, (1 - \omega + \omega e^{-D_{\text{KL}}(p|q)})^n \geq \epsilon\}$.

The confidence bound $n\theta_{\text{lb}}$ on Q_n can be converted to a lower confidence bound on S_n . To obtain a tighter lower confidence bound on S_n , we additionally consider a known upper bound θ_{max} on all θ_i , where $x_{\text{lb}} \leq \theta_{\text{max}} \leq x_{\text{ub}}$. If $\theta_{\text{max}} = x_{\text{ub}}$, this upper bound adds no new information and becomes trivial. A non-trivial such upper bound is used in the comparison in Sect. L3. We can now apply the inequality

$$\begin{aligned} Q_n &= \sum_{i=1}^n \theta_i \\ &\leq \sum_{i=1}^n Y_i \theta_i + \sum_{i=1}^n (1-Y_i) \theta_{\text{max}} \\ &= S_n + (n - C_n) \theta_{\text{max}}, \end{aligned} \quad (\text{L4})$$

where $C_n = \sum_{i=1}^n Y_i$. This inequality corresponds to Eqs. (28) and (29) of Ref. [24]. As a consequence,

$$S_{\text{lb,G}} = n\theta_{\text{lb}} - (n - C_n) \theta_{\text{max}} \quad (\text{L5})$$

is a lower confidence bound on S_n with confidence level $(1 - \epsilon)$. Since C_n is observed, the confidence bound $S_{\text{lb,G}}$ is fully determined by the experimental observations. The inequality in Eq. (L4) suggests that the performance of this confidence bound depends on the value of the spot-checking probability ω : a higher ω implies a typically larger gap between n and C_n , leading to a more conservative bound. Conversely, when ω is close to 0, C_n is typically close to n , tightening the bound.

To evaluate the finite-data efficiency of the method in Ref. [24], it is necessary to estimate the expectation of $S_{\text{lb,G}}$, which is given by $\mathbb{E}(S_{\text{lb,G}}) = n(\mathbb{E}(\theta_{\text{lb}}) - \omega \theta_{\text{max}})$. We now treat variables such as θ_{lb} , $\bar{\theta}_{\text{obs}}$ and p_{obs} defined in the previous paragraphs as random variables depending on the experimental observations. For comparison purposes, we

consider the case where $\theta_i = \theta$ for all i . For binary RVs X_i , this implies that the trials are not just independent but also identical. Let $p_\theta = (\theta - x_{\text{lb}})/(x_{\text{ub}} - x_{\text{lb}})$. Computing $\mathbb{E}(\theta_{\text{lb}})$ is complicated by the fact that θ_{lb} is a non-linear function of the observed quantity p_{obs} (or equivalently, of θ_{obs}), parametrized by $\ln(1/\epsilon)$ and n . For the present purposes, it suffices to determine $\mathbb{E}(\theta_{\text{lb}})$ to within order $O(1/n)$. We claim that to this order, $\mathbb{E}(\theta_{\text{lb}})$ can be obtained by replacing $\bar{\theta}_{\text{obs}}$ and p_{obs} with θ and p_θ in the computation of θ_{lb} . Except for the bias resulting from the case where no trials are spot-checked, θ and p_θ are the expectations of $\bar{\theta}_{\text{obs}}$ and p_{obs} , respectively. We first consider the boundary cases. If $\epsilon < (1 - \omega)^n$, then regardless of values of $\bar{\theta}_{\text{obs}}$ and p_{obs} , we have $\theta_{\text{lb}} = x_{\text{lb}}$, and the claim is satisfied. Hence, we assume from now on that $\epsilon \geq (1 - \omega)^n$. If $\theta = x_{\text{lb}}$, then $p_{\text{obs}} = 0$ and $\bar{\theta}_{\text{obs}} = x_{\text{lb}}$ with probability 1, and therefore $\mathbb{E}(\theta_{\text{lb}}) = x_{\text{lb}}$, consistent with the claim. If $\theta = x_{\text{ub}}$, then with probability $1 - (1 - \omega)^n = 1 - e^{-O(n)}$, at least one trial is spot-checked and so $\bar{\theta}_{\text{obs}} = x_{\text{ub}}$, which makes $p_{\text{obs}} = p_\theta = 1$, again consistent with the claim. For the case where $x_{\text{lb}} < \theta < x_{\text{ub}}$ and $\epsilon \geq (1 - \omega)^n$, the probability that $\bar{\theta}_{\text{obs}} = x_{\text{lb}}$ is bounded by the sum of the probability $(1 - \omega)^n$ that no trial is spot-checked and the probability that the outcomes of all spot-checked trials are x_{lb} . This probability is $\sum_{i=0}^n \binom{n}{i} (1 - p_\theta)^i \omega^i (1 - \omega)^{n-i} = (1 - \omega p_\theta)^n$. Since in this case $\omega p_\theta < 1$, the probability that $\bar{\theta}_{\text{obs}} = x_{\text{lb}}$ is exponentially small in n and contributes negligibly to the expectation. We therefore neglect this contribution for the remainder of the argument when calculating expectations and variances. To complete the proof of the claim, in view of Eq. (L3), it suffices to prove that

$$\mathbb{E}(f(p_{\text{obs}})) = f(p_\theta) + O(1/n) \quad (\text{L6})$$

for $p_\theta \in (0, 1)$. If $p > 0$, then $f(p)$ is the unique solution q to the equation $\epsilon = (1 - \omega + \omega e^{-D_{\text{KL}}(p|q)})^n$ in the interval $0 \leq q \leq p$. This means that the graph of f consisting of the points $(p, f(p))$ is a subset of the level curve of $D_{\text{KL}}(p|q)$ consisting of the points (p, q) where $D_{\text{KL}}(p|q) = d$ with $d = -\ln((\epsilon^{1/n} - (1 - \omega))/\omega)$. The function $D_{\text{KL}}(p|q)$ is jointly convex in its two arguments. It follows that the region $\{(p, q) \mid D_{\text{KL}}(p|q) \leq d\}$ is a convex set in the (p, q) -plane. Since $D_{\text{KL}}(p|q) = 0$ iff $q = p$, this convex set contains the diagonal line $q = p$. The graph of f forms the lower boundary of this set, which is below the diagonal line. Geometrically, the lower boundary of a convex set defines a convex function. Thus $f(p)$ is convex. Moreover, since $D_{\text{KL}}(p|q)$ is smooth for $0 < p, q < 1$ and by the implicit function theorem, $f(p)$ is continuously second differentiable for $0 < p < 1$ and continuous at the boundaries. We next exploit the approximation $D_{\text{KL}}(p|p - \delta) = \frac{\delta^2}{2p(1-p)}(1 + O(\delta))$, where the suppressed constant depends on p and can be estimated by means of Eq. (85) of Ref. [48]. Let $\delta(p) = p - f(p)$. Then $\delta(p)$ is concave. Eq. (L6) is equivalent to the claim that $\mathbb{E}(\delta(p_{\text{obs}})) = \delta(p_\theta) + O(1/n)$. From the given approximation of the KL divergence and the identity

$$\begin{aligned} D_{\text{KL}}(p|p - \delta(p)) &= -\ln\left((\epsilon^{1/n} - (1 - \omega))/\omega\right) \\ &= -\ln\left(1 - (1 - \epsilon^{1/n})/\omega\right) \\ &= -\ln\left(1 - (1 - e^{\ln(\epsilon)/n})/\omega\right) \\ &= -\ln(1 + \ln(\epsilon)/(n\omega)(1 + O(1/n))) \\ &= \ln(1/\epsilon)/(n\omega)(1 + O(1/n)), \end{aligned} \quad (\text{L7})$$

we can deduce that $\delta(p)^2 = \frac{2p(1-p)\ln(1/\epsilon)}{n\omega}(1 + O(1/n^{1/2}))$. Consequently $\delta(p_\theta)$ is proportional to $1/\sqrt{n}$ to lowest order. Finally, we show that the difference between $\mathbb{E}(\delta(p_{\text{obs}}))$ and $\delta(p_\theta)$ is at the next order, $O(1/n)$. By concavity of $\delta(p)$, $\mathbb{E}(\delta(p_{\text{obs}})) \leq \delta(p_\theta)$. Since $\delta(p)$ is continuously second differentiable, concave, and non-negative, there exists a positive constant c such that $\delta(p_\theta + u) \geq \delta(p_\theta) + \delta'(p_\theta)u - cu^2$ for $p_\theta + u \in [0, 1]$. Substituting $p_{\text{obs}} - p_\theta$ for u and taking the expectation of both sides gives $\mathbb{E}(\delta(p_{\text{obs}})) \geq \delta(p_\theta) - c\text{Var}(p_{\text{obs}})$. We calculate $\text{Var}(p_{\text{obs}})$ by applying the law of total variance with respect to the number of spotchecked trials $I = n - C_n$:

$$\text{Var}(p_{\text{obs}}) = \sum_{i=0}^n \mathbb{P}(I = i) \text{Var}(p_{\text{obs}}|I = i) + \text{Var}(\mathbb{E}(p_{\text{obs}}|I)). \quad (\text{L8})$$

For $i > 0$, $\mathbb{E}(p_{\text{obs}}|I = i) = p_\theta$, and for $i = 0$, $\mathbb{E}(p_{\text{obs}}|I = 0) = 0$. Because $\mathbb{P}(I = 0)$ is exponentially small, so is $\text{Var}(\mathbb{E}(p_{\text{obs}}|I))$. We have $\text{Var}(p_{\text{obs}}|I = 0) = 0$ and for $i > 0$, $\text{Var}(p_{\text{obs}}|I = i) = p_\theta(1 - p_\theta)/i$, because p_{obs} is the sample mean of i independent Bernoulli trials with mean p_θ given each set of i spot-checked trials. Since $\mathbb{P}(I = i) = \binom{n}{i} \omega^i (1 - \omega)^{n-i}$, we obtain, up to an exponentially small correction

$$\text{Var}(p_{\text{obs}}) = \sum_{i=1}^n \omega^i (1 - \omega)^{n-i} \binom{n}{i} p_\theta(1 - p_\theta)/i$$

$$\begin{aligned}
&\leq \frac{2}{\omega(n+1)} p_\theta (1-p_\theta) \sum_{i=1}^{n+1} \omega^{i+1} (1-\omega)^{n-i} \binom{n+1}{i+1} \\
&\leq \frac{2}{\omega(n+1)} p_\theta (1-p_\theta).
\end{aligned} \tag{L9}$$

The claim follows.

As with estimation-factor-based confidence bounds, one can determine the minimum number of i.i.d. trials required to achieve, on average, a desired gap between S_n and $S_{\text{lb,G}}$, given a target distribution that governs each trial and a specific significance level ϵ . Here we describe, justify, and generalize the solution given in Ref. [24] by extending the arguments leading to Eq. (27) in that reference. Let θ be the mean of X in a generic trial according to the target distribution, and let $n(1-\omega)\delta_{\text{th}}$ be the desired gap. The expected gap between S_n and $S_{\text{lb,G}}$ can be computed to good approximation as follows. First, when solving for θ_{lb} , we replace $\bar{\theta}_{\text{obs}}$ and p_{obs} with θ and p_θ , which are their expectations up to exponentially small neglected terms. This yields an approximation of $\mathbb{E}(\theta_{\text{lb}})$ accurate to order $O(1/n)$, as justified above. Specifically, according to Eq. (L3), we set $\mathbb{E}(\theta_{\text{lb}}) = f(p_\theta)(x_{\text{ub}} - x_{\text{lb}}) + x_{\text{lb}}$. Second, in view of Eq. (L5) and the fact that $\mathbb{E}(C_n) = n(1-\omega)$, we get the expected lower confidence bound

$$\mathbb{E}(S_{\text{lb,G}}) = n\mathbb{E}(\theta_{\text{lb}}) - n\omega\theta_{\text{max}}. \tag{L10}$$

Consequently, the expected gap is

$$\begin{aligned}
\mathbb{E}(S_n - S_{\text{lb,G}}) &= \mathbb{E}(S_n) - \mathbb{E}(S_{\text{lb,G}}) \\
&= n(1-\omega)\theta - n\mathbb{E}(\theta_{\text{lb}}) + n\omega\theta_{\text{max}}.
\end{aligned} \tag{L11}$$

To ensure that the expected gap is less than or equal to the desired gap, we require $\mathbb{E}(\theta_{\text{lb}}) \geq (1-\omega)(\theta - \delta_{\text{th}}) + \omega\theta_{\text{max}}$. In terms of $f(p_\theta)$, the inequality becomes

$$f(p_\theta) \geq ((1-\omega)(\theta - \delta_{\text{th}}) + \omega\theta_{\text{max}} - x_{\text{lb}})/(x_{\text{ub}} - x_{\text{lb}}). \tag{L12}$$

The quantity $f(p_\theta)$ depends implicitly on n . The minimum number of trials n required is determined by finding the minimum n for which $f(p_\theta)$ satisfies this inequality.

2. The Serfling inequality

One approach to spot-checking is to randomly select, without replacement, a k -element index subset $J \subseteq \{1, \dots, n\}$ of the n trials for checking. The average of the unobserved X_i for $i \notin J$ can then be estimated by means of the Serfling inequality [36], provided that the RVs X_i are bounded. Applying the inequality requires assuming that the trials are as-if parallel. That is, it requires that the index subset J to be selected is conditionally independent of the sequence of RVs $\mathbf{X} = (X_i)_{i=1}^n$ given the pre-experiment past $Past_1$. Under this assumption, we show below that one can obtain a lower confidence bound at significance level ϵ on $S'_n = \sum_{i \notin J} X_i$. However, with random sampling without replacement, it is not possible to replace X_i with $\mathbb{E}(X_i | Past_i)$ and estimate the corresponding sum.

To highlight the relationship to bounds previously obtained, we define the spot-checking RVs as $Y_i = \mathbb{I}[i \notin J]$ and set $\omega = k/n$. Suppose that for each trial i the RV X_i is bounded with $X_i \in [x_{\text{lb}}, x_{\text{ub}}]$. Then we have the bound

$$\mathbb{P}\left((1-\omega) \sum_{i=1}^n (1-Y_i)x_i \geq \omega \sum_{i=1}^n Y_i x_i + \delta \mid \mathbf{X} = \mathbf{x}\right) \leq e^{-2\delta^2 / (n\omega(x_{\text{ub}} - x_{\text{lb}})^2(1-\omega+1/n))}. \tag{L13}$$

To prove the bound, we add $\omega \sum_{i=1}^n (1-Y_i)x_i$ to both sides of the inequality in the event, thus rewriting the left-hand side as

$$\mathbb{P}\left(\sum_{i=1}^n (1-Y_i)x_i \geq \omega \sum_{i=1}^n x_i + \delta \mid \mathbf{X} = \mathbf{x}\right). \tag{L14}$$

The bound then follows from the Serfling inequality [36], specifically Cor. 1.1 in the reference, with N , n , and t there replaced here by n , $k = n\omega$, and δ/k , respectively. Since the bound on the right-hand side of Eq. (L13) does not

depend on the specific conditioning event $\mathbf{X} = \mathbf{x}$, we can extend it to an arbitrary sequence of RVs \mathbf{X} , yielding

$$\mathbb{P}\left((1-\omega)\sum_{i=1}^n(1-Y_i)X_i \geq \omega\sum_{i=1}^n Y_i X_i + \delta\right) \leq e^{-2\delta^2/(n\omega(x_{\text{ub}}-x_{\text{lb}})^2(1-\omega+1/n))}. \quad (\text{L15})$$

This is similar to the bound obtained in Lem. 6 of Ref. [34], but it applies without restricting the X_i to be binary RVs.

Setting the right-hand side of Eq. (L15) equal to the error bound ϵ , we solve for δ to obtain

$$\delta = \sqrt{\frac{n\omega(1-\omega+1/n)\ln(1/\epsilon)}{2}}(x_{\text{ub}} - x_{\text{lb}}). \quad (\text{L16})$$

As a result, a lower confidence bound with confidence level $(1-\epsilon)$ for $\sum_i Y_i X_i$ is

$$S_{\text{lb, Serf}} = \frac{1-\omega}{\omega} \sum_i (1-Y_i)X_i - \sqrt{\frac{n(1-\omega+1/n)\ln(1/\epsilon)}{2\omega}}(x_{\text{ub}} - x_{\text{lb}}). \quad (\text{L17})$$

For the case where the X_i are i.i.d., the expectation of $S_{\text{lb, Serf}}$ satisfies

$$\begin{aligned} \mathbb{E}(S_{\text{lb, Serf}}) &= \frac{1-\omega}{\omega} \sum_i \mathbb{E}((1-Y_i)X_i) - \sqrt{\frac{n(1-\omega+1/n)\ln(1/\epsilon)}{2\omega}}(x_{\text{ub}} - x_{\text{lb}}) \\ &= \frac{1-\omega}{\omega} \sum_i \mathbb{E}(1-Y_i)\mathbb{E}(X_i) - \sqrt{\frac{n(1-\omega+1/n)\ln(1/\epsilon)}{2\omega}}(x_{\text{ub}} - x_{\text{lb}}) \\ &= \mathbb{E}(S'_n) - \sqrt{\frac{n(1-\omega+1/n)\ln(1/\epsilon)}{2\omega}}(x_{\text{ub}} - x_{\text{lb}}), \end{aligned} \quad (\text{L18})$$

where the second line follows from the independence between X_i and Y_i given the past $Past_1$. Therefore, the expected gap between S'_n and $S_{\text{lb, Serf}}$ is precisely the subtracted term on the right-hand side of Eq. (L18). This gap may be compared to the one given in Eq. (E9) using estimation factors. The latter is smaller by a factor of $2\sigma/(x_{\text{ub}} - x_{\text{lb}})$ when n is large. This factor is never greater than 1 in view of the variance bound $\sigma^2 \leq (x_{\text{ub}} - x_{\text{lb}})^2/4$, and it achieves the maximum value of 1 only when each X_i is binary and takes values x_{ub} and x_{lb} with equal probability. Moreover, to ensure that the expected gap between S'_n and $S_{\text{lb, Serf}}$ does not exceed a desired threshold $n(1-\omega)\delta_{\text{th}}$, it suffices to require that the subtracted term on the right-hand side of Eq. (L18) be at most $n(1-\omega)\delta_{\text{th}}$. Accordingly, one can determine the minimum number of i.i.d. trials required.

3. Explanations and calculations for the main-text figures and additional comparisons

For the figures presented in the main text, we consider the situation where two parties receive sequentially generated pairs of quantum systems. The parties, A and B, aim to estimate the average, device-independent Bell-state extractability of the unchecked pairs, where they randomly spot-check the pairs by performing Bell tests on the pairs being spot-checked. The spot-checking RV is privately shared between the parties ahead of time. Since Bell tests are destructive, performing these tests only on the spot-checked trials allows the parties to save the states from the remaining trials while still estimating their average extractability. To this end, the parties estimate the average violation of a Bell inequality in the unchecked pairs, for a Bell inequality whose violation can be related to extractability. For the figures, we specifically consider the Bell inequality constructed by Clauser, Horne, Shimony and Holt in 1969 [40], also known as the CHSH inequality. To estimate the violation of this inequality, in every spot-checked trial, each party randomly and independently selects a measurement setting and applies it to their own system, obtaining one of two possible outcomes. Let C denote either party. For a generic trial, we use S_C to denote the setting choice of party C, where the choice is either $S_C = 1$ or $S_C = 2$. For the figures, each setting is selected with equal probability, that is, $\mathbb{P}(S_C = 1) = 1/2$. The party's outcome is denoted by O_C and has values in $\{-1, 1\}$. The complete record of the trial is given by the RV $R = (O_A, O_B, S_A, S_B)$. The correlation between outcomes given the settings $S_A = s_A$ and $S_B = s_B$ is $\text{Cor}(s_A, s_B) = \mathbb{E}(O_A O_B | s_A s_B)$. The CHSH inequality can be expressed in terms of the correlations as

$$\text{Cor}(1, 1) + \text{Cor}(1, 2) + \text{Cor}(2, 1) - \text{Cor}(2, 2) \leq 2. \quad (\text{L19})$$

The inequality is satisfied by all local realistic distributions of R .

The CHSH inequality as written above does not depend on the joint distribution of measurement settings and holds for any distribution with full support. However, for spot-checking and hypothesis testing, the specific distribution over settings matters. Given the trial record $R = (O_A, O_B, S_A, S_B)$, we define the function $I(R) = 4(1 - 2\mathbb{I}[S_A = 2]\mathbb{I}[S_B = 2])O_A O_B$. As a function of the RV R and for the uniform distribution of measurement settings, the CHSH inequality in Eq. (L19) can be written as

$$\hat{I} \leq 2, \quad (\text{L20})$$

where we defined $\hat{I} = \mathbb{E}(I(R))$. We refer to \hat{I} as the CHSH value, where $\hat{I} > 2$ implies a violation of the CHSH inequality. The function $I(R)$ is a RV that takes only two possible values, -4 or $+4$, in each trial [9].

The value of \hat{I} for a given trial can be related to extractability of an ideal Bell state from the pair of systems shared in the trial. Bell-state extractability Ξ is defined as the maximum fidelity with respect to a Bell state that can be obtained by local isometries applied to each system [28, 39]. According to Eq. (10) of Ref. [39], a lower bound on Ξ based on \hat{I} is given by $\tilde{\Xi}$ defined as

$$\tilde{\Xi} = \frac{1}{2} + \frac{\max(\hat{I} - I_{\text{th}}, 0)}{2(2\sqrt{2} - I_{\text{th}})} \quad (\text{L21})$$

with $I_{\text{th}} = (16 + 14\sqrt{2})/17 \approx 2.1058$. Here we have extended Eq. (10) of Ref. [39] to allow for every value of \hat{I} permitted by quantum mechanics according to the Tsirelson bounds $-2\sqrt{2} \leq \hat{I} \leq 2\sqrt{2}$, taking advantage of the fact that the extractability is always at least $1/2$. The lower bound $\tilde{\Xi}$ is plotted as the solid curve in Fig. 1 of the main text. To learn $\tilde{\Xi}$ by spot-checking, we use the binary RV X defined as $X = \frac{1}{2} + \frac{I(R) - I_{\text{th}}}{2(2\sqrt{2} - I_{\text{th}})}$, with values $x_{\text{lb}} = \frac{1}{2} - \frac{4 + I_{\text{th}}}{2(2\sqrt{2} - I_{\text{th}})}$ or $x_{\text{ub}} = \frac{1}{2} + \frac{4 - I_{\text{th}}}{2(2\sqrt{2} - I_{\text{th}})}$. In terms of X , $\tilde{\Xi}$ can be expressed as

$$\tilde{\Xi} = \max(\mathbb{E}(X), 1/2). \quad (\text{L22})$$

The above applies to a generic trial. We now introduce trial indices and account for potential dependence of a trial on its past. Let Ξ_i be the past-conditional extractability of the pair shared in trial i , and let $\Theta_i = \mathbb{E}(X_i | \text{Past}_i)$. According to Eq. (L22), we have $\Xi_i \geq \tilde{\Xi}_i = \max(\Theta_i, 1/2)$. This relationship makes it possible to convert a lower confidence bound S_{lb} on the sum $\sum_i Y_i \Theta_i$ over unchecked trials into confidence bounds on the sum of the past-conditional extractabilities $\sum_i Y_i \Xi_i$ over unchecked trials. As in the previous section, let $C_n = \sum_i Y_i$. Since $\mathbb{P}(\sum_i Y_i \Theta_i \geq S_{\text{lb}}) \geq (1 - \epsilon)$, with probability at least $(1 - \epsilon)$ we have

$$\begin{aligned} \max(S_{\text{lb}}, C_n/2) &\leq \max\left(\sum_i Y_i \Theta_i, \sum_i Y_i/2\right) \\ &\leq \sum_i Y_i \max(\Theta_i, 1/2) \\ &\leq \sum_i Y_i \Xi_i. \end{aligned} \quad (\text{L23})$$

It follows that $\max(S_{\text{lb}}, C_n/2)$ can be interpreted as a lower confidence bound on the sum $\sum_i Y_i \Xi_i$ with confidence level $(1 - \epsilon)$. The confidence bound S_{lb} can be obtained according to Eq. (C2) for spot-checking with estimation factors.

Since X_i is a binary RV, we can also apply the method of Ref. [24] described in Sect. L1. This method requires independent trials and the replacement of the past-conditional quantities Θ_i with $\theta_i = \mathbb{E}(X_i)$. To compute a confidence bound on $\sum_i Y_i \theta_i$ according to Eq. (L5), we set $\theta_{\text{max}} = \frac{1}{2} + \frac{I_{\text{max}} - I_{\text{th}}}{2(2\sqrt{2} - I_{\text{th}})}$ with $I_{\text{max}} = 2\sqrt{2}$ in view of the Tsirelson bound. Consequently, $\theta_{\text{max}} = 1$.

Fig. 1 of the main text compares lower confidence bounds on the average extractability obtained by estimation-factor spot-checking protocols with those obtained by the protocol of Ref. [24] described in Sect. L1 and by the Serfling inequality given in Sect. L2 for the case where the actual trials are i.i.d. This corresponds to the typical situation used to establish the completeness of the protocols. In contrast to the latter two methods, estimation-factor protocols are sound without any assumptions on trial independence. The soundness and applicability of the other two protocols are discussed in their respective sections. For the plot, we set the total number of trials to $n = 10^5$, the confidence level to $(1 - \epsilon) = 99\%$, and the spot-checking probability to $\omega = 0.1$. We varied the CHSH value \hat{I} across the range $[2, 2\sqrt{2}]$. Because the RV X defined just above Eq. (L22) is binary with possible values x_{lb} or

x_{ub} , the CHSH value \hat{I} completely determines its distribution. For the estimation-factor protocols, to account for the fact that x_{lb} is not 0, we modified both estimation-factor constructions and confidence-bound estimates according to the standardization described right after the proof of Lem. C.2, as done explicitly in the main text. We performed $N_{\text{rep}} = 1000$ independent simulations of n trials according to each chosen $\hat{I} \in [2, 2\sqrt{2}]$. From each simulation, we obtained an instance (\mathbf{x}, \mathbf{y}) of (\mathbf{X}, \mathbf{Y}) . For each instance, we determined four different lower confidence bounds on $\sum_i Y_i \mathbb{E}(X_i | \text{Past}_i)$ as follows:

- **Calibrated estimation factors.** The estimation factor T was constructed according to Protocol A using the setup-phase alternative 3.1.1., and the confidence bound $S_{\text{lb},1}$ was computed according to Protocol B. The estimation factor was optimized numerically using $n_c = 100$ calibration trials, where in each calibration trial we simulated and observed an instantiation of the RV X prior to the spot-checking phase. This added n_c simulated trials to each of the N_{rep} simulation runs. We note that we also implemented the setup-phase alternative 3.1.2., where we analytically constructed an estimation factor using the mean and variance estimated from calibration trials. The resulting confidence bound was found to be indistinguishable from the one above for the parameters we considered. This suggests that in practice, analytical construction based on calibration trials can yield nearly optimal performance.
- **Fixed estimation factors.** The estimation factor was determined via Protocol A with the setup-phase alternative 3.1.3., and the corresponding confidence bound $S_{\text{lb},2}$ was obtained using Protocol B. No calibration trials were required for this approach.
- **Method of Ref. [24].** The confidence bound was computed as $S_{\text{lb},3} = n\theta_{\text{lb}} - (n - C_n)\theta_{\text{max}}$ (see Eq. (L5)), where $\theta_{\text{max}} = 1$ and θ_{lb} was derived via hypothesis-test inversion as detailed in Sect. L1 (see Eq. (L3)).
- **Serfling inequality.** The confidence bound $S_{\text{lb},4}$ corresponds to $S_{\text{lb,Serf}}$ as defined in Eq. (L17). We emphasize that this bound is included for comparison only, as $S_{\text{lb,Serf}}$ provides a confidence bound on $\sum_i Y_i X_i$, rather than on $\sum_i Y_i \mathbb{E}(X_i | \text{Past}_i)$.

For each confidence bound $S_{\text{lb},k}$, we computed the corresponding confidence bound $\bar{\Xi}_{\text{lb},k}$ on the average extractability $\bar{\Xi}$ according to $\bar{\Xi}_{\text{lb},k} = \max(S_{\text{lb},k}/C_n, 1/2)$ if $C_n > 0$ and $\bar{\Xi}_{\text{lb},k} = 1/2$ otherwise. In the latter case, there are no unchecked states, and we set the average of the empty set to the minimum extractability. Write $\bar{\Xi}_{\text{lb},k}^{(i)}$ for the confidence bound obtained in the i 'th simulation run for $i = 1, \dots, N_{\text{rep}}$. For each simulated CHSH value \hat{I} , the plotted point is the mean value $\sum_i \bar{\Xi}_{\text{lb},k}^{(i)} / N_{\text{rep}}$. For $k = 1$ (calibrated estimation factors) and $k = 3$ (according to Ref. [24]) and at selected CHSH values, we also show violin plots to illustrate the histogram of the differences $\bar{\Xi}_{\text{lb},1}^{(i)} - \bar{\Xi}_{\text{lb},3}^{(i)}$ with $i = 1, \dots, N_{\text{rep}}$.

Fig. 2 of the main text shows the minimum number of trials required for the expected lower confidence bound to exceed a specified threshold. For this, we assume a true CHSH value of $\hat{I} = 2.7$, a value anticipated to be achievable in the near future given the detection-loophole-free Bell tests reported in Refs. [41, 42]. According to Eqs. (L21) and (L22), the corresponding true mean $\mathbb{E}(X)$ is 0.9111. To ensure that the expected lower confidence bound on $\mathbb{E}(X)$ exceeds a desired threshold, a minimum number of trials is required. For this analysis, the spot-checking probability is again set to $\omega = 0.1$, and the confidence level to $(1 - \epsilon) = 99\%$. For estimation factors, a general strategy to determine the minimum number of trials is described in Sect. D2. Specifically, the minimum number of trials here was determined according to the optimization problem in Eq. (I3) as formulated in Sect. I, which yields results indistinguishable from the general strategy of Sect. D2 for this study. To determine the minimum number of trials required by the method of Ref. [24] and the Serfling inequality, we used the strategies described in the concluding paragraphs of Sect. L1 and Sect. L2, respectively.

Figs. 1 and 2 of the main text demonstrate the advantage of estimation factors over the method of Ref. [24]. This advantage becomes more pronounced as the spot-checking probability ω increases. To illustrate this trend, we show the performance of each method for the case $\omega = 0.5$ in Figs. 3 and 4.

Finally, we illustrate the performance of each method in the limit where $n \rightarrow \infty$ while the expected number of spot-checked trials, given by $\bar{n}_s = n\omega$, remains constant. In this limit, the actual number of spot-checked trials follows a Poisson distribution with mean \bar{n}_s . For consistency with Fig. 1 in the main text, we set $\bar{n}_s = 10^4$. For numerical computation of confidence bounds using a sequence of trials, we need to set the total number of trials n in the sequence to be sufficiently large but finite. In our simulation, we set $n = 10^9$ after observing that further increasing the value of n did not significantly affect the computed confidence bounds. We performed $N_{\text{rep}} = 1000$ independent simulations of n trials according to each chosen $\hat{I} \in [2, 2\sqrt{2}]$. Following the procedure described in this section, from each simulation we computed a confidence bound on the average extractability using each protocol considered. We then computed the mean of these confidence bounds for each protocol. The results are presented in Fig. 5. These numerical results indicate that in the limit where $n \rightarrow \infty$ while $\bar{n}_s = n\omega$ remains constant, the estimation-factor-based confidence bounds still perform well, yielding results comparable to those illustrated in Fig. 1 of the main text. This observation is consistent with the asymptotic behavior analyzed in Sect. G. Fig. 5 also shows that in this limit, the method of Ref. [24] performs comparably to the estimation-factor method with calibration. However, we remark that

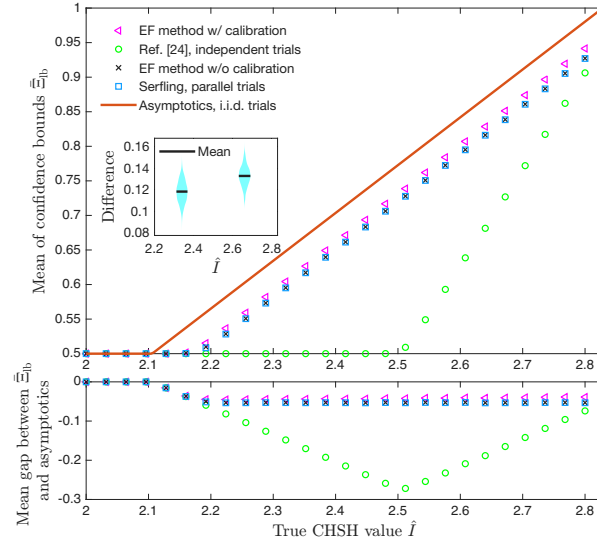


FIG. 3. Lower confidence bounds $\bar{\Xi}_{lb}$ on the average extractability $\bar{\Xi}$ of the Bell state from the past-conditional states generated in the unchecked trials as a function of the true CHSH value \hat{I} . The parameters used for the underlying simulations are the same as those specified for Fig. 1 of the main text, except that the spot-checking probability is set to $\omega = 0.5$. The confidence bounds were obtained at the confidence level $(1 - \epsilon) = 99\%$ following the procedure described in this section.

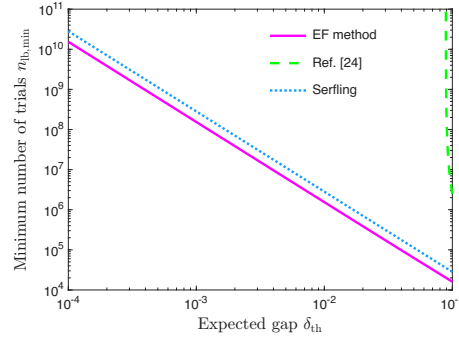


FIG. 4. Minimum number of trials $n_{lb,min}$ required to ensure that the expected lower confidence bound on $\bar{\Xi}$ exceeds $\bar{\Xi} - \delta_{th}$, where $\bar{\Xi} = 0.9111$ is the asymptotic lower bound on $\bar{\Xi}$ corresponding to a true CHSH value $\hat{I} = 2.7$ and δ_{th} is the varying expected gap. We set the confidence level to $(1 - \epsilon) = 99\%$ and assumed i.i.d. trials with spot-checking probability $\omega = 0.5$.

for spot-checking non-binary RVs, the bounds according to Ref. [24], if proven applicable, would perform significantly worse in general than those obtained via calibrated estimation factors.

Appendix M: Application to QKD

Spot-checking strategies are abundant in protocols such as QKD, and the Serfling inequality is frequently used for this purpose. As an example, we consider the QKD protocols analyzed in Refs. [33, 34]. The protocols are specified in Box 1 of Ref. [33] and Table 2 of Ref. [34]. In the latter protocol, the two parties A and B agree on a subset J of k trials randomly selected from a total of n trials to perform “parameter estimation” by comparing their 0/1-valued measurement outcomes. Let $O_{A,i}$ and $O_{B,i}$ be the measurement outcomes of A and B in trial i , assuming both parties used the basis complementary to the key-generation basis. In the implementations of the QKD protocols described in Refs. [33, 34], this complementary basis is used by both parties for all trials in the randomly selected subset J . The error for trial i is defined as $\bar{X}_i = O_{A,i} \oplus O_{B,i}$, which takes the value 1 when $O_{A,i} \neq O_{B,i}$ and 0 otherwise. Parameter estimation involves determining whether the average error rate $\frac{1}{n-k} \sum_{i \notin J} \bar{X}_i$ is below a threshold δ . The protocol aborts if it is not. Let $X_i = 1 - \bar{X}_i$, which takes the value of 1 when there is no error. The proof of security in Refs. [33, 34] is based on the Serfling inequality. It amounts to applying the Serfling inequality to establish a lower confidence bound of at least $(n - k)(1 - \delta)$ on $\sum_{i \notin J} X_i$ with error bound ϵ , where ϵ is a small

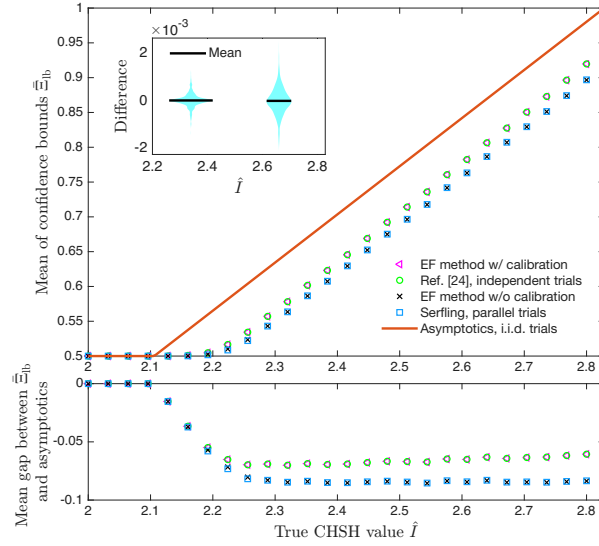


FIG. 5. Lower confidence bounds $\bar{\Xi}_{lb}$ on the average extractability $\bar{\Xi}$ of the Bell state from the past-conditional states generated in the unchecked trials as a function of the true CHSH value \hat{I} . The parameters used for the underlying simulations are the same as those specified for Fig. 1 of the main text, except that we analyze the limit situation $n \rightarrow \infty$ and $\omega \rightarrow 0$ while the expected number of spot-checked trials is kept constant at $\bar{n}_s = n\omega = 10^4$. For the plot, we set $n = 10^9$ after verifying that increasing n further did not significantly affect the results. The confidence bounds were obtained at the confidence level $(1 - \epsilon) = 99\%$ following the procedure described in this section.

security parameter. Instead of applying the Serfling inequality, one can use the estimation-factor method to establish the confidence bound. This has two advantages. First, since estimation-factor-based bounds are generally tighter than those obtained via the Serfling inequality, it improves the success probability of the protocol or allows a higher error-tolerance threshold δ . This improvement is apparent from the comparison of Eq. (L17) with Eq. (E9), particularly in the case of interest here, where X_i is highly biased toward 1. Second, the application of the Serfling inequality requires the assumption that the trials are parallel or “as-if” parallel. See the input specification in Table 2 of Ref. [34] and the “commuting measurements” assumption given before the table. This assumption can be significantly weakened when using the estimation-factor method, making it more suitable for practical QKD implementations in which the trials are generated sequentially.