

# Continuum-statistical dynamics of colloidal suspensions under kinematic reversibility

Jerome Burelbach<sup>1</sup>

<sup>1</sup>International School Michel Lucius, 157 avenue Pasteur, 2311  
Luxembourg, Luxembourg

February 10, 2026

## Abstract

We develop a continuum–statistical framework for colloidal dynamics to first order in the applied forces, based on the Lorentz reciprocal theorem and a reassessment of the conditions under which kinematic reversibility emerges in continuum mechanics. The theory recovers known results for buoyancy, phoretic motion, and active swimming, and extends them to include the effect of advective transport and hydrostatic many-body interactions through the colloidal osmotic pressure. The resulting formulation is consistent with Onsager’s theory of non-equilibrium thermodynamics, thus providing a unified perspective on reciprocal relations in colloidal transport.

## 1 Introduction

Continuum mechanics describes a multi-component system as a continuous medium by partitioning it into a fine mesh of elementary volumes, each statistically homogeneous in the thermodynamic limit. The size  $dV$  of an elementary volume defines the continuum scale. Once this scale is identified, the dynamics is governed by differential conservation laws — or continuity equations — for mass, particle number, momentum and energy, expressed in terms of fluxes and source densities defined throughout the medium. A continuous object, composed of such a medium and suspended in another medium, then experiences continuum mechanical forces that can be computed through the corresponding continuity equations.[1]

These equations are closed by assuming that each elementary volume is in local thermodynamic equilibrium, yielding linear constitutive relations between fluxes and gradients of certain thermodynamic and hydrodynamic continuum fields.[2] Within Onsager’s theory of non-equilibrium thermodynamics, time-reversal symmetry implies that the coupling coefficients in these relations are

symmetric — a result known as the Onsager reciprocal relations.[3, 4] However, in non-equilibrium thermodynamics these coefficients are treated as phenomenological quantities, dependent on molecular dynamic correlations among the medium’s constituents, which are considered unresolvable at the continuum scale. This presents a limitation for describing microscale dynamics in colloidal suspensions, where molecular-level modeling is impractical.

To overcome this limitation, Derjaguin considered the possibility of modeling the constituent particles of a medium as continuous objects on their own, thus obtaining continuum-mechanical expressions of the coupling coefficients based on Onsager symmetry.[5] This approach eliminates the phenomenological nature of coupling in the low Knudsen number regime, where the molecular dynamic effect on transport can be reduced to a set of well-defined boundary conditions on the continuum fields. Recently, this approach was used to derive a general expression for the colloidal diffusion flux that holds beyond the well-known boundary layer approximation, assuming that advection is absent.[6] However, since continuity equations are generally not time-reversible, the assumptions invoked to recover this symmetry at the continuum scale, collectively termed the principle of kinematic reversibility, must be carefully examined and justified from a continuum-mechanical perspective. Here, we use this principle to develop a continuum-statistical description of colloidal dynamics to first order in the applied forces, grounded in the Lorentz reciprocal theorem. This framework recovers previous results obtained for diffusion based on Onsager symmetry and extends them to suspensions containing different species of microparticles. Moreover, it offers a clear perspective on the underlying assumptions of continuum-mechanical reciprocal relations, the solvent’s role in momentum relaxation, and the physical conditions that give rise to advective transport in colloidal suspensions.

## 2 Microscopic continuity equations

### 2.1 Colloidal Suspensions: Definitions and Properties

The system under consideration is a volume-filling, incompressible colloidal suspension, which may include chemical or thermal sources, but must conserve mass internally. The dynamics is described continuum-mechanically at a microscopic scale, relative to an inertial laboratory frame. In what follows, we will use the term “applied” force to refer to any force that derives from non-equilibrium boundary conditions.

As shown in Fig. 1, the suspension consists of different species of microparticles and small solutes dispersed in a solvent reservoir. We refer to a collection of indistinguishable particles of a given chemical species as a component of the suspension. A microphase is defined as a distinct medium composed of a combination of such components at the microscale. The solvent, and the small solutes suspended in it, constitute an isotropic “viscous” microphase, whereas the microparticles consist of “solid” microphases, made of chemically bound

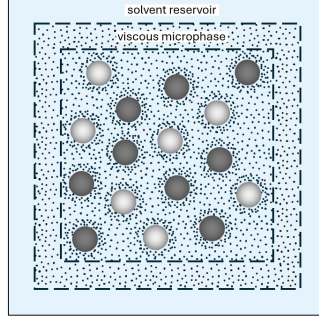


Figure 1: Schematic representation of a suspension on the microscale. The dark and light gray spheres represent different species of microparticles, suspended in a viscous microphase. The viscous microphase consists of small solutes (black dots) dispersed in a solvent reservoir. The dashed lines represent thermodynamic reservoir boundaries.

components that do not support viscous shear or diffusion. The microparticles meet the viscous microphase at well-defined boundaries, referred to as interfaces. We assume that the viscous microphase remains isotropic at these interfaces, thereby neglecting molecular crowding and orientational correlations. The "colloids" are a chosen species of microparticles whose motion we seek to determine, whereas the "fluid" refers to all other components surrounding these colloids. Furthermore, there is a clear separation of scales between the microparticles, the solutes, and the solvent, such that within a representative region  $\mathcal{V}$  of the suspension, we have:

$$N_\lambda \ll N_k \ll N_l, \quad (1)$$

where  $N_\lambda$  is the number of microparticles of any microparticle species  $\lambda$ ,  $N_k$  is the number of particles of any solute component  $k$ , and  $N_l$  is the number of particles of any solvent component  $l$ . This separation implies that the solvent forms a thermodynamic reservoir around the solutes and microparticles, which decouples from local interfacial boundary conditions. Although the same is true for the solutes around the microparticles, it is only the solvent reservoir that responds hydrostatically or hydrodynamically to forces exerted on other components, as to ensure momentum relaxation inside the suspension. Since the solvent is a strongly coupled, viscous, molecular medium, it can respond to applied forces on a timescale short compared to the microscale, which justifies the low Knudsen number regime. The solvent reservoir response thereby enforces a mechanical equilibrium under incompressible flow, corresponding to the regime of low Reynolds number and low Mach number, which is essential for kinematic reversibility.

## 2.2 Microscopic conservation of energy and momentum

In colloidal suspensions, energy transport mostly occurs via heat conduction on a timescale short compared to the microscale. The conservation of energy can therefore be described using the steady-state form of the heat equation:

$$\nabla \cdot \mathbf{j}_q = Q, \quad (2)$$

where  $Q$  is the heat source density and  $\mathbf{j}_q = -\kappa \nabla T$  is the conductive heat flux, which couples to the gradient in temperature  $T$  via the thermal conductivity  $\kappa$ . The temperature can hence be determined directly from Eq. (2) when the thermal conductivity and boundary conditions are known.

At mechanical equilibrium and under incompressible flow, the microscopic momentum continuity equation is given by[1]

$$\mathbf{f} + \nabla \cdot \boldsymbol{\sigma} = 0, \quad (3)$$

where  $\mathbf{f}$  is the body force density and  $\boldsymbol{\sigma}$  is the stress tensor. This equation is solved under the constraint of incompressible flow, expressed by

$$\nabla \cdot \mathbf{u} = 0, \quad (4)$$

where the flow velocity  $\mathbf{u}$  is the barycentric velocity of an elementary volume  $dV$ . The body force density can be written as

$$\mathbf{f} = \sum_i n_i \mathbf{F}_i, \quad (5)$$

where  $n_i$  is the number density of component  $i$  and  $\mathbf{F}_i$  is the body force on a particle of component  $i$ . The stress tensor  $\boldsymbol{\sigma}$  can be decomposed into

$$\boldsymbol{\sigma} = -P\mathbf{I} + \boldsymbol{\Sigma}, \quad (6)$$

where  $P = \text{Tr}\boldsymbol{\sigma}/3$  is the pressure,  $\mathbf{I}$  is the identity tensor, and  $\boldsymbol{\Sigma}$  is the shear stress tensor. In suspensions,  $\boldsymbol{\Sigma}$  consists of a purely viscous stress  $\boldsymbol{\Sigma}_\eta$  inside the viscous microphase, and of a solid constraint stress  $\overset{\circ}{\boldsymbol{\Sigma}}$  inside the solid microphases. We can therefore write the shear stress tensor as a sum of two separate stress fields:

$$\boldsymbol{\Sigma} = \boldsymbol{\Sigma}_\eta + \overset{\circ}{\boldsymbol{\Sigma}}, \quad (7)$$

with  $\boldsymbol{\Sigma}_\eta = 0$  inside the microparticles, and  $\overset{\circ}{\boldsymbol{\Sigma}} = 0$  inside the viscous microphase. The linear constitutive relation for the viscous stress tensor under incompressible flow is given by

$$\boldsymbol{\Sigma}_\eta = \eta \mathbf{e}, \quad (8)$$

where  $\eta$  is the dynamic viscosity of the viscous microphase, and  $\mathbf{e}$  is the strain rate tensor, defined by

$$\mathbf{e} = \frac{1}{2} (\nabla \mathbf{u} + \nabla^\dagger \mathbf{u}). \quad (9)$$

For an effective use of the Lorentz reciprocal theorem, we must distinguish the forces that drive motion from those that respond to motion. It is therefore necessary to decompose the stress tensor  $\boldsymbol{\sigma}$  into a hydrostatic stress  $\boldsymbol{\sigma}_s$ , and a hydrodynamic stress  $\boldsymbol{\sigma}_d$  that vanishes in a static suspension.[1] The microparticles are only in direct contact with the viscous microphase and hence under isotropic hydrostatic stress. Based on Eqs. (6) and (7), the decomposition thus takes the form

$$\boldsymbol{\sigma} = \boldsymbol{\sigma}_s + \boldsymbol{\sigma}_d, \quad (10)$$

$$\boldsymbol{\sigma}_s = -P_s \mathbf{I} \quad (11)$$

$$\boldsymbol{\sigma}_d = -P_d \mathbf{I} + \overset{\circ}{\boldsymbol{\Sigma}} + \boldsymbol{\Sigma}_\eta, \quad (12)$$

where  $P_s$  and  $P_d$  denote the hydrostatic and hydrodynamic pressure, respectively, such that

$$P = P_s + P_d. \quad (13)$$

Within the viscous microphase, the hydrodynamic pressure  $P_d$  acts as a Lagrange multiplier to enforce incompressible flow. To examine the hydrostatic response from the solvent reservoir, we must further decompose the hydrostatic pressure  $P_s$  into a hydrostatic solvent reservoir pressure  $p$  and an osmotic pressure  $\Pi$ :[7]

$$P_s = \Pi + p. \quad (14)$$

The hydrostatic solvent reservoir pressure  $p$  is only defined inside the viscous microphase, where it can enforce a hydrostatic equilibrium normal to any static boundary if flow is prohibited. The microscopic osmotic pressure  $\Pi$  is the local deviation of the hydrostatic pressure  $P_s$  from the hydrostatic solvent reservoir pressure  $p$ . Inside a solid microphase, where  $p = 0$ , the osmotic pressure is thus simply equal to the hydrostatic pressure. For convenience, let us introduce the thermodynamic force density via

$$\mathcal{F} = \mathbf{f} - \nabla P_s. \quad (15)$$

With Eqs. (10) and (15), the momentum continuity equation given by Eq. (3) becomes

$$\mathcal{F} + \nabla \cdot \boldsymbol{\sigma}_d = 0. \quad (16)$$

In view of Eq. (16), a state of local hydrostatic equilibrium is thus described by the condition

$$\mathcal{F} = 0, \quad (17)$$

which can only occur at a static boundary. This motivates the question of how thermodynamic forces may drive motion of colloids if these are modeled as continuous, freely moving objects inside the suspension.

### 2.3 Microscopic conservation of particle number

Kinematic reversibility requires that two distinct flow fields considered inside the same region occur under the same dynamic viscosity and component number

densities. This does not imply spatial uniformity of these quantities, but rather that they remain unchanged under different force fields. For a linear response theory of colloidal dynamics, the condition of local thermodynamic equilibrium must therefore hold not only at the microscopic continuum scale of  $dV$ , but also at the macroscopic scale of a representative region  $\mathcal{V}$  of the suspension. This condition, which we refer to as the condition of macroscopic local thermodynamic equilibrium (MLTE), allows for an equilibrium-statistical consideration of local component distributions, as depicted for a single colloid in Fig. 2b.

Consequently, the interfacial regions within  $\mathcal{V}$ , which contain an excess of free energy due to interfacial potential interactions, can be considered at equilibrium, and the local dynamics inside a microphase decouples into a description of its effective reservoir components only.[7, 8, 9] An effective reservoir number density, denoted by a superscript "r", can be defined locally for any component in the limit where interfacial potential interactions are absent, irrespective of whether this component respects the condition of a thermodynamic reservoir, as expressed by Eq. (1). If we collectively denote the interfacial interaction potentials by  $\{\phi_j\}$ , where the index  $j$  runs over all components, then the effective reservoir number density of component  $i$  is defined by

$$n_i^r = n_i(\{\phi_j = 0\}). \quad (18)$$

The corresponding particle number continuity equation is then given by[2]

$$\frac{\partial n_i^r}{\partial t} + \nabla \cdot \mathbf{J}_i = \Gamma_i, \quad (19)$$

where  $\mathbf{J}_i$  is the net particle flux of component  $i$ , and  $\Gamma_i$  is the corresponding chemical source density accounting for local production or annihilation of particles due to chemical reactions. The reservoir number density  $n_i^r$  is sensitive to non-equilibrium boundary conditions, but independent of interfacial potential interactions. Furthermore, the particle flux  $\mathbf{J}_i$  can be expressed as

$$\mathbf{J}_i = n_i^r \mathbf{u} + \mathbf{j}_i, \quad (20)$$

where  $\mathbf{j}_i$  is the microscopic diffusion flux. Using Eqs. (20) and (4), Eq. (19) can also be written as

$$\frac{\partial n_i^r}{\partial t} + \mathbf{u} \cdot \nabla n_i^r + \nabla \cdot \mathbf{j}_i = \Gamma_i. \quad (21)$$

Within any solid microphase,  $\mathbf{j}_i = 0$  because microscopic diffusion is prohibited. Moreover, the local state of the solvent reservoir is fixed by its response to enforce mechanical equilibrium. Therefore, the microscopic particle number continuity equation, as given by Eq. (21), need only be solved for the solutes inside the viscous microphase. Noting that the term  $\mathbf{u} \cdot \nabla n_i^r$  is of second order in the applied forces, the local conservation of solute number reduces to a diffusive steady-state condition, subject to slowly evolving boundary conditions at the boundaries of  $\mathcal{V}$  and any solid boundaries contained within it:

$$\nabla \cdot \mathbf{j}_k = \Gamma_k, \quad (22)$$

where the index  $k$  runs over the solute components only.

### 3 Thermodynamic forces in colloidal suspensions

In a suspension at MLTE, a local balance is maintained between the body forces and pressure forces arising from interfacial potential interactions.[10] According to Eqs. (15) and (17), the corresponding hydrostatic equilibrium at any given interface is described by

$$\sum_i \left( n_i \nabla \phi_i + \frac{\partial P_s}{\partial \phi_i} \nabla \phi_i \right) = 0. \quad (23)$$

If Eq. (23) is subtracted from Eq. (16), then the body force  $\mathbf{F}_i$  can be interpreted as stemming only from external fields or non-equilibrium boundary conditions, and the hydrostatic pressure gradient  $\nabla P_s$  in Eq. (15) is then evaluated at constant interfacial interaction potentials.[11] Specifically, this "applied" body force  $\mathbf{F}_i$  consists of an electric force and a gravitational force:

$$\mathbf{F}_i = ez_i \mathbf{E} + m_i \mathbf{g}, \quad (24)$$

where  $e$  is the elementary charge,  $z_i$  and  $m_i$  are the charge number and mass of a particle of component  $i$ , and  $\mathbf{E}$  and  $\mathbf{g}$  are the corresponding electric and gravitational field vectors. Note that the gravitational field vector  $\mathbf{g}$  is uniform throughout the entire suspension. The applied electric field  $\mathbf{E}$  is decoupled from any interfacial charge densities and thus governed by the source-free form of Gauss' law to first order in the applied forces:

$$\epsilon \nabla \cdot \mathbf{E} = 0, \quad (25)$$

where  $\epsilon$  is the electric permittivity. With Eqs. (14) and (24), and introducing the mass density  $\rho = \sum_i m_i n_i$  and electric charge density  $\omega = \sum_i ez_i n_i$ , we can write Eq. (15) as

$$\mathcal{F} = \rho \mathbf{g} + \omega \mathbf{E} - \nabla \Pi - \nabla p, \quad (26)$$

where the gradients in  $\Pi$  and  $p$  are now evaluated at constant interfacial interaction potentials.

As charge separation is prohibited inside a representative volume at MLTE,[10] we further require that the representative region  $\mathcal{V}$  fulfills the condition of overall electroneutrality, expressed by

$$\int_{\mathcal{V}} \omega d^3 \mathbf{r} = 0, \quad \int_{\mathcal{V}} \omega \mathbf{E} d^3 \mathbf{r} = 0, \quad (27)$$

implying that  $\mathcal{V}$  is overall charge neutral and not subjected to a net electric force. Using the Gibbs-Duhem equation to relate  $\nabla P_s$  to thermodynamic gradients, we can also write[6]

$$\nabla P_s = h \frac{\nabla T}{T} + \sum_i n_i \nabla_T \mu_i, \quad (28)$$

where  $\nabla_T \mu_i$  is the gradient at constant temperature of the chemical potential  $\mu_i(T, \{n_j^r\})$  of component  $i$ , which is only a state function of temperature and

reservoir number densities. The modified enthalpy density  $h$  is given by[6]

$$h = \mathcal{H} - \sum_i n_i H_i, \quad (29)$$

where  $\mathcal{H}$  is the net enthalpy density and  $H_i$  is the partial molar enthalpy of component  $i$ . The densities  $h$  and  $n_i$  in Eq. (30) are local equilibrium densities that depend on the interfacial interaction potentials  $\{\phi_j\}$  of the components. If  $\{\phi_j = 0\}$ , these densities thus coincide with the corresponding reservoir densities to zeroth order in the applied forces. As a result, the thermodynamic force density  $\mathcal{F}$  is indeed linear in the applied forces, and substitution of Eqs. (5) and (28) into Eq. (15) yields the alternative form

$$\mathcal{F} = -h \frac{\nabla T}{T} + \sum_i n_i (\mathbf{F}_i - \nabla_T \mu_i). \quad (30)$$

Here, we specifically refer to the vector fields  $-\nabla T/T$  and  $\mathbf{F}_i - \nabla_T \mu_i$  as the "thermodynamic" forces. According to Onsager's theory, the expressions of the solute diffusion fluxes in Eq. (22) must be of the form[2]

$$\mathbf{j}_k = -L_{kq} \frac{\nabla T}{T} + \sum_i L_{ki} (\mathbf{F}_i - \nabla_T \mu_i), \quad (31)$$

where  $L_{kq}$  and  $L_{ki}$  are phenomenological scalar coefficients that satisfy the Onsager reciprocal relations

$$L_{kq} = L_{qk}, \quad L_{ki} = L_{ik}. \quad (32)$$

Hence, the coefficients  $L_{kq}$  and  $L_{ki}$  also describe the coupling of the thermodynamic force on component  $k$  to the heat flux and diffusion flux of component  $i$ , respectively.

At local thermodynamic equilibrium, the thermodynamic forces have well-defined values inside any elementary volume  $dV$  at the local continuum scale, at any given location inside  $\mathcal{V}$ . At MLTE, one might therefore consider the case where the thermodynamic forces are uniform across  $\mathcal{V}$ , which implies that the corresponding thermodynamic fields are not subjected to interfacial boundary conditions. In this case, the thermodynamic force  $\mathbf{F}_i - \nabla_T \mu_i$  of any component  $i$  of a given microphase can in principle be interpreted as a uniform vector field defined everywhere within  $\mathcal{V}$ , under the condition that the corresponding component number density  $n_i$  remains zero inside regions that are currently not occupied by this microphase.

Since reciprocal relations derive from local correlations between thermodynamic forces and hydrodynamic flows, we must decouple the thermodynamic force density induced by the colloids from the force density in the bulk fluid when these colloids are absent. More generally, we can write any local quantity  $\mathbf{q}$  as

$$\mathbf{q} = \mathbf{q}_\delta + \mathbf{q}_b, \quad (33)$$



where  $\mathbf{q}_b$  is a contribution from the bulk fluid and  $\mathbf{q}_\delta$  is a contribution induced by the colloids. The bulk contribution  $\mathbf{q}_b$  can be assumed uniform over a representative volume at MLTE. In addition, the induced contribution can be expressed as the sum of a field inside the colloids, denoted by a subscript "c", and an "excess" field inside the fluid, denoted by a subscript "ex", such that

$$\mathbf{q}_\delta = \mathbf{q}_c + \mathbf{q}_{\text{ex}}. \quad (34)$$

Hence, if the thermodynamic force density is written as  $\mathcal{F} = \mathcal{F}_c + \mathcal{F}_f$ , where  $\mathcal{F}_c$  and  $\mathcal{F}_f$  are fields respectively defined inside the colloids and inside the fluid, then the field inside the fluid can be expressed as

$$\mathcal{F}_f = \mathcal{F}_{\text{ex}} + \mathcal{F}_b, \quad (35)$$

where  $\mathcal{F}_{\text{ex}}$  and  $\mathcal{F}_b$  are the thermodynamic excess force density and bulk force density of the fluid, respectively. As shown in appendix A, Eq. (26) can then be used to write

$$\mathcal{F} = \mathcal{F}_\delta + \mathcal{F}_b, \quad (36)$$

where the induced thermodynamic force density  $\mathcal{F}_\delta$  and bulk force density  $\mathcal{F}_b$  take the forms

$$\mathcal{F}_\delta = \rho_\delta \mathbf{g} + \omega_\delta \mathbf{E} + \omega_b \mathbf{E}_{\text{ex}} - \nabla \Pi_\delta, \quad (37)$$

$$\mathcal{F}_b = \rho_b \mathbf{g} + \omega_b \mathbf{E}_b - \nabla \Pi_b - \nabla p_b. \quad (38)$$

In Eq. (37), the quantities  $\rho_\delta$ ,  $\omega_\delta$ ,  $\Pi_\delta$  are the induced mass density, charge density and osmotic pressure, respectively, whereas  $\mathbf{E}_{\text{ex}}$  is the induced electric field inside the fluid only. In Eq. (38), the quantities  $\rho_b$ ,  $\omega_b$ ,  $\Pi_b$ ,  $\mathbf{E}_b$  and  $p_b$  are the mass density, charge density, osmotic pressure, electric field and solvent reservoir pressure of the bulk fluid, respectively.

The assumption of MLTE completes the principle of kinematic reversibility and justifies a decomposition into thermodynamic forces and hydrodynamic stresses. A well-known transport phenomenon whose description commonly relies on this decomposition is buoyancy: the buoyant force on a microparticle is determined from the hydrostatic pressure field in a static fluid and is taken to be independent of the velocity gradients that arise during sedimentation. Furthermore, the induced flow and hydrodynamic stress decay with distance from the microparticle and, in a homogeneous suspension of microparticles, are statistically invariant under translation along the line of motion. These properties of thermodynamic forces and hydrodynamic stresses pave the way to a description of colloidal dynamics based on the Lorentz reciprocal theorem. Since a continuum-statistical description is concerned with the average translational motion of an ensemble of colloids, it is instructive to first examine the motion of a single colloid.

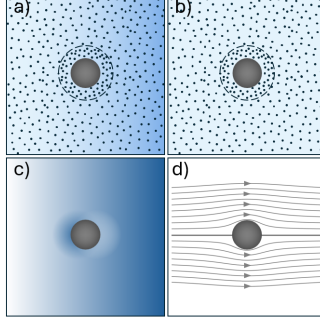


Figure 2: Schematic representation of the reciprocal approach to colloidal motion. a) A single colloid subjected to applied forces. The continuum fields that these forces derive from are depicted by a blue background gradient. The dashed circle around the colloid represents the effective boundary between its interfacial region and the bulk fluid. Instead of resolving the actual microscopic dynamics of a), the reciprocal approach considers two separate auxiliary problems: b) An equilibrium-statistical problem to determine local component distributions, and a continuum-mechanical problem to independently compute c) the applied forces and d) the induced Stokes flow field. A stronger background gradient is used in c) to show that the colloid may modify the fields in its vicinity.

## 4 Translational motion of a single colloid

### 4.1 Interfacial decoupling and thermodynamic adsorption equations

We consider a single colloid of volume  $V_c$ , occupying a region  $\nu_c$  in the middle of a representative region  $\mathcal{V}$ , and surrounded by a fluid consisting of a viscous microphase only (Fig. 2a). Within  $\mathcal{V}$ , which is assumed at MLTE (Fig. 2b), we denote the partial region occupied by the fluid by  $\tilde{\nu}$ , such that  $\mathcal{V} = \tilde{\nu} \cup \nu_c$ . Although we assume torques to be absent, the following formulation may be extended to account for rotational motion by incorporating considerations similar to those introduced by Teubner for electrophoretic motion.[12]

In view of Eq. (36), the momentum continuity equation given by Eq. (16) decouples into two separate continuity equations, one for the forces induced by the colloid, and one for the forces acting on the bulk fluid:

$$\mathcal{F}_\delta + \nabla \cdot \boldsymbol{\sigma}_\delta = 0, \quad (39)$$

$$\mathcal{F}_b + \nabla \cdot \boldsymbol{\sigma}_b = 0, \quad (40)$$

where  $\boldsymbol{\sigma}_\delta$  and  $\boldsymbol{\sigma}_b$  are the corresponding hydrodynamic stress tensors. The bulk momentum continuity equation given by Eq. (40) depends on the boundary conditions on  $\mathcal{V}$ , but is independent of the interfacial boundary conditions at the surface of the colloid. The flow velocity can be decomposed accordingly,

such that

$$\mathbf{u} = \mathbf{u}_\delta + \mathbf{u}_b, \quad (41)$$

where  $\mathbf{u}_b$  is the bulk fluid flow velocity, and  $\mathbf{u}_\delta$  is the induced flow velocity. Similarly, the velocity  $\mathbf{v}$  of the colloid, which we seek to determine, can be expressed as the sum of an induced contribution  $\mathbf{v}_\delta$  and a bulk contribution  $\mathbf{v}_b$ :

$$\mathbf{v} = \mathbf{v}_\delta + \mathbf{v}_b, \quad (42)$$

where each contribution is governed by the forces of the corresponding momentum continuity equation. For a fluid only consisting of a viscous microphase, the bulk fluid is electroneutral everywhere, such that  $\omega_b = 0$ . Eqs. (38) and (37) therefore reduce to

$$\mathcal{F}_b = \rho_b \mathbf{g} - \nabla \Pi_b - \nabla p_b, \quad (43)$$

$$\mathcal{F}_\delta = \rho_\delta \mathbf{g} + \omega_\delta \mathbf{E} - \nabla \Pi_\delta. \quad (44)$$

Due to the condition of overall electroneutrality of  $\mathcal{V}$ , as expressed by Eq. (27), the volume integrals of the induced electric charge density and electric force must vanish over  $\mathcal{V}$ , such that

$$\int_{\mathcal{V}} \omega_\delta d^3 \mathbf{r} = 0, \quad (45)$$

$$\int_{\mathcal{V}} \omega_\delta \mathbf{E} d^3 \mathbf{r} = 0. \quad (46)$$

At MLTE, it is also reasonable to consider the limit where the boundaries of  $\mathcal{V}$  tend to infinity around the colloid.[1] In this limit, the bulk fluid forms a thermodynamic reservoir and the hydrostatic forces induced by the colloid obey the Gibbs adsorption equation.[11] In view of Eqs. (14) and (28), this adsorption equation takes the form of a vanishing volume integral of the induced osmotic pressure gradient over  $\mathcal{V}$ :

$$\int_{\mathcal{V}} \nabla \Pi_\delta d^3 \mathbf{r} = 0. \quad (47)$$

Eqs. (46) and (47) can instead be expressed in terms of volume integrals over the partial regions occupied by the colloid and the fluid, yielding

$$\int_{\nu_c} \omega_c \mathbf{E} d^3 \mathbf{r} = - \int_{\tilde{\nu}} \omega_{\text{ex}} \mathbf{E} d^3 \mathbf{r}, \quad (48)$$

$$- \int_{\nu_c} \nabla \Pi_c d^3 \mathbf{r} = \int_{\tilde{\nu}} \nabla \Pi_{\text{ex}} d^3 \mathbf{r}. \quad (49)$$

The balance equations given by Eqs. (48) and (49) constitute the prerequisite for force-free motion of a single colloid, as encountered in electro-, diffusio-, and thermophoresis.[13]

Since the force density  $\mathcal{F}_b$  on the bulk fluid is uniform over  $\mathcal{V}$ , its constant value can be considered hypothetically inside the colloidal region  $\nu_c$  if the

colloid were replaced by bulk fluid. In contrast, the induced thermodynamic force density  $\mathcal{F}_\delta$  depends on the boundary conditions at the colloidal surface and decays away from the colloid. More specifically, since the colloid can only induce a finite interfacial excess of mass within the fluid, the volume integral  $\int_{\mathcal{V}} \rho_{\text{ex}} d^3\mathbf{r}$  must converge, implying that  $\rho_\delta \mathbf{g}$  decays as  $1/r^4$  or faster from the colloid. Together with Eqs. (46) and (47), this implies that the volume integral of the induced thermodynamic force density  $\mathcal{F}_\delta$  is convergent, and that the corresponding hydrodynamic stress  $\boldsymbol{\sigma}_\delta$  and induced flow velocity  $\mathbf{u}_\delta$  must decay at least as  $1/r^2$  and  $1/r$ , respectively. It is this specific decay behavior of the induced hydrodynamic stress that permits an effective application of the Lorentz reciprocal theorem to the motion of a single colloid.

## 4.2 Application of the Lorentz reciprocal theorem to induced colloidal transport

To evidence this, we now determine the induced colloidal velocity  $\mathbf{v}_\delta$  by introducing an auxiliary flow problem inside the same region  $\mathcal{V}$ , with the corresponding auxiliary quantities denoted by a subscript ”\*”. In particular, this problem must be chosen such that the same velocity  $\mathbf{v}_\delta$  is induced by a uniform body force  $\mathbf{F}_*$  acting on the colloid, corresponding to an auxiliary momentum continuity equation

$$\mathbf{f}_* + \nabla \cdot \boldsymbol{\sigma}_* = 0, \quad (50)$$

where  $\mathbf{f}_* = \mathbf{F}_*/V_c$  inside the colloid and zero elsewhere. In addition, we require that the flow velocity  $\mathbf{u}_*$  vanishes in the far-field and respects the condition of incompressibility:

$$\nabla \cdot \mathbf{u}_* = 0. \quad (51)$$

Under kinematic reversibility, both the induced flow velocity  $\mathbf{u}_*$  and hydrodynamic stress tensor  $\boldsymbol{\sigma}_*$  must be linear in the velocity  $\mathbf{v}_\delta$ , such that[1]

$$\mathbf{u}_* = \mathbf{U} \cdot \mathbf{v}_\delta, \quad (52)$$

$$\boldsymbol{\sigma}_* \cdot \mathbf{n} = \boldsymbol{\Lambda} \cdot \mathbf{v}_\delta, \quad (53)$$

where  $\mathbf{U}$  and  $\boldsymbol{\Lambda}$  are the symmetric Stokes flow tensor and traction tensor associated with the colloid’s motion, respectively. Note that  $\mathbf{U} = \mathbf{I}$  inside the colloid. Similarly, we can assume a linear relation between the applied force and the velocity  $\mathbf{v}_\delta$ :

$$\mathbf{F}_* = \boldsymbol{\xi} \cdot \mathbf{v}_\delta, \quad (54)$$

where  $\boldsymbol{\xi}$  is the friction tensor of the colloid. According to the above conditions for the auxiliary Stokes flow, the hydrodynamic stress  $\boldsymbol{\sigma}_*$  and flow velocity  $\mathbf{u}_*$  decay as  $1/r^2$  and  $1/r$ , respectively.

As shown in appendix B, contracting the momentum continuity equation of one flow problem with the velocity field of the other flow problem yields the

relation

$$\begin{aligned}
& \underbrace{\int_{\mathcal{V}} \mathbf{u}_* \cdot \mathcal{F}_\delta d^3 \mathbf{r}}_{I_1} - \underbrace{\int_{\mathcal{V}} \mathbf{u}_\delta \cdot \mathbf{f}_* d^3 \mathbf{r}}_{I_2} \\
&= \underbrace{\int_{\mathcal{V}} \nabla \cdot (\mathbf{u}_\delta \cdot \boldsymbol{\sigma}_* - \mathbf{u}_* \cdot \boldsymbol{\sigma}_\delta) d^3 \mathbf{r}}_{I_3}. \tag{55}
\end{aligned}$$

The final form of the Lorentz reciprocal theorem is obtained by applying Gauss' theorem to the surface integral of the divergence on the right-hand side of Eq. (55). However, this form does not directly yield an expression for the velocity  $\mathbf{v}_\delta$ . To this end, we must further examine the integrals in Eq. (55) based on the specific conditions satisfied by the actual flow and auxiliary flow.

First, we re-express integral  $I_1$  in terms of volume integrals over the colloid and the fluid, respectively. Using Eqs. (37), (48), (49) and (52) gives

$$\begin{aligned}
I_1 = \mathbf{v}_\delta \cdot & \left[ m_c \mathbf{g} + \int_{\tilde{\nu}} \rho_{\text{ex}} \mathbf{U} d^3 \mathbf{r} \cdot \mathbf{g} \right. \\
& \left. + \int_{\tilde{\nu}} (\mathbf{U} - \mathbf{I}) \cdot (\omega_{\text{ex}} \mathbf{E} - \nabla \Pi_{\text{ex}}) d^3 \mathbf{r} \right], \tag{56}
\end{aligned}$$

where  $m_c = \int_{\nu_c} \rho_c d^3 \mathbf{r}$  is the mass of the colloid. Since there is only an applied force acting on the colloid in the auxiliary problem, integral  $I_2$  takes the simple form

$$I_2 = \mathbf{v}_\delta \cdot \mathbf{F}_* = \mathbf{v}_\delta \cdot \boldsymbol{\xi} \cdot \mathbf{v}_\delta. \tag{57}$$

Gauss' theorem further allows us to express integral  $I_3$  as

$$\begin{aligned}
I_3 = & \oint_{\partial \mathcal{V}} (\mathbf{u}_\delta \cdot \boldsymbol{\sigma}_* - \mathbf{u}_* \cdot \boldsymbol{\sigma}_\delta) \cdot \mathbf{n} dS \\
& - \oint_{\partial \nu_m} (\mathbf{v}_\delta^\parallel \cdot \boldsymbol{\sigma}_* - \mathbf{v}_*^\parallel \cdot \boldsymbol{\sigma}_\delta) \cdot \mathbf{n} dS. \tag{58}
\end{aligned}$$

Here,  $\partial \nu_m$  denotes the closed interfacial boundaries of all microparticles, which occupy a region  $\nu_m = \bigcup_\lambda \nu_\lambda$  within  $\mathcal{V}$ , where  $\nu_\lambda$  is the partial volume of microparticle species  $\lambda$ . In the present case, the only microparticle inside  $\mathcal{V}$  is the colloid, such that  $\nu_m = \nu_c$ . The quantities  $\mathbf{v}_\delta^\parallel$  and  $\mathbf{v}_*^\parallel$  are the tangential slip velocities at these boundaries in each flow problem. Since thermal transpiration is negligible at low Knudsen number,[14] these slip velocities respect the hydrodynamic boundary condition as specified by the general Navier slip formula:[15]

$$\mathbf{v}_\delta^\parallel = \mathbf{u}_a + \frac{b}{\eta} (\mathbf{I} - \mathbf{n}\mathbf{n}) \cdot (\mathbf{n} \cdot \boldsymbol{\sigma}_\delta), \tag{59}$$

$$\mathbf{v}_*^\parallel = \frac{b}{\eta} (\mathbf{I} - \mathbf{n}\mathbf{n}) \cdot (\mathbf{n} \cdot \boldsymbol{\sigma}_*). \tag{60}$$

As for dynamic viscosity, the principle of kinematic reversibility justifies the use of the same hydrodynamic slip length  $b$  in both flow problems. Moreover, we allow for an active slip velocity  $\mathbf{u}_a$  on the surface of the colloid. To make progress, let us consider the integral of the term  $\mathbf{v}_\delta^\parallel \cdot \boldsymbol{\sigma}_* \cdot \mathbf{n}$  over the interfaces in Eq. (58). Substituting Eq. (59), we can write

$$\begin{aligned} & ((\mathbf{I} - \mathbf{n}\mathbf{n}) \cdot (\mathbf{n} \cdot \boldsymbol{\sigma}_\delta) \cdot \boldsymbol{\sigma}_*) \cdot \mathbf{n} \\ &= (\mathbf{n} \cdot \boldsymbol{\sigma}_\delta) \cdot (\mathbf{n} \cdot \boldsymbol{\sigma}_*) - (\mathbf{n} \cdot \boldsymbol{\sigma}_\delta \cdot \mathbf{n}) \cdot (\mathbf{n} \cdot \boldsymbol{\sigma}_* \cdot \mathbf{n}), \end{aligned} \quad (61)$$

which is symmetric in the interchange of  $\boldsymbol{\sigma}_\delta$  and  $\boldsymbol{\sigma}_*$ . With Eqs. (61) and (53), we therefore get

$$\oint_{\partial\nu_m} \left( \mathbf{v}_\delta^\parallel \cdot \boldsymbol{\sigma}_* - \mathbf{v}_*^\parallel \cdot \boldsymbol{\sigma}_\delta \right) \cdot \mathbf{n} dS = \mathbf{v}_\delta \cdot \oint_{\partial\nu_c} (\boldsymbol{\Lambda} \cdot \mathbf{u}_a) dS, \quad (62)$$

and Eq. (58) becomes

$$I_3 = \oint_{\partial\mathcal{V}} (\mathbf{u}_\delta \cdot \boldsymbol{\sigma}_* - \mathbf{u}_* \cdot \boldsymbol{\sigma}_\delta) \cdot \mathbf{n} dS - \mathbf{v}_\delta \cdot \oint_{\partial\nu_c} (\boldsymbol{\Lambda} \cdot \mathbf{u}_a) dS. \quad (63)$$

Since the terms  $\mathbf{u}_\delta \cdot \boldsymbol{\sigma}_*$  and  $\mathbf{u}_* \cdot \boldsymbol{\sigma}_\delta$  both decay as  $1/r^3$  or faster from the colloid, their surface integrals over  $\partial\mathcal{V}$  vanish, such that

$$\oint_{\partial\mathcal{V}} \mathbf{u}_\delta \cdot \boldsymbol{\sigma}_* \cdot \mathbf{n} dS = 0, \quad \oint_{\partial\mathcal{V}} \mathbf{u}_* \cdot \boldsymbol{\sigma}_\delta \cdot \mathbf{n} dS = 0. \quad (64)$$

Using Eq. (64) in Eq. (63), integral  $I_3$  thus reduces to

$$I_3 = -\mathbf{v}_\delta \cdot \oint_{\partial\nu_c} (\boldsymbol{\Lambda} \cdot \mathbf{u}_a) dS. \quad (65)$$

Substitution of Eqs. (56), (57) and (65) into Eq. (55) then yields the following balance equation:

$$\begin{aligned} m_c \mathbf{g} + \int_{\tilde{\nu}} \rho_{\text{ex}} \mathbf{U} d^3 \mathbf{r} \cdot \mathbf{g} &+ \int_{\tilde{\nu}} (\mathbf{U} - \mathbf{I}) \cdot (\omega_{\text{ex}} \mathbf{E} - \nabla \Pi_{\text{ex}}) d^3 \mathbf{r} \\ &- \boldsymbol{\xi} \cdot \mathbf{v}_\delta + \oint_{\partial\nu_c} (\boldsymbol{\Lambda} \cdot \mathbf{u}_a) dS = 0. \end{aligned} \quad (66)$$

The expression of the velocity  $\mathbf{v}_\delta$  of the colloid in terms of the induced forces can now be obtained by rearrangement of Eq. (66), giving

$$\mathbf{v}_\delta = \frac{1}{\boldsymbol{\xi}} \cdot \left( m_c \mathbf{I} + \int_{\tilde{\nu}} \rho_{\text{ex}} \mathbf{U} d^3 \mathbf{r} \right) \cdot \mathbf{g} \quad (67)$$

$$+ \frac{1}{\boldsymbol{\xi}} \cdot \int_{\tilde{\nu}} (\mathbf{U} - \mathbf{I}) \cdot (\omega_{\text{ex}} \mathbf{E} - \nabla \Pi_{\text{ex}}) d^3 \mathbf{r} \quad (68)$$

$$+ \frac{1}{\boldsymbol{\xi}} \cdot \oint_{\partial\nu_c} (\boldsymbol{\Lambda} \cdot \mathbf{u}_a) dS. \quad (69)$$

Notably, this reciprocal expression of  $\mathbf{v}_\delta$  only refers to the hydrodynamic tensor fields  $\mathbf{U}$  and  $\mathbf{\Lambda}$  of the auxiliary Stokes problem, which are well established.[16] Although the local excess osmotic pressure  $\Pi_{\text{ex}}(T, \{n_j^r\}, \{\phi_j\})$  depends on the interfacial potential interactions  $\{\phi_j\}$ , we recall that these are kept constant when the osmotic pressure gradient is evaluated, such that

$$\nabla \Pi_{\text{ex}} = \left. \frac{\partial \Pi_{\text{ex}}}{\partial \mathbf{r}} \right|_{\{\phi_j\}}. \quad (70)$$

The term in Eq. (69) represents active swimming due to a prescribed slip velocity on the colloid's surface, whereas the terms in Eqs. (67) and (68) describe colloidal motion due to the applied thermodynamic forces. The term related to  $\rho_{\text{ex}}$  in Eq. (67) is the hydrodynamic drag exerted on the colloid when the interfacial excess of fluid around it is sedimenting under gravity. The term in Eq. (68) corresponds to the velocity due to electro-, diffusio-, or thermophoresis,[6] and also describes the active motion of a self-diffusiophoretic or self-thermophoretic colloid to first order in the thermodynamic forces.[17] In particular, we note that the tensor  $\mathbf{U} - \mathbf{I}$  describes the Stokes flow in the rest frame of the colloid (Fig. 2d), whose contraction with the phoretic force density  $\omega_{\text{ex}} \mathbf{E} - \nabla \Pi_{\text{ex}}$  of the fluid thus contributes to a colloidal velocity in the direction opposite to this force density. This prediction agrees with the force-free nature of phoretic motion: fluid flow is driven in the direction of the phoretic force density, whereas the colloid is pushed in the opposite direction. The contraction with the Stokes tensor  $\mathbf{U}$  accounts for the hydrodynamic shear exerted by the fluid flow on the colloid, which vanishes in the limit where the colloid's hydrodynamic radius tends to zero ( $\mathbf{U} = 0$ ). This limit of vanishing hydrodynamic shear is also known as the Hückel limit, and corresponds to a purely thermodynamic treatment of phoretic motion.[18] For (self-)diffusio- or thermophoresis, Eq. (68) also shows that the colloid is pushed towards regions of higher excess osmotic pressure  $\Pi_{\text{ex}}$  within the fluid. This conclusion refutes the "osmotic motor" model, which predicts phoretic motion to lower excess osmotic pressure.[19] For diffusiophoresis at high dilution, a recent attempt to recover this model from an expression similar to Eq. (68) was made based on the model's underlying assumption that the fluid's excess osmotic pressure simply exerts a net hydrostatic pressure force  $-\oint_{\partial \nu_c} \Pi_{\text{ex}} \mathbf{n} dS$  on the colloid, which however breaks the widely accepted force-free condition.[20]

### 4.3 Colloidal transport due to bulk fluid forces

The determination of the remaining bulk contribution  $\mathbf{v}_b$  to the colloid's velocity can be addressed directly in the actual flow problem by determining the surface force  $\mathbf{F}_b$  exerted on the colloid by the surrounding bulk fluid:

$$\mathbf{F}_b = \oint_{\partial \nu_c} (-P_{sb} \mathbf{I} + \boldsymbol{\sigma}_b) \cdot \mathbf{n} dS, \quad (71)$$

Applying Gauss' theorem to the surface integral of  $P_{sb}$  and using Eq. (152), Eq. (71) can be re-expressed as

$$\mathbf{F}_b = - \underbrace{\int_{\nu_c} (\nabla \Pi_b + \nabla p_b) d^3 \mathbf{r}}_{\mathbf{F}_s} + \underbrace{\int_{\partial \nu_c} \boldsymbol{\sigma}_b \cdot \mathbf{n} dS}_{\mathbf{F}_d}. \quad (72)$$

where the hydrostatic bulk force  $\mathbf{F}_s$  is the cause of buoyancy. Since the fluid consists only of a viscous microphase,  $\Pi_b$  corresponds to the osmotic pressure of the solutes in the bulk fluid. The hydrodynamic bulk force  $\mathbf{F}_d$  on the colloid stems from shear forces acting on the boundaries of  $\mathcal{V}$ . and obeys a generalized Faxén law[21], of the form

$$\mathbf{F}_d = \boldsymbol{\xi} \cdot (\mathbf{v}_b - \mathbf{u}_b|_{\mathbf{r}_c} - \mathcal{M}[\mathbf{u}_b]|_{\mathbf{r}_c}), \quad (73)$$

where  $\mathcal{M}$  is a shape-dependent integro-differential operator acting on the bulk fluid flow velocity  $\mathbf{u}_b$ , evaluated at the colloid's hydrodynamic center  $\mathbf{r}_c$ . The bulk contribution  $\mathbf{v}_b$  to the colloid's velocity is then obtained by setting  $\mathbf{F}_b = 0$ , yielding

$$\mathbf{v}_b = -\frac{1}{\boldsymbol{\xi}} \cdot \int_{\nu_c} (\nabla \Pi_b + \nabla p_b) d^3 \mathbf{r} + \mathbf{u}_b|_{\mathbf{r}_c} + \mathcal{M}[\mathbf{u}_b]|_{\mathbf{r}_c}. \quad (74)$$

Using Eq. (74) and Eqs. (67) - (69) in Eq. (42), the expression of the total velocity  $\mathbf{v}$  of the colloid finally becomes

$$\begin{aligned} \mathbf{v} = & \frac{1}{\boldsymbol{\xi}} \cdot \left( m_c \mathbf{I} + \int_{\tilde{\nu}} \rho_{\text{ex}} \mathbf{U} d^3 \mathbf{r} \right) \cdot \mathbf{g} \\ & + \frac{1}{\boldsymbol{\xi}} \cdot \int_{\tilde{\nu}} (\mathbf{U} - \mathbf{I}) \cdot (\omega_{\text{ex}} \mathbf{E} - \nabla \Pi_{\text{ex}}) d^3 \mathbf{r} \\ & + \frac{1}{\boldsymbol{\xi}} \cdot \oint_{\partial \nu_c} (\boldsymbol{\Lambda} \cdot \mathbf{u}_a) dS \\ & - \frac{1}{\boldsymbol{\xi}} \cdot \int_{\nu_c} (\nabla \Pi_b + \nabla p_b) d^3 \mathbf{r} + \mathbf{u}_b|_{\mathbf{r}_c} + \mathcal{M}[\mathbf{u}_b]|_{\mathbf{r}_c}. \end{aligned} \quad (75)$$

Eq. (75) describes the translational velocity of a single colloid under any transport mechanism to first order in the applied forces, which depend on the interfacial interaction potentials and osmotic equations of state, and must be determined from Eqs. (2), (21) and (25). The fields that these forces derive from are depicted schematically in Fig. 2c. Using Eq. (41) in Eq. (21), we can write the solute continuity equations as

$$\frac{\partial n_k^r}{\partial t} + \mathbf{u}_s \cdot \nabla n_k^r + \mathbf{u}_b \cdot \nabla n_k^r + \nabla \cdot \mathbf{j}_k = \Gamma_k, \quad (76)$$

where the index  $k$  runs over all solute components. In the bulk fluid, where the colloid has no influence on solute transport, solute conservation is thus governed by

$$\frac{\partial n_k^b}{\partial t} + \mathbf{u}_b \cdot \nabla n_k^b + \nabla \cdot \mathbf{j}_k^b = \Gamma_k^b, \quad (77)$$



where, instead of a subscript, we have used a superscript "b" for quantities that are already indexed. At MLTE, the bulk solute densities  $n_k^b$  evolve slowly and can hence be considered quasi-stationary when solving Eq. (22) for the local solute reservoir densities around the colloid. For a colloidal sphere with a no-slip boundary of hydrodynamic radius  $R$ , the hydrodynamic tensors are given by[1]

$$\boldsymbol{\xi} = 6\pi\eta R\mathbf{I}, \quad (78)$$

$$\boldsymbol{\mathcal{M}} = \frac{R^2}{6}\nabla^2, \quad (79)$$

$$\boldsymbol{\Lambda} = \frac{3\eta}{2R}(\hat{\mathbf{r}}\hat{\mathbf{r}} - \mathbf{I}), \quad (80)$$

$$\mathbf{U} = \frac{3}{4}\frac{R}{r}\left[\mathbf{I} + \hat{\mathbf{r}}\hat{\mathbf{r}} - \frac{1}{3}\frac{R^2}{r^2}(3\hat{\mathbf{r}}\hat{\mathbf{r}} - \mathbf{I})\right], \quad (81)$$

where  $\hat{\mathbf{r}}$  is the outward radial unit vector. With Eqs. (78) and (80), the contribution due to active swimming then takes the familiar form[22]

$$\frac{1}{\boldsymbol{\xi}} \cdot \oint_{\partial\nu_c} (\boldsymbol{\Lambda} \cdot \mathbf{u}_a) dS = -\frac{1}{4\pi R^2} \cdot \oint_{\partial\nu_c} \mathbf{u}_a dS. \quad (82)$$

As the fluid only consists of a viscous microphase, its hydrodynamic bulk stress tensor  $\boldsymbol{\sigma}_b$  has the isotropic form

$$\boldsymbol{\sigma}_b = -P_{db}\mathbf{I} + \eta\mathbf{e}_b, \quad (83)$$

where  $P_{db}$  is the hydrodynamic bulk pressure, and  $\mathbf{e}_b$  is the corresponding strain rate tensor of the bulk fluid flow velocity  $\mathbf{u}_b$ . Substituting Eq. (43) into Eq. (40), we can thus write the momentum continuity equation of the bulk fluid as

$$\rho_b\mathbf{g} - \nabla\Pi_b - \nabla p_b + \nabla \cdot \boldsymbol{\sigma}_b = 0, \quad (84)$$

Under known boundary conditions, the balance equation given by Eq. (84) is closed by Eq. (83) and can be used to determine  $\mathbf{u}_b$ . For instance, if the colloid and fluid are contained within a large closed box, then flow is prohibited in the bulk fluid, which must hence remain at hydrostatic equilibrium. In this case,  $\mathbf{u}_b = 0$  and  $\boldsymbol{\sigma}_b = 0$ , so that Eq. (84) reduces to

$$\rho_b\mathbf{g} - \nabla\Pi_b - \nabla p_b = 0, \quad (85)$$

which fixes the hydrostatic bulk pressure gradient  $\nabla p_b$  of the solvent reservoir. Noting that  $\rho_b$  is constant inside  $\mathcal{V}$ , Eq. (74) then reduces to the buoyant sedimentation velocity:

$$\mathbf{v}_b = -\frac{\mathbf{g}}{\boldsymbol{\xi}} \int_{\nu_c} \rho_b d^3\mathbf{r} = -\frac{1}{\boldsymbol{\xi}} V_c \rho_b \mathbf{g}, \quad (86)$$

where  $V_c \rho_b$  represents the mass of bulk fluid displaced by the colloid. Conversely, if the colloid and fluid are confined to a narrow, open pipe with its ends kept

at the same solvent reservoir pressure, then momentum is instead dissipated through viscous shear. In this case,  $\nabla p_b = 0$  and Eq. (74) becomes

$$\mathbf{v}_b = -\frac{1}{\xi} \cdot \int_{\nu_c} \nabla \Pi_b d^3 \mathbf{r} + \mathbf{u}_b|_{\mathbf{r}_c} + \mathcal{M}[\mathbf{u}_b]_{\mathbf{r}_c}, \quad (87)$$

where, in view of Eqs. (84), the bulk fluid flow velocity  $\mathbf{u}_b$  is now governed by the balance equation

$$\rho_b \mathbf{g} - \nabla \Pi_b + \nabla \cdot \boldsymbol{\sigma}_b = 0. \quad (88)$$

To conclude this section, we note that Eq. (75) has been derived under the assumption that the fluid consists of a viscous microphase only. Determining the motion of a single colloid becomes challenging when the fluid contains other microparticles, which turn the dynamics into a many-body interaction problem. Moreover, we have not accounted for thermal fluctuations, which can in principle be modeled separately by adding a stochastic Brownian contribution to Eq. (42) that respects a fluctuation-dissipation relation.[23] In view of the challenges posed by many-body interactions, it is worth noting that many industrial applications are not concerned with the motion of each individual colloid. Instead, the relevant dynamics can often be captured by an ensemble-averaged description, especially in colloidal suspensions where fluctuations and many-body effects may either average out or be represented by continuum-statistical driving forces. The remainder of this paper will therefore focus on developing such a continuum-statistical description of colloidal dynamics under the assumption of kinematic reversibility.

## 5 Continuum-statistical colloidal dynamics

### 5.1 Homogenization

Our goal is to close the particle number continuity equation, as given by Eq. (19), for the determination of the colloidal number density. However, colloids are not elementary components, but rather identical microparticles composed of the same solid microphase. The volume of a single colloid exceeds the continuum scale set by  $dV$ , thus rendering the colloidal number density a discontinuous distribution function at the microscale.

A continuum-statistical description of colloidal motion relies on the recovery of the continuity equations at the macroscale, which requires the suspension to be statistically homogeneous and isotropic (Fig. 3).[24] Homogeneity and isotropy are generally justified in the bulk of a suspension if the microparticles are randomly oriented and uniformly dispersed. However, these conditions may break down for highly active colloids over longer timescales, as active stresses coupled with thermal fluctuations can induce correlations in their spatial distribution and orientation, leading to strong alignment and clustering.[25] Hence, the following development will be restricted to cases where active swimming is absent and where chemical or thermal activity do not induce such correlations.




Figure 3: A representative volume element of a homogeneous, isotropic suspension at MLTE. The blue background gradient shows that the volume element is subjected to forces due to non-equilibrium boundary conditions.

To make progress, let us divide the suspension into a fixed mesh of macroscopic representative volume elements of size  $V$ . Let  $\nu_\alpha$  denote the partial region of volume  $V_\alpha$  occupied by a given microphase  $\alpha$  inside a volume element  $\mathcal{V}$  and let  $\mathbf{q}$  be a continuous quantity defined inside  $\mathcal{V}$ . If the microphase is statistically homogeneous over its partial region  $\nu_\alpha$  at the macroscale, then the ensemble average of  $\mathbf{q}$  over the microphase inside  $\mathcal{V}$  is equal to the volume average over its partial region  $\nu_\alpha$ . [24] We can therefore introduce the partial mean-field of  $\mathbf{q}$  as

$$\langle \mathbf{q} \rangle_{\nu_\alpha} = \frac{1}{V_\alpha} \int_{\nu_\alpha} \mathbf{q} d^3 \mathbf{r}. \quad (89)$$

Now consider an elementary volume  $dV$  at position  $\mathbf{r}$  inside  $\mathcal{V}$ . We define the partial mean-field of  $\mathbf{q}$  at  $\mathbf{r}$  as the average over a partial volume  $\nu_\alpha(\mathbf{r})$  centered around  $\mathbf{r}$ , which allows us to describe its local spatial variations via  $\langle \mathbf{q} \rangle_{\nu_\alpha(\mathbf{r})}$ . To leading order in the forces, we can write

$$\langle \mathbf{q} \rangle_{\nu_\alpha(\mathbf{r})} = \langle \mathbf{q} \rangle_{\nu_\alpha}, \quad (90)$$

$$\nabla \langle \mathbf{q} \rangle_{\nu_\alpha(\mathbf{r})} = \bar{\nabla} \langle \mathbf{q} \rangle_{\nu_\alpha}, \quad (91)$$

where  $\bar{\nabla}$  denotes the macroscopic gradient defined over adjacent volume elements. For the same volume element, we define the fluctuation of  $\mathbf{q}$  inside  $\nu_\alpha$  as

$$\mathbf{q}'_{\nu_\alpha} = \mathbf{q} - \langle \mathbf{q} \rangle_{\nu_\alpha}, \quad (92)$$

such that

$$\langle \mathbf{q}'_{\nu_\alpha} \rangle_{\nu_\alpha} = 0. \quad (93)$$

If  $\mathbf{q}$  represents a conserved flux, then the ensemble-averaged divergence of  $\mathbf{q}$  inside a homogeneous microphase equals the divergence of its mean-field: [24]

$$\langle \nabla \cdot \mathbf{q} \rangle_{\nu_\alpha} = \bar{\nabla} \cdot \langle \mathbf{q} \rangle_{\nu_\alpha}. \quad (94)$$

If the suspension is homogeneous and the quantity  $\mathbf{q}$  continuous over the entire volume element, then the above relations apply to the entire volume element  $\mathcal{V}$  and we can simply write

$$\langle \mathbf{q} \rangle_{\mathcal{V}} = \langle \mathbf{q} \rangle, \quad (95)$$

where  $\langle \mathbf{q} \rangle$  is the mean-field of  $\mathbf{q}$  over the volume element. This mean-field can further be expressed as a weighted sum of partial mean-fields. In terms of the partial region  $\nu_\alpha$  of a given microphase, we have

$$\langle \mathbf{q} \rangle = \gamma_\alpha \langle \mathbf{q} \rangle_{\nu_\alpha} + \tilde{\gamma}_\alpha \langle \mathbf{q} \rangle_{\tilde{\nu}_\alpha}, \quad (96)$$

where  $\gamma_\alpha = V_\alpha/V$  is the corresponding volume fraction and  $\tilde{\nu}_\alpha = \mathcal{V} \setminus \nu_\alpha$  represents the remaining region, such that  $\tilde{\gamma}_\alpha = 1 - \gamma_\alpha = (V - V_\alpha)/V$ . Finally, we recall that any quantity  $\mathbf{q}_b$  of the bulk fluid is uniform over  $\mathcal{V}$  at MLTE and therefore simply equal to its volume average over the fluid region.

## 5.2 Macroscopic continuity equations

Homogenization thus enables an ensemble-averaged description that coincides with volume averaging over a macroscopic volume element. Fluctuations that do not influence the average dynamics vanish upon averaging, whereas those that do contribute manifest as continuum-mechanical deviations from the mean-field behavior. Taking the averages of Eqs. (2) and (19) over  $\mathcal{V}$ , and using Eq. (94), the macroscopic continuity equation for energy and particle number can respectively be written as

$$\bar{\nabla} \cdot \langle \mathbf{j}_q \rangle = \langle Q \rangle, \quad (97)$$

and

$$\frac{\partial \langle n_i^r \rangle}{\partial t} + \bar{\nabla} \cdot \langle \mathbf{J}_i \rangle = \langle \Gamma_i \rangle. \quad (98)$$

As we have shown, the motion of a single colloid is naturally described by a decomposition into induced forces and bulk forces. In particular, only the bulk momentum continuity equation involves physical boundary conditions that either allow or forbid the solvent reservoir to dissipate momentum via viscous shear. To describe the continuum-statistical dynamics of colloids, however, we must consider not only the bulk of the fluid, but the entire bulk of the suspension, including all microparticles. To this end, we decompose the flow inside the suspension into a mean flow and a diffusive flow:[26]

$$\mathbf{u} = \langle \mathbf{u} \rangle + \mathbf{u}', \quad (99)$$

where  $\langle \mathbf{u} \rangle$  is the mean flow velocity, or advective velocity, of the suspension. By definition,

$$\langle \mathbf{u}' \rangle = 0. \quad (100)$$

We refer to the fluctuation  $\mathbf{u}'$  as the diffusion flow velocity, as it represents the flow velocity inside the inertial reference frame of zero mean volume flux. Averaging Eq. (4) over  $\mathcal{V}$ , and using Eq. (94), we get

$$\bar{\nabla} \cdot \langle \mathbf{u} \rangle = 0, \quad (101)$$

which also implies

$$\nabla \cdot \mathbf{u}' = 0. \quad (102)$$

Hence, both the advective flow and diffusion flow are incompressible. With Eq. (99) in Eq. (20), the particle flux of component  $i$  takes the form

$$\mathbf{J}_i = n_i^r \langle \mathbf{u} \rangle + n_i^r \mathbf{u}' + \mathbf{j}_i, \quad (103)$$

so that the corresponding mean particle flux  $\langle \mathbf{J}_i \rangle$  becomes

$$\langle \mathbf{J}_i \rangle = \langle n_i^r \rangle \langle \mathbf{u} \rangle + \langle n_i^r \mathbf{u}' \rangle + \langle \mathbf{j}_i \rangle = \langle n_i^r \rangle \langle \mathbf{u} \rangle + \mathcal{J}_i, \quad (104)$$

where  $\mathcal{J}_i = \langle n_i^r \mathbf{u}' \rangle + \langle \mathbf{j}_i \rangle$  is the mean diffusion flux, and  $\langle n_i^r \mathbf{u}' \rangle$  is the mean diffusion flow of component  $i$ .

To introduce the macroscopic colloidal component, we can consider any given species  $\lambda$  of microparticles inside the suspension, such that  $N_\lambda$  identical colloids, each of size  $V_\lambda$ , occupy a partial region  $\nu_\lambda$  of a volume element  $\mathcal{V}$ . The fluid surrounding these colloids thus occupies a partial region  $\bar{\nu}_\lambda = \mathcal{V} \setminus \nu_\lambda$  and may also comprise other species of microparticles. The volume fractions of the colloids and the fluid are denoted by  $\gamma_\lambda$  and  $\bar{\gamma}_\lambda$ , respectively, such that  $\gamma_\lambda = NV_\lambda/V$  and  $\bar{\gamma}_\lambda = 1 - \gamma_\lambda$ . As shown in appendix C, the colloidal continuity equation can be expressed as

$$\frac{\partial c_\lambda}{\partial t} + \langle \mathbf{u} \rangle \cdot \bar{\nabla} c_\lambda + \bar{\nabla} \cdot \mathcal{J}_\lambda = \Gamma_\lambda. \quad (105)$$

where  $c_\lambda$  is the colloidal number density,  $\Gamma_\lambda$  is the corresponding chemical source density and  $\mathcal{J}_\lambda = \langle n_\lambda \mathbf{u}' \rangle$  is the colloidal diffusion flux. Moreover, the corresponding diffusion velocity  $\mathbf{v}_\lambda$  can be introduced via

$$\mathcal{J}_\lambda = c_\lambda \mathbf{v}_\lambda. \quad (106)$$

Using Eqs. (98) and (104), the macroscopic continuity equation of a solute component  $k$  can be written as

$$\frac{\partial \langle n_k^r \rangle}{\partial t} + \bar{\nabla} \cdot \langle \mathbf{J}_k \rangle = \langle \Gamma_k \rangle, \quad (107)$$

$$\langle \mathbf{J}_k \rangle = \langle n_k^r \rangle \langle \mathbf{u} \rangle + \langle n_k^r \mathbf{u}' \rangle + \langle \mathbf{j}_k \rangle, \quad (108)$$

where the average number densities  $\langle n_k^r \rangle$  must evolve slowly compared to the local dynamics inside  $\mathcal{V}$ , so that a steady-state solution for the solute distribution can be obtained from Eq. (22) based on quasi-stationary values of  $\langle n_k^r \rangle$  at the boundaries of  $\mathcal{V}$ . Let  $\nu_\eta$  denote the partial region of the viscous microphase inside  $\mathcal{V}$ , such that  $\mathcal{V} = \nu_\eta \cup \nu_m$ , where  $\nu_m$  is the partial region occupied by all microparticles. As shown in appendix C, the mean diffusion flow of solute component  $k$  can be expressed in terms of the colloidal diffusion fluxes as

$$\langle n_k^r \mathbf{u}' \rangle = -\bar{V}_m \langle n_k^r \rangle_{\nu_\eta} \sum_\lambda \mathcal{J}_\lambda, \quad (109)$$

where  $\bar{V}_m = V_m / \sum_\lambda N_\lambda$  is the average volume of a microparticle inside  $\mathcal{V}$ .

Evidently, solving the macroscopic particle number continuity equations governed by Eqs. (105) and (107) requires closed forms of the advective velocity  $\langle \mathbf{u} \rangle$  and the colloidal diffusion flux  $\mathcal{J}_\lambda$ . To determine these forms, we must consider the mean-field and fluctuation of the microscopic momentum continuity equation in a homogeneous, isotropic suspension. As shown in appendix D, where the microscopic momentum continuity equation is averaged over  $\mathcal{V}$ , the macroscopic momentum balance equation takes the form

$$\langle \rho \rangle \mathbf{g} - \langle \nabla \Pi \rangle - (1 - \gamma_m) \bar{\nabla} \bar{p} + \bar{\nabla} \cdot \langle \boldsymbol{\sigma}_d \rangle = 0, \quad (110)$$

where  $\gamma_m = 1 - \gamma_\eta$  is the microparticle volume fraction and  $\bar{p}$  is the mean hydrostatic solvent reservoir pressure. The hydrodynamic stress tensor  $\langle \boldsymbol{\sigma}_d \rangle$  of the suspension is given by

$$\langle \boldsymbol{\sigma}_d \rangle = -\bar{P}_d \mathbf{I} + \bar{\eta} \langle \mathbf{e} \rangle, \quad (111)$$

where  $\bar{P}_d$  is the hydrodynamic suspension pressure,  $\bar{\eta}$  is the dynamic viscosity of the suspension, and  $\langle \mathbf{e} \rangle$  is the strain rate tensor of the advective velocity  $\langle \mathbf{u} \rangle$ . The hydrodynamic suspension pressure  $\bar{P}_d$  couples to the solvent reservoir to enforce incompressible advection according to Eq. (101). Eq. (110) can be solved for the advective velocity  $\langle \mathbf{u} \rangle$  under known boundary conditions and driving forces of advection, which can be identified as the volume-averaged gravitational force density and osmotic pressure gradient. Moreover, it is the macroscopic counterpart of Eq. (84), consistent with modeling the suspension as a homogeneous, isotropic medium. If the system boundary conditions forbid advective flow, then  $\langle \mathbf{u} \rangle = 0$  and  $\langle \boldsymbol{\sigma}_d \rangle = 0$ . Eq. (110) then reduces to

$$\langle \rho \rangle \mathbf{g} - \langle \nabla \Pi \rangle - (1 - \gamma_m) \bar{\nabla} \bar{p} = 0, \quad (112)$$

which fixes the mean hydrostatic solvent reservoir pressure gradient under purely diffusive motion inside the suspension. Conversely, if advective flow is permitted, then  $\bar{\nabla} \bar{p} = 0$  and Eq. (110) becomes

$$\langle \rho \rangle \mathbf{g} - \langle \nabla \Pi \rangle - \bar{\nabla} \cdot \langle \boldsymbol{\sigma}_d \rangle = 0. \quad (113)$$

To fully close the macroscopic continuity equations presented here, we finally require closed constitutive forms of the diffusion fluxes that govern the component distributions. For the colloids, this can be achieved by considering the continuum-mechanical momentum fluctuations under the assumption of kinematic reversibility.

## 6 Colloidal diffusion

### 6.1 Application of the Lorentz reciprocal theorem to colloidal diffusion

Diffusion occurs relative to advection and can therefore, on average, only be driven by the microscopic fluctuations of the thermodynamic forces in Eq. (16).

The momentum fluctuation continuity equation that governs colloidal diffusion is thus obtained by subtracting Eq. (110) from Eq. (16), giving

$$\mathcal{F}' + \nabla \cdot \boldsymbol{\sigma}'_d = 0, \quad (114)$$

where the primes denote continuum-mechanical fluctuations from the mean. According to Eq. (93), the fluctuation of the thermodynamic force density thus satisfies

$$\int_{\mathcal{V}} \mathcal{F}' d^3 \mathbf{r} = 0, \quad (115)$$

which can again be expressed as

$$\int_{\nu_\lambda} \mathcal{F}' d^3 \mathbf{r} = - \int_{\tilde{\nu}_\lambda} \mathcal{F}' d^3 \mathbf{r}, \quad (116)$$

where we recall that  $\nu_\lambda$  and  $\tilde{\nu}_\lambda = \mathcal{V} \setminus \nu_\lambda$  denote the partial regions occupied by the colloids and the fluid inside  $\mathcal{V}$ , respectively.

In analogy to the treatment of a single colloid, we now apply the Lorentz reciprocal theorem to the volume element  $\mathcal{V}$  under the same configuration of microparticles. For the auxiliary flow problem, whose quantities we again denote by a superscript “\*”, we consider colloidal sedimentation under a uniform body force  $\mathbf{F}_*$  applied to every colloid. As a result, the momentum continuity equation of the auxiliary flow is again given by

$$\mathbf{f}_* + \nabla \cdot \boldsymbol{\sigma}_* = 0, \quad (117)$$

with  $\mathbf{f}_* = \mathbf{F}_*/V_\lambda$  inside the colloids and zero elsewhere. Moreover, the flow induced by sedimentation is a diffusion flow, satisfying

$$\langle \mathbf{u}_* \rangle = 0. \quad (118)$$

Each colloid sediments at a given velocity that may vary across the ensemble. To determine  $\mathbf{v}_\lambda$ , we must choose the force  $\mathbf{F}_*$  such that the mean sedimentation velocity equals the colloidal diffusion velocity:

$$\langle \mathbf{u}_* \rangle_{\nu_\lambda} = \mathbf{v}_\lambda. \quad (119)$$

Under kinematic reversibility, the induced flow velocity  $\mathbf{u}_*$  of the auxiliary problem is linear in the applied force and can hence be expressed as

$$\mathbf{u}_* = \mathbf{M}_\lambda \cdot \mathbf{F}_*, \quad (120)$$

where  $\mathbf{M}_\lambda$  is the symmetric Stokes mobility tensor for colloidal sedimentation. With Eq. (119), this yields

$$\langle \mathbf{M}_\lambda \rangle_{\nu_\lambda} \cdot \mathbf{F}_* = \mathbf{v}_\lambda. \quad (121)$$

In a homogeneous, isotropic colloidal suspension, the average mobility tensor of the colloids must reduce to a scalar,[16] such that

$$\xi_\lambda \langle \mathbf{M} \rangle_{\nu_\lambda} = \mathbf{I}, \quad (122)$$

where  $\xi_\lambda$  is the friction coefficient of the colloids. With Eqs. (120), (121) and (122), the applied force  $\mathbf{F}_*$  and flow velocity  $\mathbf{u}_*$  are hence related to the colloidal velocity  $\mathbf{v}_\lambda$  via the linear relations:

$$\mathbf{F}_* = \xi_\lambda \mathbf{v}_\lambda, \quad (123)$$

$$\mathbf{u}_* = \mathbf{U}_\lambda \cdot \mathbf{v}_\lambda, \quad (124)$$

where  $\mathbf{U}_\lambda = \xi_\lambda \mathbf{M}_\lambda$  is the symmetric Stokes flow tensor for colloidal sedimentation. Based on Eqs. (118) and (119), this flow tensor must satisfy

$$\langle \mathbf{U}_\lambda \rangle = 0, \quad (125)$$

$$\langle \mathbf{U}_\lambda \rangle_{\nu_\lambda} = \mathbf{I}, \quad (126)$$

which, when used with Eq. (96), also gives

$$\tilde{\gamma}_\lambda \langle \mathbf{U}_\lambda \rangle_{\tilde{\nu}_\lambda} = (\tilde{\gamma}_\lambda - 1) \mathbf{I}. \quad (127)$$

Repeating the steps presented in appendix B, the Lorentz reciprocal theorem then yields an expression similar to Eq. (55):

$$\underbrace{\int_{\mathcal{V}} \mathbf{u}_* \cdot \mathcal{F}' d^3 \mathbf{r}}_{I_1} - \underbrace{\int_{\mathcal{V}} \mathbf{u}' \cdot \mathbf{f}_* d^3 \mathbf{r}}_{I_2} = \underbrace{\int_{\mathcal{V}} \nabla \cdot (\mathbf{u}' \cdot \boldsymbol{\sigma}_* - \mathbf{u}_* \cdot \boldsymbol{\sigma}_d) d^3 \mathbf{r}}_{I_3}, \quad (128)$$

where, based on Eqs. (116) and (123), the first two integrals can be written as

$$I_1 = \mathbf{v}_\lambda \cdot \int_{\tilde{\nu}_\lambda} (\mathbf{U}_\lambda - \mathbf{I}) \cdot \mathcal{F}' d^3 \mathbf{r}, \quad (129)$$

$$I_2 = N_\lambda \xi_\lambda \mathbf{v}_\lambda \cdot \mathbf{v}_\lambda. \quad (130)$$

Since active swimming is ignored to preserve homogeneity and isotropy, the symmetry argument based on Eq. (61) leads to full cancellation of tangential slip velocity terms on the closed boundaries of all microparticles inside  $\mathcal{V}$ . Applying Gauss' theorem,  $I_3$  therefore reduces to

$$I_3 = \oint_{\partial \mathcal{V}} (\mathbf{u}' \cdot \boldsymbol{\sigma}_* - \mathbf{u}_* \cdot \boldsymbol{\sigma}_d) \cdot \mathbf{n} dS. \quad (131)$$

In a colloidal suspension, the vanishing of integral  $I_3$  can no longer be justified by decay of the flow and stress fields. However, as the suspension is homogeneous, the diffusion flow and its corresponding hydrodynamic stress are statistically invariant along the line of motion of the colloids. This invariance ensures that the surface integral of each term in Eq. (131) vanishes over the boundary  $\partial \mathcal{V}$  of a volume element, such that

$$I_3 = 0. \quad (132)$$

Substituting Eqs. (129), (130) and (132) into (128) then yields

$$\mathbf{v}_\lambda \cdot \int_{\tilde{\nu}_\lambda} (\mathbf{U}_\lambda - \mathbf{I}) \cdot \mathcal{F}' d^3 \mathbf{r} - N_\lambda \xi_\lambda \mathbf{v}_\lambda \cdot \mathbf{v}_\lambda = 0. \quad (133)$$



In a homogeneous, isotropic suspension, the integral over the fluid region in Eq. (133) must align with the diffusive velocity  $\mathbf{v}_\lambda$ . In view of Eq. (126), this also implies that the integral can be extended to the region occupied by the colloids, such that

$$\int_{\tilde{\mathcal{V}}_\lambda} (\mathbf{U}_\lambda - \mathbf{I}) \cdot \mathcal{F}' d^3\mathbf{r} = \int_{\mathcal{V}} (\mathbf{U}_\lambda - \mathbf{I}) \cdot \mathcal{F}' d^3\mathbf{r}. \quad (134)$$

As a result, the colloidal diffusion velocity takes the form

$$\mathbf{v}_\lambda = \frac{1}{N_\lambda \xi_\lambda} \int_{\mathcal{V}} (\mathbf{U}_\lambda - \mathbf{I}) \cdot \mathcal{F}' d^3\mathbf{r}. \quad (135)$$

To obtain an expression for the colloidal diffusion flux, we multiply Eq. (135) by the colloidal number density  $c_\lambda = N_\lambda/V$ , giving

$$\mathcal{J}_\lambda = \frac{1}{\xi_\lambda} \langle (\mathbf{U}_\lambda - \mathbf{I}) \cdot \mathcal{F}' \rangle. \quad (136)$$

The connection to Onsager reciprocity becomes evident from Eq. (136) when the applied thermodynamic forces are assumed uniform over  $\mathcal{V}$ , as discussed earlier in the context of Eqs. (30) and (31). In this case, using Eq. (30), the fluctuation of the thermodynamic force density can be written as

$$\mathcal{F}' = -h' \frac{\nabla T}{T} + \sum_i n'_i (\mathbf{F}_i - \nabla_T \mu_i), \quad (137)$$

where  $h'$  and  $n'_i$  are the fluctuations of the modified enthalpy density and component number densities, respectively. Substitution into Eq. (136) then gives

$$\mathcal{J}_\lambda = -\mathbf{L}_{\lambda q} \cdot \frac{\nabla T}{T} + \mathbf{L}_{\lambda i} \cdot (\mathbf{F}_i - \nabla_T \mu_i). \quad (138)$$

with

$$\mathbf{L}_{\lambda q} = \mathbf{L}_{q\lambda} = \frac{1}{\xi_\lambda} \langle (\mathbf{U}_\lambda - \mathbf{I}) h' \rangle, \quad (139)$$

$$\mathbf{L}_{\lambda i} = \mathbf{L}_{i\lambda} = \frac{1}{\xi_\lambda} \sum_i \langle (\mathbf{U}_\lambda - \mathbf{I}) n'_i \rangle. \quad (140)$$

The tensors  $\mathbf{L}_{\lambda q}$  and  $\mathbf{L}_{\lambda i}$  thus quantify the diffusion flow of heat and fluid component particles resulting from a uniform body force applied to the colloids, thereby reflecting an Onsager-like reciprocal symmetry. Due to the thermodynamic fluctuation balance given by Eq. (116), these tensors take forms that relate the fluctuations in the fluid region to the Stokes flow  $\mathbf{U}_\lambda - \mathbf{I}$  in the rest frame of the colloids.

## 6.2 Continuum-statistical formulation of colloidal diffusion

Although the momentum fluctuation continuity equation given by Eq. (114) is the main prerequisite for determining the colloidal flux from the Lorentz

reciprocal theorem, the derived result given by Eq. (136) is not yet expressed in terms of the continuum-statistical forces induced by the colloids. Therefore, let us re-express the fluctuation  $\mathcal{F}'$  in terms of the applied hydrostatic force density and its mean-field. Substituting  $\mathcal{F}' = \mathcal{F} - \langle \mathcal{F} \rangle$  into Eq. (136), and using Eqs. (189), (190) and (127), we obtain

$$\mathcal{J}_\lambda = \frac{1}{\xi_\lambda} \langle (\mathbf{U}_\lambda - \mathbf{I}) \cdot \mathcal{F} \rangle + \frac{1}{\xi_\lambda} (\langle \rho \rangle \mathbf{g} - \bar{\nabla} \bar{P}_s), \quad (141)$$

where  $\bar{P}_s$  is the hydrostatic suspension pressure. The first term in Eq. (141) only refers to the fluid region, where, according to Eq. (35), the thermodynamic force density  $\mathcal{F}_f$  can be decomposed into a bulk contribution  $\mathcal{F}_b$  and an excess contribution  $\mathcal{F}_{\text{ex}}$  induced by the colloids. As there is no statistical correlation between the induced Stokes flow and the thermodynamic force density in the bulk fluid, the first term in Eq. (141) becomes

$$\frac{1}{\xi_\lambda} \langle (\mathbf{U}_\lambda - \mathbf{I}) \cdot \mathcal{F} \rangle = \frac{1}{\xi_\lambda} \langle (\mathbf{U}_\lambda - \mathbf{I}) \cdot \mathcal{F}_{\text{ex}} \rangle - \frac{1}{\xi_\lambda} \mathcal{F}_b, \quad (142)$$

where we again used Eq. (127). Since the bulk fluid is also overall electroneutral over  $\mathcal{V}$ , we can write

$$\mathcal{F}_b = \rho_b \mathbf{g} - \bar{\nabla} \bar{P}_{sb}, \quad (143)$$

where  $\bar{P}_{sb}$  is the mean hydrostatic bulk fluid pressure, which corresponds to the hydrostatic suspension pressure when the colloids inside  $\mathcal{V}$  are absent. The colloidal osmotic pressure  $\Pi_\lambda$ , which only depends on the osmotic equation of state of the colloids, can now be identified as the difference between the hydrostatic suspension pressure and the mean hydrostatic bulk fluid pressure:

$$\Pi_\lambda = \bar{P}_s - \bar{P}_{sb}. \quad (144)$$

Using Eqs. (142) - (144) in (141), the colloidal diffusion flux takes the form

$$\mathcal{J}_\lambda = \frac{1}{\xi_\lambda} \langle (\mathbf{U}_\lambda - \mathbf{I}) \cdot \mathcal{F}_{\text{ex}} \rangle + \frac{1}{\xi_\lambda} ((\langle \rho \rangle - \rho_b) \mathbf{g} - \bar{\nabla} \Pi_\lambda). \quad (145)$$

Unlike Eq. (136), Eq. (145) now describes colloidal diffusion based purely on the colloidal equation of state and local correlations between the thermodynamic forces and the induced Stokes flow. Substituting the expression of  $\mathcal{F}_{\text{ex}}$  given by Eq. (154) into Eq. (145) finally yields

$$\begin{aligned} \mathcal{J}_\lambda = & \frac{1}{\xi_\lambda} \langle (\mathbf{U}_\lambda - \mathbf{I}) \cdot (\omega_{\text{ex}} \mathbf{E} + \omega_b \mathbf{E}_{\text{ex}} - \nabla \Pi_{\text{ex}}) \rangle \\ & + \frac{\gamma_\lambda}{\xi_\lambda} (\langle \rho \rangle_{\nu_\lambda} - \rho_b) \mathbf{g} + \frac{1}{\xi_\lambda} \langle \rho_{\text{ex}} \mathbf{U} \rangle \cdot \mathbf{g} - \frac{1}{\xi_\lambda} \bar{\nabla} \Pi_\lambda, \end{aligned} \quad (146)$$

where we recall that, by definition, the excess mass density  $\rho_{\text{ex}}$  of the fluid is zero inside the colloids, and that according to Eq. (70), the local excess

osmotic pressure gradient  $\nabla \Pi_{\text{ex}}$  is evaluated at constant interfacial interaction potentials.

The form of the colloidal diffusion flux given by Eq. (146) applies to any chosen species  $\lambda$  of microparticles, with the corresponding fluid defined accordingly. The first term in Eq. (146) represents force-free phoretic motion, the second term describes buoyant sedimentation, and the third term accounts for the hydrodynamic drag caused by the sedimenting interfacial excess of fluid around the colloids. The terms in Eq. (146) are hence very similar to the ones of the instantaneous velocity of a single colloid, as given by the continuum mechanical result of Eq. (75). However, Eq. (146) contains an additional, continuum-statistical term, which accounts for thermal fluctuations and hydrostatic many-body interactions by driving colloids to lower colloidal osmotic pressure  $\Pi_\lambda$ . [7] Moreover, hydrodynamic bulk forces, which led to a Faxén-type correction for a single colloid in Eq. (75), are now modeled as continuum-statistical corrections to both the colloidal friction coefficient  $\xi_\lambda$  and the suspension's dynamic viscosity  $\bar{\eta}$ , each depending on the microparticle volume fraction. [16, 27]

In the limit of high dilution, when all microparticle species are only present at low concentrations, we can consider a single colloid inside  $\mathcal{V}$ , surrounded by a fluid that only consists of a viscous microphase whose bulk is electroneutral ( $\omega_b = 0$ ). If the colloidal osmotic pressure is ignored, then the diffusion velocity obtained from Eq. (146) simply reduces to

$$\begin{aligned} \mathbf{v}_\lambda = & \frac{1}{\xi_\lambda} \int_{\bar{\nu}_\lambda} (\mathbf{U}_\lambda - \mathbf{I}) \cdot (\omega_{\text{ex}} \mathbf{E} - \nabla \Pi_{\text{ex}}) d^3 \mathbf{r} \\ & + \frac{1}{\xi_\lambda} \int_{\nu_\lambda} \rho d^3 \mathbf{r} \mathbf{g} - \frac{1}{\xi_\lambda} V_\lambda \rho_b \mathbf{g} + \frac{1}{\xi_\lambda} \int_{\bar{\nu}_\lambda} \rho_{\text{ex}} \mathbf{U}_\lambda d^3 \mathbf{r} \cdot \mathbf{g}, \end{aligned} \quad (147)$$

which precisely coincides with the continuum-mechanical result obtained for a single colloid, as given by Eq. (75), when active swimming is ignored and the bulk fluid is assumed at hydrostatic equilibrium.

Eq. (146) provides a complete description of colloidal diffusion to first order in the applied forces and thereby closes our continuum-statistical framework for colloidal motion. The reciprocal character of Eq. (146) is evident from the fact that the expression only involves the auxiliary Stokes flow induced by colloidal sedimentation. Eq. (146) is also consistent with a previously presented approach based on an Onsager reciprocity within the theory of non-equilibrium thermodynamics, which was used in the limit of infinite dilution to generalize the Henry function for electrophoresis and the Ruckenstein function for thermophoresis to arbitrary hydrodynamic boundary conditions and interfacial layer thicknesses. [6] Furthermore, Eq. (146) has been shown to align with mesoscale-molecular simulations [28] and successfully describes experimental measurements on thermophoresis of DNA without any free fitting parameters. [29] The continuum-statistical framework presented here extends this result to suspensions containing multiple species of microparticles and incorporates advective transport via the macroscopic momentum continuity equation.

## 7 Discussion and conclusion

To summarize, we have derived a closed set of microscopic and macroscopic continuity equations for the description of colloidal dynamics under kinematic reversibility in a homogeneous and isotropic suspension. Solving these continuity equations requires knowledge of boundary conditions, osmotic equations of state, and transport properties including dynamic viscosity, thermal conductivity, and electric permittivity. However, our framework does not rely on the actual microscopic flow and subsequent hydrodynamic effects on particle motion, which are often difficult to determine theoretically and expensive to simulate computationally. To first order in the applied forces, the underlying principle of kinematic reversibility instead implies that only the induced flow and hydrodynamic stress of the auxiliary Stokes problem are required to compute the corresponding diffusion fluxes.

In particular, we have shown that the colloidal continuity equation is governed by a closed continuum-statistical form of the diffusion flux, as given by Eq. (146). Hence, only the solute diffusion fluxes retain their phenomenological character, as expressed by Eq. (31):

$$\mathbf{j}_k = -L_{kq} \frac{\nabla T}{T} + \sum_i L_{ki} (\mathbf{F}_i - \nabla_T \mu_i). \quad (148)$$

The phenomenological Onsager coefficients  $L_{kq}$  and  $L_{ki}$  can be determined experimentally and are well known for ionic solutes of common salts[30]. Moreover, since there is a clear difference in number density between the solutes and the solvent, one may also consider using Eq. (146) to compute the solute diffusion flux, by scaling the continuum approximation down to the nanoscale. In fact, an early study, where Onsager symmetry was used to describe cross-coupling phenomena based on the Stokes flow around a spherical particle, was reported by Agar et al. and applied to thermophoresis of ionic solutes.[30] The deviations between theoretical predictions and experimental values found in this work were explained by the inaccuracy of the Born model used to determine the excess enthalpy of hydration, but might also be due to the fact that small solutes may have sizes comparable to water molecules, leading to a break down of the continuum approximation and the condition of local thermodynamic equilibrium in the high Knudsen number regime.

In conclusion, we have shown that the principle of kinematic reversibility is essential for the application of reciprocal arguments to colloidal motion, and that the solvent reservoir response must be analyzed carefully to determine the driving forces behind diffusion and advection. Overall, the presented framework offers a novel approach to the continuum-statistical simulation of colloidal motion, by solving two separate auxiliary problems: An equilibrium-statistical problem to determine the osmotic equations of state and local component distributions, and a continuum-mechanical problem to compute the Stokes flow and applied forces. The linear-response assumption underlying this approach does not seem overly restrictive, given that fluxes are almost always assumed to be linear in the applied forces in the study of advection–diffusion problems.

## 8 Acknowledgments

The author acknowledges helpful discussions with Daan Frenkel.

## A Decoupling of the induced thermodynamic forces from the bulk fluid.

According to Eq. (26), the thermodynamic force density  $\mathcal{F}_c$  inside the colloids can be expressed as

$$\mathcal{F}_c = \rho_c \mathbf{g} + \omega_c \mathbf{E} - \nabla \Pi_c, \quad (149)$$

where the notation indicates that the densities  $\rho_c$  and  $\omega_c$  couple to the corresponding vector fields  $\mathbf{g}$  and  $\mathbf{E}$  inside the colloids. Based on Eqs. (15) and (26), we can also write the force density  $\mathcal{F}_b$  inside the bulk fluid as

$$\mathcal{F}_b = \mathbf{f}_b - \nabla P_{sb} \quad (150)$$

$$= \rho_b \mathbf{g} + \omega_b \mathbf{E}_b - \nabla \Pi_b - \nabla p_b, \quad (151)$$

where the subscript "b" refers to the corresponding bulk quantities of the fluid when there are no colloids inside  $\mathcal{V}$ . In view of Eq. (14),  $P_{sb}$  represents the hydrostatic pressure of the bulk fluid, given by

$$P_{sb} = \Pi_b + p_b. \quad (152)$$

Note that bulk quantities depend on boundary conditions, which allow the considered volume element  $\mathcal{V}$  to interact with neighboring volume elements that may also contain colloids. Similarly, based on Eq. (26), the excess force density  $\mathcal{F}_{\text{ex}}$  of the fluid takes the form

$$\mathcal{F}_{\text{ex}} = \rho_{\text{ex}} \mathbf{g} + \omega_{\text{ex}} \mathbf{E} + \omega_b \mathbf{E}_{\text{ex}} - \nabla \Pi_{\text{ex}} - \nabla p_{\text{ex}}, \quad (153)$$

where we also used  $(\omega \mathbf{E})_{\text{ex}} = \omega \mathbf{E} - \omega_b \mathbf{E}_b = \omega_{\text{ex}} \mathbf{E} + \omega_b \mathbf{E}_{\text{ex}}$ . According to Eq. (28), an excess osmotic pressure gradient  $\nabla \Pi_{\text{ex}}$  can either arise from an interfacial excess in the densities  $h$  and  $n_i$  within the fluid around the colloids, or from interfacial deviations of the thermodynamic forces  $\nabla T/T$  and  $\nabla_T \mu_i$  from their bulk values due to interfacial boundary conditions. In Eq. (153), the term  $\nabla p_{\text{ex}}$  represents the solvent reservoir's hydrostatic response to the colloids inside  $\mathcal{V}$ . As this response can only enforce a hydrostatic equilibrium around static colloids, it cannot act as a driving force of colloidal motion. We can therefore omit this term in Eq. (153) and simply write

$$\mathcal{F}_{\text{ex}} = \rho_{\text{ex}} \mathbf{g} + \omega_{\text{ex}} \mathbf{E} + \omega_b \mathbf{E}_{\text{ex}} - \nabla \Pi_{\text{ex}}. \quad (154)$$

To evidence this, one can consider a spherical colloid that acts as a chemically active monopole due to a reaction with uniformly dispersed solute. The excess solute osmotic pressure gradient induced around such a monopole is radially symmetric, neither driving flow, nor exerting a net hydrostatic force on the

colloid. Accordingly, the solvent can induce a hydrostatic response normal to the static surface of the colloid to balance this excess osmotic pressure gradient, without inducing motion. However, if this hydrostatic equilibrium is broken by a chemical dipole, then the corresponding dipolar contribution to the excess osmotic pressure gradient will induce motion and hence remain unbalanced by the solvent reservoir. With Eqs. (34) - (154), the thermodynamic force density now takes the form

$$\mathcal{F} = \mathcal{F}_\delta + \mathcal{F}_b, \quad (155)$$

$$\mathcal{F}_\delta = \rho_\delta \mathbf{g} + \omega_\delta \mathbf{E} + \omega_b \mathbf{E}_{\text{ex}} - \nabla \Pi_\delta, \quad (156)$$

where  $\mathcal{F}_\delta$  represents the thermodynamic force density induced by the colloids inside  $\mathcal{V}$ .

## B Derivation of the Lorentz reciprocal theorem

Following standard reciprocal arguments[1, 31], we contract the momentum continuity equation of each problem with the velocity field of the other. Since both contractions vanish, equating them yields

$$\mathbf{u}_\delta \cdot (\mathbf{f}_* + \nabla \cdot \boldsymbol{\sigma}_*) = \mathbf{u}_* \cdot (\mathcal{F}_\delta + \nabla \cdot \boldsymbol{\sigma}_\delta). \quad (157)$$

Collecting the terms related to hydrodynamic stresses  $\boldsymbol{\sigma}_\delta$  and  $\boldsymbol{\sigma}_*$  on the right-hand side, we obtain

$$\mathbf{u}_* \cdot \mathcal{F}_\delta - \mathbf{u}_\delta \cdot \mathbf{f}_* = \mathbf{u}_\delta \cdot (\nabla \cdot \boldsymbol{\sigma}_*) - \mathbf{u}_* \cdot (\nabla \cdot \boldsymbol{\sigma}_\delta). \quad (158)$$

Each term on the right-hand side can further be rewritten using the identity

$$\mathbf{u} \cdot (\nabla \cdot \boldsymbol{\sigma}) = \nabla \cdot (\mathbf{u} \cdot \boldsymbol{\sigma}) - \boldsymbol{\sigma} : \nabla \mathbf{u}, \quad (159)$$

yielding

$$\begin{aligned} \mathbf{u}_* \cdot \mathcal{F}_\delta - \mathbf{u}_\delta \cdot \mathbf{f}_* &= \nabla \cdot (\mathbf{u}_\delta \cdot \boldsymbol{\sigma}_* - \mathbf{u}_* \cdot \boldsymbol{\sigma}_\delta) \\ &\quad + \boldsymbol{\sigma}_\delta : \nabla \mathbf{u}_* - \boldsymbol{\sigma}_* : \nabla \mathbf{u}. \end{aligned} \quad (160)$$

The Lorentz reciprocal theorem relies on the symmetry of the last two terms in Eq. (160). Let us consider the term  $\boldsymbol{\sigma}_\delta : \nabla \mathbf{u}_*$ . Using the incompressibility condition given by Eq. (4) and the constitutive form of the hydrodynamic stress given by Eq. (12) in both flow problems, this term can be expressed as

$$\boldsymbol{\sigma}_\delta : \nabla \mathbf{u}_* = \dot{\boldsymbol{\Sigma}}_\delta : \nabla \mathbf{u}_* + 2\eta \mathbf{e}_\delta : \mathbf{e}_*, \quad (161)$$

As the dynamic viscosity  $\eta$  is the same in both flow problems under kinematic reversibility, the last term on the right-hand side is symmetric in the interchange of  $\mathbf{e}_\delta$  and  $\mathbf{e}_*$ , we can write

$$\boldsymbol{\sigma}_\delta : \nabla \mathbf{u}_* - \boldsymbol{\sigma}_* : \nabla \mathbf{u}_\delta = \dot{\boldsymbol{\Sigma}}_\delta : \nabla \mathbf{u}_* - \dot{\boldsymbol{\Sigma}}_* : \nabla \mathbf{u}_\delta. \quad (162)$$

However, the terms on the right-hand side only refer to regions of  $\mathcal{V}$  occupied by a solid microphase, inside which flow velocity gradients are forbidden. For a single colloid, this simply corresponds to the region occupied by this colloid. Hence,

$$\boldsymbol{\sigma}_d : \nabla \mathbf{u}_* - \boldsymbol{\sigma}_* : \nabla \mathbf{u}_\delta = 0, \quad (163)$$

and Eq. (160) reduces to

$$\mathbf{u}_* \cdot \mathcal{F}_\delta - \mathbf{u}_\delta \cdot \mathbf{f}_* = \nabla \cdot (\mathbf{u}_\delta \cdot \boldsymbol{\sigma}_* - \mathbf{u}_* \cdot \boldsymbol{\sigma}_\delta). \quad (164)$$

This equation is then integrated over the representative region  $\mathcal{V}$ , giving

$$\int_{\mathcal{V}} \mathbf{u}_* \cdot \mathcal{F}_\delta d^3 \mathbf{r} - \int_{\mathcal{V}} \mathbf{u}_\delta \cdot \mathbf{f}_* d^3 \mathbf{r} = \int_{\mathcal{V}} \nabla \cdot (\mathbf{u}_\delta \cdot \boldsymbol{\sigma}_* - \mathbf{u}_* \cdot \boldsymbol{\sigma}_\delta) d^3 \mathbf{r}, \quad (165)$$

which coincides with Eq. (55).

## C Derivation of the macroscopic continuity equations for colloid and solute number

Since interfacial potential interactions can only redistribute component particles of a solid microphase, the partial volume averages of the component number densities of a given solid microphase satisfy

$$\langle n_i \rangle_{\nu_\alpha} = \langle n_i^r \rangle_{\nu_\alpha}. \quad (166)$$

In view of Eq. (166), we can write the number of constituent component particles per colloid as

$$\mathcal{N}_\lambda = \frac{V}{N_\lambda} \sum_j \langle n_j^r \rangle, \quad (167)$$

where the index  $j$  runs over all components that are part of the solid microphase of the colloids. Assuming that the composition of a colloid remains largely insensitive to chemical reactions on its surface, such that  $\mathcal{N}_\lambda$  remains constant, we can define the colloidal component via the relations

$$n_\lambda = \frac{1}{\mathcal{N}_\lambda} \sum_j n_j^r, \quad \mathbf{J}_\lambda = \frac{1}{\mathcal{N}_\lambda} \sum_j \mathbf{J}_j, \quad (168)$$

and separately introduce a corresponding chemical source density  $\Gamma_\lambda$  at the macroscale. Moreover, we introduce the number density  $c_\lambda$  and particle flux  $\mathbf{J}_\lambda$  of the colloids via

$$c = \langle n_\lambda \rangle, \quad \mathbf{J} = \langle \mathbf{J}_\lambda \rangle. \quad (169)$$

With Eqs. (98), (103) and (169), the continuity equation of the colloidal component thus becomes

$$\frac{\partial c_\lambda}{\partial t} + \bar{\nabla} \cdot \mathbf{J}_\lambda = \Gamma_\lambda, \quad (170)$$

where the colloidal flux  $\mathbf{J}_\lambda$  can be written as

$$\mathbf{J}_\lambda = c_\lambda \langle \mathbf{u} \rangle + \mathcal{J}_\lambda. \quad (171)$$

Substituting Eq. (171) into Eq. (170) and using (101), the colloidal continuity equation can also be rewritten as

$$\frac{\partial c_\lambda}{\partial t} + \langle \mathbf{u} \rangle \cdot \bar{\nabla} c_\lambda + \bar{\nabla} \cdot \mathcal{J}_\lambda = \Gamma_\lambda. \quad (172)$$

The constituent particles of a colloid are chemically bound and therefore cannot undergo microscopic diffusion ( $\mathbf{j}_\lambda = 0$ ). The diffusion flux  $\mathcal{J}_\lambda$  of the colloids is therefore a pure diffusion flow, such that

$$\mathcal{J}_\lambda = \langle n_\lambda \mathbf{u}' \rangle = c_\lambda \mathbf{v}_\lambda, \quad (173)$$

where we have introduced the diffusion velocity  $\mathbf{v}_\lambda$  of the colloids via

$$\mathbf{v}_\lambda = \frac{\langle n_\lambda \mathbf{u}' \rangle}{\langle n_\lambda \rangle} = \langle \mathbf{u}' \rangle_{\nu_\lambda}. \quad (174)$$

To relate the mean solute diffusion flows to the colloidal diffusion fluxes, we use Eqs. (100) and (96) to obtain

$$\langle n_k^r \mathbf{u}' \rangle = -\gamma_m \langle n_k^r \rangle_{\nu_\eta} \langle \mathbf{u}' \rangle_{\nu_m}, \quad (175)$$

where  $\gamma_m = 1 - \gamma_\eta$  is the microparticle volume fraction. Moreover, we can relate the mean diffusion flow velocity of the microparticles to the colloidal diffusion fluxes via

$$\langle \mathbf{u}' \rangle_{\nu_m} = \frac{V}{\sum_\lambda N_\lambda} \sum_\lambda \mathcal{J}_\lambda. \quad (176)$$

Upon substitution into Eq. (175), and noting that all microparticles occupy a region  $\nu_m$  of partial volume  $V_m$ , the mean diffusion flow of solute component  $k$  in terms of the colloidal diffusion fluxes becomes

$$\langle n_k^r \mathbf{u}' \rangle = -\bar{V}_m \langle n_k^r \rangle_{\nu_\eta} \sum_\lambda \mathcal{J}_\lambda, \quad (177)$$

where  $\bar{V}_m = V_m / \sum_\lambda N_\lambda$  is the average volume of a microparticle inside  $\mathcal{V}$ . Using Eq. (177) in Eq. (108), and substituting into (107), the macroscopic continuity equation of solute component  $k$  thus takes the form

$$\frac{\partial \langle n_k^r \rangle}{\partial t} + \langle \mathbf{u} \rangle \cdot \bar{\nabla} \langle n_k^r \rangle - \bar{\nabla} \cdot \left( \bar{V}_m \langle n_k^r \rangle_{\nu_\eta} \sum_\lambda \mathcal{J}_\lambda \right) + \bar{\nabla} \cdot \langle \mathbf{j}_k \rangle = \langle \Gamma_k \rangle, \quad (178)$$

which can be used to study the evolution of the volume-averaged solute reservoir densities that determine the boundary conditions for the local steady-state distributions within a given volume element.



## D Derivation of the macroscopic momentum continuity equation

Averaging the microscopic momentum continuity equation, as given by Eq. (3), over a volume element  $\mathcal{V}$ , and using Eq. (94), we obtain

$$\langle \mathbf{f} \rangle + \bar{\nabla} \cdot \langle \boldsymbol{\sigma} \rangle = 0. \quad (179)$$

Due to the condition of overall electroneutrality, Eq. (27) implies that only gravitational forces contribute to the net body force acting on  $\mathcal{V}$ , such that

$$\langle \mathbf{f} \rangle = \langle \rho \rangle \mathbf{g}. \quad (180)$$

In view of Eq. (6), the macroscopic suspension stress tensor  $\langle \boldsymbol{\sigma} \rangle$  decomposes into a scalar contribution and a shear stress. Using an overbar to denote macroscopic suspension properties, we can therefore write

$$\langle \boldsymbol{\sigma} \rangle = -\bar{P} \mathbf{I} + \bar{\boldsymbol{\Sigma}}, \quad (181)$$

where  $\bar{P}$  is the suspension pressure and  $\bar{\boldsymbol{\Sigma}}$  is the suspension shear stress tensor. Since the suspension is homogeneous and isotropic, its shear stress tensor must have a purely viscous form:

$$\bar{\boldsymbol{\Sigma}} = \bar{\eta} \langle \mathbf{e} \rangle, \quad (182)$$

where

$$\langle \mathbf{e} \rangle = \frac{1}{2} (\bar{\nabla} \langle \mathbf{u} \rangle + \bar{\nabla}^\dagger \langle \mathbf{u} \rangle). \quad (183)$$

is the strain rate tensor of the advective velocity  $\langle \mathbf{u} \rangle$ , and  $\bar{\eta}$  is the dynamic viscosity of the suspension, which can be determined from hydrodynamic considerations.<sup>[27]</sup>

In analogy to Eq. (13), the suspension pressure can further be decomposed into a hydrostatic pressure  $\bar{P}_s$ , and a hydrodynamic pressure  $\bar{P}_d$  that vanishes in the absence of advection:

$$\bar{P} = \bar{P}_s + \bar{P}_d. \quad (184)$$

We can now introduce the net osmotic pressure  $\bar{\Pi}$  of the suspension as

$$\bar{P}_s = \bar{\Pi} + \bar{p}, \quad (185)$$

where

$$\bar{p} = \langle p \rangle_{\nu_\eta} \quad (186)$$

is the mean hydrostatic solvent reservoir pressure, defined over the entire volume element. Using Eqs. (180) - (182), (184) and (185) in Eq. (179), the macroscopic momentum continuity equation becomes

$$\langle \rho \rangle \mathbf{g} - \bar{\nabla} \bar{\Pi} - \bar{\nabla} \bar{p} + \bar{\nabla} \cdot (-\bar{P}_d \mathbf{I} + \bar{\eta} \langle \mathbf{e} \rangle) = 0. \quad (187)$$

Alternatively, we can use Eq. (16) to re-express Eq. (179) in terms of the thermodynamic force density  $\mathcal{F}$  and the hydrodynamic stress tensor  $\boldsymbol{\sigma}_d$ . Averaging

Eq. (16) over  $\mathcal{V}$ , and using Eq. (94), the alternative and final form of the macroscopic momentum continuity equation becomes

$$\langle \mathcal{F} \rangle + \bar{\nabla} \cdot \langle \boldsymbol{\sigma}_d \rangle = 0, \quad (188)$$

which is an equivalent form of Eq. (179). With Eq. (15), the volume-averaged thermodynamic force density can be written as

$$\langle \mathcal{F} \rangle = \langle \rho \rangle \mathbf{g} - \langle \nabla P_s \rangle. \quad (189)$$

For consistency between Eqs. (188) and (187), we therefore require that

$$\langle \nabla P_s \rangle = \bar{\nabla} \bar{P}_s, \quad (190)$$

$$\langle \boldsymbol{\sigma}_d \rangle = -\bar{P}_d \mathbf{I} + \bar{\eta} \langle \mathbf{e} \rangle. \quad (191)$$

Hence, the hydrostatic pressure forces inside  $\mathcal{V}$  must average to the hydrostatic suspension pressure gradient, and the volume average of the microscopic hydrodynamic stress must reduce to a purely isotropic, viscous form. Since the hydrostatic solvent reservoir pressure  $p$  is only defined inside the viscous microphase, we can use Eqs. (96) and (94) to write

$$\langle \nabla p \rangle = \gamma_\eta \bar{\nabla} \bar{p}, \quad (192)$$

Furthermore, with Eqs. (14) and (185), Eq. (190) can also be expressed as  $\langle \nabla \Pi \rangle + \langle \nabla p \rangle = \bar{\nabla} \bar{\Pi} + \bar{\nabla} \bar{p}$ . With this and Eq. (192), we find

$$\bar{\nabla} \bar{\Pi} = \langle \nabla \Pi \rangle - \gamma_m \bar{\nabla} \bar{p}. \quad (193)$$

Using Eqs. (193), (192) and (190) in Eq. (189), we obtain

$$\langle \mathcal{F} \rangle = \langle \rho \rangle \mathbf{g} - \langle \nabla \Pi \rangle - (1 - \gamma_m) \bar{\nabla} \bar{p}, \quad (194)$$

showing that the volume-averaged gravitational force density and osmotic pressure gradient can act as driving forces of advection inside the suspension. With Eqs. (188), (191) and (194), we have derived the form of the macroscopic momentum continuity equation given by Eq. (110).

## References

- [1] John Happel and Howard Brenner. *Low Reynolds number hydrodynamics: with special applications to particulate media*, volume 1. Springer Science & Business Media, 2012.
- [2] Sybren Ruurds De Groot and Peter Mazur. *Non-equilibrium thermodynamics*. Courier Corporation, 2013.
- [3] Lars Onsager. Reciprocal relations in irreversible processes. i. *Physical review*, 37(4):405, 1931.

- [4] Lars Onsager. Reciprocal relations in irreversible processes. ii. *Physical review*, 38(12):2265, 1931.
- [5] Nikolai V Churaev, Boris V Derjaguin, and Vladimir M Muller. *Surface forces*. Springer Science & Business Media, 2013.
- [6] Jérôme Burelbach. Particle motion driven by non-uniform thermodynamic forces. *The Journal of chemical physics*, 150(14), 2019.
- [7] Jan KG Dhont. Thermodiffusion of interacting colloids. i. a statistical thermodynamics approach. *The Journal of chemical physics*, 120(3):1632–1641, 2004.
- [8] Jeroen Rodenburg, Marjolein Dijkstra, and René van Roij. Van’t hoff’s law for active suspensions: the role of the solvent chemical potential. *Soft matter*, 13(47):8957–8963, 2017.
- [9] Signe Kjelstrup and Dick Bedeaux. *Non-equilibrium thermodynamics of heterogeneous systems*. World Scientific, 2008.
- [10] Alois Würger. Thermal non-equilibrium transport in colloids. *Reports on Progress in Physics*, 73(12):126601, 2010.
- [11] Jérôme Burelbach, Daan Frenkel, Ignacio Pagonabarraga, and Erika Eiser. A unified description of colloidal thermophoresis. *The European Physical Journal E*, 41(1):7, 2018.
- [12] Max Teubner. The motion of charged colloidal particles in electric fields. *The Journal of Chemical Physics*, 76(11):5564–5573, 1982.
- [13] John L Anderson. Colloid transport by interfacial forces. *Annual review of fluid mechanics*, 21(1):61–99, 1989.
- [14] James R. Bielenberg and Howard Brenner. A continuum model of thermal transpiration. *Journal of Fluid Mechanics*, 546:1 – 23, 2005.
- [15] D Bedeaux, AM Albano, and P Mazur. Boundary conditions and non-equilibrium thermodynamics. *Physica A: Statistical Mechanics and its Applications*, 82(3):438–462, 1976.
- [16] GK Batchelor. Sedimentation in a dilute dispersion of spheres. *Journal of fluid mechanics*, 52(2):245–268, 1972.
- [17] Jérôme Burelbach and Holger Stark. Linear and angular motion of self-diffusiophoretic janus particles. *Physical Review E*, 100(4):042612, 2019.
- [18] Julien Morthomas and Alois Würger. Thermoelectric effect on charged colloids in the hückel limit. *The European Physical Journal E*, 27(4):425–434, 2008.

- [19] Ubaldo M Córdova-Figueroa and John F Brady. Osmotic propulsion: the osmotic motor. *Physical review letters*, 100(15):158303, 2008.
- [20] Frank Jülicher and Jacques Prost. Comment on “osmotic propulsion: The osmotic motor”. *Physical review letters*, 103(7):079801, 2009.
- [21] Benjamin E Dolata and Roseanna N Zia. Faxén formulas for particles of arbitrary shape and material composition. *Journal of Fluid Mechanics*, 910:A22, 2021.
- [22] Howard A Stone and Aravinthan DT Samuel. Propulsion of microorganisms by surface distortions. *Physical review letters*, 77(19):4102, 1996.
- [23] Pierre Gaspard and Raymond Kapral. Communication: Mechanochemical fluctuation theorem and thermodynamics of self-phoretic motors. *The Journal of chemical physics*, 147(21), 2017.
- [24] John F Brady. Particle motion driven by solute gradients with application to autonomous motion: continuum and colloidal perspectives. *Journal of Fluid Mechanics*, 667:216–259, 2011.
- [25] Benno Liebchen, Davide Marenduzzo, Ignacio Pagonabarraga, and Michael E Cates. Clustering and pattern formation in chemorepulsive active colloids. *Physical review letters*, 115(25):258301, 2015.
- [26] GK Batchelor. Brownian diffusion of particles with hydrodynamic interaction. *Journal of Fluid Mechanics*, 74(1):1–29, 1976.
- [27] Howard Brenner. Rheology of a dilute suspension of axisymmetric brownian particles. *International journal of multiphase flow*, 1(2):195–341, 1974.
- [28] Jérôme Burelbach, David B. Brückner, Daan Frenkel, and Erika Eiser. Thermophoretic forces on a mesoscopic scale. *Soft matter*, 14 36:7446–7454, 2018.
- [29] Jérôme Burelbach and Holger Stark. Determining phoretic mobilities with onsager’s reciprocal relations: Electro- and thermophoresis revisited. *The European Physical Journal E*, 42, 2018.
- [30] J.N. Agar, Chung-Yuan Mou, and Jeong-Long Lin. Single-ion heat of transport in electrolyte solutions: a hydrodynamic theory. *The Journal of Physical Chemistry*, 93(5):2079–2082, 1989.
- [31] Hendrik Antoon Lorentz. Attempt of a theory of electrical and optical phenomena in moving bodies. *Versuch einer Theorie der Electricischen und Optischen Erscheinungen in Bewegten Körpern*. EJ Brill, 1895.