

EASYTUNE: EFFICIENT STEP-AWARE FINE-TUNING FOR DIFFUSION-BASED MOTION GENERATION

Xiaofeng Tan* Wanjiang Weng* Haodong Lei Hongsong Wang†

Southeast University, {xiaofengtan, wjweng, hongsongwang}@seu.edu.cn

ABSTRACT

In recent years, motion generative models have undergone significant advancement, yet pose challenges in aligning with downstream objectives. Recent studies have shown that using differentiable rewards to directly align the preference of diffusion models yields promising results. However, these methods suffer from (1) inefficient and coarse-grained optimization with (2) high memory consumption. In this work, we first theoretically and empirically identify the *key reason* of these limitations: the recursive dependence between different steps in the denoising trajectory. Inspired by this insight, we propose **EasyTune**, which fine-tunes diffusion at each denoising step rather than over the entire trajectory. This decouples the recursive dependence, allowing us to perform (1) a dense and fine-grained, and (2) memory-efficient optimization. Furthermore, the scarcity of preference motion pairs restricts the availability of motion reward model training. To this end, we further introduce a **Self-refinement Preference Learning (SPL)** mechanism that dynamically identifies preference pairs and conducts preference learning. Extensive experiments demonstrate that EasyTune outperforms DRaFT-50 by 8.2% in alignment (MM-Dist) improvement while requiring only 31.16% of its additional memory overhead and achieving a **7.3×** training speedup. The project page is available at this [link](#).

1 INTRODUCTION

Text-to-motion generation aims to synthesize realistic and coherent human motions from natural language (Shen et al., 2025), enabling applications in animation (Azadi et al., 2023), human-computer interaction (Peng et al., 2024), and virtual reality (Tashakori et al., 2025). Recent advances are driven by diffusion models, which capture complex distributions and synthesize high-quality motions from text (Chen et al., 2023). However, their likelihood-based training (Guo et al., 2022a) often misaligns with downstream goals such as semantic understanding (Tan et al., 2025; Su et al., 2026), motion plausibility (Wang et al., 2024), and user preference (Tan et al., 2026).

To bridge this gap, reinforcement learning from human feedback (RLHF) (Kirstain et al., 2023) has been explored to fine-tune diffusion models toward human preferences and task-specific goals. Existing approaches include differentiable reward methods (Clark et al., 2024), reinforcement learning (Black et al., 2023), and direct preference optimization (DPO) (Wallace et al., 2024). Among these, DPO provides a effective way to align models using preference pairs. However, acquiring large-scale, high-quality preference pairs remains challenging due to the cost and difficulty of capturing nuanced semantic and preference signals. A more efficient alternative is to fine-tune models using a reward model that captures semantic alignment and task preference. Reinforcement learning methods, such as DDPO (Black et al., 2023) and DPOK (Fan et al., 2023a), treat the denoising trajectory as a Markov Decision Process, where intermediate motions are states and final motions are evaluated by a reward model. Differentiable reward methods, including DRaFT (Clark et al., 2024) and DRTune (Wu et al., 2025), directly backpropagate gradients from a differentiable reward $\mathcal{R}(\mathbf{x}^\theta)$ to optimize the model θ .

However, these methods still face several primary limitations that hinder their application to diffusion-based motion generation: (1) **Sparse and coarse-grained optimization**: Most approaches only optimize model parameters θ once after completing a multi-step denoising trajectory, resulting in sparse optimization signals and slowing down convergence. (2) **Excessive memory consumption**:

*Equal contribution. †Corresponding author.

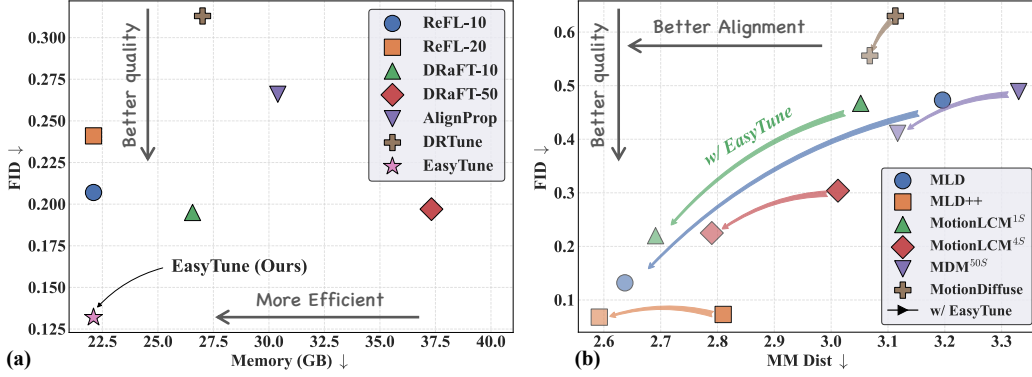


Figure 1: **Comparison of the training costs and generation performance on HumanML3D** (Guo et al., 2022a). (a) Performance comparison of different fine-tuning methods (Clark et al., 2024; Prabhudesai et al., 2023; Wu et al., 2025). (b) Generalization performance across six pre-trained diffusion-based models (Chen et al., 2023; Dai et al., 2024; Tevet et al., 2023; Zhang et al., 2024a).

These methods optimize the model θ by backpropagating the gradients of the reward value $\nabla_{\theta} \mathcal{R}(\mathbf{x}_{\theta})$, which is related to the overall denoising trajectory. Notably, this requires storing a large computation graph of the entire trajectory, leading to excessive memory consumption. Beyond these computational challenges, existing methods rely on intricate designs such as early stopping or partial gradient blocking, increasing implementation complexity and limiting applicability. Moreover, research on motion-specific reward models is limited, so current approaches (Tan et al., 2025) typically use general-purpose retrieval models, which may inadequately capture motion preferences.

Contributions. In this work, we first theoretically (Corollary 1) and empirically (Fig. 6) identify a key factor of the significant computational and memory overhead: *the optimization is recursively related to the multi-step denoising trajectory*, causing the reward value of generated motions, $\mathcal{R}(\mathbf{x}^{\theta})$, to be recursively depended on each denoised step throughout the overall trajectory. Specifically, each denoised motion \mathbf{x}_t^{θ} is generated from the diffusion model, $\mathbf{x}_t^{\theta} \sim \epsilon_{\theta}$, and recursively dependent on previous steps $\mathbf{x}_t^{\theta} \sim \mathbf{x}_{t+1}^{\theta}$. Thus, computing the gradient $\nabla_{\theta} \mathbf{x}_t^{\theta}$ requires solving for that of the prior step, $\nabla_{\theta} \mathbf{x}_{t+1}^{\theta}$, which in turn depends on those of subsequent steps, $\nabla_{\theta} \mathbf{x}_2^{\theta}, \nabla_{\theta} \mathbf{x}_3^{\theta}, \dots, \nabla_{\theta} \mathbf{x}_T^{\theta}$, leading to the large significant computational and memory overhead. Building on this, we then theoretically analyze and empirically validate (Fig. 3) the primary limitation of existing methods: *coarse-grained chain optimization leads to vanishing gradients, hindering optimization of early denoising steps*. To address this, we introduce a simple and effective insight: **perform optimization at each denoising step, thereby decoupling gradients from the full reverse trajectory**. By decoupling gradients from the denoising trajectory, our *EasyTune* framework facilitates: (1) dense and fine-grained optimization through clearing the computational graph after each denoising step, (2) avoiding storing them until denoising completes, and thus (3) obviation of the need for complex memory-saving techniques.

Nevertheless, two critical challenges remain: the lack of a reliable motion reward model and reward perception for intermediate denoising steps. The first issue stems from limited large-scale, high-quality preference data, making it difficult to train a motion-specific reward model directly. To overcome this, we propose a **Self-refinement Preference Learning (SPL)**, which adapts a pre-trained text-to-motion retrieval model for preference evaluation without human annotations. We dynamically construct preference pairs from the retrieval datasets and fail-retrieved results, and fine-tune this retrieval model to capture implicit preferences. For noisy intermediate steps, we employ single-step prediction rewards for ODE-based models and noise-aware rewards for SDE-based models.

Finally, we evaluate EasyTune on HumanML3D (Guo et al., 2022a) and KIT-ML (Plappert et al., 2016) with six pre-trained diffusion models. As shown in Fig. 1, EasyTune achieves SoTA performance (FID = 0.132, 72.1% better than MLD (Chen et al., 2023)), while cutting memory usage to 22.10 GB and achieving a 7.3 \times training speedup over DRaFT. In summary, our contributions are as follows:

1. We theoretically and empirically identify the cost and performance limitations of existing differentiable-reward methods, and propose EasyTune, an effective step-aware fine-tuning method.

2. To the best of our knowledge, this work is the first to fine-tune diffusion-based text-to-motion models with a differentiable reward. To achieve this, we introduce SPL to fine-tune a pre-trained retrieval model for preference evaluation without human-annotated preference pairs.
3. Extensive experiments demonstrate that EasyTune significantly outperforms existing methods in terms of performance, optimization efficiency, and storage requirements.

2 RELATED WORKS

Text-to-Motion Generation. Text-to-motion generation (Chen et al., 2023; Guo et al., 2023) produces human motion sequences from textual descriptions. Among these works, as a powerful generative model, diffusion models (Chen et al., 2023; Tevet et al., 2023) iteratively denoise latent motions under text guidance, offering higher quality and stability. Recent advances include transformer-based diffusion with geometric losses (Tevet et al., 2023), few-step controllable inference (Dai et al., 2024), and hybrid discrete-continuous modeling (Meng et al., 2025). However, these methods primarily target the pretraining stage by aligning to fixed dataset distributions (Guo et al., 2022a), yet they remain misaligned with semantic coherence (Tan et al., 2025) and physical reality.

Post-training in Motion Generation. Recent studies investigate post-training for motion generation to improve semantic coherence (Tan et al., 2025; Pappa et al., 2024) and physical realism (Yuan et al., 2023; Han et al., 2025; Wang et al., 2025). Specifically, Tan et al. (2025) constructs semi-online preference pairs of semantically aligned and misaligned motions and optimizes the model with a DPO-based objective. Motioncritic (Wang et al., 2025) curates human preferences and applies PPO to enhance realism. (Han et al., 2025) adopts rule-based rewards. Tan et al. (2024) dynamically generate fake motion to improve motion detection ability. However, these methods mostly optimize within the pretraining reward domain, while the reward model operates in a separate and often black-box space (Janner et al., 2019; Yao et al., 2022; 2024), leading to limited and potentially insufficient feedback (Wang et al., 2025). They also exhibit substantial data dependence (Tan et al., 2025; Pappa et al., 2024). In contrast, we improve semantic alignment in text-to-motion generation using a differentiable reward model and a lightweight RL algorithm. We therefore focus on text-to-motion, where semantic alignment generally takes precedence over physical realism.

Differentiable Reward Fine-Tuning for Diffusion Models. Fine-tuning pre-trained diffusion models (Clark et al., 2024; Prabhudesai et al., 2023; Wu et al., 2025) with differentiable reward models is a key strategy for aligning models to downstream objectives, including semantics (Tan et al., 2025), and safety (Su et al., 2025; Wang et al., 2026). However, as discussed in Sec.3, these approaches are limited by sparse gradients, slow convergence, and high memory costs.

3 MOTIVATION: RETHINKING DIFFERENTIABLE REWARD-BASED METHODS

Preliminaries. As illustrated in Fig. 2, existing methods fine-tune a pre-trained motion diffusion model by maximizing the reward value $\mathcal{R}_\phi(\mathbf{x}_0^\theta, c)$ of the motion \mathbf{x}_0^θ generated via a T -step reverse process. Notably, this generated motion \mathbf{x}_t^θ requires retaining gradients throughout the entire denoising trajectory \mathbf{x}_t^θ , and thus the model can be optimized via maximizing its reward value $\nabla_\theta \mathcal{R}_\phi(\mathbf{x}_0^\theta, c)$.

Given a pre-trained motion diffusion model parameterized by ϵ_θ , the optimization objective is to fine-tune θ to maximize the reward value $\mathcal{R}_\phi(\mathbf{x}_0^\theta, c)$, with the loss defined as:

$$\mathcal{L}(\theta) = -\mathbb{E}_{c \sim \mathcal{D}_T, \mathbf{x}_0^\theta \sim \pi_\theta(\cdot|c)} \left[\mathcal{R}_\phi(\mathbf{x}_0^\theta, c) \right], \quad (1)$$

where c is a text condition from the training set \mathcal{D}_T , and \mathbf{x}_0^θ is the motion generated from noise $\mathbf{x}_T \sim \mathcal{N}(\mathbf{0}, \mathbf{I})$ via a T -step reverse process π_θ . The t -th step of the reverse process is denoted as:

$$\mathbf{x}_{t-1}^\theta = \pi_\theta(\mathbf{x}_t^\theta, t, c) := \frac{1}{\sqrt{\alpha_t}} \left(\mathbf{x}_t^\theta - \frac{\beta_t}{\sqrt{1 - \bar{\alpha}_t}} \epsilon_\theta(\mathbf{x}_t^\theta, t, c) \right), \quad (2)$$

where \mathbf{x}_{t-1}^θ is the denoised motion at step $t - 1$, and α_t, β_t are noise schedule parameters.

Gradient Analysis. To optimize the loss in Eq. (1), we further analyze the gradient computation, where the gradient of $\mathcal{L}(\theta)$ w.r.t. the model parameters θ is computed via the chain rule:

$$\frac{\partial \mathcal{L}(\theta)}{\partial \theta} = -\mathbb{E}_{c \sim \mathcal{D}_T, \mathbf{x}_0^\theta \sim \pi_\theta(\cdot|c)} \left[\frac{\partial \mathcal{R}_\phi(\mathbf{x}_0^\theta, c)}{\partial \mathbf{x}_0^\theta} \cdot \frac{\partial \mathbf{x}_0^\theta}{\partial \theta} \right]. \quad (3)$$

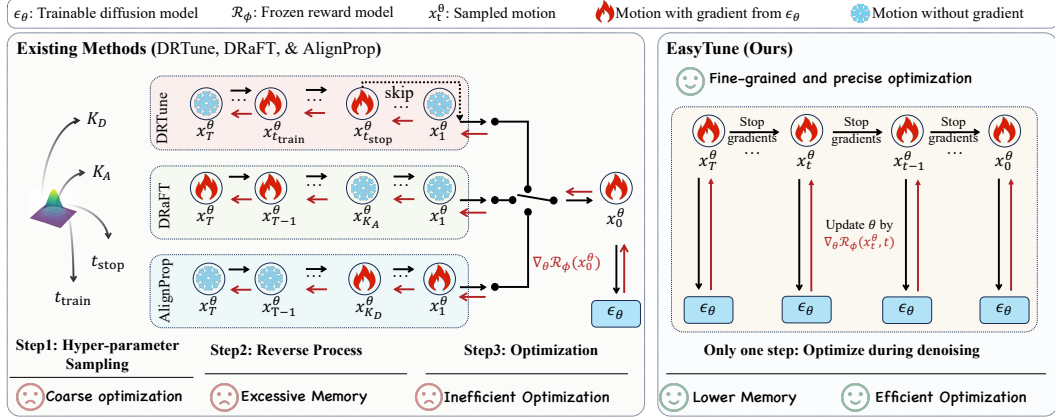


Figure 2: **The framework of existing differentiable reward-based methods (left) and our proposed EasyTune (right).** Existing methods backpropagate the gradients of the reward model through the overall denoising process, resulting in (1) excessive memory, (2) inefficient, and (3) coarse-grained optimization. In contrast, EasyTune optimizes the diffusion model by directly backpropagating the gradients at each denoising step, overcoming these issues.

Here, $\frac{\partial \mathcal{R}_\phi(\mathbf{x}_0^\theta, c)}{\partial \mathbf{x}_0^\theta}$ represents the gradient of the reward model w.r.t. the generated motion, and $\frac{\partial \mathbf{x}_0^\theta}{\partial \theta}$ captures the dependence of the generated motion \mathbf{x}_t^θ on the model θ through the reverse trajectory.

Eq. (3) indicates that the gradient of loss function can be divided into two terms: $\partial \mathcal{R}_\phi(\mathbf{x}_0^\theta, c) / \partial \mathbf{x}_0^\theta$, which can be directly computed from the reward model, and $\partial \mathbf{x}_0^\theta / \partial \theta$, which depends on the denoising trajectory π_θ . Here, we introduce Corollary 1 to analyze this gradient (See the proof in App. C.1).

Corollary 1. *Given the reverse process in Eq. (2), $\mathbf{x}_{t-1}^\theta = \pi_\theta(\mathbf{x}_t^\theta, t, c)$, the gradient w.r.t diffusion model θ , denoted as $\frac{\partial \mathbf{x}_{t-1}^\theta}{\partial \theta}$, can be expressed as:*

$$\frac{\partial \mathbf{x}_{t-1}^\theta}{\partial \theta} = \frac{\partial \pi_\theta(\mathbf{x}_t^\theta, t, c)}{\partial \theta} + \frac{\partial \pi_\theta(\mathbf{x}_t^\theta, t, c)}{\partial \mathbf{x}_t^\theta} \cdot \frac{\partial \mathbf{x}_t^\theta}{\partial \theta}. \quad (4)$$

Corollary 1 shows that the computation involves two parts: (1) a direct term (in blue) from the dependence of the diffusion model π_θ on θ , and (2) an indirect term (in red) that depends on the t -th step generated motion \mathbf{x}_t^θ . However, the reverse process in diffusion models is inherently recursive, where the denoised motion \mathbf{x}_{t-1} is relied on \mathbf{x}_t , which in turn depends on \mathbf{x}_{t+1} , resulting in substantial computational complexity for T time steps intermediate variables.

To compute the full gradient $\partial \mathcal{L}(\theta) / \partial \theta$, we unroll the $\partial \mathbf{x}_0^\theta / \partial \theta$ using Corollary 1 and substitute it into Eq. (3) resulting in (see proof in App. C.3):

$$\frac{\partial \mathcal{L}(\theta)}{\partial \theta} = -\mathbb{E}_{c \sim \mathcal{D}_T, \mathbf{x}_0^\theta \sim \pi_\theta(\cdot | c)} \left[\frac{\partial \mathcal{R}_\phi(\mathbf{x}_0^\theta)}{\partial \mathbf{x}_0^\theta} \cdot \underbrace{\sum_{t=1}^T \left(\prod_{s=1}^{t-1} \frac{\partial \pi_\theta(\mathbf{x}_s^\theta, s, c)}{\partial \mathbf{x}_s^\theta} \right)}_{\text{tend to 0 when } t \text{ is larger}} \underbrace{\left(\frac{\partial \pi_\theta(\mathbf{x}_t^\theta, t, c)}{\partial \theta} \right)}_{\text{optimizing } t\text{-th step}} \right]. \quad (5)$$

Limitations. Eq. (5) reveals the core optimization mechanism of existing methods: the motions \mathbf{x}_0^θ are generated via the reverse process π_θ , with the full computation graph preserved to enable the maximization of the reward $\mathcal{R}_\phi(\mathbf{x}_0^\theta, c)$. However, as shown in Fig. 2, this optimization incurs severe limitations:

- (1) *Memory-intensive and sparse optimization:* Gradient computation over T reverse steps demands storing the entire trajectory $\{\mathbf{x}_t^\theta\}_{t=1}^T$ and corresponding Jacobians, leading to high memory consumption and inefficient, sparse optimization compared to the sampling process.
- (2) *Vanishing gradient due to coarse-grained optimization:* Eq. (5) indicates that the optimization of t -th noisy step relies on the gradient $\frac{\partial \pi_\theta(\mathbf{x}_t^\theta, t, c)}{\partial \theta}$ with a coefficient $\prod_{s=1}^{t-1} \frac{\partial \pi_\theta(\mathbf{x}_s^\theta, s, c)}{\partial \mathbf{x}_s^\theta}$. However, during optimization, the term $\frac{\partial \pi_\theta(\mathbf{x}_t^\theta, t, c)}{\partial \theta}$ tends to converge to 0 (see the blue line in Fig. 3),

causing the coefficient $\prod_{s=1}^{t-1} \frac{\partial \pi_\theta(\mathbf{x}_s^\theta, s, c)}{\partial \mathbf{x}_s^\theta}$ to also approach 0 (see the orange line in Fig. 3).

Consequently, the optimization process tends to neglect the contribution of $\frac{\partial \pi_\theta(\mathbf{x}_t^\theta, t, c)}{\partial \theta}$. More importantly, the ignored optimization at these early noise steps may be more crucial than at later ones (Xie & Gong, 2025).

Motivation. To address the aforementioned limitations, we argue that the key issue lies in Corollary 1: the computation of $\partial \mathbf{x}_t^\theta / \partial \theta$ recursively depends on $\partial \mathbf{x}_{t+1}^\theta / \partial \theta$, making the computation of $\partial \mathbf{x}_0^\theta / \partial \theta$ reliant on the entire T -step reverse process. This dependency necessitates storing a large computation graph, resulting in substantial memory consumption and delayed optimization. To overcome this, an intuitive insight is introduced: *optimizing the gradient step-by-step during the reverse process*. As illustrated in Fig. 2, step-by-step optimization offers several advantages: (1) *Lower memory consumption and dense optimization*: each update only requires the computation graph of the current step, allowing gradients to be computed and applied immediately instead of waiting until the end of the T -step reverse process. (2) *Fine-grained optimization*: each step is optimized independently, so that the update of the t -th step does not depend on the vanishing product of coefficients $\prod_{s=1}^{t-1} \frac{\partial \pi_\theta(\mathbf{x}_s^\theta, s, c)}{\partial \mathbf{x}_s^\theta}$.

However, in domains such as image generation, reward are predominantly output-level (Xu et al., 2023) rather than step-aware, since noised states with complex semantics are difficult to interpret. In contrast, motion representations exhibit simpler and more interpretable semantics, thereby making step-aware motion reward viable (Fig. 4; see further details in App. A.8).

Inspired by the above discussion, we propose EasyTune, a step-aware differentiable reward-based fine-tuning framework for diffusion models, introduced in Sec. 4.1. Specifically, EasyTune employs a step-aware differentiable reward model designed to evaluate noised, rather than clean, motion data, allowing us to perform optimization at each step without storing multi-steps computation graph. Nevertheless, due to the scarcity of human-annotated motion pairs, the primary challenge lies in training such a reward model without any paired data. To address this issue, we present a self-refinement preference learning mechanism, in Sec. 4.2, to identify preference data pairs specifically targeting the weaknesses of the pre-trained model, facilitating the acquisition of a reward model.

4 METHOD

4.1 EFFICIENT STEP-AWARE FINE-TUNING FOR MOTION DIFFUSION

Assuming the reward model for evaluating noisy motion, we aim to propose a step-aware fine-tuning method that reduces the excessive memory usage and performs efficient and fine-grained optimization. As discussed in Sec. 3, limitations of existing methods (Clark et al., 2024; Wu et al., 2025) stem from the recursive gradients computation. To address these issues, we introduce EasyTune, a simple yet effective method for fine-tuning motion diffusion models. The key idea is to maximize the reward value at each step, allowing the parameter to be optimized at each step without storing the full trajectory, as shown in Fig. 5. Specifically, the training objective function is defined as:

$$\mathcal{L}_{\text{EasyTune}}(\theta) = -\mathbb{E}_{c \sim \mathcal{D}_T, \mathbf{x}_t^\theta \sim \pi_\theta(\cdot | c), t \sim \mathcal{U}(0, T)} [\mathcal{R}_\phi(\mathbf{x}_t^\theta, t, c)], \quad (6)$$

where $\mathcal{R}_\phi(\mathbf{x}_t^\theta, t, c)$ is the reward value of the *stop gradient* noised motion \mathbf{x}_t^θ at time step t , and $\mathcal{U}(0, T)$ is a uniform distribution over the time steps. Here, the stop gradient noised motion \mathbf{x}_t^θ and its gradient w.r.t. the diffusion parameter θ are represents as:

$$\mathbf{x}_{t-1}^\theta = \pi_\theta(\text{sg}(\mathbf{x}_t^\theta), t, c) := \frac{1}{\sqrt{\alpha_t}} \left(\text{sg}(\mathbf{x}_t^\theta) - \frac{\beta_t}{\sqrt{1 - \alpha_t}} \epsilon_\theta(\text{sg}(\mathbf{x}_t^\theta), t, c) \right), \quad (7)$$

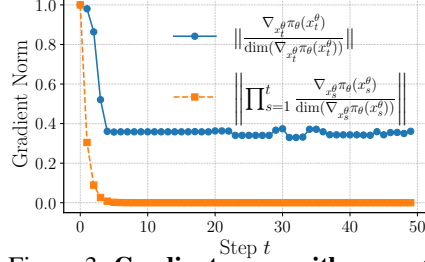


Figure 3: **Gradient norm with respect to denoising steps.** Here, $\dim(\cdot)$ denotes the gradient dimension. Detailed settings are provided in App. B.1.

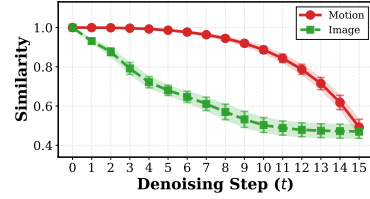


Figure 4: **Similarity between t -th step noised and clean motion.**

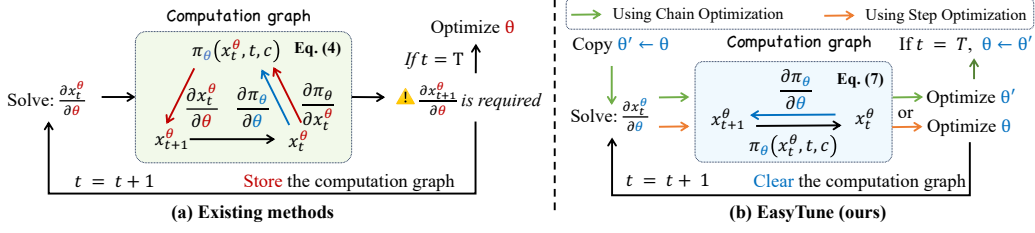


Figure 5: **Core insight of EasyTune.** By replacing the recursive gradient in Eq.(4) with step-level ones in Eq.(7), *EasyTune* removes recursive dependencies, enabling (1) step-wise graph storage, (2) efficiency, and (3) fine-grained optimization. See App. B for pseudocode and discussion.

where $\text{sg}(\cdot)$ denotes the stop gradient operations. Eq. (6) and Eq. (7) indicate that EasyTune aims to optimize the diffusion model by maximizing the reward value of the noised motion \mathbf{x}_t^θ at each step t .

Corollary 2. *Given the reverse process in Eq. (7), the gradient w.r.t. diffusion model θ is denoted as:*

$$\frac{\partial \mathbf{x}_{t-1}^\theta}{\partial \theta} = \frac{\partial \pi_\theta(\text{sg}(\mathbf{x}_t^\theta), t, c)}{\partial \theta}. \quad (8)$$

Corollary 2 shows that EasyTune overcomes the recursive gradient issue, enabling efficient, fine-grained updates with substantially reduced memory. As Fig. 6 illustrates, while prior methods incur $\mathcal{O}(T)$ memory by storing the multi-steps trajectory, EasyTune maintains a constant $\mathcal{O}(1)$ memory. Guided by Corollary 2, we optimize the loss function $\mathcal{L}_{\text{EasyTune}}(\theta)$ as follows:

$$\mathcal{L}_{\text{EasyTune}}(\theta) = -\mathbb{E}_{c \sim \mathcal{D}_T, \mathbf{x}_t^\theta \sim \pi_\theta(\cdot|c), t \sim \mathcal{U}(0, T)} \frac{\partial \mathcal{R}(\mathbf{x}_t^\theta, t, c)}{\partial \mathbf{x}_{t-1}^\theta} \cdot \frac{\partial \pi_\theta(\text{sg}(\mathbf{x}_t^\theta), t, c)}{\partial \theta}. \quad (9)$$

Discussion of Existing Methods. Unlike prior methods (Eq. (5)), EasyTune updates the diffusion model θ using Eq. (6), computing the gradient $\frac{\partial \pi_\theta(\text{sg}(\mathbf{x}_t^\theta), t, c)}{\partial \theta}$ at each step t without storing the full $\mathcal{O}(T)$ -step computation graph. Among related works, the closest is DRTune (Wu et al., 2025), which also uses stop-gradient operations $\text{sg}(\cdot)$ to solve the limitations of previous methods:

$$\begin{aligned} \mathbf{x}_{t-1}^\theta &= \frac{1}{\sqrt{\alpha_t}} \left(\mathbf{x}_t^\theta - \frac{\beta_t}{\sqrt{1-\alpha_t}} \epsilon_\theta(\text{sg}(\mathbf{x}_t^\theta), t, c) \right), \\ \frac{\partial \mathbf{x}_{t-1}^\theta}{\partial \theta} &= \frac{1}{\sqrt{\alpha_t}} \left(\frac{\partial \mathbf{x}_t^\theta}{\partial \theta} - \frac{\beta_t}{\sqrt{1-\alpha_t}} \frac{\partial \epsilon_\theta(\text{sg}(\mathbf{x}_t^\theta), t, c)}{\partial \theta} \right). \end{aligned} \quad (10)$$

However, recursive gradient computation remains an issue in existing methods (Eq. (10)). As shown in Fig. 6, their memory usage grows linearly with the number of denoising steps ($\mathcal{O}(T)$), while EasyTune maintains a constant memory footprint ($\mathcal{O}(1)$). These analyses and experiments highlight the efficiency of our method and details discussion are provided in App. B.

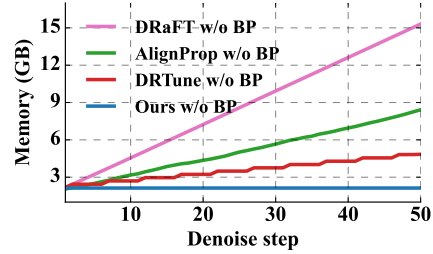


Figure 6: **Memory usage comparison.** Here, “w/o BP” indicates memory measured without backpropagation. Comprehensive analysis are in App. A.7.

4.2 SELF-REFINING PREFERENCE LEARNING FOR REWARD MODEL

Our goal is to develop a reward model without the requirement of human-labeled data. Existing works (Tan et al., 2025) often repurpose pre-trained text-to-motion retrieval models (Petrovich et al., 2023) to score text-motion alignment. However, this is suboptimal: retrieval models focus on matching positive pairs in a shared embedding space, whereas reward models must distinguish between preferred and non-preferred motions. Given their shared architecture, retrieval models can be fine-tuned for preference learning. The challenge, however, lies in the scarcity of such preference data in the motion domain. To this end, we propose **Self-refining Preference Learning (SPL)**, which leverages a retrieval-based auxiliary task to construct preference pairs for reward learning. SPL involves two steps: (1) *Preference Pair Mining*: retrieve motions for each text; treat the ground-truth as preferred and top incorrect retrieval as non-preferred if it’s not retrieved; (2) *Preference Fine-tuning*: updating the encoders to assign higher scores to preferred motions.

Reward Model. Given a motion \mathbf{x} and a text description c , the reward value is computed based on the similarity between the motion features \mathbf{x} and text features c , denoted as:

$$\mathcal{R}_\phi(\mathbf{x}, c) = \mathcal{E}_M(\mathbf{x}) \cdot \mathcal{E}_T(c) \cdot \tau, \quad (11)$$

where \mathcal{E}_M and \mathcal{E}_T are the motion and text encoders from the pre-trained retrieval model (Weng et al., 2025), and τ is a trainable temperature parameter.

Additionally, dealing with noisy motions remains a key challenge in step-level optimization. Current diffusion-based models can be divided into SDE-based (Song et al., 2020) and ODE-based (Lu et al., 2022) models. For ODE-based settings (Dai et al.), thanks to their deterministic sampling, we use the reward value of the coarse clean motion $\hat{\mathbf{x}}_0$ predicted by one-step prediction $\hat{\mathbf{x}}_0 = \pi'_\theta(\mathbf{x}_t, t, c)$ as the final reward value. For both SDE- and ODE-based settings (Tevet et al., 2023), we adopt a noise-aware reward model to accurately calculate their reward values:

$$\mathcal{R}_\phi(\mathbf{x}_t, t, c) = \begin{cases} \mathcal{R}_\phi(\hat{\mathbf{x}}_0, 0, c), & \text{Only for ODE-based settings,} \\ \mathcal{R}_\phi(\mathbf{x}_t, t, c), & \text{For SDE- and ODE-based settings.} \end{cases} \quad (12)$$

Preference Data Mining To identify non-preferred motions often incorrectly retrieved, we retrieve the top- k motions \mathcal{D}_R from the training set or subset \mathcal{D}_T given a text condition c :

$$\mathcal{D}_R = \text{top}_k \arg \max_{\mathbf{x} \in \mathcal{D}_T} \mathcal{R}_\phi(\mathbf{x}, c) = \arg \max_{\mathcal{D}_R \subset \mathcal{D}_T, |\mathcal{D}_R|=k} \sum_{\mathbf{x} \in \mathcal{D}_R} \mathcal{R}_\phi(\mathbf{x}, c). \quad (13)$$

where $\text{top}_k \arg \max_{\mathbf{x} \in \mathcal{D}_T} \mathcal{R}_\phi(\mathbf{x}, c)$ denotes the top- k motion with the largest reward value.

Given a ground-truth motion \mathbf{x}^{gt} and its text condition c , we retrieve the top- k motions \mathcal{D}_R based on reward scores. If $\mathbf{x}^{\text{gt}} \notin \mathcal{D}_R$, we treat it as the preferred motion and the highest-scoring retrieved motion as the non-preferred one. Otherwise, both are set to \mathbf{x}^{gt} , and optimization is skipped:

$$\mathbf{x}^w = \mathbf{x}^{\text{gt}}, \quad \mathbf{x}^l = \begin{cases} \arg \max_{\mathbf{x} \in \mathcal{D}_R} \mathcal{R}_\phi(\mathbf{x}, c), & \text{if } \mathbf{x}^{\text{gt}} \notin \mathcal{D}_R, \\ \mathbf{x}^{\text{gt}}, & \text{otherwise.} \end{cases} \quad (14)$$

Preference Fine-tuning. Given a preference pair consisting of a preferred motion \mathbf{x}^w and a non-preferred motion \mathbf{x}^l , we compute their reward scores and convert them into softmax probabilities:

$$\mathcal{P} = (\mathcal{P}(\mathbf{x}^w, c), \mathcal{P}(\mathbf{x}^l, c)) = \text{Softmax}(\mathcal{R}_\phi(\mathbf{x}^w, c), \mathcal{R}_\phi(\mathbf{x}^l, c)). \quad (15)$$

Following Pick-a-pic (Kirstain et al., 2023), we optimize model by aligning the predicted softmax distribution \mathcal{P} with a target distribution \mathcal{Q} , which reflects the ground-true preference between \mathbf{x}^w and \mathbf{x}^l , defined as:

$$\mathcal{Q} = \begin{cases} (1.0, 0.0), & \text{if } \mathbf{x}^w \text{ is preferred over } \mathbf{x}^l, \\ (0.5, 0.5), & \text{if } \mathbf{x}^w = \mathbf{x}^l. \end{cases} \quad (16)$$

Formally, the target distribution \mathcal{Q} encodes the preference between a preferred motion \mathbf{x}^w and a non-preferred motion \mathbf{x}^l . If \mathbf{x}^w is preferred, we set $\mathcal{Q} = (1.0, 0.0)$, encouraging $\mathcal{P}(\mathbf{x}^w, c) \rightarrow 1$ and $\mathcal{P}(\mathbf{x}^l, c) \rightarrow 0$. If the two are identical ($\mathbf{x}^w = \mathbf{x}^l$), we set $\mathcal{Q} = (0.5, 0.5)$, indicating no preference.

To optimize the reward model ϕ , we minimize the KL divergence between them:

$$\mathcal{L}_{\text{SPL}}(\phi) = D_{\text{KL}}(\mathcal{Q} \parallel \mathcal{P}) = \sum_{\mathbf{x} \in \{\mathbf{x}^w, \mathbf{x}^l\}} \mathcal{Q}(\mathbf{x}, c) \log \frac{\mathcal{Q}(\mathbf{x}, c)}{\mathcal{P}(\mathbf{x}, c)}. \quad (17)$$

where \mathcal{Q} and \mathcal{P} are the target and reward distribution. By mining preference motion pairs by *preference data mining*, we can fine-tune pre-trained retrieval models by Eq. (17), to obtain reward models without human-annotated data. More details are provided in App. B.4.

5 EXPERIMENT

5.1 EXPERIMENTAL SETUP

Datasets & Evaluation. We conduct experiments on HumanML3D (Guo et al., 2022a) and KIT-ML (Plappert et al., 2016). Following standard practice (Guo et al., 2023; Li et al., 2025), we report

Table 1: **Comparison of fine-tuning methods on HumanML3D.** Arrows \uparrow , \downarrow , and \rightarrow indicate that higher, lower, and closer to real values are better. **Bold** and underline denote the best and second-best results. MLD baseline follows the implementation of (Dai et al., 2024).

Method	R Precision \uparrow			FID \downarrow	MM Dist \downarrow	Diversity \rightarrow	Memory (GB) \downarrow
	Top 1	Top 2	Top 3				
Real	0.511	0.703	0.797	0.002	2.974	9.503	-
MLD (Chen et al., 2023) (Baseline)	0.481	0.673	0.772	0.473	3.196	9.724	15.21
w/ ReFL-10 (Clark et al., 2024)	0.533 ^{+10.8%}	0.720 ^{+7.0%}	0.821 ^{+6.3%}	0.207 ^{+56.2%}	2.852 ^{+10.8%}	10.129 ^{-0.405}	22.10 ^{+6.89}
w/ ReFL-20 (Clark et al., 2024)	0.528 ^{+9.8%}	0.718 ^{+6.7%}	0.813 ^{+5.3%}	0.241 ^{+49.0%}	2.883 ^{+9.8%}	10.189 ^{-0.465}	22.10 ^{+6.89}
w/ DRaFT-10 (Clark et al., 2024)	0.565 ^{+17.5%}	0.757 ^{+12.5%}	0.846 ^{+9.6%}	0.195 ^{+58.8%}	2.703 ^{+15.4%}	9.851 ^{-0.127}	26.56 ^{+11.35}
w/ DRaFT-50 (Clark et al., 2024)	0.528 ^{+9.8%}	0.724 ^{+7.6%}	0.819 ^{+6.1%}	0.197 ^{+58.4%}	2.872 ^{+10.1%}	<u>9.641</u> ^{+0.083}	37.32 ^{+22.11}
w/ AlignProp (Prabhudesai et al., 2023)	0.560 ^{+16.4%}	0.753 ^{+11.9%}	0.841 ^{+8.9%}	0.266 ^{+43.8%}	2.739 ^{+14.3%}	9.877 ^{-0.153}	30.40 ^{+15.19}
w/ DRTune (Wu et al., 2025)	0.549 ^{+14.1%}	0.746 ^{+10.8%}	0.836 ^{+8.3%}	0.313 ^{+33.8%}	2.795 ^{+12.5%}	9.930 ^{-0.206}	27.01 ^{+11.80}
w/ EasyTune (Ours, Step Optimization)	0.581 ^{+20.8%}	0.769 ^{+14.3%}	0.855 ^{+10.8%}	0.132 ^{+72.1%}	2.637 ^{+17.5%}	9.465 ^{+0.183}	22.10 ^{+6.89}
w/ EasyTune (Ours, Chain Optimization)	0.574 ^{+19.3%}	0.766 ^{+13.8%}	0.854 ^{+10.6%}	0.172 ^{+63.6%}	2.614 ^{+18.2%}	9.348 ^{+0.066}	24.21 ^{+9.00}

R-Precision@ k , Fréchet Inception Distance (FID), Multi-Modal Distance (MM Dist), and Diversity. We also measure peak memory usage to assess efficiency. Additionally, our SPL mechanism is evaluated using R-Precision@ k under the previous setup (Li et al., 2025).

Implementation. Our method consists of two components: fine-tuning the diffusion model with EasyTune and fine-tuning a pretrained retrieval model to obtain the reward model. For EasyTune, we evaluate pretrained backbones—MLD (Chen et al., 2023), MLD++ (Dai et al.), MotionLCM (Dai et al., 2024), and MDM (Tevet et al., 2023)—with hyperparameters: a learning rate of 1×10^{-5} and a batch size of 256. EasyTune is benchmarked against differentiable reward-based baselines with their official hyperparameters, detailed in App. A.1. We fine-tune the reward model initialized with ReAlign (Weng et al., 2025) using our SPL with top- K samples ($K = 10$). Then, the reward model is frozen and provides supervision for optimizing the diffusion model. The experimental results for the ODE-based model, using both reward computation methods from Eq. (12), are provided. Results corresponding to the first and second terms are presented in Tab. 1 and 3, and Tab. 2, respectively. Experiments are conducted on a single NVIDIA RTX A6000 GPU with 48GB memory, detailed overhead is provided in App. A.7.

5.2 EVALUATION ON MOTION DIFFUSION FINE-TUNING

Comparison with SoTA Fine-Tuning Methods. To assess the effectiveness and efficiency of EasyTune, we compare it with recent state-of-the-art fine-tuning methods, including DRaFT, AlignProp, and DRTune, as shown in Tab. 1. EasyTune consistently achieves the best overall performance across key metrics, including R-Precision, FID (0.132, +72.1%), MM Dist (2.637, +17.5%), and Diversity, while also requiring the least GPU memory (22.10 GB). We attribute these gains to two core designs: optimizing rewards at each denoising step for finer supervision, and discarding redundant computation graphs to reduce memory usage.

Efficiency of the Optimization. To assess convergence efficiency, we compare optimization curves of fine-tuning methods in Fig. S1 (in App. A). EasyTune converges faster and achieves consistently lower loss, suggesting better local optima with higher reward values. This improvement stems from its fine-grained, step-wise optimization, in contrast to the sparser, trajectory-level updates used in prior work (Clark et al., 2024), enabling more precise gradient signals and accelerated training. Furthermore, EasyTune achieves a **7.3 \times** training speedup over DRaFT to reach the same reward level (see App. A.7 for detailed computational overhead analysis).

Table 2: **Performance enhancement of diffusion-based motion generation methods.** For ODE samplings (MLD, MLD++, MLCM), we adopt the one-step prediction reward.

Method	R Precision \uparrow			FID \downarrow	MM Dist \downarrow	Diversity \rightarrow
	Top 1	Top 2	Top 3			
Real	0.511	0.703	0.797	0.002	2.974	9.503
MLD (Chen et al., 2023)	0.481	0.673	0.772	0.473	3.196	9.724
w/ EasyTune	0.568 ^{+18.1%}	0.754 ^{+12.0%}	0.846 ^{+9.6%}	0.194 ^{+59.0%}	2.672 ^{+16.4%}	9.368 ^{-0.09}
MLD++ (Dai et al.)	0.548	0.738	0.829	0.073	2.810	9.658
w/ EasyTune	0.581 ^{+6.0%}	0.762 ^{+3.3%}	0.849 ^{+2.4%}	0.073 ^{+0.0%}	2.603 ^{+7.4%}	9.719 ^{-0.06}
MLCM ^{1S} (Dai et al., 2024)	0.502	0.701	0.803	0.467	3.052	9.631
w/ EasyTune	0.571 ^{+13.7%}	0.766 ^{+9.3%}	0.854 ^{+6.4%}	0.188 ^{+59.7%}	2.647 ^{+13.3%}	9.692 ^{-0.06}
MLCM ^{4S} (Dai et al., 2024)	0.502	0.698	0.798	0.304	3.012	9.607
w/ EasyTune	0.565 ^{+12.5%}	0.760 ^{+8.8%}	0.848 ^{+6.3%}	0.200 ^{+34.2%}	2.691 ^{+10.7%}	9.812 ^{-0.20}
MDM ^{50S} (Tevet et al., 2023)	0.455	0.645	0.749	0.489	3.330	9.920
w/ EasyTune	0.472 ^{+3.7%}	0.679 ^{+5.3%}	0.787 ^{+5.1%}	0.411 ^{+16.0%}	3.117 ^{+6.4%}	9.239 ^{+0.15}
Mo.Diffuse (Zhang et al., 2024a)	0.491	0.681	0.775	0.630	3.113	9.410
w/ EasyTune	0.488 ^{-0.6%}	0.686 ^{+0.7%}	0.788 ^{+1.7%}	0.556 ^{+11.7%}	3.068 ^{+1.4%}	9.215 ^{-0.20}

Table 3: Comparison of text-to-motion generation performance on the HumanML3D dataset.

Method	R Precision \uparrow			FID \downarrow	MM Dist \downarrow	Diversity \rightarrow
	Top 1	Top 2	Top 3			
Real	0.511	0.703	0.797	0.002	2.974	9.503
TM2T (Guo et al., 2022b)	0.424 \pm 0.003	0.618 \pm 0.003	0.729 \pm 0.002	1.501 \pm 0.017	-	8.589 \pm 0.076
T2M (Guo et al., 2022a)	0.455 \pm 0.002	0.636 \pm 0.003	0.736 \pm 0.003	1.087 \pm 0.002	3.347 \pm 0.008	9.175 \pm 0.002
MDM (Tevet et al., 2023)	0.455 \pm 0.006	0.645 \pm 0.007	0.749 \pm 0.006	0.489 \pm 0.047	3.330 \pm 0.25	9.920 \pm 0.083
M2DM (Kong et al., 2023)	0.497 \pm 0.003	0.682 \pm 0.002	0.763 \pm 0.003	0.352 \pm 0.005	-	9.926 \pm 0.073
T2M-GPT (Zhang et al., 2023a)	0.492 \pm 0.003	0.679 \pm 0.002	0.775 \pm 0.002	0.141 \pm 0.005	3.121 \pm 0.009	9.722 \pm 0.082
Fg-T2M (Wang et al., 2023)	0.492 \pm 0.002	0.683 \pm 0.003	0.783 \pm 0.002	0.243 \pm 0.019	-	9.278 \pm 0.072
ReMoDiffuse (Zhang et al., 2023b)	0.510 \pm 0.005	0.698 \pm 0.006	0.795 \pm 0.004	0.103 \pm 0.004	-	9.018 \pm 0.075
AttT2M (Zhong et al., 2023)	0.499 \pm 0.003	0.690 \pm 0.002	0.786 \pm 0.002	0.112 \pm 0.006	3.038 \pm 0.007	9.700 \pm 0.090
MotionDiffuse (Zhang et al., 2024a)	0.491 \pm 0.001	0.681 \pm 0.001	0.775 \pm 0.001	0.630 \pm 0.001	3.113 \pm 0.001	9.410 \pm 0.049
OMG (Liang et al., 2024)	-	-	0.784 \pm 0.002	0.381 \pm 0.008	-	9.657 \pm 0.085
MotionLCM (Dai et al., 2024)	0.502 \pm 0.003	0.698 \pm 0.002	0.798 \pm 0.002	0.304 \pm 0.012	3.012 \pm 0.007	9.607 \pm 0.066
MotionMamba (Zhang et al., 2024b)	0.502 \pm 0.003	0.693 \pm 0.002	0.792 \pm 0.002	0.281 \pm 0.011	3.060 \pm 0.000	9.871 \pm 0.084
CoMo (Huang et al., 2024)	0.502 \pm 0.002	0.692 \pm 0.007	0.790 \pm 0.002	0.262 \pm 0.004	3.032 \pm 0.015	9.936 \pm 0.066
ParCo (Zou et al., 2024)	0.515 \pm 0.003	0.706 \pm 0.003	0.801 \pm 0.002	0.109 \pm 0.005	2.927 \pm 0.008	9.576 \pm 0.088
SiT (Meng et al., 2025)	0.500 \pm 0.004	0.695 \pm 0.003	0.795 \pm 0.003	0.114 \pm 0.007	-	-
SoPo (Tan et al., 2025)	0.528 \pm 0.005	0.722 \pm 0.004	0.827 \pm 0.004	0.174 \pm 0.005	2.939 \pm 0.011	9.584 \pm 0.074
MLD (Chen et al., 2023) (Baseline)	0.481 \pm 0.003	0.673 \pm 0.003	0.772 \pm 0.002	0.473 \pm 0.013	3.196 \pm 0.010	9.724 \pm 0.082
w/ EasyTune (Ours)	0.581 \pm 0.003 +20.8%	0.769 \pm 0.002 +14.3%	0.855 \pm 0.002 +10.8%	0.132 \pm 0.005 +72.1%	2.637 \pm 0.007 +17.5%	9.465\pm0.018
MLD++ (Dai et al.) (Baseline)	0.548 \pm 0.003	0.738 \pm 0.003	0.829 \pm 0.002	0.073 \pm 0.003	2.810 \pm 0.008	9.658 \pm 0.089
w/ EasyTune (Ours)	0.591\pm0.004 +7.8%	0.777\pm0.002 +5.3%	0.859\pm0.002 +3.6%	0.069\pm0.003 +6.8%	2.592\pm0.008 +7.8%	9.705 \pm 0.086 -0.06

5.3 EVALUATION ON TEXT-TO-MOTION GENERATION

Comparison with SoTA Text-to-Motion Methods. We evaluate EasyTune on text-to-motion generation using MLD (Chen et al., 2023) and MLD++ (Dai et al.) as base models, comparing with state-of-the-art methods on the HumanML3D (Guo et al., 2022a) and KIT-ML (Plappert et al., 2016) datasets, as shown in Tab. 3 and S3 (in App. A.3). On HumanML3D, EasyTune improves the R-P@1 of MLD from 0.481 to 0.581 and MLD++ from 0.548 to 0.591, surpassing baselines like ParCo (Zou et al., 2024) (0.515) and ReMoDiffuse (Zhang et al., 2023b) (0.510). It also achieves the best MM Dist (2.637 and 2.592) and competitive FID (0.132 and 0.069).

Generalization across Different Pre-trained Models. To evaluate the generalization of EasyTune across pre-trained text-to-motion models, we applied it to MLD (Chen et al., 2023), MLD++ (Dai et al.), MLCM^{1S} (Dai et al., 2024), and MDM^{50S} (Tevet et al., 2023). As shown in Tab. 2, EasyTune consistently improved performance. For instance, MLD saw an 18.1% increase in R-P@1 (0.568) and a 59.0% reduction in FID (0.194). MLD++ achieved a 6.0% gain in R-Precision@1 (0.581) and a 7.4% improvement in MM Dist (2.603). MLCM^{1S} and MDM^{50S} also showed significant FID reductions of 59.7% and 16.0%, respectively. These results highlight the generalization of EasyTune across various diffusion-based architectures.

Table 4: Evaluation on text-motion retrieval benchmark, HumanML3D and KIT-ML. The column “Noise” indicates whether the method can handle noisy motion from the denoised process.

	Methods	Noise	Text-Motion Retrieval \uparrow					Motion-Text Retrieval \uparrow				
			R@1	R@2	R@3	R@5	R@10	R@1	R@2	R@3	R@5	R@10
HumanML3D	TEMOS (Petrovich et al., 2022)	\times	40.49	53.52	61.14	70.96	84.15	39.96	53.49	61.79	72.40	85.89
	T2M (Guo et al., 2022a)	\times	52.48	71.05	80.65	89.66	<u>96.58</u>	52.00	71.21	81.11	89.87	96.78
	TMR (Petrovich et al., 2023)	\times	67.16	81.32	86.81	91.43	95.36	67.97	81.20	86.35	91.70	95.27
	LaMP (Li et al., 2025)	\times	67.18	81.90	87.04	<u>92.00</u>	95.73	68.02	82.10	87.50	92.20	<u>96.90</u>
	ReAlign (Weng et al., 2025) (Baseline)	\checkmark	<u>67.59</u>	82.24	<u>87.44</u>	91.97	96.28	<u>68.94</u>	<u>82.86</u>	<u>87.95</u>	<u>92.44</u>	96.28
	w/ SPL(Ours)	\checkmark	69.31	83.71	88.66	92.81	96.75	70.23	83.41	88.72	93.07	97.04
KIT-ML	T2MOS (Petrovich et al., 2022)	\times	43.88	58.25	67.00	74.00	84.75	41.88	55.88	65.62	75.25	85.75
	T2M (Guo et al., 2022a)	\times	42.25	62.62	75.12	87.50	96.12	39.75	62.75	73.62	86.88	95.88
	TMR (Petrovich et al., 2023)	\times	49.25	69.75	78.25	87.88	95.00	50.12	67.12	76.88	88.88	94.75
	LaMP (Li et al., 2025)	\times	52.50	74.80	84.70	<u>92.70</u>	<u>97.60</u>	<u>54.00</u>	<u>75.30</u>	<u>84.40</u>	92.20	97.60
	ReAlign (Weng et al., 2025) (Baseline)	\checkmark	<u>52.84</u>	71.66	82.96	91.19	97.59	52.98	72.87	84.38	<u>92.61</u>	96.87
	w/ SPL(Ours)	\checkmark	53.27	<u>73.58</u>	<u>84.52</u>	93.18	97.73	55.11	75.28	86.36	93.18	<u>97.44</u>

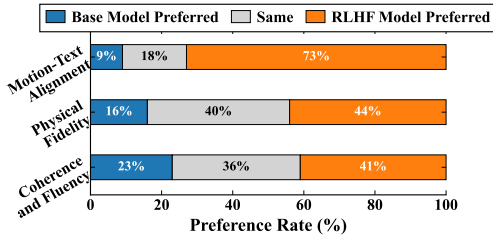


Figure 7: User study on HumanML3D test set. We use MLD model as base model.

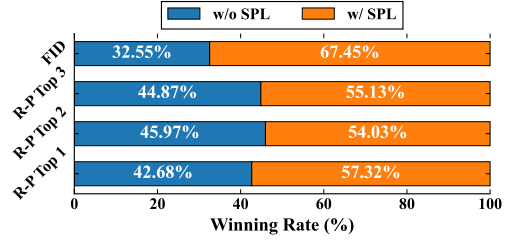


Figure 8: Comparison of models fine-tuned with and without SPL.

5.4 ABLATION STUDY, USER STUDY & VISUALIZATION

Self-refinement Preference Learning for Reward Model Training. We evaluate SPL on text-motion retrieval, comparing it with ReAlign and state-of-the-art methods. As shown in Tab. 4, SPL boosts ReAlign (Weng et al., 2025) on HumanML3D (R@1: 69.31, +2.5%; R@3: 88.66, +1.4%; motion-to-text R@1: 70.23, +1.9%), outperforming LaMP (Li et al., 2025) and TMR (Petrovich et al., 2023). On KIT-ML, SPL achieves R@5 of 93.18 (+2.2%), and motion-to-text R@3 of 86.36 (+2.3%), consistently surpassing baselines.

Self-refinement Preference Learning for Fine-Tuning. To evaluate the effect of SPL, we fine-tune MLD (Chen et al., 2023) using reward models trained with and without SPL, and compare their win rates across epochs, as shown in Fig. 8. The model with SPL consistently outperforms the baseline, achieving win rates of 57.32%, 54.03%, 55.13%, and 67.45% on R-P Top 1, Top 2, Top 3, and FID, respectively. This shows that SPL can improve motion generation by enhancing the reward model.

Human Evaluation. To assess whether our fine-tuned model exhibits reward hacking, we conducted a user study and visualized the corresponding motions. These visualizations are presented in Fig. 7, with additional visualization in Fig. S3 (App. A.4). Results shows that our method enhance the alignment, fidelity, and coherence of generated motions. A more detailed discussion and further experimental results are provided in App. A.2.

6 CONCLUSION

In this work, we theoretically identify recursive dependence in denoising trajectories as the key limitation in aligning motion generative models. Our proposed **EasyTune** method decouples this dependence, enabling denser, more memory-efficient, and fine-grained optimization. Combined with the **SPL** mechanism to dynamically generate preference pairs, experimental results demonstrate that EasyTune significantly outperforms existing methods while requiring less memory overhead.

Limitation. In this work, we focus on enhancing the semantics alignment of generated motions, a key issue of text-to-motion generation. Due to the scarcity of preference data, SPL depends on retrieval-based mining, which may introduce noisy or ambiguous pairs and lack physical grounding in the reward design. Fortunately, we observe that this semantics reward still exhibits an implicit ability to distinguish real motions from generated ones, as discussed in App. A.9. Nevertheless, a unified and comprehensive reward model that explicitly accounts for both physical plausibility and semantic alignment is still worth exploring. Developing such a reward model that can simultaneously enhance both physical and semantic signals remains an important direction for future work.

ETHICS STATEMENT

Our work on EasyTune, a method for fine-tuning motion generative models, introduces several ethical considerations that warrant careful discussion. As our method is designed to align existing generative diffusion models, it inherits the potential biases and limitations of these foundational models. The large-scale motion datasets used to train these base models may contain demographic biases (e.g., representation of age, gender, or physical ability) or may underrepresent certain types of human movement.

Furthermore, like other generative technologies, motion generation models could be misused by malicious actors. The ability to create realistic human motions could be exploited to generate convincing deepfakes or synthetic media for the purpose of disinformation, harassment, or creating non-consensual content. As EasyTune makes the process of aligning models to specific objectives more efficient, it could inadvertently lower the barrier for adapting these models to generate harmful or undesirable motions.

Finally, the advancement of motion generation technology may have a significant socio-economic impact. On one hand, such tools could automate tasks traditionally performed by animators, choreographers, and motion capture actors, potentially displacing jobs in creative industries. On the other hand, EasyTune could also serve as a powerful creative tool, democratizing animation and enabling new forms of artistic expression for independent creators and small studios. It also holds potential for positive applications in fields like robotics, virtual reality, and physical rehabilitation. We believe that continued research and community dialogue are essential to mitigate the risks while harnessing the benefits of this technology.

REPRODUCIBILITY STATEMENT

We commit to releasing all *code*, *model weights*, and *baseline implementations* upon acceptance. To ensure the reproducibility of our experiments, we put the key parts in Appendix A.1. For datasets, we use open source datasets described in Sec. 5.1. For generated results, we upload generated videos to the supplementary material.

LARGE LANGUAGE MODELS USAGE STATEMENT

We used Large Language Models (LLMs) as auxiliary tools during the preparation of this manuscript. In particular, LLMs were employed to polish the language, improve grammar, and enhance readability of the text. All conceptual ideas, technical contributions, analyses, and conclusions presented in this work are entirely our own and were developed independently of LLM assistance. The models were not used to generate novel scientific content, perform data analysis, or contribute to the design of experiments. We have carefully verified all statements and ensured that the final version of the manuscript accurately reflects our intended meaning and contributions.

REFERENCES

- Samaneh Azadi, Akbar Shah, Thomas Hayes, Devi Parikh, and Sonal Gupta. Make-an-animation: Large-scale text-conditional 3d human motion generation. In *Proceedings of the IEEE/CVF International Conference on Computer Vision*, pp. 15039–15048, 2023. 1
- Kevin Black, Michael Janner, Yilun Du, Ilya Kostrikov, and Sergey Levine. Training diffusion models with reinforcement learning. *arXiv preprint arXiv:2305.13301*, 2023. 1, 27
- Xin Chen, Biao Jiang, Wen Liu, Zilong Huang, Bin Fu, Tao Chen, and Gang Yu. Executing your commands via motion diffusion in latent space. In *Proceedings of the IEEE/CVF Conference on Computer Vision and Pattern Recognition*, pp. 18000–18010, 2023. 1, 2, 3, 8, 9, 10, 17, 18, 19
- Kevin Clark, Paul Vicol, Kevin Swersky, and David J. Fleet. Directly fine-tuning diffusion models on differentiable rewards. In *The Twelfth International Conference on Learning Representations*, 2024. URL <https://openreview.net/forum?id=lvmSEVL19f>. 1, 2, 3, 5, 8, 19, 26, 28
- Wenxun Dai, Ling-Hao Chen, Yufei Huo, Jingbo Wang, Jinpeng Liu, Bo Dai, and Yansong Tang. Real-time controllable motion generation via latent consistency model. 2, 7, 8, 9
- Wenxun Dai, Ling-Hao Chen, Jingbo Wang, Jinpeng Liu, Bo Dai, and Yansong Tang. Motionlcm: Real-time controllable motion generation via latent consistency model. In Aleš Leonardis, Elisa Ricci, Stefan Roth, Olga Russakovsky, Torsten Sattler, and Gül Varol (eds.), *European Conference on Computer Vision*, pp. 390–408, Cham, 2024. Springer Nature Switzerland. ISBN 978-3-031-72640-8. 2, 3, 8, 9
- Ying Fan, Olivia Watkins, Yuqing Du, Hao Liu, Moonkyung Ryu, Craig Boutilier, Pieter Abbeel, Mohammad Ghavamzadeh, Kangwook Lee, and Kimin Lee. Dpok: Reinforcement learning for fine-tuning text-to-image diffusion models. In A. Oh, T. Naumann, A. Globerson, K. Saenko, M. Hardt, and S. Levine (eds.), *Advances in Neural Information Processing Systems*, volume 36, pp. 79858–79885. Curran Associates, Inc., 2023a. URL https://proceedings.neurips.cc/paper_files/paper/2023/file/fc65fab891d83433bd3c8d966edde311-Paper-Conference.pdf. 1
- Ying Fan, Olivia Watkins, Yuqing Du, Hao Liu, Moonkyung Ryu, Craig Boutilier, Pieter Abbeel, Mohammad Ghavamzadeh, Kangwook Lee, and Kimin Lee. Dpok: Reinforcement learning for fine-tuning text-to-image diffusion models. *Advances in Neural Information Processing Systems*, 36:79858–79885, 2023b. 27
- Alessandro Flaborea, Luca Collorone, Guido Maria D’Amely Di Melendugno, Stefano D’Arrigo, Bardh Prenkaj, and Fabio Galasso. Multimodal motion conditioned diffusion model for skeleton-based video anomaly detection. In *Proceedings of the IEEE/CVF international conference on computer vision*, pp. 10318–10329, 2023. 26
- Chuan Guo, Shihao Zou, Xinxin Zuo, Sen Wang, Wei Ji, Xingyu Li, and Li Cheng. Generating diverse and natural 3d human motions from text. In *Proceedings of the IEEE/CVF Conference on Computer Vision and Pattern Recognition*, pp. 5152–5161, 2022a. 1, 2, 3, 7, 9, 18
- Chuan Guo, Xinxin Zuo, Sen Wang, and Li Cheng. Tm2t: Stochastic and tokenized modeling for the reciprocal generation of 3d human motions and texts. In *European Conference on Computer Vision*, pp. 580–597. Springer, 2022b. 9, 18
- Chuan Guo, Yuxuan Mu, Muhammad Gohar Javed, Sen Wang, and Li Cheng. Momask: Generative masked modeling of 3d human motions. 2023. 3, 7
- Daya Guo, Dejian Yang, Haowei Zhang, Junxiao Song, Peiyi Wang, Qihao Zhu, Runxin Xu, Ruoyu Zhang, Shirong Ma, Xiao Bi, et al. Deepseek-r1 incentivizes reasoning in llms through reinforcement learning. *Nature*, 645(8081):633–638, 2025. 27
- Gaoge Han, Mingjiang Liang, Jinglei Tang, Yongkang Cheng, Wei Liu, and Shaoli Huang. ReinDiffuse: Crafting Physically Plausible Motions with Reinforced Diffusion Model. In *2025 IEEE/CVF Winter Conference on Applications of Computer Vision (WACV)*, pp. 2218–2227, Los Alamitos, CA, USA, March 2025. IEEE Computer Society. doi: 10.1109/WACV61041.2025.00222. URL <https://doi.ieeecomputersociety.org/10.1109/WACV61041.2025.00222>. 3

- Yiming Huang, Weilin Wan, Yue Yang, Chris Callison-Burch, Mark Yatskar, and Lingjie Liu. Como: Controllable motion generation through language guided pose code editing. In *Computer Vision – ECCV 2024: 18th European Conference, Milan, Italy, September 29–October 4, 2024, Proceedings, Part XXIX*, pp. 180–196, Berlin, Heidelberg, 2024. Springer-Verlag. ISBN 978-3-031-73396-3. doi: 10.1007/978-3-031-73397-0_11. URL https://doi.org/10.1007/978-3-031-73397-0_11. 9, 18
- Michael Janner, Justin Fu, Marvin Zhang, and Sergey Levine. When to trust your model: Model-based policy optimization. *Advances in neural information processing systems*, 32, 2019. 3
- Yuval Kirstain, Adam Polyak, Uriel Singer, Shahbuland Matiana, Joe Penna, and Omer Levy. Pick-a-pic: An open dataset of user preferences for text-to-image generation. *Advances in Neural Information Processing Systems*, 36:36652–36663, 2023. 1, 7
- Hanyang Kong, Kehong Gong, Dongze Lian, Michael Bi Mi, and Xinchao Wang. Priority-centric human motion generation in discrete latent space. In *Proceedings of the IEEE/CVF International Conference on Computer Vision*, pp. 14806–14816, 2023. 9, 18
- Black Forest Labs. Flux. <https://github.com/black-forest-labs/flux>, 2024. 25
- Zhe Li, Weihao Yuan, Yisheng HE, Lingteng Qiu, Shenhao Zhu, Xiaodong Gu, Weichao Shen, Yuan Dong, Zilong Dong, and Laurence Tianruo Yang. LaMP: Language-motion pretraining for motion generation, retrieval, and captioning. In *The Thirteenth International Conference on Learning Representations*, 2025. URL <https://openreview.net/forum?id=LYawG8YkPa>. 7, 8, 9, 10
- Han Liang, Jiacheng Bao, Ruichi Zhang, Sihan Ren, Yuecheng Xu, Sibe Yang, Xin Chen, Jingyi Yu, and Lan Xu. Omg: Towards open-vocabulary motion generation via mixture of controllers. In *Proceedings of the IEEE/CVF Conference on Computer Vision and Pattern Recognition*, pp. 482–493, 2024. 9
- Jie Liu, Gongye Liu, Jiajun Liang, Yangguang Li, Jiaheng Liu, Xintao Wang, Pengfei Wan, Di Zhang, and Wanli Ouyang. Flow-grpo: Training flow matching models via online rl. *arXiv preprint arXiv:2505.05470*, 2025. 27
- Cheng Lu, Yuhao Zhou, Fan Bao, Jianfei Chen, Chongxuan Li, and Jun Zhu. Dpm-solver: A fast ode solver for diffusion probabilistic model sampling in around 10 steps. *Advances in neural information processing systems*, 35:5775–5787, 2022. 7
- Zichong Meng, Yiming Xie, Xiaogang Peng, Zeyu Han, and Huaizu Jiang. Rethinking diffusion for text-driven human motion generation. 2025. 3, 9, 18
- Massimiliano Pappa, Luca Collorone, Giovanni Ficarra, Indro Spinelli, and Fabio Galasso. Modipo: text-to-motion alignment via ai-feedback-driven direct preference optimization. *arXiv preprint arXiv:2405.03803*, 2024. 3
- Wenshuo Peng, Kaipeng Zhang, and Sai Qian Zhang. T3m: Text guided 3d human motion synthesis from speech. *arXiv preprint arXiv:2408.12885*, 2024. 1
- Mathis Petrovich, Michael J Black, and Gül Varol. Temos: Generating diverse human motions from textual descriptions. In *European Conference on Computer Vision*, pp. 480–497. Springer, 2022. 9
- Mathis Petrovich, Michael J Black, and Gül Varol. Tmr: Text-to-motion retrieval using contrastive 3d human motion synthesis. In *Proceedings of the IEEE/CVF International Conference on Computer Vision*, pp. 9488–9497, 2023. 6, 9, 10, 21
- Matthias Plappert, Christian Mandery, and Tamim Asfour. The kit motion-language dataset. *Big data*, 4(4):236–252, 2016. 2, 7, 9
- Mihir Prabhudesai, Anirudh Goyal, Deepak Pathak, and Katerina Fragkiadaki. Aligning text-to-image diffusion models with reward backpropagation, 2023. 2, 3, 8, 28

- Alec Radford, Jong Wook Kim, Chris Hallacy, Aditya Ramesh, Gabriel Goh, Sandhini Agarwal, Girish Sastry, Amanda Askell, Pamela Mishkin, Jack Clark, et al. Learning transferable visual models from natural language supervision. In *International conference on machine learning*, pp. 8748–8763. PMLR, 2021. 25
- Allen Z Ren, Justin Lidard, Lars L Ankile, Anthony Simeonov, Pulkit Agrawal, Anirudha Majumdar, Benjamin Burchfiel, Hongkai Dai, and Max Simchowitz. Diffusion policy policy optimization. *arXiv preprint arXiv:2409.00588*, 2024. 27
- Keming Shen, Bizhu Wu, Junliang Chen, Xiaoqin Wang, and Linlin Shen. Finextrol: Controllable motion generation via fine-grained text, 2025. URL <https://arxiv.org/abs/2511.18927>. 1
- Yang Song, Jascha Sohl-Dickstein, Diederik P Kingma, Abhishek Kumar, Stefano Ermon, and Ben Poole. Score-based generative modeling through stochastic differential equations. *arXiv preprint arXiv:2011.13456*, 2020. 7
- Zihan Su, Xuerui Qiu, Hongbin Xu, Tangyu Jiang, Junhao Zhuang, Chun Yuan, Ming Li, Shengfeng He, and Fei Richard Yu. Safe-sora: Safe text-to-video generation via graphical watermarking. *arXiv preprint arXiv:2505.12667*, 2025. 3
- Zihan Su, Hongyang Wei, Kangrui Cen, Yong Wang, Guanhua Chen, Chun Yuan, and Xiangxiang Chu. Generation enhances understanding in unified multimodal models via multi-representation generation, 2026. URL <https://arxiv.org/abs/2601.21406>. 1
- Xiaofeng Tan, Hongsong Wang, Xin Geng, and Liang Wang. Frequency-guided diffusion model with perturbation training for skeleton-based video anomaly detection. *arXiv preprint arXiv:2412.03044*, 2024. 3
- Xiaofeng Tan, Hongsong Wang, Xin Geng, and Pan Zhou. Sopo: Text-to-motion generation using semi-online preference optimization. *Advances in Neural Information Processing Systems*, 2025. 1, 2, 3, 6, 9, 20
- Xiaofeng Tan, Jun Liu, Yuanting Fan, Bin-Bin Gao, Xi Jiang, Xiaochen Chen, Jinlong Peng, Chengjie Wang, Hongsong Wang, and Feng Zheng. Consistenttrft: Reducing visual hallucinations in flow-based reinforcement fine-tuning, 2026. URL <https://arxiv.org/abs/2602.03425>. 1
- Arvin Tashakori, Arash Tashakori, Gongbo Yang, Z Jane Wang, and Peyman Servati. Flexmotion: Lightweight, physics-aware, and controllable human motion generation. *arXiv preprint arXiv:2501.16778*, 2025. 1
- Guy Tevet, Sigal Raab, Brian Gordon, Yoni Shafir, Daniel Cohen-or, and Amit Haim Bermano. Human motion diffusion model. In *The Eleventh International Conference on Learning Representations*, 2023. 2, 3, 7, 8, 9
- Bram Wallace, Meihua Dang, Rafael Rafailov, Linqi Zhou, Aaron Lou, Senthil Purushwalkam, Stefano Ermon, Caiming Xiong, Shafiq Joty, and Nikhil Naik. Diffusion model alignment using direct preference optimization. In *Proceedings of the IEEE/CVF Conference on Computer Vision and Pattern Recognition (CVPR)*, pp. 8228–8238, June 2024. 1
- Haoru Wang, Wentao Zhu, Luyi Miao, Yishu Xu, Feng Gao, Qi Tian, and Yizhou Wang. Aligning human motion generation with human perceptions. *arXiv preprint arXiv:2407.02272*, 2024. 1
- Haoru Wang, Wentao Zhu, Luyi Miao, Yishu Xu, Feng Gao, Qi Tian, and Yizhou Wang. Aligning motion generation with human perceptions. In *International Conference on Learning Representations (ICLR)*, 2025. 3
- Yiling Wang, Zeyu Zhang, Yiran Wang, and Hao Tang. Safemo: Linguistically grounded unlearning for trustworthy text-to-motion generation. *arXiv preprint arXiv:2601.00590*, 2026. 3
- Yin Wang, Zhiying Leng, Frederick WB Li, Shun-Cheng Wu, and Xiaohui Liang. Fg-t2m: Fine-grained text-driven human motion generation via diffusion model. In *Proceedings of the IEEE/CVF International Conference on Computer Vision*, pp. 22035–22044, 2023. 9, 18

- Wanjiang Weng, Xiaofeng Tan, Hongsong Wang, and Pan Zhou. Realign: Text-to-motion generation via step-aware reward-guided alignment. *arXiv preprint arXiv:2505.04974*, 2025. 7, 8, 9, 10
- Xiaoshi Wu, Yiming Hao, Keqiang Sun, Yixiong Chen, Feng Zhu, Rui Zhao, and Hongsheng Li. Human preference score v2: A solid benchmark for evaluating human preferences of text-to-image synthesis. *arXiv preprint arXiv:2306.09341*, 2023. 25
- Xiaoshi Wu, Yiming Hao, Manyuan Zhang, Keqiang Sun, Zhaoyang Huang, Guanglu Song, Yu Liu, and Hongsheng Li. Deep reward supervisions for tuning text-to-image diffusion models. In *Computer Vision and Pattern Recognition (ECCV)*, pp. 108–124, Cham, 2025. Springer Nature Switzerland. URL https://link.springer.com/chapter/10.1007/978-3-031-73010-8_7. 1, 2, 3, 5, 6, 8, 28
- Xin Xie and Dong Gong. Dymo: Training-free diffusion model alignment with dynamic multi-objective scheduling. In *Proceedings of the Computer Vision and Pattern Recognition Conference*, pp. 13220–13230, 2025. 5, 18, 27
- Jiazheng Xu, Xiao Liu, Yuchen Wu, Yuxuan Tong, Qinkai Li, Ming Ding, Jie Tang, and Yuxiao Dong. Imagereward: Learning and evaluating human preferences for text-to-image generation. *Advances in Neural Information Processing Systems*, 36:15903–15935, 2023. 5
- Zeyue Xue, Jie Wu, Yu Gao, Fangyuan Kong, Lingting Zhu, Mengzhao Chen, Zhiheng Liu, Wei Liu, Qiushan Guo, Weilin Huang, et al. Dancegrpo: Unleashing grpo on visual generation. *arXiv preprint arXiv:2505.07818*, 2025. 27
- Heyuan Yao, Zhenhua Song, Baoquan Chen, and Libin Liu. Controlvae: Model-based learning of generative controllers for physics-based characters. *ACM Transactions on Graphics (TOG)*, 41(6): 1–16, 2022. 3
- Heyuan Yao, Zhenhua Song, Yuyang Zhou, Tenglong Ao, Baoquan Chen, and Libin Liu. Moconvq: Unified physics-based motion control via scalable discrete representations. *ACM Transactions on Graphics (TOG)*, 43(4):1–21, 2024. 3
- Ye Yuan, Jiaming Song, Umar Iqbal, Arash Vahdat, and Jan Kautz. Physdiff: Physics-guided human motion diffusion model. In *Proceedings of the IEEE/CVF international conference on computer vision*, pp. 16010–16021, 2023. 3
- Jianrong Zhang, Yangsong Zhang, Xiaodong Cun, Yong Zhang, Hongwei Zhao, Hongtao Lu, Xi Shen, and Ying Shan. Generating human motion from textual descriptions with discrete representations. In *Proceedings of the IEEE/CVF conference on computer vision and pattern recognition*, pp. 14730–14740, 2023a. 9, 18
- Mingyuan Zhang, Xinying Guo, Liang Pan, Zhongang Cai, Fangzhou Hong, Huirong Li, Lei Yang, and Ziwei Liu. Remodiffuse: Retrieval-augmented motion diffusion model. In *Proceedings of the IEEE/CVF International Conference on Computer Vision*, pp. 364–373, 2023b. 9
- Mingyuan Zhang, Zhongang Cai, Liang Pan, Fangzhou Hong, Xinying Guo, Lei Yang, and Ziwei Liu. Motiondiffuse: Text-driven human motion generation with diffusion model. *IEEE Transactions on Pattern Analysis and Machine Intelligence*, 46(6):4115–4128, 2024a. 2, 8, 9, 18
- Zeyu Zhang, Akide Liu, Ian Reid, Richard Hartley, Bohan Zhuang, and Hao Tang. Motion mamba: Efficient and long sequence motion generation. In *European Conference on Computer Vision*, pp. 265–282. Springer, 2024b. 9, 18
- Chongyang Zhong, Lei Hu, Zihao Zhang, and Shihong Xia. Attt2m: Text-driven human motion generation with multi-perspective attention mechanism. In *Proceedings of the IEEE/CVF International Conference on Computer Vision*, pp. 509–519, 2023. 9, 18
- Qiran Zou, Shangyuan Yuan, Shian Du, Yu Wang, Chang Liu, Yi Xu, Jie Chen, and Xiangyang Ji. Parco: Part-coordinating text-to-motion synthesis. *arXiv preprint arXiv:2403.18512*, 2024. 9, 18

EasyTune: Efficient Step-Aware Fine-Tuning for Diffusion-Based Motion Generation

Supplementary Material

SUPPLEMENTARY CONTENTS

A	More Experimental Results	16
A.1	Experimental Setting for Baseline	16
A.2	Experimental Results and Discussion about Reward Hacking	17
A.3	Text-to-Motion Generation Evaluation on KIT-ML dataset	17
A.4	Visualizations	18
A.5	Quantitative Results on Step-Level Reward Reweighting	18
A.6	Sensitivity Analysis	20
A.7	Comprehensive Statistics on Overhead	23
A.8	Noise-Perception Analysis of Image and Motion	25
A.9	Evaluation on Physical Perception Ability of Reward Model	25
A.10	Failure Case Analysis: Reward Hacking	26
B	More Technical Discussions	26
B.1	Gradient Analysis of Differentiable Reward Methods	26
B.2	Discussion on Step Optimization and Policy Gradient Methods	27
B.3	Discussions on Existing Fine-Tuning Methods	28
B.4	Details on Self-Refining Preference Learning	29
B.5	Discussion on Noise-Aware and One-Step Reward	29
C	Proof	30
C.1	Proof of Corollary 1	30
C.2	Convergence Analysis	31
C.3	Proof of Eq. (5)	33

This supplementary document provides additional experimental results, technical discussions, and theoretical analysis. It is organized as follows: Sec. **A** presents extended experimental results, including baseline settings, reward hacking analysis, text-to-motion generation performance on KIT-ML, qualitative visualizations, ablation studies on step-level reweighting and sensitivity analyses, efficiency analyses, cross-domain noise-perception comparison, and failure case analysis. Sec. **B** offers in-depth discussions on gradient analysis, connections to policy gradient methods, existing fine-tuning methods, SPL details, and noise-aware reward strategies. Sec. **C** contains theoretical proofs, including Corollary 1, convergence analysis, and the derivation of Eq. (5).

A MORE EXPERIMENTAL RESULTS

A.1 EXPERIMENTAL SETTING FOR BASELINE

The hyperparameter configurations for our EasyTune method and the baseline are provided, with the majority of the settings following the official settings, as presented in Tab. **S1**.

Table S1: Hyperparameters for EasyTune and baseline methods.

	MLD	AlignProp	ReFL-10	ReFL-20	DRaFT-10	DRaFT-50	DR Tune	EasyTune (Ours)	Meaning
Random seed	1234	1234	1234	1234	1234	1234	1234	1234	Seed for reproducibility
Batch size	256	256	256	256	256	256	256	256	Training examples per step
CLIP Range	-	1e0	1e0	1e0	1e0	1e0	1e0	1e0	Grad clipping range
Ckpt steps	-	1000	1000	1000	1000	1000	1000	1000	Steps between checkpoints
Reward Weight	-	1e-1	1e-1	1e-1	1e-1	1e-1	1e-1	1e-1	Reward/alignment loss weight
Learning Rate	1e-5	1e-5	1e-5	1e-5	1e-5	1e-5	1e-5	1e-5	Optimizer learning rate
K	-	-	10	20	[40,50]	[0,50]	[40,50]	[0,50]	Denoising timestep range for fine-tuning
T	50	50	50	50	50	50	50	50	The number of denoise scheduler steps
M	-	-	-	-	-	-	[40,50]	-	Range of early-stop timestep
P	-	25	-	-	-	-	-	-	Length of truncated backpropagation through time

A.2 EXPERIMENTAL RESULTS AND DISCUSSION ABOUT REWARD HACKING

Discussion about Reward Hacking. Previous studies have discussed reward-based differentiable approaches to mitigating reward hacking. Specifically, the proposed strategies include early stopping on a validation set, fine-tuning with LoRA instead of full-parameter tuning, and incorporating KL-divergence regularization. Importantly, our method can be seamlessly combined with these strategies. In our implementation, we provide support for early stopping on a validation set as well as fine-tuning using LoRA.

Additionally, EasyTune is compatible with established techniques like KL regularization and multi-aspect rewards, which effectively mitigate overfitting, as shown in prior work (D-RaFT, AlignProp, DTune). Following these methods, we omitted KL regularization in our main loss:

$$\mathcal{L}_{\text{EasyTune}}^{\text{KL}}(\theta) = -\mathbb{E}_{c \sim \mathcal{D}_T, \mathbf{x}_t^\theta \sim \pi_\theta(\cdot|c), t \sim \mathcal{U}(0, T)} \left[\mathcal{R}_\phi(\mathbf{x}_t^\theta, t, c) + \mathbb{D}_{\text{KL}}(\mathbf{x}_t^\theta | \mathbf{x}_t^{\theta'}) \right], \quad (\text{S1})$$

Experimental Results about Reward Hacking. Quantitative analysis (Fig.S3) confirms that our method is free from reward hacking. To further investigate this behavior, we conducted a user study and compare the baseline method with a variant of our approach that incorporates KL-divergence regularization. Specifically, we generated motions for the first 100 prompts in the HumanML3D test set using both the pre- and post-finetuned models. Each generated motion was independently evaluated by five participants. Using MDM and MLD as base models, the results—presented in Fig. S2 and Fig. 7, respectively—show that our method consistently outperforms the baseline models in human evaluations without exhibiting signs of reward hacking.

Additionally, Tab. S2 provides a detailed comparison between the baseline and the KL-regularized variants. Results shows that KL regularization helps mitigate overfitting and improves diversity, although at a slight cost in generation quality.

A.3 TEXT-TO-MOTION GENERATION EVALUATION ON KIT-ML DATASET

Tab. S3 presents the quantitative performance of text-to-motion generation models on the KIT-ML dataset, evaluated across multiple metrics: R-Precision (Top-1, Top-2, Top-3) for text-motion alignment, Frechet Inception Distance (FID) for motion quality, Multi-Modal Distance (MM Dist) for semantic relevance, and Diversity for motion variety. The analysis compares models enhanced with EasyTune against a comprehensive set of baselines.

The results reveal significant improvements in models enhanced with EasyTune. For MDM (Chen et al., 2023), Top-1 R-Precision increases from 0.403 to 0.442 (a 9.7% gain), Top-2 R-Precision from 0.606 to 0.655 (8.1% gain), and Top-3 R-Precision from 0.731 to 0.773 (5.7% gain). FID of MDM decreases substantially from 0.497 to 0.284 (42.9% improvement), indicating enhanced motion quality. MM Dist of MDM improves from 3.096 to 2.755 (11.0% reduction), reflecting stronger semantic alignment, while Diversity of MDM slightly rises from 10.76 to 11.27, suggesting

Table S2: Performance comparison between EasyTune with and without KL-regularized.

Method	R@P1	R@P2	R@P3	FID ↓	MM-Dist ↓	Div. ↑	Memory ↓
EasyTune	0.581	0.769	0.855	0.132	2.637	9.465	22.10
EasyTune+KL	0.575	0.763	0.846	0.172	2.674	9.482	29.70

Table S3: Comparison of text-to-motion generation performance on the KIT-ML dataset.

Method	R Precision \uparrow			FID \downarrow	MM Dist \downarrow	Diversity \rightarrow
	Top 1	Top 2	Top 3			
Real	0.424	0.649	0.779	0.031	2.788	11.08
TM2T (Guo et al., 2022b)	0.280	0.463	0.587	3.599	4.591	9.473
T2M (Guo et al., 2022a)	0.361	0.559	0.681	3.022	2.052	10.72
M2DM (Kong et al., 2023)	0.416	0.628	0.743	0.515	3.015	11.42
T2M-GPT (Zhang et al., 2023a)	0.416	0.627	0.745	0.514	3.007	10.86
Fg-T2M (Wang et al., 2023)	0.418	0.626	0.745	0.571	3.114	10.93
AttT2M (Zhong et al., 2023)	0.413	0.632	0.751	0.870	3.039	10.96
MotionMamba (Zhang et al., 2024b)	0.419	0.645	0.765	0.307	3.021	11.02
CoMo (Huang et al., 2024)	0.422	0.638	0.765	0.332	2.873	10.95
ParCo (Zou et al., 2024)	0.430	0.649	0.772	0.453	2.820	10.95
SiT (Meng et al., 2025)	0.387	0.610	0.749	0.242	-	-
MDM (Chen et al., 2023)	0.403	0.606	0.731	0.497	3.096	10.76
w/ EasyTune (ours)	0.442 _{+9.7%}	0.655 _{+8.1%}	0.773 _{+5.7%}	0.284 _{+42.9%}	2.755 _{+11.0%}	11.27 _{+0.13}
MoDiffuse (Zhang et al., 2024a)	0.417	0.621	0.739	1.954	2.958	11.10
w/ EasyTune (ours)	0.438 _{+5.0%}	0.649 _{+4.5%}	0.777 _{+5.1%}	1.719 _{+12.0%}	2.892 _{+2.2%}	10.63 _{-0.43}

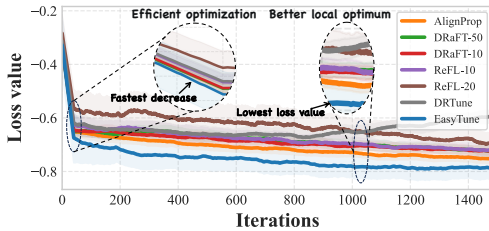


Figure S1: Loss curves for EasyTune and existing fine-tuning methods. Here, the x-axis represents the number of generated motion batches.

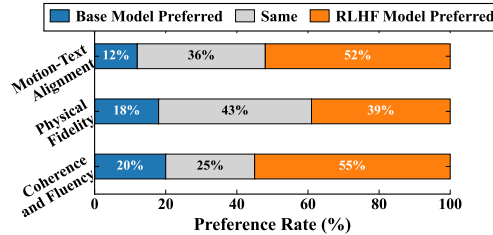


Figure S2: User study on HumanML3D test set. We use MDM model as base model.

maintained motion variety. Similarly, for MoDiffuse (Zhang et al., 2024a), Top-1 R-Precision improves from 0.417 to 0.438 (5.0% gain), Top-2 R-Precision from 0.621 to 0.649 (4.5% gain), and Top-3 R-Precision from 0.739 to 0.777 (5.1% gain). FID of MoDiffuse decreases from 1.954 to 1.719 (12.0% improvement), and MM Dist of MoDiffuse reduces from 2.958 to 2.892 (2.2% improvement). However, Diversity of MoDiffuse slightly declines from 11.10 to 10.63, indicating a minor trade-off in variety for improved alignment and quality. Compared to baselines, EasyTune-enhanced models achieve superior performance. Top-1 R-Precision of MDM with EasyTune (0.442) surpasses that of ParCo (0.430) and MotionMamba (0.419), while FID of MDM with EasyTune (0.284) is competitive with SiT (0.242). MM Dist of MDM with EasyTune (2.755) outperforms most baselines, approaching the real data’s 2.788. These results establish EasyTune-enhanced models as new state-of-the-art on KIT-ML, highlighting their ability to improve text-motion alignment, motion quality, and semantic relevance.

A.4 VISUALIZATIONS

We visualize motions generated by the original MLD (Chen et al., 2023) and by MLD fine-tuned with our EasyTune, as shown in Fig. S3. Our proposed EasyTune substantially improves the capacity of text-to-motion models to comprehend textual semantics. For example, in Fig. S3(j), the model fine-tuned with our proposed EasyTune effectively generates a motion that accurately reflects the semantic intent of the description "The man is marching like a soldier," whereas the original model fails to capture this nuanced behavior.

A.5 QUANTITATIVE RESULTS ON STEP-LEVEL REWARD REWEIGHTING

Prior work has demonstrated that early denoising steps exert a substantial influence on the final generation quality (Xie & Gong, 2025). We further observe that existing trajectory-level optimization methods frequently under-optimize these early steps, as discussed in Sec. 3. To systematically examine the effect of fine-tuning different subsets of steps, we evaluate four alternative reweighting

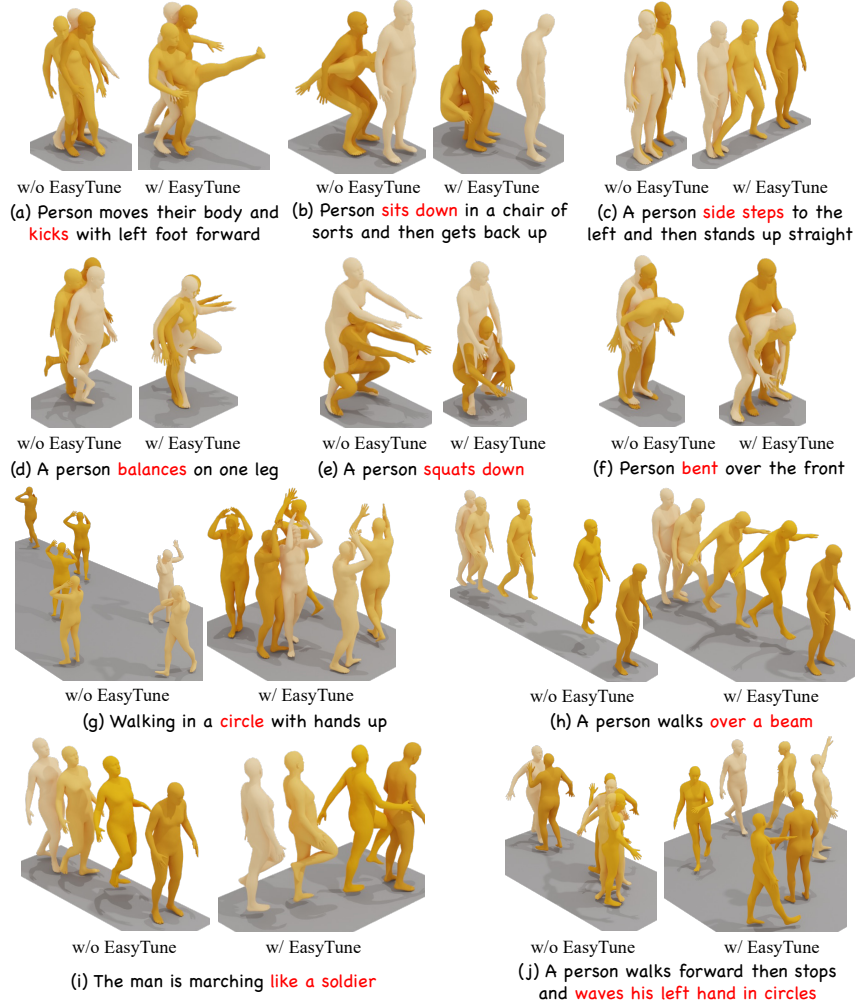


Figure S3: **Visual results on HumanML3D dataset.** “w/o EasyTune” refers to motions generated by the original MLD model (Chen et al., 2023), while “w/ EasyTune” indicates motions generated by the MLD model fine-tuned using our proposed EasyTune.

strategies: (1) optimizing only the final 20 steps; (2) optimizing only the initial 20 steps; (3) linear increasing reweighting with $w_t = \frac{T-t}{T} + 0.5$ at each step; and (4) linear decreasing reweighting with $w_t = -\frac{T-t}{T} + 1.5$ at each step. Results are summarized in Tab. S4.

The experimental results in Tab. S4 highlight the critical role of appropriately weighting different denoising steps. Strategy (1), which optimizes only the final 20 steps, yields clearly inferior performance (R@1: 0.546, FID: 0.184) compared to EasyTune (Full), indicating that restricting optimization to late steps is insufficient to fully exploit the potential of the diffusion process. This

Table S4: **Ablation study on step-level reward reweighting strategies for EasyTune.** The baseline is MLD.

Method	R Precision \uparrow			FID \downarrow	MM Dist \downarrow	Diversity \rightarrow	Memory (GB) \downarrow
	Top 1	Top 2	Top 3				
Real	0.511	0.703	0.797	0.002	2.974	9.503	-
w/ DRaFT-50 (Clark et al., 2024)	0.528	0.724	0.819	0.197	2.872	9.641	37.32
w/ EasyTune (Full)	0.581	0.769	0.855	0.132	2.637	9.465	22.10
EasyTune + (1)	0.546	0.735	0.804	0.184	2.815	9.682	22.10
EasyTune + (2)	0.567	0.759	0.842	0.158	2.673	9.430	22.10
EasyTune + (3)	0.556	0.748	0.838	0.147	2.652	9.421	22.10
EasyTune + (4)	0.584	0.773	0.859	0.136	2.631	9.521	22.10

Table S5: Performance of SPL mechanism for fine-tuning TMR.

Methods	Text-Motion Retrieval \uparrow					Motion-Text Retrieval \uparrow				
	R@1	R@2	R@3	R@5	R@10	R@1	R@2	R@3	R@5	R@10
TMR	67.16	81.32	86.81	91.43	95.36	67.97	81.20	86.35	91.70	95.27
+SPL	68.76	82.36	87.99	92.06	96.47	69.03	82.87	87.84	92.56	96.45

result is also comparable to that of DRaFT-50 (R@1: 0.528, FID: 0.197), suggesting that DRaFT-50’s suboptimal performance likely stems from gradient vanishing, which effectively causes the method to under-optimize early denoising steps. Strategy (2), which optimizes only the initial 20 steps, achieves somewhat better performance (R@1: 0.567, FID: 0.158) than Strategy (1), but still falls short of EasyTune (Full), showing that early-step optimization alone is also not sufficient.

For the linearly increasing reweighting scheme (Strategy (3), $w_t = \frac{T-t}{T} + 0.5$), which places larger weights on later steps. In contrast, the linearly decreasing reweighting scheme (Strategy (4), $w_t = -\frac{T-t}{T} + 1.5$), which emphasizes earlier steps, achieves the best overall performance among the reweighted variants (R@1: 0.584, FID: 0.136, MM Dist: 2.631). Notably, its performance is on par with, or slightly better than, EasyTune (Full) in terms of alignment (R@1: 0.584 vs. 0.581) while maintaining comparable generation quality. Taken together, these results provide strong empirical evidence that properly optimizing early denoising steps is crucial for downstream performance.

A.6 SENSITIVITY ANALYSIS

A.6.1 SENSITIVITY ANALYSIS OF RETRIEVAL MODEL SELECTION

Effect on Settings. We investigate the sensitivity of our SPL mechanism to different reward models and their impact on final fine-tuned generation results. A key observation is that weaker reward models, when trained using hyperparameter settings optimized for stronger models, can suffer from training collapse. This occurs because the core principle of SPL is to mine motion pairs and maximize the gap between preferred and non-preferred motions. In other words, the model must learn to produce preferred motions while forgetting non-preferred ones. However, forgetting is inherently simpler than learning, and weaker retrieval models are more prone to mining incorrect pairs during online sampling. To address this, we employ more relaxed candidate number K to increase the probability of successful pair mining, thereby strengthening learning signals and reducing erroneous unlearning.

Effect on Text-Motion Retrieval Task. We demonstrate this using TMR, a moderately weaker retrieval model, where SPL consistently improves performance. As shown in Tab. S5, the motion-text retrieval R@1 improves from 67.16% to 68.76%, and motion-text retrieval R@1 improves from 67.97% to 69.03%, confirming that our method generalizes effectively to weaker reward models with appropriate hyperparameter adjustments.

Effect on Text-to-Motion Generation Task. We further explore whether step-aware fine-tuning generalizes to weaker pre-trained reward models. As shown in Tab. S6, even when using TMR, a less discriminative retrieval model compared to SPL, our step-aware optimization approach consistently improves generation quality. Specifically, when combined with EasyTune using TMR as the reward model, both the step-level and chain-of-thought variants achieve substantial gains: the step variant reaches R@1 of 0.573 (vs. baseline 0.481), and the chain variant reaches 0.567. They still represent significant improvements over the baseline. This finding suggests that the effectiveness of step-aware optimization is not solely dependent on using the strongest available reward model. Rather, the key insight is that even weaker but still discriminative reward models can provide effective supervision signals, as their ranking capability, though inferior to stronger models, still exceeds that of the base generation model itself (Tan et al., 2025). This robustness to reward model choice broadens the applicability of our approach.

A.6.2 ANALYSIS OF CANDIDATE NUMBER K SELECTION & RETRIEVAL POOL

Mechanism. As discussed above, the core mechanism of our SPL is to mine preference motion pairs online and to maximize the learning signal by enlarging the gap between preferred and non-preferred

pairs. In essence, SPL is designed to forget incorrectly generated motions while retaining correct ones. However, this task is inherently asymmetric: forgetting is much easier than remembering, making it crucial to carefully control the frequency at which negative samples are forgotten. In our implementation, both the candidate number K and the retrieval pool configuration substantially affect this behavior. Specifically, when retrieval fails, SPL jointly learns to memorize correct samples and forget incorrect ones; otherwise, the model simply optimizes the original pre-training objective. A larger K and a smaller retrieval pool generally increase the retrieval success rate. **Intuitively, we should therefore choose K and the retrieval pool such that successful retrievals occur substantially more often than failures.**

Experimental Settings. Fortunately, Petrovich et al. (2023) has discussed similar retrieval settings. Specifically, four retrieval pool settings are considered: (a) *All*: Using the entire test set without modification, though this can be problematic due to repetitive or subtly different text descriptions (e.g., “person” vs. “human”, “walk” vs. “walking”). (b) *All with threshold*: Searching over the entire test set but accepting a retrieval as correct only if the text similarity exceeds a threshold (set to 0.95 on a $[0, 1]$ scale). This approach is more principled, distinguishing between genuine matches and superficially similar pairs like “A human walks forward” vs. “Someone is walking forward”. (c) *Dissimilar subset*: Sampling 100 motion-text pairs with maximally dissimilar texts (via quadratic knapsack approximation). This provides a cleaner but easier evaluation setting. (d) *Small batches*: Randomly sampling batches of 32 motion-text pairs and reporting average performance, providing a more realistic in-the-wild scenario.

Among these four configurations, settings (a) and (b) yield low retrieval success rates and are computationally expensive. Their success rates are often even lower than the failure rates, which substantially hinders the practical deployment of SPL. By contrast, configurations (c) and (d) achieve much higher retrieval success rates. In our main experiments, we therefore adopt setting (d). With $K = 10$, configuration (d) attains a retrieval failure ratio of approximately 1:20. This ratio empirically leads to stable optimization. In comparison, configuration (c) exhibits a failure ratio of about 1:6 at $K = 10$, which tends to result in less stable performance due to the higher frequency of retrieval failures.

Results & Discussion. Based on configurations (c) and (d), we systematically study how different choices of K and retrieval pool settings influence generation performance. Specifically, we evaluate $K \in \{10, 15, 20\}$ for both settings, and report the results in Tab. S7.

In practice, we recommend conducting a similar sensitivity analysis under limited computational resources (e.g., 10 minutes on a single GPU) to determine appropriate values of K and the retrieval pool for a given application. A retrieval failure ratio of approximately 1:20 typically leads to stable and robust optimization across different scenarios.

A.6.3 AVAILABILITY OF NOISE-AWARE REWARD

Experimental Setting. In this experiment, we assess the noise-aware availability of our reward model, i.e., how well the underlying retrieval models can operate under noisy motion inputs. Specifically, based on the HumanML3D dataset, we construct noisy test samples \mathbf{x}_t by running the forward diffusion process of MLD. For noise-aware reward models, we directly evaluate on \mathbf{x}_t . For output-aware models (TMR (Petrovich et al., 2023)), we instead apply an ODE-based denoising process to \mathbf{x}_t and use the resulting predicted clean samples $\hat{\mathbf{x}}_0$ as inputs.

Results & Discussion. As shown in Tab. S8, both noise-aware models (ReAlign and SPL) demonstrate remarkable stability across conditions, with SPL achieving virtually identical performance on noisy data (69.36% R@1) versus clean data (69.31% R@1), while output-aware models like TMR

Table S6: **Fine-tuning performance using TMR as reward model.** The baseline is MLD.

Method	R Precision \uparrow			FID \downarrow	MM Dist \downarrow	Diversity \rightarrow
	Top 1	Top 2	Top 3			
Real	0.511	0.703	0.797	0.002	2.974	9.503
+TMR (w/ SPL, Step)	0.573	0.760	0.843	0.173	2.682	9.942
+TMR (w/ SPL, Chain)	0.567	0.753	0.836	0.158	2.698	9.874

Table S7: **Sensitivity analysis of the number of candidate motions K and retrieval pool settings.** The baseline is MLD. Numbers in the Method column denote the value of K .

Method	R Precision \uparrow			FID \downarrow	MM Dist \downarrow	Diversity \rightarrow
	Top 1	Top 2	Top 3			
Real	0.511	0.703	0.797	0.002	2.974	9.503
$K = 10 + (d)$	0.581	0.769	0.855	0.132	2.637	9.465
$K = 15 + (d)$	0.571	0.758	0.843	0.142	2.668	9.486
$K = 20 + (d)$	0.564	0.747	0.830	0.184	2.704	9.629
$K = 10 + (c)$	-	-	-	-	-	-
$K = 15 + (c)$	0.585	0.773	0.859	0.155	2.626	9.428
$K = 20 + (c)$	0.574	0.759	0.844	0.149	2.653	9.495

Table S8: **Experimental results of Noise-Aware Text-Motion Retrieval.**

Methods	Input Data	Text-Motion Retrieval \uparrow						Motion-Text Retrieval \uparrow					
		R@1	R@2	R@3	R@5	R@10		R@1	R@2	R@3	R@5	R@10	
ReAlign	Clean Data	67.59	82.24	87.44	91.97	96.28		68.94	82.86	87.95	92.44	96.28	
ReAlign	Noisy Data	67.20	81.46	87.11	91.39	95.67		68.02	81.84	87.56	91.39	95.69	
ReAlign	Predicted Clean Data	67.80	82.38	87.86	92.27	96.61		68.04	82.47	87.97	92.10	96.34	
SPL	Clean Data	69.31	83.71	88.66	92.81	96.75		70.23	83.41	88.72	93.07	97.04	
SPL	Noisy Data	69.36	83.63	88.53	92.83	96.76		70.34	83.41	88.66	93.04	96.93	
SPL	Predicted Clean Data	68.39	83.31	88.59	93.11	96.73		68.60	82.35	88.06	92.79	96.53	
TMR	Clean Data	67.16	81.32	86.81	91.43	95.36		67.97	81.20	86.35	91.70	95.27	
TMR	Predicted Clean Data	66.98	81.04	87.09	92.11	95.74		68.32	80.69	86.43	92.13	95.84	

can be effectively adapted via ODE-based denoising (66.98% recovery from clean baseline 67.16%), collectively validating that modern retrieval models reliably perceive intermediate denoising states and can serve as robust reward models for diffusion-based optimization.

A.6.4 SENSITIVITY ANALYSIS ON LEARNING RATE

To further assess the robustness of our approach, we examine the sensitivity of EasyTune to the learning rate hyperparameter. Across a reasonable range of learning rates (from 10^{-5} to 2×10^{-4}), our method exhibits only minor performance variation, indicating strong robustness to this critical hyperparameter. The corresponding results are shown in Fig. S4.

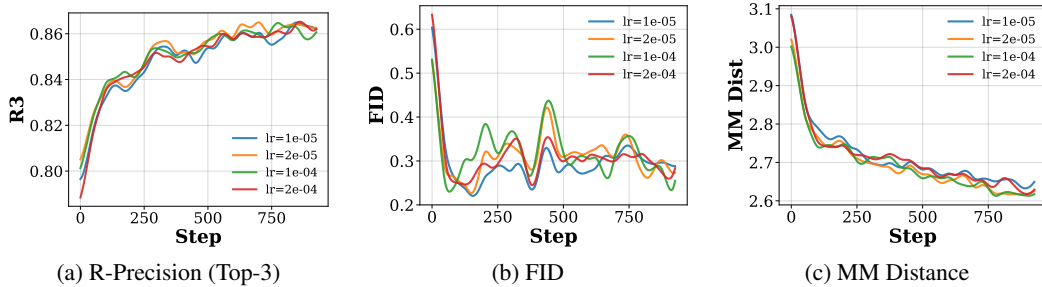


Figure S4: **Learning rate sensitivity analysis on validation set.** Performance metrics remain stable across the learning rate range (spanning from 2×10^{-4} to 10^{-5}), demonstrating the robustness of EasyTune to this hyperparameter. (a) R-Precision at Top-3; (b) Frechet Inception Distance; (c) Multi-Modal Distance.

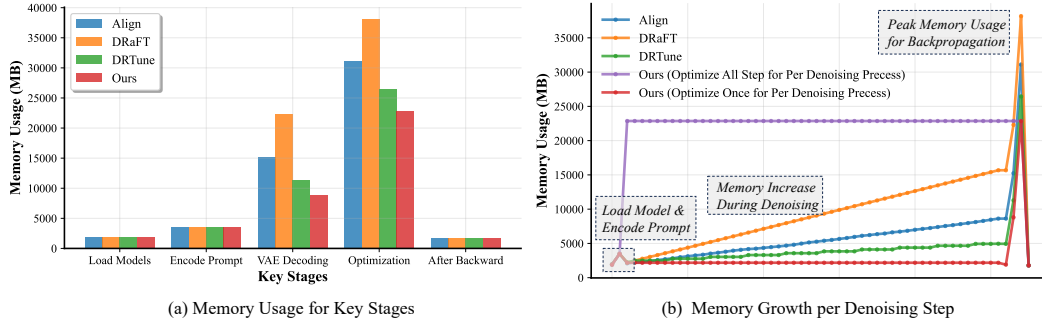


Figure S5: **Comprehensive memory analysis of EasyTune and existing fine-tuning methods.** We report the memory usage of key stages (model loading, prompt encoding, denoising, VAE-based motion decoding, and reward computation with backpropagation), as well as the full memory trajectory during optimization. EasyTune achieves lower peak memory while maintaining high utilization, benefiting from the $\mathcal{O}(1)$ memory growth of the denoising process.

A.7 COMPREHENSIVE STATISTICS ON OVERHEAD

A.7.1 MEMORY OVERHEAD

In this part, we provide a detailed comparison of the memory consumption of existing fine-tuning methods and our EasyTune framework. Our pipeline consists of several key stages, including loading the model, encoding text prompts, denoising in the latent space, decoding motions via the VAE, and computing rewards followed by backpropagation. As illustrated in Fig. S5, we report both (a) the memory usage of each individual stage and (b) the overall memory trajectory throughout the full optimization process. All experiments are conducted on a single NVIDIA RTX A6000 GPU, with Intel(R) Xeon(R) Silver 4316 CPU @ 2.30GHz.

It is worth noting that our method performs multiple optimization steps within a single denoising trajectory, which leads to relatively high average memory utilization. However, the peak memory consumption of EasyTune is significantly lower than that of existing methods. In practice, higher utilization indicates more efficient use of available GPU resources, while a lower peak memory footprint reflects reduced hardware requirements. The results further demonstrate that the memory savings of our method mainly stem from the $\mathcal{O}(1)$ memory growth of the denoising process.

A.7.2 COMPUTATIONAL OVERHEAD

In this part, we benchmark the training-time and computational overhead of EasyTune against existing fine-tuning methods. Following the setup used in our main experiments, we measure the training time and total TFLOPs required to reach convergence. Additionally, all methods share the same sampling procedure as their corresponding base diffusion models, and thus incur no additional overhead during inference.

As shown in Tab. S9, EasyTune is consistently more training-efficient than prior differentiable reward-based methods. It achieves the lowest per-step optimization cost (1.47 seconds per update vs roughly 4.7–5.6 seconds for other methods), and to reach a reward score of 0.70 it needs only 263.36 seconds and 10191 TFLOPs, compared to 466.27 seconds and 18044 TFLOPs for DRaFT. For a reward score of 0.75, EasyTune converges in 358.17 seconds (13861 TFLOPs), while DRaFT requires 2616.54 seconds (101260 TFLOPs), yielding a **7.3x speedup** under a much smaller compute budget. Moreover, EasyTune is the only method that successfully reaches reward scores of 0.80 and 0.85 within the given budget, highlighting its stronger optimization capacity. Together with the memory efficiency analysis in Fig. S5, these results show that EasyTune offers a substantially more efficient and practical fine-tuning strategy than existing differentiable reward-based approaches.

Table S9: **Computational overhead comparison.** We report the training time and TFLOPs required to reach different reward scores. Total time is measured in seconds on a single NVIDIA RTX A6000 GPU. “-” indicates the method could not reach that reward level within a reasonable training budget.

	DRaFT	AlignProp	DRTune	ReFL	EasyTune (Ours)
Time per Opt. (s)	5.61	5.17	4.90	4.72	1.47
<i>Reward Score = 0.70</i>					
Time (s)	466.27	271.99	554.77	820.29	263.36
TFLOPs	18044	10526	21469	31745	10191
<i>Reward Score = 0.75</i>					
Time (s)	2616.54	971.55	2009.59	-	358.17
TFLOPs	101260	37599	77771	-	13861
<i>Reward Score = 0.80</i>					
Time (s)	-	-	-	-	452.53
TFLOPs	-	-	-	-	17513
<i>Reward Score = 0.85</i>					
Time (s)	-	-	-	-	1025.17
TFLOPs	-	-	-	-	39674

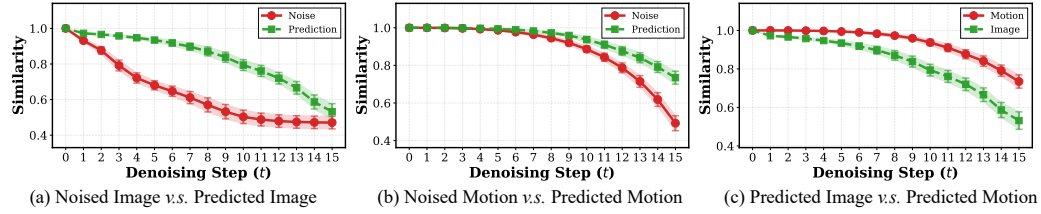


Figure S6: **Noise-perception comparison between images and motions.** We report the cosine similarity between noisy states and their ODE-based predictions between ODE-based predictions and trajectory-level rewards, across denoising steps for both the image (FLUX.1 dev) and motion (MLD) domains.




Figure S7: **Noisy states and ODE-based predictions for images across denoising steps.** Visualization of intermediate noisy images and their corresponding ODE-based predictions at different steps of the denoising process using FLUX.1 dev.

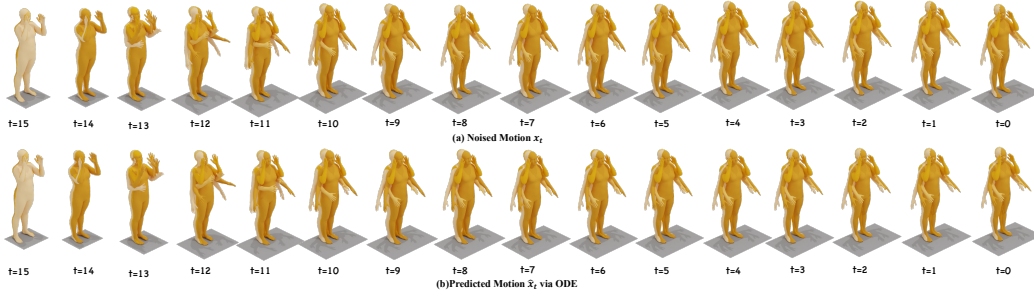


Figure S8: **Noisy states and ODE-based predictions for motions across denoising steps.** Visualization of intermediate noisy motions and their corresponding ODE-based predictions at different steps of the denoising process using MLD.

A.8 NOISE-PERCEPTION ANALYSIS OF IMAGE AND MOTION

Experimental Settings. To quantify the perceptibility and sensitivity of noisy states, we perform a unified study on both image and motion generation. For the image domain, we select 50 prompts from HPDv2 (Wu et al., 2023) and use FLUX.1 dev (Labs, 2024) as the base model. For each prompt, we generate 12 images with 16 denoising steps, a guidance scale of 3.5, and a resolution of 720×720 . At each of the 16 steps, we store both the noisy image and its ODE-based prediction, and compute their cosine similarity using CLIP ViT-L/14 features (Radford et al., 2021). To ensure statistical significance and robustness, all experiments are repeated 50 times per prompt over 50 prompts, and we report the mean.

For the motion domain, we follow a similar protocol using MLD as the base model and TMR as the feature extractor. We randomly sample 50 text prompts from HumanML3D and, for each prompt, generate 12 motion samples along the full denoising trajectory. At each step, we compute the cosine similarity between the noisy motion and its ODE-based prediction in the TMR feature space.

Results and Discussion. As summarized in Fig. S6, both image and motion models exhibit increasing similarity between noisy states and ODE-based predictions as the denoising process proceeds. However, the image final results consistently shows weaker similarity with noised state, especially at high-noise steps. This indicates that image generation results have a poorer perception of early noise states compared to motion generation, making it harder for directly fine-tuning models by step-level optimization. Fortunately, their ODE-based prediction results show comparable performance, indicating that their step-aware optimization can still be performed by ODE-based prediction. Additionally, visual examples of noisy states and their ODE-based predictions are presented in Fig. S7 and Fig. S8, showing the perceptual differences across denoising steps for both domains.

A.9 EVALUATION ON PHYSICAL PERCEPTION ABILITY OF REWARD MODEL.

To investigate the physical perception capabilities of our reward model, we conducted an experiment to assess its ability to distinguish between real and generated motions. We selected 50 prompts and their corresponding ground-truth motions (\mathbf{x}_{gt}) from the HumanML3D test set. For each prompt, we also generated a motion (\mathbf{x}_{gen}) using the pretrained MLD model. We then evaluated both the ground-truth and generated motions using our reward model with an empty text condition ($c = ''$), obtaining reward scores $r(\mathbf{x}_{\text{gt}}, c)$ and $r(\mathbf{x}_{\text{gen}}, c)$.

Table S10: **Physical perception evaluation of the reward model.**

Comparison Result	Count
$r(\mathbf{x}_{\text{gt}}, c) > r(\mathbf{x}_{\text{gen}}, c)$	48
$r(\mathbf{x}_{\text{gt}}, c) \leq r(\mathbf{x}_{\text{gen}}, c)$	2
Total	50

Our findings are summarized in Tab. S10. The reward for the ground-truth motion was higher than for the generated motion in 48 out of 50 cases (96%). **This result strongly suggests that the reward model possesses a significant degree of physical perception.** This capability likely arises because the reward model is trained on real-world motion data, treating it as in-distribution, while viewing synthetically generated data as out-of-distribution. Such a distinction enables the model to




Figure S9: **Illustration of reward hacking in motion generation.** Examples demonstrating that over-fitting to reward signals may lead to semantically aligned but physically unrealistic motions. For better visualization, corresponding videos are provided in the supplementary materials.

develop a sensitivity to physical plausibility, a phenomenon similarly observed in anomaly detection literature (Flaborea et al., 2023).

A.10 FAILURE CASE ANALYSIS: REWARD HACKING.

As a well-known challenge in reinforcement learning (Clark et al., 2024), reward hacking can emerge during model fine-tuning, where continued optimization after convergence may degrade generation quality.

As illustrated in Fig. S9, models may over-fit to semantic alignment while neglecting realistic motion dynamics. For example, given the prompt “A person stands up from the ground, lifts their right foot, and sets it back down,” a model suffering from reward hacking might generate a person **continuously** lifting their foot to over-fit to the “lifts their right foot” action. Similarly, for “A person squats down, **then stands up and moves forward**,” the model might misinterpret this as “A person squats down **while moving forward**.” Fortunately, our method combined with KL-divergence regularization (as discussed in Sec. A.2) can effectively mitigate this phenomenon. We recommend early stopping after initial convergence, with the stopping point determined by validation set performance, which provides an effective strategy to alleviate reward hacking issues.

B MORE TECHNICAL DISCUSSIONS

B.1 GRADIENT ANALYSIS OF DIFFERENTIABLE REWARD METHODS

Given a diffusion model ϵ_θ , we first sample a latent variable $\mathbf{x}_T \sim \mathcal{N}(0, \mathbf{I})$. Starting from \mathbf{x}_T , we apply $T - t$ denoising steps to obtain \mathbf{x}_t , while retaining the computational graph for gradient analysis. At step t , we consider the Jacobian of the diffusion prediction with respect to its input,

$$\frac{\partial \pi_\theta(\mathbf{x}_t^\theta)}{\partial \mathbf{x}_t^\theta}, \quad (\text{S2})$$

and its sequential product across denoising steps,

$$\prod_{s=1}^t \frac{\partial \pi_\theta(\mathbf{x}_s^\theta)}{\partial \mathbf{x}_s^\theta}. \quad (\text{S3})$$

This quantity can be interpreted as the gradient of the noisy sample \mathbf{x}_t^θ with respect to the predicted clean sample \mathbf{x}_0^θ , i.e., the effective coefficient governing optimization at step t . Consequently, the gradient of the training objective takes the form

$$\frac{\partial \mathcal{L}(\theta)}{\partial \theta} = -\mathbb{E}_{c \sim \mathcal{D}_T, \mathbf{x}_0^\theta \sim \pi_\theta(\cdot|c)} \left[\frac{\partial \mathcal{R}_\phi(\mathbf{x}_0^\theta)}{\partial \mathbf{x}_0^\theta} \cdot \underbrace{\sum_{t=1}^T \left(\prod_{s=1}^{t-1} \frac{\partial \pi_\theta(\mathbf{x}_s^\theta, s, c)}{\partial \mathbf{x}_s^\theta} \right)}_{\text{tends to 0 as } t \text{ increases}} \underbrace{\left(\frac{\partial \pi_\theta(\mathbf{x}_t^\theta, t, c)}{\partial \theta} \right)}_{\text{optimizing } t\text{-th step}} \right]. \quad (\text{S4})$$

Importantly, during optimization, especially when t is large, these coefficients rapidly decay toward 0 (as shown in Fig. 3), i.e.,

$$\prod_{s=1}^t \frac{\partial \pi_{\theta}(x_s^{\theta})}{\partial x_s^{\theta}} \rightarrow 0. \quad (\text{S5})$$

Thus, for large noise steps, which often determine the final generation quality (Xie & Gong, 2025), this vanishing effect implies that existing methods tend to under-optimize such steps, thereby leading to coarse or suboptimal results.

B.2 DISCUSSION ON STEP OPTIMIZATION AND POLICY GRADIENT METHODS

In the field of diffusion post-training, beyond mentions differentiable-reward approaches, another major line of work is policy-gradient methods, such as GRPO (Xue et al., 2025; Liu et al., 2025), PPO (Ren et al., 2024), and DDPO (Black et al., 2023). In this section, we point out that, **both our approach and these policy-gradient methods truncate the gradient along the diffusion chain, and in practice, they have not been observed to suffer from global inconsistency issues.** As a result, our method inherits a widely accepted and principled design, and does not suffer from undesirable behaviors caused by breaking the differentiable chain structure. Here, we briefly discuss the connections between our method and existing policy-gradient methods.

GRPO. DanceGRPO (Xue et al., 2025) can be viewed as instantiating GRPO (Guo et al., 2025) in the diffusion setting, where each denoising trajectory sampled under a condition c is treated as a rollout generated by the policy p_{θ} . For every prompt c , a group $\mathcal{G} = \{\mathbf{x}^{1:K}\}$ of K trajectories is drawn from the current policy, and a group-wise relative advantage is computed to compare their rewards. By estimating advantages \mathcal{A}^k from this group of K rollouts, GRPO (Xue et al., 2025) optimizes a PPO-style clipped surrogate objective:

$$\mathcal{J}_{\text{GRPO}}(\theta, \mathcal{G}) = \mathbb{E}_{c \sim \mathcal{D}, \mathbf{x}^{1:K}, t \sim \mathcal{U}(0, T), k \sim \mathcal{U}(1, K)} \left[\min(\rho_{\theta}^{k, t} \mathcal{A}^k, \text{clip}(\rho_{\theta}^{k, t}, 1 - \varepsilon, 1 + \varepsilon) \mathcal{A}^k) \right], \quad (\text{S6})$$

where advantages \mathcal{A}^k and probability ratios $\rho_{\theta}^{k, t}$ are computed as follows:

$$\mathcal{A}^k = \frac{r(\mathbf{x}_0^k, c) - \mu(r(\mathbf{x}^{1:K}, c))}{\sigma(r(\mathbf{x}^{1:K}, c))}, \quad \rho_{\theta}^{k, t} = \frac{p_{\theta}(\mathbf{x}_t^k | \mathbf{x}_{t-1}^k, c)}{p_{\theta_{\text{old}}}(\mathbf{x}_t^k | \mathbf{x}_{t-1}^k, c)}, \quad (\text{S7})$$

where $r(\mathbf{x}_0^k, c)$ is the scalar reward assigned to the final sample in the k -th rollout, and $\mu(r(\mathbf{x}^{1:K}, c))$ and $\sigma(r(\mathbf{x}^{1:K}, c))$ denote the mean and standard deviation of rewards within the group $\mathbf{x}^{1:K}$. This group-wise normalization makes \mathcal{A}^k a relative score that measures how much better (or worse) a sample is compared to its peers under the same condition c , which stabilizes training and mitigates scale mismatch across prompts.

DDPO. As a classical RL method, DDPO (Black et al., 2023; Fan et al., 2023b) optimizes the generative diffusion model via policy gradients using K rollouts. Its objective is written as:

$$\nabla_{\theta} \mathcal{J}_{\text{DDPO}}(\theta, \mathcal{G}) = \mathbb{E}_{c \sim \mathcal{D}, \mathbf{x}^{1:K}, t \sim \mathcal{U}(0, T), k \sim \mathcal{U}(1, K)} \left[r(\mathbf{x}_0^k, c) \cdot \nabla_{\theta} \log p_{\theta}(\mathbf{x}_t^k | \mathbf{x}_{t-1}^k, c) \right]. \quad (\text{S8})$$

Here $r(\mathbf{x}_0^k, c)$ again denotes the scalar reward assigned to the final denoised sample in the k -th rollout, while $\log p_{\theta}(\mathbf{x}_t^k | \mathbf{x}_{t-1}^k, c)$ is the log-probability at step t .

Discussion. By examining Eq. (S7) and Eq. (S8), we identify a key observation: both GRPO and DDPO treat this optimization as multiple pre-step optimization (in the form of $\log p_{\theta}(\mathbf{x}_t^k | \mathbf{x}_{t-1}^k, c)$), rather than optimizing the entire denoising process in a single optimization pass. Specifically, GRPO and DDPO first sample K trajectories of length T under each condition. Subsequently, they assign a scalar reward to each trajectory and use this reward as a weight to progressively imitate these trajectories step by step.

However, we observe a fundamental inconsistency in existing differentiable-reward methods: **differentiable-reward methods recursively decompose the optimization process as the optimization of multiple sub-chains, rather than as the optimization of independent steps.** This design choice introduces the challenges discussed in the Sec. 3, particularly the vanishing gradient and memory problem illustrated in Fig. 6 and 3. In contrast, our EasyTune solve this issue by step-aware optimization, and its objective is:

$$\mathcal{L}_{\text{EasyTune}}(\theta) = -\mathbb{E}_{c \sim \mathcal{D}_T, \mathbf{x}_t^{\theta} \sim \pi_{\theta}(\cdot | c), t \sim \mathcal{U}(0, T)} \left[\mathcal{R}_{\phi}(\mathbf{x}_t^{\theta}, t, c) \right], \quad (\text{S9})$$

Algorithm 1 EasyTune: Efficient Step-Aware Fine-Tuning**Input:** Pre-trained diffusion model ϵ_θ , reward model R_ϕ .**Output:** Fine-tuned diffusion model ϵ_θ .

```

1: for each text condition  $c \in \mathcal{D}_T$  and not converged do
2:    $\mathbf{x}_T \sim \mathcal{N}(0, \mathbf{I})$ 
3:   if Chain Optimization then
4:     Copy  $\theta' \leftarrow \theta$ 
5:   end if
6:   for  $t = T, \dots, 1$  do
7:     Denoise by  $\theta$ :  $\mathbf{x}_{t-1}^\theta = \pi_\theta(\mathbf{x}_t^\theta)$  by  $\mathbf{x}_{t-1}^\theta = \pi_\theta(\mathbf{x}_t^\theta, t, c)$ , Eq. (7)
8:     if Chain Optimization then
9:       Optimize: update diffusion model  $\epsilon_{\theta'}$  by gradient from  $\epsilon_\theta$ :  $\frac{\partial \mathcal{L}_{\text{EasyTune}}(\theta)}{\partial \theta}$  in Eq. (6)
10:    else
11:      Optimize: update diffusion model  $\epsilon_\theta$  by  $\frac{\partial \mathcal{L}_{\text{EasyTune}}(\theta)}{\partial \theta}$  in Eq. (6)
12:    end if
13:    Stop Gradient:  $\mathbf{x}_{t-1}^\theta = \text{sg}(\mathbf{x}_{t-1}^\theta)$ 
14:  end for
15:  if Chain Optimization then
16:    Assign  $\theta \leftarrow \theta'$ 
17:  end if
18: end for

```

where $\mathcal{R}_\phi(\mathbf{x}_t^\theta, t, c)$ denotes the reward directly assigned to the intermediate denoised sample at step t , rather than a single trajectory-level scalar. Crucially, our approach evaluates and optimizes at each timestep independently, with t uniformly sampled from $\{0, \dots, T\}$. Therefore, compared to the chain optimization as shown in Eq. (S4), our method is more aligned with the principled design of policy-gradient methods, while maintaining a step-wise optimization structure that avoids long-chain backpropagation and achieves better results.

B.3 DISCUSSIONS ON EXISTING FINE-TUNING METHODS

We compare our proposed **EasyTune** method with existing direct reward fine-tuning approaches, including DRaFT-K (Clark et al., 2024), AlignProp (Prabhudesai et al., 2023), ReFL (Clark et al., 2024), and DRTune (Wu et al., 2025). The pseudocode of EasyTune is provided in Algorithm 1. By analyzing their optimization strategies and computational requirements, we highlight four key advantages of EasyTune:

(1) Higher Optimization Efficiency: Existing methods optimize model parameters after completing T or $T - t_{\text{stop}}$ reverse steps, resulting in infrequent updates (e.g., one update per T or $T - t_{\text{stop}}$ steps). In contrast, EasyTune optimizes at each denoising timestep, achieving one update per step. This significantly increases the frequency and effectiveness of parameter updates, enabling faster convergence and better alignment with reward objectives.

(2) Lower Storage Requirements: Methods like DRaFT-K, AlignProp, ReFL, and DRTune rely on recursive gradient computations, requiring storage of intermediate states across multiple timesteps (e.g., gradients at step t depend on step $t + 1$, as in Eq. (4) and Eq. (10)). This increases memory overhead. EasyTune, however, computes gradients solely for the current timestep (Eq. (7)), eliminating the need to store recursive states and substantially reducing memory usage.

(3) Fine-grained Optimization: Existing methods optimize over coarse timestep ranges or rely on early stopping, which limits their ability to capture step-specific dynamics. EasyTune, as shown in Algorithm 1, performs optimization at each denoising step, allowing precise adjustments to the diffusion model based on the gradients from the reward model at individual timesteps. This fine-grained approach enhances the ability of model to align with complex motion generation objectives.

(4) Simpler and More Effective Pipeline: Existing methods introduce complex designs to mitigate optimization and storage challenges, such as variable timestep sampling or early stopping mechanisms. These add computational overhead and reduce generality. EasyTune simplifies the process by

Algorithm 2 Self-Refining Preference Learning

Input: Training subset \mathcal{D}_T , text/motion encoders $\mathcal{E}_M/\mathcal{E}_T$, temperature parameter τ , retrieval number k .

Output: Fine-tuned reward model $\mathcal{E}_M, \mathcal{E}_T$, and τ .

```

1: Initialize: Parameters  $\phi \leftarrow \{\mathcal{E}_M, \mathcal{E}_T, \tau\}$ 
2: for each data pair  $(\mathbf{x}^{\text{gt}}, c) \in \mathcal{D}_T$  and not converged do
3:   ► Step 1: Preference Data Mining
4:   Compute reward scores for all  $\mathbf{x} \in \mathcal{D}_T$  using Eq. (11)
5:   Retrieve top- $k$  motions  $\mathcal{D}_R$  using Eq. (13)
6:   Set winning  $\mathbf{x}^w$  and losing motions  $\mathbf{x}^l$  using Eq. (14)
7:   ► Step 2: Preference Fine-tuning
8:   Compute softmax probabilities  $\mathcal{P}$  using Eq. (15)
9:   Define target distribution  $\mathcal{Q}$  using Eq. (16)
10:  Compute loss  $\mathcal{L}_{\text{SPL}}(\phi)$  by  $\mathcal{Q}$  and  $\mathcal{P}$  using Eq. (17)
11:  Update parameters  $\phi$  by  $\nabla_{\phi} \mathcal{L}_{\text{SPL}}(\phi)$ 
12: end for

```

performing step-wise optimization, as shown in Algorithm 1, making it more straightforward, robust, and applicable across diverse motion generation tasks.

B.4 DETAILS ON SELF-REFINING PREFERENCE LEARNING

The **Self-Refining Preference Learning (SPL)** mechanism constructs preference pairs for reward model fine-tuning without human annotations, using a retrieval-based auxiliary task. Algorithm 2 outlines the process, which iterates over a training subset \mathcal{D}_T of motion-text pairs to refine text and motion encoders $\mathcal{E}_T, \mathcal{E}_M$, and a temperature parameter τ , collectively parameterized as ϕ .

Algorithm 2 formalizes the process of SPL, which operates on a training subset \mathcal{D}_T containing motion-text pairs $(\mathbf{x}^{\text{gt}}, c)$, utilizing pre-trained text and motion encoders $\mathcal{E}_T, \mathcal{E}_M$, and a temperature parameter τ , collectively parameterized as ϕ . Overall, at each optimization iteration, SPL attempts to mine a preference pair consisting of a winning motion \mathbf{x}^w and a losing motion \mathbf{x}^l . If such a pair is found (i.e., when retrieval fails), the model is optimized based on this pair; otherwise (i.e., when retrieval succeeds), it falls back to the pretraining objective to reinforce the correct knowledge. The algorithm executes two core steps: Preference Data Identification and Preference Fine-tuning. In the first step (Lines 3–6), for each text condition c , reward scores are computed for all motions in \mathcal{D}_T based on the similarity between motion and text features scaled by τ . The top- k motions are retrieved, and the ground-truth motion \mathbf{x}^{gt} is designated as the preferred motion \mathbf{x}^w . If \mathbf{x}^{gt} is not among the retrieved motions, the highest-scoring retrieved motion is set as the non-preferred motion \mathbf{x}^l ; otherwise, \mathbf{x}^l is set to \mathbf{x}^{gt} , and optimization is skipped to avoid trivial updates. This retrieval-based approach effectively mines preference pairs by identifying motions that are incorrectly favored by the current model, thus providing a robust signal for refinement. In the second step (Lines 7–10), the reward scores of the preference pair $(\mathbf{x}^w, \mathbf{x}^l)$ are converted into softmax probabilities \mathcal{P} , representing the model’s predicted preference distribution. These are aligned with a target distribution \mathcal{Q} , which assigns a probability of 1.0 to \mathbf{x}^w and 0.0 to \mathbf{x}^l when a preference exists, or 0.5 to both when they are identical. The model is optimized by minimizing the KL divergence between \mathcal{Q} and \mathcal{P} , with the resulting loss used to update ϕ via gradient descent. This fine-tuning process iteratively refines the encoders to assign higher scores to preferred motions, enhancing the reward model’s ability to capture fine-grained preferences. The iteration continues until convergence, yielding a reward model tailored for motion generation tasks.

B.5 DISCUSSION ON NOISE-AWARE AND ONE-STEP REWARD

In Sec. 4.1, we introduced both the Noise-Aware reward for ODE and SDE sampling and the One-Step reward specifically for ODE sampling. Here, we provide recommendations for selecting between these strategies and briefly compare their performance.

Perceptual Difference Between Noisy and Predicted Data. As analyzed in App. A.8, the predictability of noisy data in the motion domain is relatively strong compared to the image domain (see

Fig. S6). Fig. S8 and Fig. S7 demonstrates that ODE-based strategy further enhances this predictability. *Consequently, both reward strategies can effectively perceive noisy data in motion generation.* For image generation, where noisy data is harder to interpret, we recommend the One-Step reward strategy for more accurate perception.

Quantitative Analysis of Retrieval Results on Noisy Data. In App. A.6.3, we quantitatively analyze the performance difference between the two strategies on retrieval tasks using noisy data. The results in Tab. S8 demonstrate that *both strategies achieve robust performance on noisy data retrieval, comparable to results on clean data.*

Quantitative Comparison of Generation Results. For ODE-based models, both strategies are applicable. In Tab. 3, we provided performance metrics for MLD and MLD++ under both strategies. We revisit and consolidate those results in Tab. S11. The results indicate that the Noise-Aware reward generally yields better performance. *Therefore, we recommend using the Noise-Aware strategy if the reward model possesses noise-perception capabilities. Otherwise, the One-Step reward can achieve comparable results.*

Table S11: Comparison of Noise-Aware and One-Step Rewards on ODE-based models.

Model	Strategy	R-Precision \uparrow			FID \downarrow	MM-Dist \downarrow
		Top 1	Top 2	Top 3		
MLD	One-Step	0.568	0.754	0.846	0.194	2.672
	Noise-Aware	0.581	0.769	0.855	0.132	2.637
MLD++	One-Step	0.581	0.762	0.849	0.073	2.603
	Noise-Aware	0.591	0.777	0.859	0.069	2.592

C PROOF

C.1 PROOF OF COROLLARY 1

Recall the Corollary 1.

Corollary. *Given the reverse process in Eq. (2), $\mathbf{x}_{t-1}^\theta = \pi_\theta(\mathbf{x}_t^\theta, t, c)$, the gradient w.r.t diffusion model θ , denoted as $\frac{\partial \mathbf{x}_{t-1}^\theta}{\partial \theta}$, can be expressed as:*

$$\frac{\partial \mathbf{x}_{t-1}^\theta}{\partial \theta} = \frac{\partial \pi_\theta(\mathbf{x}_t^\theta, t, c)}{\partial \theta} + \frac{\partial \pi_\theta(\mathbf{x}_t^\theta, t, c)}{\partial \mathbf{x}_t^\theta} \cdot \frac{\partial \mathbf{x}_t^\theta}{\partial \theta}. \quad (\text{S10})$$

Proof. Let $u = \mathbf{x}_t^\theta$, $v = \theta$, and $F(u, v) = \pi_v(u, t, c)$, we have:

$$\frac{\partial F(u, v)}{\partial \theta} = \frac{\partial F(u, v)}{\partial v} \cdot \frac{\partial v}{\partial \theta} + \frac{\partial F(u, v)}{\partial u} \cdot \frac{\partial u}{\partial \theta}. \quad (\text{S11})$$

The first term $\frac{\partial v}{\partial \theta}$ can be expressed as:

$$\frac{\partial v}{\partial \theta} = \frac{\partial \theta}{\partial \theta} = 1, \quad (\text{S12})$$

and the second term $\frac{\partial u}{\partial \theta}$ can be expressed as:

$$\frac{\partial u}{\partial \theta} = \frac{\partial \mathbf{x}_t^\theta}{\partial \theta}. \quad (\text{S13})$$

Hence, we can rewrite the equation as:

$$\frac{\partial F(u, v)}{\partial \theta} = \frac{\partial F(u, v)}{\partial v} + \frac{\partial F(u, v)}{\partial \mathbf{x}_t^\theta} \cdot \frac{\partial \mathbf{x}_t^\theta}{\partial \theta}. \quad (\text{S14})$$

Furthermore, we substitute $F(u, v)$ with $\pi_\theta(\mathbf{x}_t^\theta, t, c)$, and thus the relationship described in Eq. (S10) holds:

$$\frac{\partial \mathbf{x}_{t-1}^\theta}{\partial \theta} = \frac{\partial \pi_\theta(\mathbf{x}_t^\theta, t, c)}{\partial \theta} = \frac{\partial \pi_\theta(\mathbf{x}_t^\theta, t, c)}{\partial \theta} + \frac{\partial \pi_\theta(\mathbf{x}_t^\theta, t, c)}{\partial \mathbf{x}_t^\theta} \cdot \frac{\partial \mathbf{x}_t^\theta}{\partial \theta}. \quad (\text{S15})$$

The proof is completed. \square

C.2 CONVERGENCE ANALYSIS

We now provide a convergence guarantee for EasyTune. For clarity, we write its update rule in the generic stochastic-gradient form

$$\theta_{k+1} = \theta_k - \eta_k g_k, \quad (\text{S16})$$

where g_k is the stochastic gradient computed from a minibatch of noisy motions at a randomly sampled denoising step, following the EasyTune objective in Eq. (6). Let $\mathcal{L}(\theta)$ denote the corresponding expected training objective.

We make the following assumptions on the EasyTune update:

- (A1) (Lower bounded and smooth objective) $\mathcal{L}(\theta)$ is lower bounded by some $\mathcal{L}_{\inf} > -\infty$ and has L -Lipschitz continuous gradient (i.e., L -smooth), meaning $\|\nabla \mathcal{L}(\theta) - \nabla \mathcal{L}(\theta')\| \leq L\|\theta - \theta'\|$ for all θ, θ' .
- (A2) (Bounded second moment of stochastic gradient) The stochastic gradient g_k satisfies $\mathbb{E}[\|g_k\|^2 \mid \theta_k] \leq G^2$ for some constant $G > 0$.
- (A3) (Controlled bias from stop-gradient) The bias induced by the stop-gradient operation is uniformly bounded and proportional to the step size, i.e., $\|\mathbb{E}[g_k \mid \theta_k] - \nabla \mathcal{L}(\theta_k)\| \leq b \eta_k$ for some constant $b \geq 0$.

These assumptions are standard in the analysis of non-convex stochastic gradient methods and, in our diffusion-based motion tuning setting, (A2) captures the bounded variance of the minibatch gradient obtained by sampling noisy motions and timesteps, while (A3) models the $\mathcal{O}(\eta_k)$ bias introduced by the stop-gradient design.

Theorem S1 (Convergence of EasyTune). *Under the above conditions, the sequence $\{\theta_k\}$ generated by EasyTune satisfies the following properties:*

$$\mathbb{E}[\mathcal{L}(\theta_{k+1})] \leq \mathbb{E}[\mathcal{L}(\theta_k)] - c_1 \eta_k \mathbb{E}[\|\nabla \mathcal{L}(\theta_k)\|^2] + c_2 \eta_k^2, \quad (\text{S17})$$

Proof. The proof follows the standard template for non-convex stochastic gradient descent, adapted to the EasyTune update.

By L -smoothness of \mathcal{L} (Assumption (A1)), for any k we have

$$\mathcal{L}(\theta_{k+1}) \leq \mathcal{L}(\theta_k) + \nabla \mathcal{L}(\theta_k)^T (\theta_{k+1} - \theta_k) + \frac{L}{2} \|\theta_{k+1} - \theta_k\|^2. \quad (\text{S18})$$

Substituting $\theta_{k+1} - \theta_k = -\eta_k g_k$ gives

$$\mathcal{L}(\theta_{k+1}) \leq \mathcal{L}(\theta_k) - \eta_k \nabla \mathcal{L}(\theta_k)^T g_k + \frac{L}{2} \eta_k^2 \|g_k\|^2. \quad (\text{S19})$$

Taking conditional expectation given θ_k and using the tower property of expectation, we obtain

$$\mathbb{E}[\mathcal{L}(\theta_{k+1}) \mid \theta_k] \leq \mathcal{L}(\theta_k) - \eta_k \nabla \mathcal{L}(\theta_k)^T \mathbb{E}[g_k \mid \theta_k] + \frac{L}{2} \eta_k^2 \mathbb{E}[\|g_k\|^2 \mid \theta_k]. \quad (\text{S20})$$

By Assumption (A2), $\mathbb{E}[\|g_k\|^2 \mid \theta_k] \leq G^2$, so

$$\mathbb{E}[\mathcal{L}(\theta_{k+1}) \mid \theta_k] \leq \mathcal{L}(\theta_k) - \eta_k \nabla \mathcal{L}(\theta_k)^T \mathbb{E}[g_k \mid \theta_k] + \frac{L}{2} \eta_k^2 G^2. \quad (\text{S21})$$

Next we control the inner product term using Assumption (A3). Let $m_k := \mathbb{E}[g_k \mid \theta_k]$ and write

$$\nabla \mathcal{L}(\theta_k)^T m_k = \nabla \mathcal{L}(\theta_k)^T \nabla \mathcal{L}(\theta_k) + \nabla \mathcal{L}(\theta_k)^T (m_k - \nabla \mathcal{L}(\theta_k)) \quad (\text{S22})$$

$$\geq \|\nabla \mathcal{L}(\theta_k)\|^2 - \|\nabla \mathcal{L}(\theta_k)\| \|m_k - \nabla \mathcal{L}(\theta_k)\| \quad (\text{S23})$$

$$\geq \|\nabla \mathcal{L}(\theta_k)\|^2 - b \eta_k \|\nabla \mathcal{L}(\theta_k)\|, \quad (\text{S24})$$

where we used Cauchy–Schwarz and (A3) in the last inequality. Hence

$$-\eta_k \nabla \mathcal{L}(\theta_k)^T m_k \leq -\eta_k \|\nabla \mathcal{L}(\theta_k)\|^2 + b \eta_k^2 \|\nabla \mathcal{L}(\theta_k)\|. \quad (\text{S25})$$

Applying Young’s inequality $2ab \leq a^2 + b^2$ with $a = \sqrt{\eta_k} \|\nabla \mathcal{L}(\theta_k)\|$ and $b = b \eta_k^{3/2}$, we get

$$b \eta_k^2 \|\nabla \mathcal{L}(\theta_k)\| \leq \frac{1}{2} \eta_k \|\nabla \mathcal{L}(\theta_k)\|^2 + \frac{1}{2} b^2 \eta_k^3. \quad (\text{S26})$$

Therefore

$$-\eta_k \nabla \mathcal{L}(\theta_k)^T m_k \leq -\frac{1}{2} \eta_k \|\nabla \mathcal{L}(\theta_k)\|^2 + \frac{1}{2} b^2 \eta_k^3. \quad (\text{S27})$$

Combining the above bounds yields

$$\mathbb{E}[\mathcal{L}(\theta_{k+1}) \mid \theta_k] \leq \mathcal{L}(\theta_k) - c_1 \eta_k \|\nabla \mathcal{L}(\theta_k)\|^2 + C_1 \eta_k^2, \quad (\text{S28})$$

for some positive constants c_1, C_1 depending only on L, G , and b (we absorb the $\mathcal{O}(\eta_k^3)$ term into the $\mathcal{O}(\eta_k^2)$ term). Taking full expectation over θ_k then gives

$$\mathbb{E}[\mathcal{L}(\theta_{k+1})] \leq \mathbb{E}[\mathcal{L}(\theta_k)] - c_1 \eta_k \mathbb{E}[\|\nabla \mathcal{L}(\theta_k)\|^2] + c_2 \eta_k^2, \quad (\text{S29})$$

where we set $c_2 := C_1$. This proves the claimed one-step descent inequality. \square

Building on this classical descent inequality and following standard non-convex SGD theory, we can derive a global convergence consequence for EasyTune.

Corollary S1 (Asymptotic stationarity of EasyTune). *Suppose Assumptions (A1)–(A3) hold and that the step sizes satisfy $\eta_k > 0$, $\sum_{k=0}^{\infty} \eta_k = \infty$ and $\sum_{k=0}^{\infty} \eta_k^2 < \infty$. Then the EasyTune iterates satisfy*

$$\liminf_{K \rightarrow \infty} \frac{\sum_{k=0}^{K-1} \eta_k \mathbb{E}[\|\nabla \mathcal{L}(\theta_k)\|^2]}{\sum_{k=0}^{K-1} \eta_k} = 0, \quad (\text{S30})$$

and in particular

$$\liminf_{k \rightarrow \infty} \mathbb{E}[\|\nabla \mathcal{L}(\theta_k)\|^2] = 0. \quad (\text{S31})$$

That is, EasyTune converges to first-order critical points in the standard non-convex sense.

Proof. From Theorem S1 we have, for all $k \geq 0$,

$$\mathbb{E}[\mathcal{L}(\theta_{k+1})] \leq \mathbb{E}[\mathcal{L}(\theta_k)] - c_1 \eta_k \mathbb{E}[\|\nabla \mathcal{L}(\theta_k)\|^2] + c_2 \eta_k^2. \quad (\text{S32})$$

Summing this inequality over $k = 0, \dots, K-1$ and using telescoping of the left-hand side gives

$$\mathbb{E}[\mathcal{L}(\theta_K)] \leq \mathbb{E}[\mathcal{L}(\theta_0)] - c_1 \sum_{k=0}^{K-1} \eta_k \mathbb{E}[\|\nabla \mathcal{L}(\theta_k)\|^2] + c_2 \sum_{k=0}^{K-1} \eta_k^2. \quad (\text{S33})$$

Rearranging the previous inequality to move the gradient term to the left-hand side, and then applying that \mathcal{L} is bounded below by \mathcal{L}_{\inf} (Assumption (A1)) together with $\mathbb{E}[\mathcal{L}(\theta_K)] \geq \mathcal{L}_{\inf}$ and the monotonicity $\sum_{k=0}^{K-1} \eta_k^2 \leq \sum_{k=0}^{\infty} \eta_k^2$, we obtain

$$c_1 \sum_{k=0}^{K-1} \eta_k \mathbb{E}[\|\nabla \mathcal{L}(\theta_k)\|^2] \leq \mathbb{E}[\mathcal{L}(\theta_0)] - \mathbb{E}[\mathcal{L}(\theta_K)] + c_2 \sum_{k=0}^{K-1} \eta_k^2 \leq \mathbb{E}[\mathcal{L}(\theta_0)] - \mathcal{L}_{\inf} + c_2 \sum_{k=0}^{\infty} \eta_k^2. \quad (\text{S34})$$

The right-hand side is finite by the assumptions on $\{\eta_k\}$, so letting

$$C_0 := \frac{\mathbb{E}[\mathcal{L}(\theta_0)] - \mathcal{L}_{\inf}}{c_1} + \frac{c_2}{c_1} \sum_{k=0}^{\infty} \eta_k^2 < \infty, \quad (\text{S35})$$

we deduce

$$\sum_{k=0}^{\infty} \eta_k \mathbb{E}[\|\nabla \mathcal{L}(\theta_k)\|^2] \leq C_0. \quad (\text{S36})$$

Dividing both sides by $\sum_{k=0}^{K-1} \eta_k$ and letting $K \rightarrow \infty$ yields

$$0 \leq \frac{\sum_{k=0}^{K-1} \eta_k \mathbb{E}[\|\nabla \mathcal{L}(\theta_k)\|^2]}{\sum_{k=0}^{K-1} \eta_k} \leq \frac{C_0}{\sum_{k=0}^{K-1} \eta_k} \xrightarrow{K \rightarrow \infty} 0, \quad (\text{S37})$$

where we used $\sum_k \eta_k = \infty$ in the last step. This proves the weighted-average statement. The liminf statement then follows: if there existed an $\varepsilon > 0$ and K_0 such that $\mathbb{E}[\|\nabla \mathcal{L}(\theta_k)\|^2] \geq \varepsilon$ for all $k \geq K_0$, the weighted average would be bounded below by ε , contradicting the previous limit. Hence $\liminf_{k \rightarrow \infty} \mathbb{E}[\|\nabla \mathcal{L}(\theta_k)\|^2] = 0$. \square

This corollary is a direct application of classical convergence theory for non-convex stochastic gradient methods; we include the standard argument above for completeness.

Discussion. Theorem S1 provides a one-step descent inequality showing that each EasyTune update decreases the expected training objective up to a small quadratic term in the step size. The corollary then instantiates the standard non-convex SGD theory in our diffusion-based motion tuning setting, proving that, under mild step-size conditions, the EasyTune iterates converge to first-order critical points in expectation. In other words, despite the stop-gradient design and step-aware sampling in Eq. (S9), EasyTune enjoys the same asymptotic convergence guarantees as classical stochastic gradient methods.

C.3 PROOF OF EQ. (5)

Proof. Given a diffusion model ϵ_θ , and a reward model \mathcal{R}_ϕ , the diffusion model is fine-tuned by maximizing the differentiable reward value:

$$\frac{\partial \mathcal{L}(\theta)}{\partial \theta} = -\mathbb{E}_{c \sim \mathcal{D}_T, \mathbf{x}_0^\theta \sim \pi_\theta(\cdot|c)} \left[\frac{\partial \mathcal{R}_\phi(\mathbf{x}_0^\theta)}{\partial \mathbf{x}_0^\theta} \cdot \frac{\partial \mathbf{x}_0^\theta}{\partial \theta} \right]. \quad (\text{S38})$$

where π_θ denotes the reverse process defined in Eq. (2).

Here, we introduce Theorem 1 to compute $\frac{\partial \mathbf{x}_0^\theta}{\partial \theta}$, and thus we have:

$$\begin{aligned} \frac{\partial \mathcal{L}(\theta)}{\partial \theta} &= -\mathbb{E}_{c \sim \mathcal{D}_T, \mathbf{x}_0^\theta \sim \pi_\theta(\cdot|c)} \frac{\partial \mathcal{R}_\phi(\mathbf{x}_0^\theta)}{\partial \mathbf{x}_0^\theta} \cdot \frac{\partial \mathbf{x}_0^\theta}{\partial \theta} \\ &= -\mathbb{E}_{c \sim \mathcal{D}_T, \mathbf{x}_0^\theta \sim \pi_\theta(\cdot|c)} \frac{\partial \mathcal{R}_\phi(\mathbf{x}_0^\theta)}{\partial \mathbf{x}_0^\theta} \cdot \left(\frac{\partial \pi_\theta(\mathbf{x}_1^\theta)}{\partial \theta} + \frac{\partial \pi_\theta(\mathbf{x}_1^\theta)}{\partial \mathbf{x}_1^\theta} \cdot \frac{\partial \mathbf{x}_1^\theta}{\partial \theta} \right) \\ &= -\mathbb{E}_{c \sim \mathcal{D}_T, \mathbf{x}_0^\theta \sim \pi_\theta(\cdot|c)} \frac{\partial \mathcal{R}_\phi(\mathbf{x}_0^\theta)}{\partial \mathbf{x}_0^\theta} \cdot \left(\frac{\partial \pi_\theta(\mathbf{x}_1^\theta)}{\partial \theta} + \frac{\partial \pi_\theta(\mathbf{x}_1^\theta)}{\partial \mathbf{x}_1^\theta} \cdot \frac{\partial \pi_\theta(\mathbf{x}_2^\theta)}{\partial \theta} + \frac{\partial \pi_\theta(\mathbf{x}_1^\theta)}{\partial \mathbf{x}_1^\theta} \cdot \frac{\partial \pi_\theta(\mathbf{x}_2^\theta)}{\partial \mathbf{x}_2^\theta} \cdot \frac{\partial \mathbf{x}_2^\theta}{\partial \theta} \right) \\ &= \dots \\ &= -\mathbb{E}_{c \sim \mathcal{D}_T, \mathbf{x}_0^\theta \sim \pi_\theta(\cdot|c)} \frac{\partial \mathcal{R}_\phi(\mathbf{x}_0^\theta)}{\partial \mathbf{x}_0^\theta} \cdot \left(\sum_{t=1}^T \left(\prod_{s=1}^{t-1} \frac{\partial \pi_\theta(\mathbf{x}_s^\theta)}{\partial \mathbf{x}_s^\theta} \right) \cdot \frac{\partial \pi_\theta(\mathbf{x}_t^\theta)}{\partial \theta} \right). \end{aligned} \quad (\text{S39})$$

The proof is completed. \square