

Dark Matter as Screened ordinary Matter

C. D. Froggatt, Glasgow University
H.B.Nielsen, Niels Bohr Institute

February 10, 2026

Proceedings for the 28th International workshop “What comes beyond the standard models”, 2025, July 7 - 16.

Abstract

We look at our since long studied model for dark matter as being pearls of a speculated new vacuum containing highly compressed ordinary matter, with so much ordinary in it that the content of ordinary matter in the dark matter pearls dominate. Most dark matter models have the dark matter consisting mainly of new-physics-matter such as WIMPs being supersymmetric partners of possibly known particles or, as in Maxim Khlopov’s model, a doubly negatively charged new-physics-particle with a helium nucleus attached. But usually the new-physics-matter makes up weightwise the major content. It is only in our model that the ordinary matter content in the dark matter dominates. We here expose some weak phenomenological evidence that, in truth, dark matter should be of the type with a dominant component of ordinary matter (weightwise), thus favouring as the typical example our previously so much studied vacuum type 2 model. The main such evidence is that we manage a fit to data in which the 3.5 keV X-rays, presumed to result from dark matter, come *both* from collisions of dark matter with dark matter and from dark matter with ordinary matter! Both mechanisms are of so similar an order of magnitude that they are both seen, indicating that their similarity is due to a significant similarity between dark with ordinary matter. The fact that the amounts of ordinary and dark matter *only* deviate by a factor 6 points in the same direction. Using the information obtained from this fitting, we develop our speculation that the main content weightwise of dark matter is ordinary matter to the very DAMA experiment. Actually we found three spots on the sky in which we fit the observed production of 3.5 keV X-rays with ordinary + dark scattering.

1 Introduction

Most theoretical models on the market for dark matter involve new physics in one form or the other, because seemingly the Standard Model alone cannot

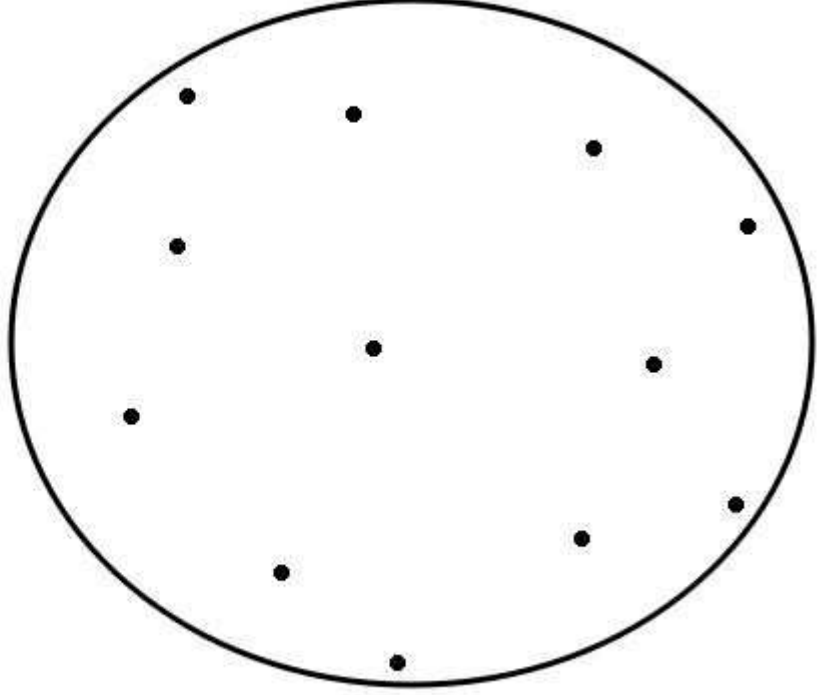
explain or even provide an appropriate possibility for a model for the dark matter. However, if the story about the several phases would be right, *we* would only need new physics in explaining that the parameters of the Standard Model were fine tuned to ensure that more than one phase of the vacuum would be competitive and present in Nature. In most models of dark matter, even according to weight, the major constituents of the dark matter are made up from new physics - i.e. speculated new particles such as is the case in typical WIMP models in which the new physics particles could be susy-partners of e.g. gauge bosons. Even in Maxim Khlopov's model in which the main ingredient is a doubly negatively charged particle, this new physics doubly negatively charged particle is expected to be so heavy that its mass dominates over the accompanying ordinary matter helium nucleus. The models that use axion like particles ALP's are of course also having dark matter dominated by new physics in as far as no axion has as yet been found. But here of course division as to what the dark matter is made from after weight is a bit more delicate, in as far as the genuine constituents are supposed to be extremely light and the "coldness" of the dark matter is only supposed to come in by bose-statistics effects. But, in any case, it is mostly new physics making up the dark matter.

As far as we know it is only in our own model [1, 2, 3, 4, 5, 6, 7, 8, 9, 10, 11, 12, 13, 14, 15] that the dark matter is made up after weight dominantly from *ordinary matter*. We have to admit that the utterly important ingredient in our model, that the dark matter consists of bubbles of a new physics vacuum, is of course new physics. However we should keep in mind that if the computer analysis of what is called the Columbia plot should end up telling that there is a phase transition in QCD not hitherto taken so seriously, it could become old physics that we use.

The main attitude of the present article is to consider a slight generalization of our model in the sense of prescribing a class of models. In these models the dark matter is dominantly ordinary matter, only made "dark" in some way, such as e.g. having the nuclei very strongly screened so that they no longer interact with charged particles as strongly as usual atoms. In our model there is actually such a strong screening, because we make the assumption that the vacuum inside the pearls has a lower potential for nucleons than the outside vacuum. This then namely means that a lot of nuclei are pulled into the interior and pressed together by the tension in the domain wall separating the two different vacua - the latter is supposed to have a tension of the order of the third power of a few MeV - and the nuclei pull the electrons with them electrically. Thus we get a high electron density in the pearl and therefore a very strong screening. It is really this screening, which makes the nuclei interact so weakly with electrical objects or atoms, that ensures the dark matter in our model really can be arranged to interact so little that we must call it "dark".

Our model of a dark matter particle or pearl is a cluster of screened

nuclei kept inside a skin or domaine wall.



2 Interference factor

Let us list and compare some numbers, which we can collect concerning the non-gravitational observations of dark matter, and seek to put them in the form of a ratio $\frac{\sigma''}{m}$ of an effective cross section with significant scattering angle σ'' divided by the mass of the particle having this cross section m .

For a given density ρ of a medium in which a particle penetrates, the stopping length is at least crudely given by

$$\text{"stopping length"} \approx \frac{1}{\frac{\sigma''}{m} * \rho} \quad (1)$$

and so, for a fixed medium, we can consider this ratio $\frac{\sigma''}{m}$ a measure for stopping power. We take as our starting point the approximation that the dark matter pearl consists effectively just of a swarm of strongly electrically screened nuclei, which separately scatter independently - so we shall first consider the interference between hitting different constituent nuclei in the

next paragraph. In this approximation we shall have this ratio being the same for clusters of the constituents as for the constituent nucleus itself as long, of course, that the m in the denominator is the mass of the cluster.

But now the crucial point is that for elastic scattering of a dark matter pearl there will occur interference between all the cases of a constituent from one of the two colliding pearls meeting a constituent from the other one. Also if an ordinary matter nucleus hits a dark matter pearl we have for the elastic scattering interference between the hitting of all the constituents.

Thus we have interference corrections to this ratio $\frac{\sigma''}{m}$:

$$\begin{aligned} DM + DM \rightarrow DM + DM, \text{ correction } \frac{\sigma''}{m} &\rightarrow \frac{\sigma''}{m} * \text{"\# nuclei in DM pearl"}^2 \\ DM + OM \rightarrow DM + OM, \text{ correction } \frac{\sigma''}{m} &\rightarrow \frac{\sigma''}{m} * \text{"\# nuclei in DM pearl"} \end{aligned}$$

2.0.1 How to think on our quantities

For the following it may be good to have in mind that given the quantity $\frac{\sigma}{m}$, the stopping power is crudely invariant under splitting up of the particles in the medium into essentially non-interacting constituents, as for example the splitting

$$DM \text{ split into } scnu + scnu + \dots + scnu \quad (2)$$

where $scnu$ stands for screened nuclei.

For seeing this one has to have in mind that a hit particle typically gets a velocity of the order of the velocity of the penetrating particle and thus the momentum loss becomes of the order of $m_{hit}v$. Of course non-relativistically the number n of constituents, $scnu$'s, will equal

$$n = \frac{m_{DM}}{m_{scnu}}. \quad (3)$$

where $scnu$ stands for screened nuclei.

So

$$\begin{aligned} \text{whether } \frac{\sigma}{m} \text{ taken to} & \quad \frac{\sigma_{DM+DM}}{m_{DM}} \text{ or } \quad \frac{\sigma_{DM+scnu}}{m_{DM}} \\ \text{"stopping f." } \propto & \quad \frac{\sigma_{DM+DM}}{m_{DM}} * \rho_{\# DM} * vm_{DM} \text{ or } \quad \frac{\sigma_{DM+scnu}}{m_{DM}} * \rho_{\# scnu} * vm_{scnu} \\ \text{I.e. "stopping f." } \propto & \quad \frac{\sigma_{DM+DM}}{m_{DM}} \rho_{mass} v \text{ or } \quad \frac{\sigma_{DM+scnu}}{m_{DM}} * \rho_{mass} * v, \\ \text{I.e. "stopping f." } \propto & \quad \frac{\sigma}{m_{DM}} \rho_{mass} v \text{ or } \quad \frac{\sigma}{m_{DM}} * \rho_{mass} * v \end{aligned}$$

I.e. you get the same stopping force "stopping f." in a model wherein the DM are genuine particles and $\sigma = \sigma_{DM+DM}$ as in our model in which the

dark matter pearls are ideally loosely bound constituents, called *scnu*, provided you put $\sigma = \sigma_{DM+scnu}$ and provided you ignore quantum mechanics, meaning the interference between the scattering on different constituents.

Also the construction of the ratio $\frac{\sigma}{m}$ is invariant under the splitting of the particle into its constituents, say *scnu*'s, by going to the ideally loosely bound cluster, in the sense that

$$\frac{\sigma_{DM+something}}{m_{DM}} = \frac{\sigma_{scnu+something}}{m_{scnu}} (\text{classically}). \quad (4)$$

The above results were only true **classically**, but let us postpone the quantum discussion till we have settled how to interpret the Correa data.

2.1 Correa

The self-interaction of the dark matter, as extracted from the dwarf galaxy studies of Camilla Correa [16], are already in the form we go for, in as far as we believe she found

$$\frac{“\sigma”}{m_{Correa}} = \frac{“\sigma_{DM+DM}”}{m_{DM}} \quad (5)$$

$$\approx \frac{K}{v^2} \quad (6)$$

$$\text{where } K = 10^{10} m^4 / s^2 / kg \quad (7)$$

$$\text{With } 1m = 5.07 * 10^{15} GeV^{-1}, \quad 1kg = 5.625 * 10^{26} GeV :$$

$$\begin{aligned} K &= 5.08 * 10^{-13} GeV^{-3} / (m^4 / s^2 / kg) * 10^{10} m^4 / s^2 / kg \\ &= 5.08 * 10^{-3} GeV^{-3} \end{aligned} \quad (8)$$

$$\text{With } v = 3.2 * 10^5 m/s \text{ then } \frac{“\sigma”}{m}|_{DM+DM} = 0.1 m^2 / kg, \quad (9)$$

$$= 4.57 * 10^3 GeV^{-3} \quad (10)$$

Process

$$DM + DM \rightarrow DM + DM(\text{elastic}) \quad (11)$$

But now we are in the present article studying the hypothesis, that the dark matter pearls are ideally loosely bound clusters of some screened nuclei *scnu*, so that what really happens in the collisions of dark matter pearls is the collisions of these constituents. The effect of shadowing is supposed small. Now we have to contemplate what Correa by her analysis has really measured, we must expect that she has indeed measured how fast the dark matter particles in the various dwarf galaxies are being stopped by the dark matter density present. That means that, provided our model of loose bound states is right, we can interpret her values for the ratio $\frac{\sigma}{m}$ as

$$\frac{\sigma}{m}|_{Correa} = \frac{\sigma_{DM+scnu}}{m_{DM}} \quad (12)$$

$$= \frac{\sigma_{scnu+scnu}}{m_{scnu}} (\text{classically}). \quad (13)$$

But now switching on quantum mechanics, so that one has positive interference between all the n^2 possibilities for an $scnu$ in one pearl to interact with an $scnu$ in the other pearl in the collision, the ratio f for the Correa quantity $\frac{\sigma}{m}|_{Correa}$ above gets screwed up by a factor n^2 to

$$\frac{\sigma}{m}|_{Correa} = n^2 * \frac{\sigma_{scnu+scnu}}{m_{scnu}}(\text{quantum mechanically}). \quad (14)$$

2.2 Cline-Frey

From the Cline-Frey fit [17] we extracted an average for the numbers, which we believed could be fitted with DM+DM scattering, while we left out the items supposedly rather due to mainly DM+OM scattering (here OM means ordinary matter).

$$\left(\frac{N\sigma_{DM+DM \rightarrow --- + 3.5keV}}{m_{DM}^2} \right)_{exp} = (1.0 \pm 0.2) * 10^{23} cm^2/kg^2 \quad (15)$$

$$= (1.0 \pm 0.2) * 10^{19} m^2/kg^2. \quad (16)$$

Taking it that the dark matter consists of subparticles - presumably nuclei - with masses Am_N and kinetic energies thus $Am_N v^2/2$ we may, if all the energy goes into the 3.5 keV line, produce per collision of the subparticle get N photons of 3.5 keV, where

$$N \approx Am_n * v^2 / (2 * 3.5keV) \quad (17)$$

$$\text{and } \frac{\sigma}{M}|_{per 3.5keV} = \left(\frac{N\sigma}{M^2} \right) * 3.5keV/v^2 \quad (18)$$

$$= 10^{19} m^2/kg^2 * (3.5 * 1.6 * 10^{-19} * 10^3 J/v^2) \quad (19)$$

$$= 3500 Jm^2/kg^2/v^2. \quad (20)$$

For $v = 3.2 * 10^5 m/s$ we then have

$$\frac{\sigma}{M}|_{per 3.5keV} = 3.5 * 10^{-7} m^2/kg. \quad (21)$$

Process

$$DM + DM \rightarrow DM + DM + ph(3.5keV) + ... \quad (22)$$

Notice that in (18) above the ansatz for the mass $M = Am_n$ dropped out, and so $\frac{\sigma}{M}|_{per 3.5keV}$ gives the number 3.5 keV photons produced by penetration of $1kg/m^2$.

Actually we can write the quantity measured by the Cline-Frey analysis in the following three ways **classically**:

$$\left(\frac{N\sigma_{\rightarrow...+3.5keV}}{M^2}\right)_{exp} = (1.0 \pm 0.2) * 10^{23} cm^2/kg^2 \quad (23)$$

$$= (1.0 \pm 0.2) * 10^{19} m^2/kg^2 \quad (24)$$

$$= \frac{\frac{1/2 * m_{DM} * v^2}{3.5keV} * \sigma_{DM+DM \rightarrow ... 3.5keV}}{m_{DM}^2} \quad (25)$$

$$= \frac{\frac{1/2 * m_{scnu} * v^2}{3.5keV} * \sigma_{DM+scnu \rightarrow ... 3.5keV}}{m_{DM} m_{scnu}} \quad (26)$$

$$= \frac{\frac{1/2 * m_{scnu} * v^2}{3.5keV} * \sigma_{scnu+scnu \rightarrow ... 3.5keV}}{m_{scnu}^2} \quad (27)$$

For instance the last version simplifies to

$$\left(\frac{N\sigma_{\rightarrow...+3.5keV}}{M^2}\right)_{exp} = \frac{\frac{1/2 * v^2}{3.5keV} * \sigma_{scnu+scnu \rightarrow ... 3.5keV}}{m_{scnu}} \quad (28)$$

$$(29)$$

This was still **classically**.

When we switch on quantum mechanics we get positive interference between scattering on the different constituents *scnu* in the same dark matter pearl *DM*, unless the *scnu* participating got marked in some way so as to make the interference impossible. We must suppose that, once an excitation of the electron-system has happened by a hole quasi-electron pair having been produced, one of the *scnu*'s hitting each other has been marked so that there remain for these 3.5 keV producing events a positive interference between the *scnu* particles in just **one** of the two colliding DM's. Thus only one factor *n* (the number of constituents) will occur as the correction of the classical result to the quantum one:

$$\left(\frac{N\sigma_{\rightarrow...+3.5keV}}{M^2}\right)_{exp} = n * \frac{1/2 * v^2}{3.5keV} * \frac{\sigma_{scnu+scnu \rightarrow ... 3.5keV}}{m_{scnu}} \quad (30)$$

If $\frac{\sigma_{scnu+scnu \rightarrow ... 3.5keV}}{m_{scnu}}$ has the inverse square dependence on the velocity which we like to assume

$$\frac{\sigma_{scnu+scnu \rightarrow ... 3.5keV}}{m_{scnu}} = \frac{K_{scnu+scnu \rightarrow ... 3.5keV}}{v^2}, \quad (31)$$

then

$$\left(\frac{N\sigma_{\rightarrow...+3.5keV}}{M^2}\right)_{exp} = \frac{1}{2 * 3.5keV} * n * K_{scnu+scnu \rightarrow ... 3.5keV}. \quad (32)$$

2.3 Reaching DAMA

If we assume that the $\frac{\sigma''}{M}$ for dark matter on ordinary matter is just so that a dark matter particle gets essentially stopped just in the depth of DAMA of 1400 m, and an estimated stone density of $\rho = 3000 \text{ kg/m}^3$, then

$$\frac{\sigma''_{DM+OM}}{M} \simeq \frac{1}{1400 \text{ m} * 3000 \text{ kg/m}^3} \quad (33)$$

$$= \frac{1}{4.2 * 10^6 \text{ kg/m}^2} \quad (34)$$

$$= 2.38 * 10^{-7} \text{ m}^2/\text{kg}. \quad (35)$$

Process

$$DM + OM \rightarrow DM + OM (\text{mainly elastic}) \quad (36)$$

Strictly speaking we should not take it that the stopping length just makes the dark matter pearls stop at the depth 1400m of DAMA-LIBRA, since that would be an unlikely coincidence. Rather we should take it that the stopping length is so much smaller than the depth of DAMA that the probability of the particles stopping just at DAMA - and thus giving a seasonal modulated signal at DAMA - could just explain the lack of efficiency (our factor $1/2 * 10^9$ in (45) below leaves a factor 10^9 to be explained by the deviation of the DAMA depth from the depth where the highest number of pearls stop).

Let us also remark that we shall see in section 3 below that from the sign of the seasonal effect observed in DAMA-LIBRA it is needed that the depth of DAMA is deeper than the dominant stopping depth.

Classically we get the same penetration depth, if we think of m_{OM} as the one divided out i.e. $M = M_{om}$, whether we use,

$$\frac{\sigma''_{DM+OM}}{m_{OM}} \text{ or } \frac{\sigma''_{scnu+OM}}{m_{OM}}, \quad (37)$$

because the higher number of *scnu* is compensated for by a lower momentum loss by using $m_{scnu}v$ than $m_{DM}v$. Also oppositely if we think of the divided out M as being put m_{DM} or m_{scnu} the difference gets divided away classically. But quantum mechanically we have an interference between the n constituent *scnu*'s in the same pearl, and thus

$$\frac{\sigma''_{DM+OM}}{M} \simeq \frac{1}{1400 \text{ m} * 3000 \text{ kg/m}^3} \quad (38)$$

$$= \frac{1}{4.2 * 10^6 \text{ kg/m}^2} \quad (39)$$

$$= 2.38 * 10^{-7} \text{ m}^2/\text{kg}. \quad (40)$$

$$= n \frac{\sigma''_{scnu+OM}}{m_{scnu}}. \quad (41)$$

2.4 The three exceptional places

In three exceptional places we claim that the 3.5 keV line arises mainly from dark matter colliding with ordinary matter. We speculated then on physical grounds in our rather thinly filled dark matter pearls that, counted after weight, the rate of 3.5 keV line photon production should be the same for $DM + DM$ as for $DM + OM$. We found support for this assumption of approximate equality most simply by believing to have found that in the outskirts of the Perseus Galaxy Cluster, where the ratio of dark to ordinary matter is close to unity, there is a “kink” signalling that the dominant production mechanism for 3.5 keV photons shifts from $DM + DM$ to $DM + OM$. Believing this we assume that dark matter being hit by nuclei inside another dark matter particle or by nuclei just present in the ordinary matter would have the same cross section σ per 3.5 keV photon produced. Interpreting the M in the denominator as the mass of the dark matter particle, that here could either hit an ordinary or a dark-matter-contained nucleus, we should be allowed to use the same $\frac{\sigma''}{M}$ for the dark matter hitting ordinary matter as it hitting dark matter. Thus

$$\frac{\sigma''}{M} = 3.5 * 10^{-7} m^2/kg. \quad (42)$$

Process

$$DM + OM \rightarrow DM + OM + ph(3.5keV) + ... \quad (43)$$

This means we just get the same as we already described under Cline Frey.

Even quantum mechanically we get the same as under Cline-Frey because we suppose that in the Cline Frey case there could anyway only be interference in one of the two colliding dark matter pearls, because of the constituent *scnu* in one of them was marked by having made a 3.5 keV X-ray or more correctly some hole electron pair.

Thus we have again so to say

$$\left(\frac{N \sigma_{DM+OM \rightarrow \dots + 3.5keV}}{M^2} \right)_{exp} = n * \frac{1/2 * v^2}{3.5keV} * \frac{\sigma_{OM+scnu \rightarrow \dots + 3.5keV}}{m_{scnu}} \quad (44)$$

2.5 The efficiency of getting 3.5 keV line in DAMA

We have estimated how big a fraction of the kinetic energy of the incoming dark matter would be observed as signals in the DAMA-LIBRA experiments and obtained the result that it is about $2 * 10^{-9}$ times the impact kinetic energy of the dark matter coming in. In the philosophy that all the kinetic energy gets converted into the 3.5 keV line - which is of course an overestimate - we would here in the present over-idealized discussion take it that the

only other way to dispense with the kinetic energy is by stopping the dark matter by elastic scattering. Then we would have to say that the elastic scattering for $DM + OM$ should be $\frac{1}{2} * 10^9$ times bigger than the inelastic one (by our assumption of only the 3.5 keV line taking the energy meaning $DM + OM \rightarrow DM + OM + ph(3,5keV) + \dots$).

So we would conclude in terms of the processes we study

$$\frac{\frac{\sigma''}{M}|_{DM+OM(elastic)}}{\frac{\sigma''}{M}|_{DM+OM (with ph(3.5keV))}} = \frac{1}{2} * 10^9, \quad (45)$$

if all inelastic energy is converted into 3.5 keV X-rays But this is not at all likely for the supposed low energies / low velocities of the dark pearls (see below in section 3), because for low velocities the collisions between the lighter nuclei can hardly deliver 3.5 keV at velocities such as 300 km/s. For example:

For 300 km/s : thresholds :

$$\text{proton H} : 1/2 keV \quad (46)$$

$$\text{helium He} : 2 keV \quad (47)$$

$$\text{carbon C} : 6 keV \quad (48)$$

$$\text{sodium Na} : 11.5 keV \quad (49)$$

$$\text{iodine I} : 63.5 keV \quad (50)$$

Thresholds for 3.5 keV :

$$\text{proton H} : v = 300 km/s * \sqrt{7} = 794 km/s \quad (51)$$

$$\text{helium He} : v = 300 km/s * \sqrt{3.5/2} = 397 km/s \quad (52)$$

$$\text{carbon C} : v = 300 km/s * \sqrt{3.5/6} = 229 km/s \quad (53)$$

$$\text{sodium Na} : v = 300 km/s * \sqrt{3.5/11.5} = 166 km/s \quad (54)$$

$$\text{iodine I} : v = 400 km/s * \sqrt{3.5/63.5} = 70 km/s \quad (55)$$

If the dark matter pearls mainly consist of light nuclei - below carbon say - and we notice that for protection against the cosmic rays the underground experiments have to be of the order of a km down from the earth surface, then all the experiments are under the threshold for easily producing 3.5keV. Thus this production is easily very strongly suppressed even what the non-modulating part of the signal is concerned. If we take it that the modulating velocity of the Earth of the order 30 km/s is about 10% of the typical galactic velocity, the energy at the tails of the dark pearl tracks, which are responsible for the modulation observation have only about 10% of the energy of the incoming dark matter beam and so the typical velocity $300 km/s / \sqrt{10} = 95 km/s$.

Ratio of rates for **low velocity dark matter pearls** :

$$DM + OM \rightarrow DM + OM \quad (56)$$

$$DM + OM \rightarrow DM + OM + ph(3.5keV)... \quad (57)$$

and for this we have found the $1/2 * 10^9$; but for the **high velocity presumably more relevant for the galactic clusters included by Cline and Frey** this ratio could be of order unity.

2.5.1 Comment on the Efficiency

Let us immediately comment that we shall not take this efficiency as seen by DAMA as coming from the whole track with the typical velocity of the dark matter particles being say 300 km/s. In fact we namely show that the part of the track that matters for the seasonal variation to be only the tiny tail, where the velocity is very slow such as to be almost stopping. The point is that we argue in section 3 that in the region of a track in which the velocity is high the energy deposited per unit length of the track arising from the stopping is constant independent of the velocity. Then you cannot see the velocity on the track except at the very end, where a fast track extends longer than a slow particle track. This means that the seasonal varying rate observed at DAMA will correspond to very low velocity dark matter and thus likely to be below the threshold in energy for making the 3.5 keV line. Then production of a 3.5 keV photon would only come by statistical fluctuations and might be estimated by some Boltzmann factor, which could give a very low rate.

2.6 Discussion

The main idea to seek some regularity in the above values of $\frac{\sigma''}{M}$ is to think of the dark matter pearl as effectively being a collection of charged but screened nuclei. The number is really only to be an effective one and probably this effective number of nuclei is much smaller than the true number of nuclei. In fact we shall rather think of the nuclei and their associated electrons forming some electric field and that this electric field around the dark matter pearl is approximated, say, by an effective nucleus with an appropriate number of charges.

We may imagine that the different say nuclei in the effective collection have their interactions interfere maximally constructively. Then the total cross section for a process rate will be increased by the number of effective particles n . In fact, if there is no interference the n constituents will just produce n separate contributions, but if we have interference the total contribution will be n^2 times a single contribution and thus $n^2/n = n$ times what we have without interference.

Now we shall also have in mind, that if we have up to two dark matter pearls involved in the scattering, then we can have interference involving the constituents of both pearls and thus, if each has n effective constituents, get an interference correction up to even n^2 ,

We expect that, if we have a 3.5 keV photon in the final state, it may have come from one specific nucleus in one of the dark matter pearls colliding and thus prevent the presence of the factor n^2 from interference in both the dark matter particles. The observability of the X-ray might make the emitting nucleus observed and thus prevent the interference in the pearl containing the nucleus. Also of course we can at most get as many factors n as there are dark matter pearls in the collision.

For the presumably elastic scattering, as observed in Correa's dwarf galaxy studies, we should expect to have a factor n^2 compared to having no interference. If we believe that the stopping of the dark matter reaching DAMA just stops after 1400 m, due to elastically dominated DM+OM collisions, we clearly expect the dominant term to have just one factor n from interference going on in the only dark matter pearl in the collision(s).

Similarly we expect that the Cline-Frey value for DM+DM inelasticity giving 3.5 keV radiation will contain an interference enhancement factor n . This is because the presence of the 3.5 keV quantum has prevented - by it potentially being associated with pointing out a specific nucleus in the pearl as the one hit - the interference among the nuclei in one of the two colliding dark matter pearls.

These three items or rather the last two, DAMA versus Cline-Frey, can be considered a success for our hypothesis that the cross section relative to mass $\frac{\sigma''}{M}$ should be the same when exchanging OM and DM. Also the quantum interference correction, n in this case, does not distinguish between OM and DM. The values of $\frac{\sigma''}{M}$ for DAMA and for Cline-Frey are indeed very close, $(3.5 \text{ and } 2.38) * 10^{-7} m^2/kg$ for respectively Cline Frey and DAMA.

Using the Correa value for $\frac{\sigma''}{M}$ we then get $n \simeq \frac{0.1 m^2/kg}{3 * 10^{-7} m^2/kg} = 3 * 10^5$ or for the ratio of the σ/m for the two supposedly elastic processes (9, 35),

$$\frac{\frac{\sigma}{m}|_{Correa}}{\frac{\sigma}{m}|_{DAMA}} = \frac{0.1 m^2/kg}{2.38 * 10^{-7} m^2/kg} \quad (58)$$

$$= 4.2 * 10^5. \quad (59)$$

This ratio should be equal to the number of "atoms" in a dark matter pearl, since we want to explain the difference between the two numbers as due to (positive) interference between n "atoms" in such a pearl.

We should be able to use this "measurement" of the number n of constituent nuclei in the pearl to estimate the size of the pearl, at least if we somehow guess the atomic weight of the constituent nuclei.

By requiring the dark matter pearl to have a homolumo gap of 3.5 keV responsible for the observed X-ray line and thus a Fermi momentum $p_f =$

3.3MeV for the electrons inside the pearl, a crude dimensional argument suggests the density of the pearl material is $\rho_B = 5.2 * 10^{11} kg/m^3$. Using this value we obtain estimates for the radius R and the cube root of the surface tension $S^{1/3}$ of the pearl for two different proposals for the atomic weight A of the constituents:

$$\begin{aligned} \text{For } A = 12 : M_{pearl} &= A * 1.66 * 10^{-27} kg * 4.2 * 10^{56} \\ &= 8.37 * 10^{-21} kg \end{aligned} \quad (61)$$

$$\text{giving "Volume"} = \frac{8.37 * 10^{-21} kg}{5.2 * 10^{11} kg/m^3} \quad (62)$$

$$= 1.61 * 10^{-32} m^3 \quad (63)$$

$$\text{so radius } R = \sqrt[3]{1.61 * 10^{-32} m^3 * 3/(4\pi)} \quad (64)$$

$$= \sqrt[3]{3.84 * 10^{-33} m^3} \quad (65)$$

$$= 1.57 * 10^{-11} m; \quad (66)$$

$$\text{Extrapolating from } R = 10^{-10} m \sim S^{1/3} = 8MeV \quad (67)$$

$$S^{1/3} = 8MeV * \sqrt[3]{\frac{1.57 * 10^{-11} m}{10^{-10} m}} \quad (68)$$

$$= 4.3MeV \quad (69)$$

* * * * *

$$\begin{aligned} \text{For } A = 100 : M_{pearl} &= A * 1.66 * 10^{-27} kg * 4.2 * 10^{56} \\ &= 6.97 * 10^{-20} kg \end{aligned} \quad (71)$$

$$\text{giving "Volume"} = \frac{6.97 * 10^{-20} kg}{5.2 * 10^{11} kg/m^3} \quad (72)$$

$$= 1.34 * 10^{-31} m^3 \quad (73)$$

$$\text{so radius } R = \sqrt[3]{1.34 * 10^{-31} m^3 * 3/(4\pi)} \quad (74)$$

$$= \sqrt[3]{3.20 * 10^{-32} m^3} \quad (75)$$

$$= 3.17 * 10^{-11} m; \quad (76)$$

$$S^{1/3} = 8MeV * \sqrt[3]{\frac{3.17 * 10^{-11} m}{10^{-10} m}} \quad (77)$$

$$= 5.45MeV \quad (78)$$

These values of the cube root of the tension $S^{1/3}$ should be compared with the value obtained from the straight line fit in the article ‘‘Ontological fluctuating Lattice’’ [18, 19, 20, 21] in the same issue as this article of the Bled Workshop Proceedings. In fact since the action for a surface (in Minkowski space a three dimensional track) in the lattice theory is supposed to be related to the third power of the link size a , i.e. the coefficient to the three dimensional surface action is proportional to a^3 , we expect in the straight line rule for the energy scales, that the energy scale for the surface tension $S^{1/3}$ shall be three steps, meaning three factors of 220.584, under

the “fermion tip” scale, which is at $2.06 * 10^4 GeV$. That is to say we expect from the straight line model the cubic root of the tension to be:

$$S^{1/3} = \frac{\text{“fermion tip”}}{(\text{“step - factor”})^3} \quad (79)$$

$$= \frac{2.06 * 10^4 GeV}{220.584^3} \quad (80)$$

$$= 1.92 MeV. \quad (81)$$

The exact match of this prediction would e.g. be reached with an even lower A than our 12, but one shall consider it a good agreement taking into account the crude calculation.

2.7 Suggested Solution

Ignoring at first the efficiency number above, we can understand the numbers above like this:

There are two different electric fields associated with the dark matter pearls

- There is a screened Coulomb potential around each nucleus in the pearl. Because of the high electron density it is quite short range.
- There is Coulomb field very similar to that of huge nucleus sitting in its atom. It is field much like the one in a rather thin spherical condenser. This is caused by the pull of the pearl skin on the nuclei inside this skin. They are pressed inward towards the center of the pearl by the skin, and for balance there has to be electrons outside driving the nuclei the opposite way.

It is now the idea that in the collisions observed by Correa in the dwarf galaxies it is the field from the electrons just outside the skin and the nuclei just inside the skin that dominates and that the scattering is mainly elastic. The field is built up from many nuclei etc. and from the point of view of these nuclei the scattering becomes the result of strong interference between the different nucleus combinations. This strong interference allows the interaction of just elastic scattering of dark matter on dark matter to become appreciably larger than processes without this interference.

It can only be for this elastic scattering of two dark matter pearls that you can expect these fields in the surroundings to work in full interference, because having only one dark matter pearl when we look for DM + OM can at least not have the n^2 interference and also the interference will be spoiled by the excitation of the pearl which would probably carry sign of one or another region in the pearl having been excited.

In fact we shall suggest that the types of scatterings listed above with 3.5 keV photon production or DM+OM scattering shall only have essential

interference between screened nuclei inside *one* dark matter pearl, so that the quantum enhancement will only be one factor n , and not n^2 as for the dark + dark elastic scattering (the Correa case). So we should in principle be able to calculate DM+OM scattering with 3.5 keV production as if we had only separate screened nuclei instead of dark matter, except that we should multiply by a single n factor namely only for the interference between the nuclei inside just one of the dark matter pearls.

However, there is a threshold effect that may spoil completely this simple thought when concerning the production of the 3.5 keV line: If the OM nuclei hitting the dark matter are not sufficiently fast, it will be kinematically impossible to reach the kinetic energy threshold with collisions with the velocity v in question. This means that when the velocity is below a threshold, that for say Na nuclei is about 100 km/s formally, 3.5 keV X-rays cannot be produced. The effective threshold is probably a bit higher and the cutting off can be smoothed out. On the other hand iodine would have a bit higher threshold.

Let us now look at the three places on the sky, where we think that the 3.5 keV line comes from dark matter hitting ordinary matter and the situation when the dark matter pearls are about stopping at the DAMA experiment, and especially note the velocity of the collisions

- **PCO** The Perseus Cluster Outskirts:

In the Perseus Cluster the temperature of the X-ray gas is of the order of 10 keV. This is very high when we are concerned with producing 3.5 keV photons, and we could say it is above threshold.

So we might expect that for each collision there is an of the order unity chance of getting a large part of the energy of the hit made into electron hole pairs, which in turn becomes hole electron annihilation photons, which are the 3.5 keV line photons to be observed may be on earth or better on a satellite near the earth.

The intensity which we extracted from the data for this outskirts of the Perseus Cluster was

$$\text{Intensity}_{PCO} = 5 * 10^{41} ph * cm^6 / s / SNe / GeV. \quad (82)$$

- **TSNR** Thyco Super Nova Remnant:

The temperature in supernova remnants - at the time we now see Thyco Brahe's Supernova - is rather only 1 keV, so it already does not immediately guarantee that there is sufficient energy for production of 3.5 keV photons. Rather some sort of good luck is needed, and we would expect that the rate could be appreciably lower.

The rate is

$$\text{Intensity}_{TSNR} = 1.4 * 10^{41} ph * cm^6 / s / SNe / GeV \quad (83)$$

which is about 3 times lower.

Since the $kT = 1keV$ is lower than the $kT = 10keV$ for the PCO, we could have expected an appreciable lower intensity $Intensity_{TSNR}$ than the $Intensity_{PCO}$ due to some Boltzmann factor, but it seems that the two agree extremely well, since of course a factor 3 is far below our estimation accuracy.

- **MWC Milky Way Center:**

Much gas in the Milky Way Center has very low temperatures like lower than 250 K, although there also is diffuse plasma with 10^6 to 10^7 K. The collision velocity with dark matter will then order of magnitudewise be governed by the velocity of the dark matter which being of the order of 300km/s for hydrogen corresponds to a temperature 1 keV (about 10^7 K).

This means that the rate is expected to be even lower compared to the ideal one - say the one for PCO - than the one for TSNR.

Indeed we have estimated the rate found for the Milky Way Center observed to be

$$Intensity_{MWC} = 7.3 * 10^{38} ph * cm^6/s/SNe/GeV, \quad (84)$$

which is about 200 times smaller than for TSNR. If it - as it seems to - happened that it is in this step -from TSNR to MWC that the threshold for hydrogen and helium collisions being able to produce 3.5 keV, then by this passage a fall in the 3.5 keV production should be by a factor equal to the ratio of hydrogen and helium abundance compared to the metals. This is of the order of 100.

- **DAMA**

We shall see in another section that the modulation part of the signal DAMA-LIBRA sees comes from the very tail of the tracks of the dark matter particles, just before they stop totally. This means that the effective velocity of the particles seen as modulation is very low. If we say that it is the remaining part of the track which is there only in one season, then since the velocity of the Earth around the sun is about 30 km/s, the velocity of this remaining track particles will be of the order of 30 km/s. At so low velocity the effective temperature in collisions will be for hydrogen 10 eV, and even for iodine with atomic weight $A_{iodine} = 126.905 amu$ only 1.27 keV. So even for heaviest atoms the velocity is below the threshold and only a very low fraction of the collisions are expected to produce 3.5 keV radiation.

But that is o.k. because we just claimed that of the kinetic energy for incoming dark matter only a fraction of one in half a milliard is turned

into 3.5 keV radiation. However this way of explaining away more observations in DAMA has the problem, that it suggests that there are with higher velocities more events that do not vary seasonally. There are, in fact, limits on how much non-modulating background there can be, because it should have been seen as electron recoil background in experiments like LUX-Zeppelin.

LUX Zeppelin claimed that the bit of background spilled over from the electron recoil into the WIMP region was 3.6 mDRU with an expectation $2.6 \pm \text{mDRU}$. Here a $\text{mDRU} = 10^{-3} \text{cnts/keV}_{ee}/\text{kg/day}$. Now we can see on the plot count that there are 20 spilled over events out of a total of 160 background events observed by LUX Zeppelin. This means that the full background essentially of electron recoil events is $\frac{160}{20} * 3.6 \text{mDRU} = 28.8 \text{mDRU}$.

3 Depth and Location Dependence of Underground Dark Matter Signal

We have earlier called attention to the fact that dark matter having significant interaction with the earth, through which it penetrates down to dark matter underground experiments, can cause a significant dependence of the signal on the depth of the experiment. This could potentially explain the fact that DAMA-LIBRA sees a signal while ANAIS and LUX Zeppelin do not see the corresponding signal, which is an impossible situation for simple WIMP models.

Assuming, as we have in the present article, that the main velocity dependence of the ratio $\frac{\sigma''}{m}$ is as the inverse square of the velocity and that a major fraction of the stopping energy when the stopping is inelastic goes into the production of 3.5 keV radiation, we can argue in the following way:

We take that the quotation marks around the σ means that a cylinder of the medium being penetrated of cross section " σ'' " is brought into a velocity of the order of the velocity of the pearl inducing this motion. This means that per unit distance penetration the momentum loss of the pearl or the object considered is " $\sigma'' * \rho * v$ ". But now since we take the ansatz

$$\frac{\sigma''}{m} = K/v^2, \quad (85)$$

the loss of momentum comes to behave like

$$\text{" p-loss per distance unit" } = \rho * m * K/v \quad (86)$$

$$\text{" E-loss per distance unit" } = v/2 * m\rho * K/v = \rho * m * K/2 \quad (87)$$

$$\text{i.e. force''} = \rho * K * m/2 \quad (88)$$

$$\text{and "acceleration" } = \rho * K/2 \quad (89)$$

For such a constant force the energy deposited per unit length becomes the same all along the stopping path, and if the efficiency for making it into the 3.5 keV radiation is constant too, then the stopping track will radiate equally much per length unit whatever the speed of the particle causing this radiation. So whether a dark matter particle enters with low or high velocity will only become visible for instruments observing the 3.5 keV radiation, when the particles stop. Then namely a fast particle still goes on a little longer than the slow one. So in the here sketched approximation the seasonal effect modulation can be calculated as if only the end tip of the stopping track counts.

In the approximation that the motion of the Earth around the sun is small compared to the motion of the solar system in the Milky Way we would just get infinitesimally small pieces of track to count at the end of the track, i.e. where the particles stop. The density of such stopping points in the Earth would just reflect the kinetic energy distribution of the vertical direction, since with our assumption of the force on the particle during the stopping being constant, the length of the track in the vertical direction would just be proportional to the kinetic energy along this direction. (Actually we expect that thinking of a splitting up of the kinetic energy according to coordinate axes is at least crudely o.k.)

3.1 Motion of us relative to Dark Matter

The distribution of the dark matter in the galaxy is expected not to follow the rotation of the visible matter, but rather being as a whole at rest in the galaxy and only having a random Maxwellian distribution in velocity

$$f(\vec{v})d^3\vec{v} = \left[\frac{m}{2\pi}\right]^{3/2} \exp\left(-\frac{mv^2}{2T}\right)d^3\vec{v} \quad (90)$$

where the temperature T (with Boltzmann's constant $k = 1$) should be adjusted so as to make the dominant speed of the dark matter particles be around 250 to 280 km/s. I.e. that we should divide the total square of the velocity of the order of $7.02 * 10^4 km^2/s^2 = 7.02 * 10^{10} m^2/s^2$ into three equal portions to the three spatial coordinates. Thus we shall have

$$\frac{2T}{m} = \frac{1}{3} * 7.02 * 10^{10} m^2/s^2 \quad (91)$$

$$= 2.34 * 10^{10} m^2/s^2 \quad (92)$$

$$\Rightarrow \text{“typical velocity component”} = \sqrt{2.34 * 10^{10} m^2/s^2} \quad (93)$$

$$= 153 km/s = 1.53 * 10^5 m/s \quad (94)$$

The direction of motion of the solar system relative to the Milky Way is close to the direction of Deneb (=α Cygni), which has right ascension $20^h 41^m 25.9^s$ and declination $+45^\circ 16' 49''$. Hence the velocity of 232 km/s in

this direction will have a component in the direction of the earth rotation axis oriented north

$$\text{“component north”} = 232 \text{ km/s} * \cos(90^\circ - (+45^\circ 16' 49'')) \quad (95)$$

$$= 0.7105 * 232 \text{ km/s} \quad (96)$$

$$= 165 \text{ km/s} = 1.65 * 10^5 \text{ m/s}. \quad (97)$$

3.1.1 Laboratory on North Pole

As an example, we consider first an underground laboratory placed on the North Pole:

The distribution of the velocity component vertically down of the dark matter $D_{N.P.}(v_{vertical})$ would be a displaced Gaussian, though of course one cannot observe up-going dark matter particles in a model wherein the dark matter gets stopped on the km-scale:

$$D_{N.P.}(v_{vertical})dv_{vertical} \propto \exp\left(-\frac{(v_{vertical} - 165 \text{ km/s})^2}{(153 \text{ km/s})^2}\right)dv_{vertical} \quad (98)$$

for $v_{vertical} \in [0 \text{ km/s}, \infty]$

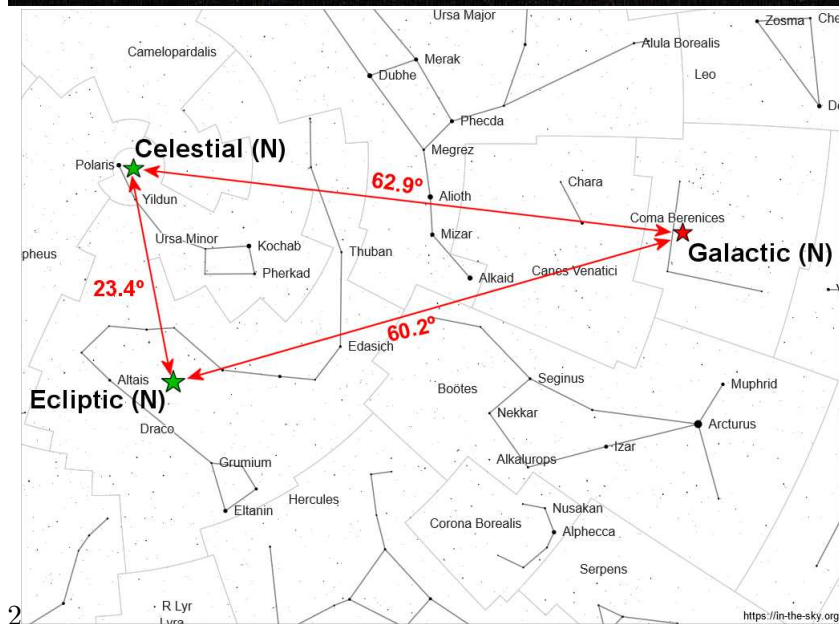
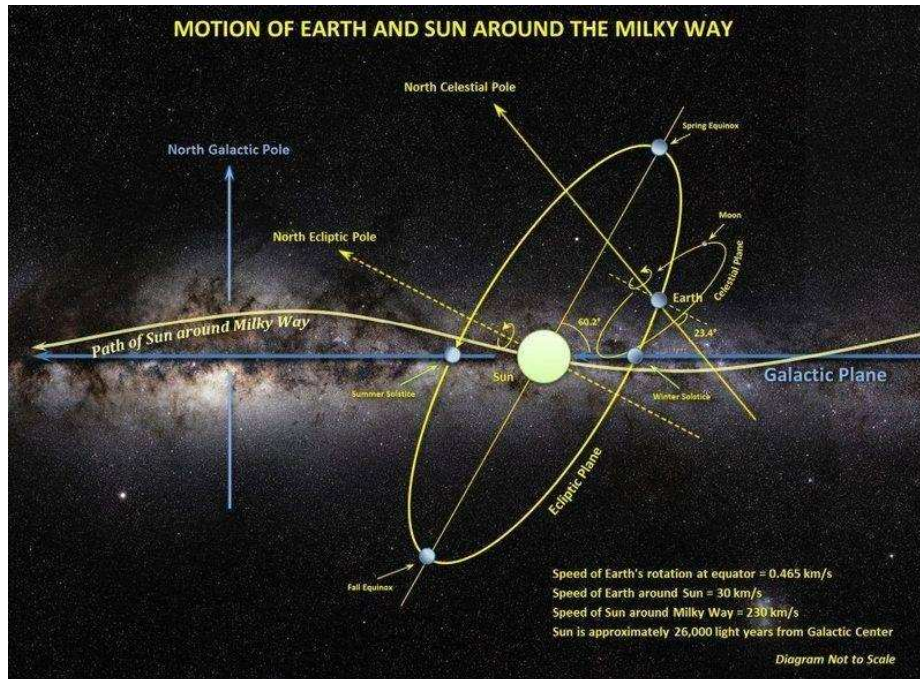
One should have in mind that the stopping depth will be rather simply related to this incoming downward speed $v_{vertical}$. Also one should have in mind that the speed of the Earth relative to the Milky Way varies slightly with season, so that what we have put in as the velocity 165 km/s varies with season with a fraction of the earth velocity around the sun, which is 30 km/s .

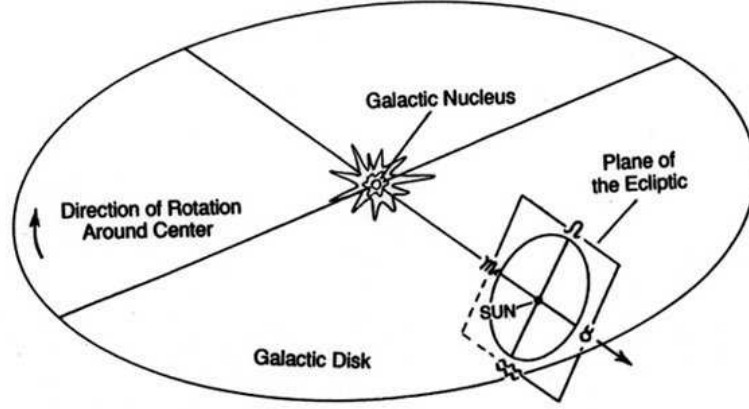
For a detector at the depth corresponding to the stopping point for a vertical velocity smaller than the peak in the distribution, here at the 165 km/s , i.e. above where the particles of just this velocity stop, it should see a seasonal variation opposite to that observed by the DAMA-LIBRA experiment. However, for deeper experiments on the northern hemisphere one should get the sign of the seasonal effect which DAMA-LIBRA got. This DAMA-LIBRA experiment actually found that in the season when the Earth moved towards the bulk of the (supposed) dark matter their event rate was higher than when the Earth moved along the dark matter stream, escaping.

3.1.2 Generalized Picture

A similar consideration for the South Pole would just change the sign of the velocity 165 km/s and that would lead to that the deeper one goes down with one's experiment, the seasonal effect will remain of opposite sign to that found by DAMA-LIBRA. It would actually correspond to a derivative of the tail of a Gauss distribution.

When one goes to the lower latitudes there should in principle be a variation with the time of the day, but if one just averages that out by not measuring or noting down the time on the day, then the approximate picture for the distribution of the $v_{vertical}$ would be broader as one approaches the equator and the peak velocity will be smaller also. At the equator there would be no seasonal effect at the surface of the earth, the effect just at the surface changes sign when passing the equator.





4 Conclusion

We have re-looked at our since long announced model for dark matter as being pearls of essentially ordinary matter under very high pressure with correspondingly very strongly screened nuclei in a dense degenerate electron fermi gas, probably surrounded by a vacuum phase separating the surface as suggested by Columbia plots.

Our main new point has been to use how the various nuclei inside such a dark matter pearl interact individually or strongly interfering respectively in inelastic X-ray producing collisions and elastic events. A major success is that we can treat scattering of dark matter with dark matter and with ordinary matter very similarly. In our crude picture we solve or deliver chance of solving some mysteries about the non-gravitational interactions of dark matter:

- The difficulty of fitting the 3.5 keV observations from the Perseus Cluster we propose to solve by allowing, that the outskirts of this galaxy cluster has its 3.5 keV radiation emitted from collisions of ordinary matter with dark matter processes.
- The mystery that only DAMA-LIBRA so far has seen the dark matter in underground direct detection, while others LUX have upper limits which in WIMP models seem quite contradictory, we solve by:

The dark matter gets stopped in the earth with a stopping length of the order of the depth of DAMA, and what DAMA sees is really 3.5 keV radiation from dark matter having been excited by its passage through the earth above the experimental hall or in the apparatus.

4.1 Main Coincidence

The main coincidence observed in the present article is that the essentially stopping power per (weight per area) quantities $\frac{\sigma''}{m}$ are of similar order of magnitude for three different processes, provided the velocity is higher than where threshold effects would be expected to suppress the 3.5 keV radiation production. These three different processes are:

- The dark matter on dark matter scattering producing 3.5 keV X-rays.
- the dark matter on ordinary matter producing 3.5 keV X-rays.
- and the stopping of dark matter pearls on ordinary matter in the earth assumed to stop them around the depth of the DAMA experiment.

Then we come up with a story of interference that could allow the elastic scattering of dark matter on dark matter being allowed to have much higher cross section per mass than the three processes just mentioned. The Correa interaction of dark matter with dark matter is measured in this way to be about half a million times stronger than the three almost equal values of $\frac{\sigma}{m}$ mentioned above. This number of order $5 * 10^5$ is interpreted as the number of screened nuclei constituents in a dark matter pearl. The size of the dark matter pearls estimated this way fits reasonably well with earlier estimates, as well as with the story about the different energy scales due to a fluctuating lattice by one of us (see the present volume of the Bled Proceedings).

4.2 On the Impact on the Earth

We have given a series of predictions for how the chances of finding dark matter in the underground by direct detection should vary between the hemispheres of the Earth and with the depth.

5 Appendix Translation of Units

We here list the translations between the two different sets of units, which we use, for the quantities of interest in this article:

Using

$$1m = 5.07 * 10^{15} GeV^{-1} \quad (99)$$

$$1kg = 5.625 * 10^{26} GeV \quad (100)$$

we can write:

$$\begin{aligned}
m^2/kg &= 4.57 * 10^4 GeV^{-3} \\
m^4/s^2/kg &= 5.08 * 10^{-13} GeV^{-3} \\
kg/m^3 &= 4.32 * 10^{-21} GeV^4 \\
\text{earth density } 3000 kg/m^3 &= 1.29 * 10^{-17} GeV^4 \\
\text{DAMA depth } 1400m &= 7.10 * 10^{18} GeV^{-1} \\
\text{DAMA depth} \times \text{earth density } 4.2 * 10^6 kg/m^2 &= 91.6 GeV^3 \\
\text{inverse of this } 2.38 * 10^{-7} m^2/kg &= 1.09 * 10^{-2} GeV^{-3} \\
\text{Typical gal. vel. } 3 * 10^5 m/s &= 10^{-3} \quad (101)
\end{aligned}$$

References

- [1] C. D. Froggatt and H. B. Nielsen, Phys. Rev. Lett. **95** 231301 (2005) [arXiv:astro-ph/0508513].
- [2] C.D. Froggatt and H.B. Nielsen, Proceedings of Conference: C05-07-19.3 (Bled 2005); arXiv:astro-ph/0512454.
- [3] C. D. Froggatt and H. B. Nielsen, Int. J. Mod. Phys. A **30** no.13, 1550066 (2015) [arXiv:1403.7177].
- [4] C. D. Froggatt and H. B. Nielsen, Mod. Phys. Lett. **A30** no.36, 1550195 (2015) [arXiv:1503.01089].
- [5] H.B. Nielsen, C.D. Froggatt and D. Jurman, PoS(CORFU2017)075.
- [6] H.B. Nielsen and C.D. Froggatt, PoS(CORFU2019)049.
- [7] C. D. Froggatt, H. B. Nielsen, “The 3.5 keV line from non-perturbative Standard Model dark matter balls”, arXiv:2003.05018.
- [8] H. B. Nielsen (speaker) and C.D. Froggatt, “Dark Matter Macroscopic Pearls, 3.5 keV -ray Line, How Big?”, 23rd Bled Workshop on What comes beyond the Standard Models (2020), arXiv:2012.00445.
- [9] C. D. Froggatt and H.B.Nielsen, “Atomic Size Dark Matter Pearls, Electron Signal”, 24th Bled Workshop on What comes beyond the Standard Models (2021), arXiv:2111.10879.
- [10] C. D. Froggatt and H.B. Nielsen, “Atomic Size Pearls being Dark Matter giving Electron Signal”, arXiv:2203.02779.
- [11] H. B. Nielsen (speaker) and C.D. Froggatt, “Dusty Dark Matter Pearls Developed”, 25th Bled Workshop on What comes beyond the Standard Models (2022), arXiv:2303.06061.

- [12] C.D. Froggatt and H.B. Nielsen PoS(CORFU2022)003, arXiv:2305.12291.
- [13] C.D. Froggatt and H.B. Nielsen PoS(CORFU2022)205, arXiv:2305.18645.
- [14] H.B. Nielsen (speaker) and C.D. Froggatt, 26th Bled Workshop on What becomes beyond the Standard Models(2023), arXiv:2311.14996.
- [15] C.D. Froggatt and H.B.Nielsen, PoS(CORFU2023)205, arXiv:2406.07740.
- [16] C. A. Correa, MNRAS **503**, 920 (2021) [arXiv:2007.02958].
- [17] J. M. Cline and A. R. Frey, Phys. Rev. **D90**, 123537 (2014) [arXiv:1410.7766].
- [18] H.B. Nielsen, “Remarkable Scale Relation, Approximate SU(5), Fluctuating Lattice” Universe 11 (2025) 7, 211 [arXiv:2411.03552].
- [19] H. B. Nielsen, “Fluctuating Lattice, Several Energy Scales” Bled virtual workshop July 2024, arXiv:2502.16369.
- [20] H.B. Nielsen, “Approximate Minimal SU(5), Several Fundamental Scales, Fluctuating Lattice”, arXiv:2505.06716.
- [21] H.B. Nielsen, “Ontological Fluctuating Lattice Cut Off”, Other contribution in this same volume.