

Time Series Reasoning via Process-Verifiable Thinking Data Synthesis and Scheduling for Tailored LLM Reasoning

Jiahui Zhou¹ Dan Li¹ Boxin Li² Xiao Zhang² Erli Meng² Lin Li¹ Zhuomin Chen¹
Jian Lou¹ See-Kiong Ng³

Abstract

Time series is a pervasive data type across various application domains, rendering the reasonable solving of diverse time series tasks a long-standing goal. Recent advances in large language models (LLMs), especially their reasoning abilities unlocked through reinforcement learning (RL), have opened new opportunities for tackling tasks with long Chain-of-Thought (CoT) reasoning. However, leveraging LLM reasoning for time series remains in its infancy, hindered by the absence of carefully curated time series CoT data for training, limited data efficiency caused by underexplored data scheduling, and the lack of RL algorithms tailored for exploiting such time series CoT data. In this paper, we introduce VeriTime, a framework that tailors LLMs for time series reasoning through data synthesis, data scheduling, and RL training. First, we propose a data synthesis pipeline that constructs a time series–text multimodal dataset with process-verifiable annotations. Second, we design a data scheduling mechanism that arranges training samples according to a principled hierarchy of difficulty and task taxonomy. Third, we develop a two-stage reinforcement finetuning featuring fine-grained, multi-objective rewards that leverage verifiable process-level CoT data. Extensive experiments show that VeriTime substantially boosts LLM performance across diverse time series reasoning tasks. Notably, it enables compact 3B–4B models to achieve reasoning capabilities on par with or exceeding those of larger proprietary LLMs. The code for VeriTime is available at <https://anonymous.4open.science/r/VeriTime-E017>.

¹Sun Yat-sen University ²Xiaomi Corporation ³National University of Singapore. Correspondence to: Dan Li <li-dan263@mail.sysu.edu.cn>.

1. Introduction

Time series (TS) data is a fundamental modality pervasive across diverse domains, including natural phenomena, energy, finance, healthcare, transportation, and industry (Li et al., 2025a; Chen et al., 2025b; Lan et al., 2025; JIANG et al., 2025; Qin et al., 2025). With the advent of Large Language models (LLMs) and their success in natural language processing and beyond, researchers have recently shown growing interest in exploiting LLMs as a unified solution for tackling diverse TS tasks, such as forecasting (Chen et al., 2025c; Lu et al., 2025; Masserano et al., 2025), anomaly detection (Dai et al., 2024; Park et al., 2025b), classification (Huang et al., 2025; Goswami et al., 2024), and imputation (Fons et al., 2025; Yang et al., 2025b).

A prevailing approach to integrate LLMs with time series tasks utilizes supervised fine-tuning (SFT) on TS-text datasets (Wang et al., 2025a; Niu et al., 2025a). For instance, ChatTS (Xie et al., 2025) and Time-MQA (Kong et al., 2025a) fine-tune models respectively using synthetic and real-world Q&A pairs. However, these approaches primarily focus on aligning time series representations with LLMs, lacking the explicit consideration (e.g., chain-of-thought and reinforcement learning) for complex reasoning.

Accordingly, the critical research gap lies in how to adequately reflect the intricate time series patterns and fully integrate them into LLM reasoning processes. Real-world time series inherently convey complex multi-scale temporal correlations and causal dynamics (Jang et al., 2025; Liu et al., 2025c), making it crucial for models to explicitly comprehend the underlying relational structures before forming rationales and conclusions. However, most existing work adopts basic prompting techniques to interpret TS sequences and feeds observed patterns to LLM directly (Liu et al., 2024b; Merrill et al., 2024; Gruver et al., 2023). Inspired by the impressive reasoning performance of frontier models (Jaech et al., 2024; Guo et al., 2025), the reinforcement learning (RL) paradigm has recently emerged as a nascent yet promising direction to further enhance LLM time series reasoning capabilities (Zhang et al., 2025; Luo et al., 2025). LangTime (Niu et al., 2025b) integrates cross-domain pretraining with temporal comprehension prompts,

and introduces TimePPO to optimize forecasting. Guan et al. (2026) propose TimeOmni, a unified model trained on the human-annotated TSR-Suite using SFT and task-grounded RL. However, these approaches rely heavily on outcome-based rewards, overlooking the process-level signals necessary to verify intermediate reasoning steps. Overall, the direction of empowering LLMs for time series reasoning remains in its infancy and warrants further investigation into the validity and interpretability of the reasoning process.

Another critical gap is the lack of tailored time series reasoning data that are extensive enough to cover diverse representative time series tasks (Gu et al., 2025; Gonen et al., 2025). Existing benchmarks are limited by inadequate task diversity, unclear calibration standards, and many rely predominantly on simplified synthetic data only that cannot adequately reflect real-world complexity and variability (Kong et al., 2025b; Wang & Zhao, 2024). Therefore, this calls for a dual approach that leverages synthetic data to ensure coverage across diverse scenarios, while utilizing real-world data for knowledge-intensive domains. MTBench (Chen et al., 2025a) reveals that LLMs consistently struggle with tasks demanding nuanced temporal understanding and effective multimodal integration. This underscores the necessity of constructing a high-quality benchmark characterized by diverse hybrid data sources, tailored Chain-of-Thought reasoning paths, and process-verifiable signals to rigorously supervise reasoning trajectories (Rousseau et al., 2025).

In this work, we propose **VeriTime**, a time series reasoning framework that enhances LLMs’ TS reasoning capabilities through process-verifiable reasoning data synthesis and tailored RL effectively exploiting time series-specific intermediate learning signals from the generated data.

Time Series Reasoning Data Synthesis. We introduce Time Series Reasoning Generation (TSRgen) to generate stepwise time series reasoning data, forming TSRBench. TSRBench comprises time series-text Q&A pairs covering both scenario-based and knowledge-based tasks, and spanning synthetic and real-world time series. With a TS-specific CoT generation strategy that captures key aspects of process-level performance across diverse TS tasks, TSRBench integrates valid reasoning trajectories with process-verifiable annotations to support both training and evaluation.

Tailored RL for Time Series Reasoning. Next, we introduce a two-stage Reinforcement Fine-Tuning (RFT) framework to enhance LLMs’ TS reasoning capabilities by effectively exploiting TSRBench. The first supervised fine-tuning stage leverages the TS-tailored CoT paradigm to learn from the reasoning trajectories with successful task completion, while the second RL stage refines the model’s reasoning performance. Rather than merely optimizing for final prediction accuracy, we design fine-grained, multi-objective rewards that incorporate process-level reasoning signals to

explicitly assess the validity and logical coherence of intermediate TS reasoning steps. Furthermore, to improve training data efficiency, we devise a data scheduling mechanism for RFT via a selective rollout strategy that dynamically identifies learnable and representative samples best suited to the corresponding RFT stage based on task difficulty and model performance.

Our main contributions are summarized as follows:

- We propose the TSRgen pipeline that generates high-quality TS-text reasoning data tailored for enhancing LLMs’ ability on time series reasoning tasks. The tailored reasoning data is automatically curated based on both synthetic and real-world time series data and covers seven tasks. To the best of our knowledge, it is *the first time series reasoning dataset that integrates TS-tailored CoT reasoning paths with process-verifiable annotations*.
- We propose a two-stage Reinforcement Fine-Tuning (RFT) framework coming with fine-grained and multi-objective rewards that explicitly evaluate the validity of intermediate reasoning steps across diverse TS tasks. A data scheduling mechanism is further introduced to improve the efficiency and effectiveness of RFT.
- Extensive experiments demonstrate that the generated time series reasoning data and the proposed VeriTime framework significantly enhance LLMs’ time series reasoning capabilities with an average improvement of over 35% across tasks, highlighting the importance of supervising intermediate reasoning processes.

2. Methodology

2.1. TSRgen: Reasoning Data Synthesis Pipeline

We propose an automated Time Series Reasoning generation (TSRgen) pipeline to construct a high-quality time series-text multimodal reasoning dataset, as depicted in Figure 1. TSRgen generates process-verifiable reasoning data based on both synthetic and real-world TS across diverse scenarios by integrating a rule-based extractor with LLM excelling at complex reasoning (e.g., DeepSeek-R1) guided by well-designed instructions. It begins with time series filtering and task categorization, followed by the TS-tailored Chain-of-Thought (CoT) to generate structured reasoning trajectories with correctness verification. Finally, TSRgen aligns and consolidates the corresponding time series samples, task descriptions, reasoning trajectories, and process-verifiable labels into a unified dataset *TSRBench*.

2.1.1. DATA AND TASK SELECTION

To enhance LLM’s time series reasoning capability, both **scenario-based** and **knowledge-based** reasoning tasks are included in the TSRBench dataset. Scenario-based tasks are synthesized from ChatTS (Xie et al., 2025), where reasoning

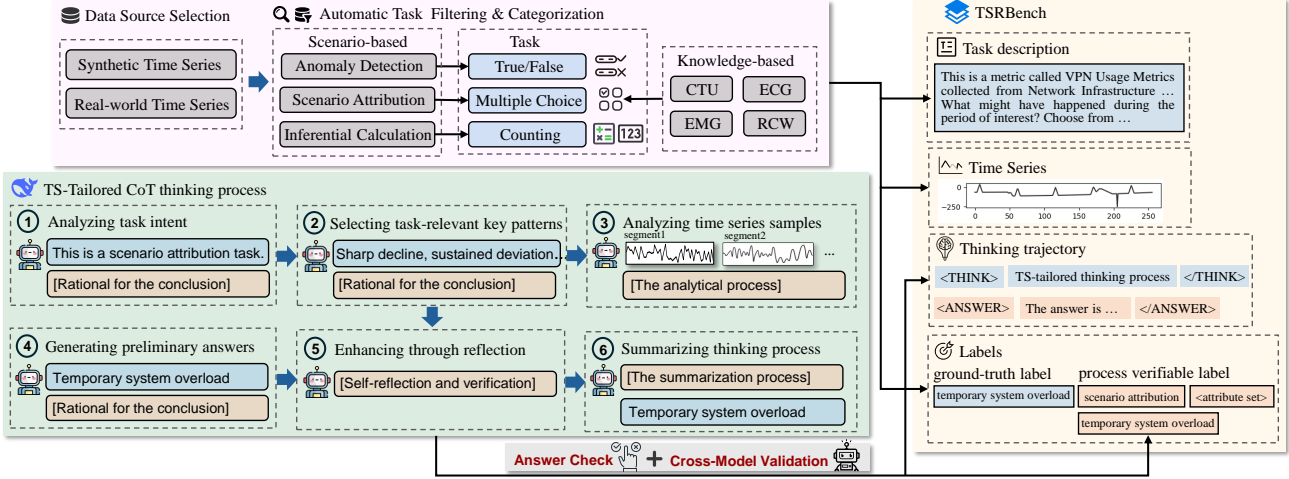


Figure 1. The overall framework of the time series reasoning data generation pipeline *TSRgen*.

tasks are generated under predefined conditions. The original data is filtered and reorganized into three distinct task categories, each representing a specific reasoning style: (1) *Anomaly Detection* (deductive reasoning), (2) *Scenario Attribution* (causal reasoning), and (3) *Inferential Calculation* (quantitative reasoning). On the other hand, knowledge-based tasks are derived from real-world datasets across medical (Clifford et al., 2017), healthcare (Reaz et al., 2006), energy, and bioacoustics (Abousleiman et al., 2013) domains. Overall, *TSRBench* includes true/false, multiple-choice, and open-ended Q&A formats. More details are in Appendix C.

2.1.2. TS-TAILORED CoT THINKING PROCESS

Previous works show that naive NLP reasoning techniques are less effective for time series reasoning tasks (Liu et al., 2025b; Merrill et al., 2024), making it non-trivial to leverage LLMs for this domain. Effective TS reasoning hinges on the thinking trajectory that aligns with time series properties and validates intermediate steps. To guide LLMs toward structured and interpretable time series reasoning, *TSRgen* constructs a TS-tailored reasoning process with six logically ordered steps illustrated in Figure 1. It first discerns **task intent** and **key attributes** (e.g., trends, thresholds, domain-specific terms), then isolates **critical segments** for analysis. Building upon insights from the preceding steps, the LLM drafts a **preliminary answer**, performs **backtracking** and **self-reflection** (Ji et al., 2023; Tyen et al., 2024) to ensure comprehensiveness and eliminate interfering factors, and finally **summarizes** the reasoning trajectory to ensure the response is coherent and traceable.

2.1.3. AUTOMATIC REASONING DATA ANNOTATION AND VERIFICATION

Based on the predefined TS-tailored thinking process, the *TSRgen* then crafts time series reasoning questions and gen-

erates comprehensive reasoning trajectories by leveraging reasoning LLMs to develop structured and interpretable reasoning patterns. By assessing both the correctness of final predictions and the validity of intermediate reasoning steps, *TSRgen* further verified the quality of the *TSRBench*. The key steps of dataset construction are summarized as follows.

Automatic Task-Specific Instance Selection. *TSRgen* employs a rule-based extractor to filter original instances that satisfy predefined reasoning criteria (scenario-based and knowledge-based) to improve annotation quality. A task-specific keyword set is defined to automate the selection process for each reasoning task. For anomaly detection, for instance, TS-text pairs containing terms such as *anomalous*, *anomalies*, or *extreme* are selected.

Reasoning Procedure Assessment. Generating high-quality Chain-of-Thought (CoT) reasoning paths necessitates that the TS-tailored thinking strategy is both comprehensive and logically sound. To this end, *TSRgen* leverages DeepSeek-R1, offering exceptional general reasoning capabilities, as the expert model for generating reasoning trajectories. DeepSeek-R1 is instructed with curated *TSRBench* questions and guided to follow our predefined TS-tailored CoT steps. *TSRgen* automatically filters out cases where the LLM’s final answer aligns with the ground-truth label, as these instances serve as the basis for verifying the completeness and validity of intermediate reasoning steps.

Verifiable Process Annotation Extraction. To facilitate Reinforcement Learning (RL) for improving LLM time series reasoning performance, both the final label and the effective supervision of intermediate reasoning steps are crucial. *TSRgen* first conducts cross-LLM validation to evaluate the quality of reasoning steps (details presented in subsection C.2), and then utilizes a rule-based annotation extractor to derive verifiable process-level labels from the reasoning chains generated by DeepSeek-R1. It targets key

reasoning steps within the TS-tailored thinking process that can be independently verified and used to support validation during RL training.

Specifically, for task intent understanding (**Step 1**), TSRgen extracts the target entity as the verifiable label. For the key attributes extraction **Step 2**, TSRgen constructs a task-specific attribute set by integrating attributes identified by DeepSeek-R1 with target patterns extracted from the ChatTS dataset under a GPT selector. For preliminary answer generation and summarization (**Steps 4 and 6**), process-level labels are derived from expert predictions and validated against ground-truth annotations. Evaluation is omitted for critical segment analysis and self-reflection steps to enable exploration flexibility.

In conclusion, the TSRgen is an automated TS-text dataset synthesis pipeline that integrates diverse reasoning tasks within a structured, TS-tailored reasoning dataset, named as TSRBench. Unlike existing time series reasoning benchmarks that overlook the validity and interpretability of intermediate processes during LLM training and evaluation, to the best of the authors' knowledge, TSRBench is the first time series reasoning dataset with verifiable multi-step thinking process annotations.

2.2. VeriTime: RL Fine-tuning with Data Scheduling

Post-training for LLMs via RL typically requires substantial computational resources with large-scale training data. Prior studies have shown that, during the RL phase of reasoning LLMs, the quality of training data often outweighs its quantity in determining model performance (Wang et al., 2025b; Zheng et al., 2025; Li et al., 2025b). However, in the context of time series reasoning, guidance on selecting suitable data for reinforcement fine-tuning (RFT) remains limited. To address this gap, we propose a selective RFT data rollout strategy that identifies learnable and representative samples based on the difficulty hierarchy of TSRBench, enhancing both efficiency and effectiveness in RL-based post-training. The overview of VeriTime is depicted in Figure 2.

Problem Definition. Formally, we define the training dataset \mathcal{D}_{train} as a collection of n instances:

$$\mathcal{D}_{train} = \{(x_i, y_i, \mathcal{L}_i) \mid i = 1, 2, \dots, n\}, \quad (1)$$

where each instance consists of a time series reasoning problem x_i , its corresponding Chain-of-Thought reasoning path y_i , and a ground-truth label set \mathcal{L}_i . The label set $\mathcal{L}_i = \{l_{final}, l_{process}\}$ comprises a final ground-truth label and a set of process-supervision labels. For each case, the model learns to map $x_i \rightarrow (y_i, \mathcal{L}_i)$ through the reasoning process.

Difficulty Hierarchy. We first categorize sample difficulty based on the task taxonomy of TSRBench. Knowledge-based tasks $\mathcal{D}_{knowledge}$ involve longer temporal sequences and are curated from real-world professional domains,

where time series patterns and interdependencies are inherently more complex and diverse than those of synthetic datasets, whose patterns are generated under simplified and scenario-specific conditions. This distinction is further supported by the performance of general LLMs, as depicted in Table 1 and Table 2. Hence, we classify $\mathcal{D}_{knowledge}$ as hard samples (\mathcal{D}_{hard}), while scenario-based tasks $\mathcal{D}_{scenario}$ are further partitioned based on the following procedure:

Warmup Training. We first initialize the model's reasoning capability via supervised fine-tuning on a small randomly sampled subset $\mathcal{D}_{sample} \subset \mathcal{D}_{train}$ (10% of total data). The base model π_{θ_0} is fine-tuned on \mathcal{D}_{sample} through supervised learning to obtain the warmed-up model π_{θ_1} :

$$\theta_1 = \arg \min_{\theta} \frac{1}{|\mathcal{D}_{sample}|} \sum_{(x_i, y_i) \in \mathcal{D}_{sample}} \mathcal{L}_{SFT}(\pi_{\theta}(x_i), y_i), \quad (2)$$

where \mathcal{L}_{SFT} denotes the supervised fine-tuning loss. This stage enables the model to learn the basic reasoning format and structure of time series reasoning problems.

Data Selection. Next, the warmed-up model π_{θ_1} performs inference on $\mathcal{D}_{scenario}$. Each instance is evaluated based on the correctness of the ground-truth label l_{final} , and is partitioned into a normal subset \mathcal{D}_{normal} and a hard subset \mathcal{D}_{hard} accordingly:

$$\begin{aligned} \mathcal{D}_{normal} &= (x_i, y_i, \mathcal{L}_i) \in \mathcal{D}_{train} \mid \text{Acc}(f_{\theta_1}(x_i), l_{final}) = 1, \\ \mathcal{D}_{hard} &= (x_i, y_i, \mathcal{L}_i) \in \mathcal{D}_{train} \mid \text{Acc}(f_{\theta_1}(x_i), l_{final}) = 0. \end{aligned} \quad (3)$$

This step enables the model to identify normal learnable samples and challenging samples based on its reasoning performance, without excessive computational cost.

Two-stage RFT Training. The training process consists of two stages, corresponding to the two subsets defined above. First, we fine-tune the model π_{θ_1} on \mathcal{D}_{normal} to enhance stability and general reasoning capability:

$$\theta_2 = \arg \min_{\theta} \frac{1}{|\mathcal{D}_{normal}|} \sum_{(x_i, y_i) \in \mathcal{D}_{normal}} \mathcal{L}_{SFT}(\pi_{\theta}(x_i), y_i). \quad (4)$$

Subsequently, to further enhance reasoning performance, we apply reinforcement learning using the GRPO algorithm (Shao et al., 2024) on the hard subset \mathcal{D}_{hard} :

$$\theta_{final} = \arg \max_{\theta} \mathbb{E}_{(x_i, \mathcal{L}_i) \sim \mathcal{D}_{hard}} \left[\mathcal{R}(\pi_{\theta}(x_i), \mathcal{L}_i) \right], \quad (5)$$

where $\mathcal{R}(\cdot)$ is the reward function measuring consistency with both the final label and intermediate process labels.

Overall, the hierarchical process enables the model to enhance its reasoning ability in a progressive manner. It first consolidates learnable patterns and then focuses on challenging cases through targeted RL.

2.3. Multi-Objective Reward Design of VeriTime

To enhance LLM time series reasoning capabilities, it is essential to ensure correct final predictions while optimizing the intermediate reasoning trajectory when interpreting

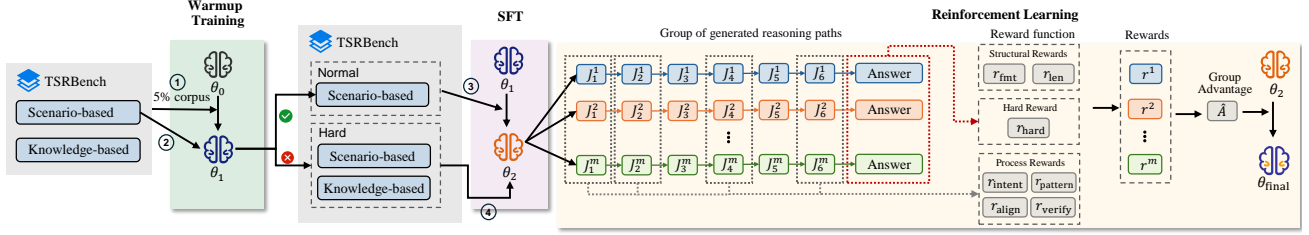


Figure 2. Overview of the proposed VeriTime. It consists of three stages: (1) Stage 1 leverages TSRBench to warmup a base LLM θ_0 into θ_1 , which is subsequently used to perform difficulty stratification over all TSRBench tasks. (2) Stage 2 fine-tunes θ_1 on samples with normal difficulty to obtain θ_2 , equipping the model with TS-oriented CoT thinking paradigms. (3) Stage 3 applies RL to optimize the accuracy of both final predictions and key intermediate reasoning steps, further enhancing reasoning quality and yielding θ_{final} .

task-specific time series. This requires simultaneously balancing structural discipline, coherent multi-step reasoning, and final-answer accuracy. VeriTime therefore adopts fine-grained reward components for multi-objective optimization, categorized into structural rewards r_{struct} , the hard reward r_{hard} , and process rewards r_{process} .

To encourage well-structured and complete reasoning, we design two **structural reward** components: the **format reward** r_{fmt} enforces adherence to the required output template, while the **length reward** r_{len} encourages responses of appropriate detail and depth, with penalties for deviations from the desired range, as defined by the minimum required length L_{thr} and the upper tolerance threshold L_{tol} . Furthermore, the **hard reward** r_{hard} evaluates the factual correctness of the predicted final answer $A(y)$, serving as the primary optimization criterion with the highest magnitude. Detailed formulations are summarized in Appendix D.

Reliable intermediate reasoning steps are crucial for interpretable time series reasoning. To comprehensively assess the quality of the LLM reasoning trajectory, we further introduce four **process-level rewards** aligned with the TS-tailored reasoning steps.

Task Comprehension Reward. r_{intent} evaluates whether LLM correctly grasps the core objective in its initial judgment $J_1(y)$. A fuzzy similarity score with threshold T_1 determines correctness.

$$r_{\text{intent}}(y) = \mathbb{I} [\text{FuzzySim}(J_1(y), \hat{J}_1) \geq T_1]. \quad (6)$$

Critical Pattern Reward. r_{pattern} measures the model’s capability to identify essential reasoning patterns for task resolution. Given a ground-truth set $S = \{s_1, s_2, \dots, s_m\}$ and extract the model-identified patterns from $J_2(y)$ into a candidate set $D = \{d_1, d_2, \dots, d_n\}$. Matches are counted if the maximum similarity with elements in S exceeds the threshold T_2 . Pattern identification is important but less critical than final answer correctness, with rewards of +2 compared to +5 in hard reward.

$$M(y) = \sum_{d \in D} \mathbb{I} \left[\max_{s \in S} \text{FuzzySim}(d, s) \geq T_2 \right] \quad (7)$$

$$r_{\text{pattern}}(y) = \begin{cases} +2.0, & M(y) \geq 2, \\ +1.0, & M(y) = 1, \\ +0.0, & \text{otherwise.} \end{cases} \quad (8)$$

Answer Alignment Reward. r_{align} checks if the model’s first concrete answer in $J_4(y)$, which is produced after primary reasoning steps, aligns with the ground truth. As process rewards emphasize the validity of intermediate results, correct alignment is strongly rewarded to encourage coherent reasoning, whereas misalignments are not penalized to maintain exploratory flexibility. With $\text{ExactMatch}(u, v)$ return 1 if $u = v$ and 0 otherwise:

$$r_{\text{align}}(y) = 2.0 \times \mathbb{I} [\text{ExactMatch}(J_4(y), \hat{a})]. \quad (9)$$

Answer Verification Reward. Following backtracking and self-reflection in $J_5(y)$, the model produces a final, verified decision $J_6(y)$. r_{verify} verifies its consistency with the ground truth \hat{a} , which reflects the model’s self-assessment ability and commitment to a validated conclusion.

$$r_{\text{verify}}(y) = \mathbb{I} [\text{ExactMatch}(J_6(y), \hat{a})]. \quad (10)$$

The overall reward aggregates all components uniformly, as their role differences are reflected in the reward score ranges during the design of each individual reward.

3. Evaluation

In this section, we present a comprehensive evaluation of the proposed VeriTime framework. Experiments are designed to address the following Research Questions (RQs):

RQ1: How effectively does VeriTime improve LLM performance across diverse reasoning tasks in TSRBench?

RQ2: How does TSRgen’s time series-tailored Chain-of-Thought enhance LLM’s time series reasoning capabilities?

RQ3: How does the multi-objective reward design contribute to the step-wise performance of VeriTime?

RQ4: How does the data scheduling strategy affect the trade-off between performance and efficiency?

3.1. Experimental Setup

Datasets. TSRBench supports both training and evaluation of time series reasoning models, comprising two types

of tasks: scenario-based reasoning, where each case is set within a realistic scenario and paired with corresponding synthetic data; and knowledge-based reasoning, which is constructed from real-world datasets. Additionally, we evaluate VeriTime on two other open-source benchmarks, Time-SeriesExam (Cai et al., 2024) and DROP (Dua et al., 2019).

Models and Baselines. We select two moderate-sized LLMs, Qwen2.5-3B-Instruct and Qwen3-4B-Instruct (Yang et al., 2025a), for training and validation of VeriTime. For comparison, we include baseline LLMs of comparable parameter scales from mainstream series such as Llama, Mistral, and GPT. Additionally, we evaluate time series language models Time-MQA (Kong et al., 2025a) and Time-R1 (Luo et al., 2025). For knowledge-based tasks, we also evaluate six representative traditional TS models.

Table 1. Comparison of Accuracy (%) across three scenario-based reasoning tasks.

	Overall	Anomaly Detection	Scenario Attribution	Inferential Calculation
<i>General LLMs</i>				
DeepSeek-R1-Distill-Qwen-7B	52.93	48.33	59.66	49.52
Qwen2.5-7B-instruct	66.81	70.56	69.89	55.24
Meta-Llama3-8B-Instruct	59.22	68.89	64.77	33.33
Mistral-7B-v0.3	59.22	75.00	61.36	28.57
GPT-4o-mini	70.43	82.12	61.36	65.71
<i>Time Series Language Models</i>				
Time-MQA (Qwen2.5-7B)	41.00	32.22	56.25	30.48
Time-MQA (Llama3-8B)	53.05	64.15	50.77	32.56
Time-MQA (Mistral-7B)	53.66	69.81	49.37	24.62
Time-R1 (Qwen2.5-7B)	51.73	54.55	53.14	40.35
<i>Base: Qwen2.5-3B-Instruct</i>				
Base	40.99	26.67	61.36	31.43
ChatTS (SFT)	78.31	91.67	78.98	54.28
VeriTime (SFT+RL)	82.86	90.56	83.52	68.57
Improvement (vs. Base)	+102.15%	+239.56%	+36.11%	+118.17%
<i>Base: Qwen3-4B-Instruct</i>				
Base	75.48	77.78	80.68	62.85
ChatTS (SFT)	82.21	89.44	80.68	72.38
VeriTime (SFT+RL)	86.55	91.11	87.50	77.14
Improvement (vs. Base)	+14.67%	+17.14%	+8.45%	+22.74%

3.2. Main Results (RQ1)

The performance of VeriTime compared to baselines on scenario-based reasoning tasks is presented in Table 1. The results show that general LLMs, including Qwen2.5 and Qwen3 in their base settings, perform equally unsatisfactorily, suggesting that general-purpose LLMs lack sufficient capacity for time series reasoning. The time series language models, Time-MQA (Kong et al., 2025a) and Time-R1 (Luo et al., 2025), also yield suboptimal results, highlighting the necessity of integrating structured reasoning paths. With the VeriTime framework, Qwen2.5 achieves substantial improvements over the base model, with an overall gain of 102.15%, including 239.56% in anomaly detection and 118.17% in inferential calculation. Notably, Qwen3, which demonstrates stronger general reasoning abilities than Qwen2.5, consistently outperforms its original baseline across all tasks, achieving an overall gain of 14.67% and a notable 22.74% increase in inferential calculation.

Furthermore, we compare the performance of Qwen models fine-tuned on the original Q&A pairs from ChatTS, as shown in Table 1. Specifically, we adopt the same question set used to construct TSRBench, along with the corresponding original answers for supervised fine-tuning (SFT). The results indicate that while LLM finetuned by ChatTS achieves similar performance compared to that by TSRBench on the anomaly detection task, it underperforms on more complex tasks such as scenario attribution and inferential calculation. For Qwen3, the base and fine-tuned versions by the ChatTS dataset on the scenario attribution task perform nearly identically, revealing the limited utility of concise reasoning pairs for enhancing time series reasoning.

Table 2. Comparison of Accuracy (%) across four knowledge-based reasoning tasks.

	CTU	ECG	EMG	RCW
<i>Classical Models</i>				
Autoformer	<u>67.20</u>	23.95	50.98	58.92
FEDformer	51.60	26.40	63.73	62.28
PatchTST	64.00	<u>28.39</u>	64.71	52.14
iTransformer	46.40	25.78	60.78	55.71
TimesNet	64.00	28.13	73.33	59.33
DLinear	52.40	26.82	47.06	39.55
<i>General LLMs</i>				
DeepSeek-R1-Distill-Qwen-7B	34.75	21.58	33.58	28.88
Qwen2.5-7B-Instruct	50.85	16.84	43.80	29.95
Meta-Llama3-8B-Instruct	37.29	22.11	33.58	42.78
Mistral-7B-v0.3	54.24	24.74	26.28	41.71
GPT-4o-mini	53.39	23.68	40.88	31.55
<i>Time Series Language Models</i>				
Time-MQA (Qwen2.5-7B)	38.40	25.00	18.94	36.84
Time-MQA (Llama3-8B)	30.77	21.72	38.24	38.57
Time-MQA (Mistral-7B)	37.50	11.62	28.43	44.62
Time-R1 (Qwen2.5-7B)	59.17	23.74	42.86	33.52
<i>Base: Qwen2.5-3B-Instruct</i>				
Base	52.54	23.16	51.09	43.32
VeriTime (SFT+RL)	64.93	25.79	64.96	64.89
Improvement	+23.58%	+11.36%	+27.15%	+49.79%
<i>Base: Qwen3-4B-Instruct</i>				
Base	42.50	15.15	56.46	43.08
VeriTime (SFT+RL)	67.50	30.30	<u>65.31</u>	<u>63.59</u>
Improvement	+58.62%	+100.00%	+15.67%	+47.61%

Table 3. Comparison of Accuracy (%) on other benchmarks: Time-SeriesExam for synthetic time series reasoning and DROP for general numerical reasoning.

LLM	TimeSeriesExam		DROP	
	Qwen3	Qwen2.5	Qwen3	Qwen2.5
Base	37.98	35.66	73.83	54.00
VeriTime	47.27	41.67	80.00	82.55
Improvement	+24.46%	+16.85%	+8.36%	+52.87%

Besides, Table 2 presents the performance of VeriTime compared to baseline methods on knowledge-based reasoning tasks, which are inherently more challenging due to the need for real-world domain-specific knowledge to analyze category-wise differences in time series. VeriTime enables models to achieve significant improvements over their base performance, demonstrating that high-quality Chain-of-Thought reasoning paths can enhance time series reason-

Table 4. Comparison of average token count per task during inference between the base model and VeriTime.

	Anomaly Detection	Scenario Attribution	Inferential Calculation	TimeSeries Exam	CTU	ECG	EMG	RCW
Qwen3-4b-Instruct	2192.46	1628.64	3782.56	3892.71	1691.25	7093.92	4584.15	3397.33
+VeriTime	632.67	619.88	620.30	695.52	1055.05	964.68	1004.71	990.29
Token Reduction (%)	-71.14%	-61.94%	-83.60%	-82.13%	-37.62%	-86.40%	-78.08%	-70.85%

ing. Additionally, VeriTime achieves performance that is superior to or comparable to traditional time series models. Notably, classical models lack generalization capabilities and require task-specific training and evaluation, whereas VeriTime can handle multiple tasks while providing detailed and interpretable reasoning paths for its predictions.

3.3. Analysis of TS-tailored Chain-of-Thought (RQ2)

To validate the effectiveness of the TS-tailored Chain-of-Thought design, we first evaluate the performance of VeriTime on TimeSeriesExam (Cai et al., 2024), a synthetic dataset that includes time series understanding tasks such as pattern recognition and causality analysis. As shown in Table 3, Qwen3 and Qwen2 achieve performance improvements of 24.46% and 16.85%, respectively, indicating that VeriTime equips LLMs with the ability to reason about TS patterns that can be extended to other time series tasks. We further assess VeriTime on DROP (Dua et al., 2019), a benchmark for numerical reasoning, where it notably improves the performance of Qwen2.5 from 54.00% to 82.55%, thereby highlighting VeriTime’s effectiveness in extending LLMs’ analytical capabilities to the time series domain.

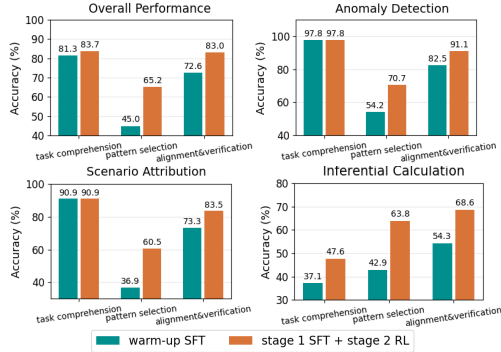


Figure 3. Step-wise Accuracy (%) comparison of Qwen2.5-3B-Instruct: warm-up SFT vs. stage 1 SFT + stage 2 RL on scenario-based reasoning tasks.

We further evaluate VeriTime’s reasoning quality via the step-level correctness metric as illustrated in Figure 3. Specifically, we compare the step-wise accuracy of Qwen2.5 trained with VeriTime on critical steps, including task comprehension, pattern selection, answer alignment, and verification, to that of Qwen2.5 fine-tuned with 10% of the data for warm-up training. The warm-up LLM achieves accuracy comparable to VeriTime in the task comprehension step for anomaly detection and scenario attribution tasks. However, a significant gap remains in pattern selection accuracy (65.2% vs. 45.0%), suggesting that the warm-up LLM still struggles in identifying critical patterns. This

results in lower performance in answer alignment and verification, with the warm-up model achieving only 54.3% accuracy compared to 68.6% for VeriTime in the inferential calculation. These results demonstrate that recognizing task-relevant patterns is fundamental for final results and supports deeper analysis of time series segments.

The TS-tailored Chain-of-Thought improves both task performance and inference efficiency by substantially reducing token usage. As shown in Table 4, the base Qwen3 model produces excessively long reasoning processes when handling time series tasks, and often generates lengthy and unfocused analyses of time series segments. More challenging tasks tend to induce even longer reasoning paths in the base model without corresponding improvements in final inference accuracy. For instance, average token counts reach 3,782 for inferential calculation and 7,093 for ECG tasks. In contrast, the proposed TS-tailored CoT guides LLMs in a more structured manner, achieving an average token reduction rate of 71% across 8 tasks. This demonstrates that VeriTime enhances reasoning performance while significantly improving efficiency.

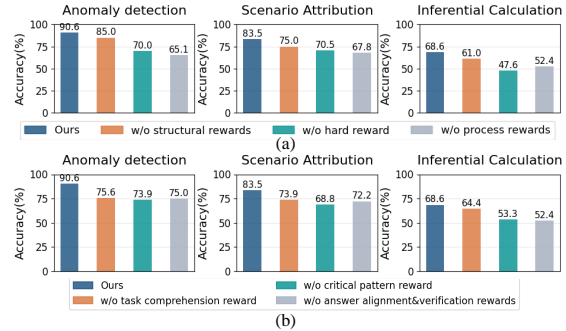


Figure 4. Ablation results on Qwen2.5-3B-Instruct. (a) Performance without structural, hard, or process rewards. (b) Performance without task comprehension, critical pattern, or alignment & verification rewards.

3.4. Studies of Reward Composition (RQ3)

To evaluate the effectiveness of VeriTime’s multi-objective reward design, we sequentially remove the structural, hard, and process rewards to analyze their individual contributions. As illustrated in Figure 4 (a), the exclusion of structural rewards yields the smallest performance degradation, primarily resulting in unstructured or overly lengthy responses due to the lack of format supervision. In contrast, removing hard or process rewards causes more pronounced declines, with the absence of hard rewards dropping inferential calculation accuracy from 68.6% to 47.6%. These results highlight the crucial role of multi-objective design in enhancing reason-

ing capabilities during RL training, as it directly influences the correctness of the final answer.

We further analyze the impact of individual components within the process rewards in Figure 4 (b). Removing the critical pattern reward results in an 18.94% average drop and a noticeable decline across all tasks, indicating that identifying task-specific patterns is essential for answer correctness and subsequent analysis of time series segments. Excluding the task comprehension reward degrades anomaly detection and scenario attribution more than inferential calculation, likely because task understanding is more crucial in the former two tasks. For instance, anomaly detection requires distinguishing between normal or abnormal states, while scenario attribution relies on accurately interpreting the contextual conditions. Finally, removing answer alignment and verification rewards drops inferential calculation performance by 23.62%, indicating that quantitative reasoning relies more heavily on supervision signals aligned with correct numerical labels.

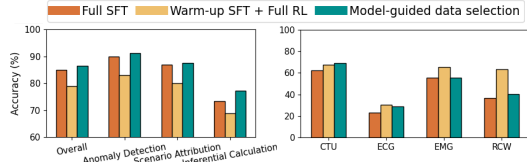


Figure 5. Performance comparison of training data selection methods on scenario-based reasoning tasks and knowledge-based reasoning tasks for the Qwen3-4B-Instruct model.

3.5. Analysis of Data Scheduling (RQ4)

We analyze how data scheduling strategy influences the trade-off between performance and efficiency by comparing two strategies based on the sample difficulty hierarchy of TSRBench: (1) model-guided data selection for scenario-based reasoning, where a warm-up model routes failed cases to RL and successful ones to SFT; and (2) full RL for knowledge-based reasoning tasks, combining warm-up SFT with RL throughout. To assess the difficulty-aware allocation strategy, we evaluate the performance of LLMs trained under each allocation strategy for both task types. The overall performance is shown in Figure 5, with stage-wise contributions detailed in Figure 6 and Figure 7.

For scenario-based tasks, model-guided data scheduling consistently outperforms naive SFT using the full dataset, whereas full RL leads to performance degradation. This indicates that extensive RL on medium-difficulty cases may induce overfitting and a less stable learning process. These tasks benefit more from general reasoning pathways learned through supervised training, complemented by a small number of hard cases to enhance reasoning. In the model-guided strategy, the number of cases allocated to RL is $0.25\times$ of those allocated to SFT. As shown in Figure 6, the performance improvements for each task are predominantly driven by the SFT stage for Qwen2.5, with increases of 58.9% for

anomaly detection and 29.5% for inferential calculation.

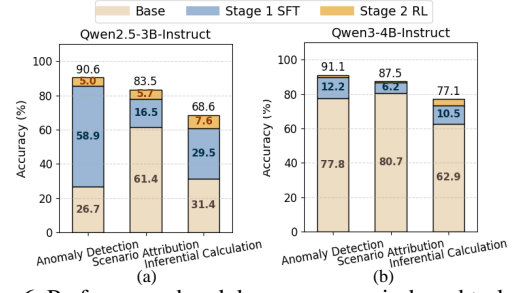


Figure 6. Performance breakdown on scenario-based tasks, illustrating stage contributions to overall accuracy (%) for the model-guided data selection method for (a) Qwen2.5 and (b) Qwen3.

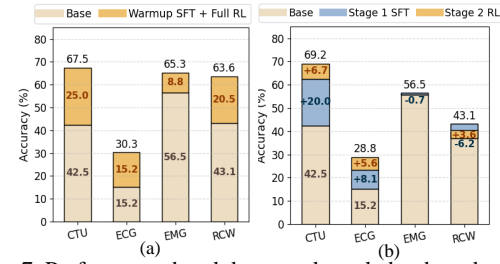


Figure 7. Performance breakdown on knowledge-based reasoning tasks for Qwen3-4B-Instruct, illustrating stage contributions for (a) full RL and (b) model-guided data selection.

For knowledge-based tasks, both full RL and model-guided data selection outperform full SFT, with full RL achieving over a 20% improvement on the RCW subset (Figure 7 (a)). Under model-guided allocation, RL receives $1.4\times$ as many cases as SFT. Conversely, SFT leads to performance drops of 0.7% and 6.2% on EMG and RCW (Figure 7 (b)). This indicates that tasks that require the discrimination of subtle pattern differences across categories and involve longer time segments and domain expertise may not be adequately addressed by supervised training alone. Sufficient RL exposure provides the model with a broader exploration space, enabling it to better identify and reason over task-critical time series patterns. These findings highlight the importance of an adaptive SFT-RL data allocation strategy for time series reasoning tasks. Besides, we analyze the performance stability of VeriTime in Appendix B.

4. Conclusion

In this paper, we propose VeriTime, a novel framework that enhances time series reasoning capabilities of LLMs through data synthesis, scheduling, and multi-objective RL training. We design a data synthesis pipeline to construct a multi-modal dataset with process-verifiable annotations, followed by a two-stage RFT strategy incorporating multi-objective rewards and selective rollout to balance performance and efficiency. Extensive experiments demonstrate that VeriTime enables moderate-sized LLMs to achieve substantial performance improvements, establishing a promising direction for leveraging LLM reasoning in time series analysis.

Impact Statement

This paper aims to advance the reasoning capabilities of LLMs in the time series domain. There are many potential societal consequences of our work, none of which we feel must be specifically highlighted here.

References

- Abousleiman, R., Qu, G., and Rawashdeh, O. North atlantic right whale contact call detection, 2013.
- Cai, Y., Choudhry, A., Goswami, M., and Dubrawski, A. Timeseriesexam: A time series understanding exam. In *NeurIPS Workshop on Time Series in the Age of Large Models*, 2024.
- Chen, J., Feng, A., Zhao, Z., Garza, J., Nurbek, G., Qin, C., Maatouk, A., Tassioulas, L., Gao, Y., and Ying, R. Mtbench: A multimodal time series benchmark for temporal reasoning and question answering. *arXiv preprint arXiv:2503.16858*, 2025a.
- Chen, J., Zhao, Z., Nurbek, G., Feng, A., Maatouk, A., Tassioulas, L., Gao, Y., and Ying, R. TRACE: Grounding time series in context for multimodal embedding and retrieval. In *The Thirty-ninth Annual Conference on Neural Information Processing Systems*, 2025b.
- Chen, M., Shen, L., Li, Z., Wang, X. J., Sun, J., and Liu, C. VisionTS: Visual masked autoencoders are free-lunch zero-shot time series forecasters. In *Forty-second International Conference on Machine Learning*, 2025c.
- Cheng, M., Chen, Y., Liu, Q., Liu, Z., Luo, Y., and Chen, E. Instructime: Advancing time series classification with multimodal language modeling. In *Proceedings of the Eighteenth ACM International Conference on Web Search and Data Mining*, pp. 792–800, 2025.
- Clifford, G. D., Liu, C., Moody, B., Lehman, L.-w. H., Silva, I., Li, Q., Johnson, A. E., and Mark, R. G. Af classification from a short single lead ecg recording: The physionet/computing in cardiology challenge 2017. In *2017 computing in cardiology (CinC)*, pp. 1–4. IEEE, 2017.
- Dai, Z., He, L., Yang, S., and Leeke, M. Sarad: Spatial association-aware anomaly detection and diagnosis for multivariate time series. *Advances in Neural Information Processing Systems*, 37:48371–48410, 2024.
- Dua, D., Wang, Y., Dasigi, P., Stanovsky, G., Singh, S., and Gardner, M. DROP: A reading comprehension benchmark requiring discrete reasoning over paragraphs. In *Proceedings of the 2019 Conference of the North American Chapter of the Association for Computational Linguistics: Human Language Technologies, Volume 1 (Long and Short Papers)*, pp. 2368–2378, 2019.
- Fons, E., Sztrajman, A., El-Laham, Y., Ferrer, L., Vyetenko, S., and Veloso, M. LSCD: Lomb–scargle conditioned diffusion for time series imputation. In *Forty-second International Conference on Machine Learning*, 2025.
- Gonen, T., Pemper, I., Naiman, I., Berman, N., and Azencot, O. Time series generation under data scarcity: A unified generative modeling approach. In *The Thirty-ninth Annual Conference on Neural Information Processing Systems*, 2025.
- Goswami, M., Szafer, K., Choudhry, A., Cai, Y., Li, S., and Dubrawski, A. Moment: a family of open time-series foundation models. In *Proceedings of the 41st International Conference on Machine Learning, ICML’24. JMLR.org*, 2024.
- Gruver, N., Finzi, M., Qiu, S., and Wilson, A. G. Large language models are zero-shot time series forecasters. *Advances in Neural Information Processing Systems*, 36: 19622–19635, 2023.
- Gu, S., Li, C., Jing, B., and Ren, K. VerbalTS: Generating time series from texts. In *Forty-second International Conference on Machine Learning*, 2025.
- Guan, T., Meng, Z., Li, D., Wang, S., Yang, C.-H. H., Wen, Q., Liu, Z., Siniscalchi, S. M., Jin, M., and Pan, S. Timeomni-1: Incentivizing complex reasoning with time series in large language models. In *The Fourteenth International Conference on Learning Representations*, 2026.
- Guo, D., Yang, D., Zhang, H., Song, J., Zhang, R., Xu, R., Zhu, Q., Ma, S., Wang, P., Bi, X., et al. Deepseek-r1: Incentivizing reasoning capability in llms via reinforcement learning. *arXiv preprint arXiv:2501.12948*, 2025.
- Huang, B., Jin, M., Liang, Y., Barthelemy, J., Cheng, D., Wen, Q., Liu, C., and Pan, S. Shapex: Shapelet-driven post hoc explanations for time series classification models. In *The Thirty-ninth Annual Conference on Neural Information Processing Systems*, 2025.
- Jaech, A., Kalai, A., Lerer, A., Richardson, A., El-Kishky, A., Low, A., Helyar, A., Madry, A., Beutel, A., Carney, A., et al. Openai o1 system card. *arXiv preprint arXiv:2412.16720*, 2024.
- Jang, H., Kim, C., and Yang, E. TIMING: Temporality-aware integrated gradients for time series explanation. In *Forty-second International Conference on Machine Learning*, 2025.

- Ji, Z., Yu, T., Xu, Y., Lee, N., Ishii, E., and Fung, P. Towards mitigating llm hallucination via self reflection. In *Findings of the Association for Computational Linguistics: EMNLP 2023*, pp. 1827–1843, 2023.
- JIANG, Y., Chen, Y., Li, X., Chao, Q., LIU, S., and Cong, G. FSTLLM: Spatio-temporal LLM for few shot time series forecasting. In *Forty-second International Conference on Machine Learning*, 2025.
- Kong, Y., Yang, Y., Hwang, Y., Du, W., Zohren, S., Wang, Z., Jin, M., and Wen, Q. Time-mqa: Time series multi-task question answering with context enhancement. In *Proceedings of the 63rd Annual Meeting of the Association for Computational Linguistics (Volume 1: Long Papers)*, pp. 29736–29753. Association for Computational Linguistics, 2025a.
- Kong, Y., Yang, Y., Wang, S., Liu, C., Liang, Y., Jin, M., Zohren, S., Pei, D., Liu, Y., and Wen, Q. Position: Empowering time series reasoning with multimodal llms. *arXiv preprint arXiv:2502.01477*, 2025b.
- Kou, F., Wang, J., Shi, L., Yao, Y., Li, Y., Zhu, S., Zhang, Z., and Du, J. CFPT: Empowering time series forecasting through cross-frequency interaction and periodic-aware timestamp modeling. In *Forty-second International Conference on Machine Learning*, 2025.
- Lan, X., Wu, F., He, K., Zhao, Q., Hong, S., and Feng, M. GEM: Empowering MLLM for grounded ECG understanding with time series and images. In *The Thirty-ninth Annual Conference on Neural Information Processing Systems*, 2025.
- Laurençon, H., Saulnier, L., Wang, T., and et al. The bigscience roots corpus: a 1.6tb composite multilingual dataset. In *Proceedings of the 36th International Conference on Neural Information Processing Systems, NIPS '22*, Red Hook, NY, USA, 2022. Curran Associates Inc. ISBN 9781713871088.
- Lee, G., Yu, W., Shin, K., Cheng, W., and Chen, H. Timecap: Learning to contextualize, augment, and predict time series events with large language model agents. In *Proceedings of the AAAI Conference on Artificial Intelligence*, volume 39, pp. 18082–18090, 2025.
- Li, H., Deng, B., Xu, C., Feng, Z., Schlegel, V., Huang, Y.-H., Sun, Y., Sun, J., Yang, K., Yu, Y., and Bian, J. MIRA: Medical time series foundation model for real-world health data. In *The Thirty-ninth Annual Conference on Neural Information Processing Systems*, 2025a.
- Li, M., Zhang, Y., Li, Z., Chen, J., Chen, L., Cheng, N., Wang, J., Zhou, T., and Xiao, J. From quantity to quality: Boosting llm performance with self-guided data selection for instruction tuning. In *Proceedings of the 2024 Conference of the North American Chapter of the Association for Computational Linguistics*, pp. 7602–7635. Association for Computational Linguistics, 2024.
- Li, X., Zou, H., and Liu, P. Limr: Less is more for rl scaling. *arXiv preprint arXiv:2502.11886*, 2025b.
- Liu, H., Xu, S., Zhao, Z., Kong, L., Prabhakar Kamarthi, H., Sasanur, A., Sharma, M., Cui, J., Wen, Q., Zhang, C., et al. Time-mmd: Multi-domain multimodal dataset for time series analysis. *Advances in Neural Information Processing Systems*, 37:77888–77933, 2024a.
- Liu, H., Zhao, Z., Wang, J., Kamarthi, H., and Prakash, B. A. Lstprompt: Large language models as zero-shot time series forecasters by long-short-term prompting. In *Findings of the Association for Computational Linguistics: ACL 2024*, pp. 7832–7840. Association for Computational Linguistics, 2024b.
- Liu, H., Liu, C., and Prakash, B. A. A picture is worth a thousand numbers: Enabling LLMs reason about time series via visualization. In *Proceedings of the 2025 Conference of the Nations of the Americas Chapter of the Association for Computational Linguistics: Human Language Technologies (Volume 1: Long Papers)*, pp. 7486–7518, 2025a.
- Liu, H., Zhao, Z., Li, S., and Prakash, B. A. Evaluating system 1 vs. 2 reasoning approaches for zero-shot time series forecasting: A benchmark and insights. *arXiv preprint arXiv:2503.01895*, 2025b.
- Liu, P., Wu, B., Hu, Y., Li, N., Dai, T., Bao, J., and Xia, S.-T. Timebridge: Non-stationarity matters for long-term time series forecasting, 2025c.
- Liu, X., Hu, J., Li, Y., Diao, S., Liang, Y., Hooi, B., and Zimmermann, R. Unitime: A language-empowered unified model for cross-domain time series forecasting. In *Proceedings of the ACM Web Conference 2024*, pp. 4095–4106, 2024c.
- Liu, X., Liu, J., Woo, G., Aksu, T., Liang, Y., Zimmermann, R., Liu, C., Li, J., Savarese, S., Xiong, C., and Sahoo, D. Moirai-moe: Empowering time series foundation models with sparse mixture of experts. In *Forty-second International Conference on Machine Learning*, 2025d.
- Liu, Y., Qin, G., Shi, Z., Chen, Z., Yang, C., Huang, X., Wang, J., and Long, M. Sundial: A family of highly capable time series foundation models. In *Forty-second International Conference on Machine Learning*, 2025e.
- Liu, Z., Han, P., Yu, H., Li, H., and You, J. Time-r1: Towards comprehensive temporal reasoning in llms, 2025f.

- Lu, J., Sun, Y., and Yang, S. In-context time series predictor. In *The Thirteenth International Conference on Learning Representations*, 2025.
- Luo, Y., Zhou, Y., Cheng, M., Wang, J., Wang, D., Pan, T., and Zhang, J. Time series forecasting as reasoning: A slow-thinking approach with reinforced llms. *Under review at the International Conference on Learning Representations (ICLR) 2026*, 2025.
- Masserano, L., Ansari, A. F., Han, B., Zhang, X., Faloutsos, C., Mahoney, M. W., Wilson, A. G., Park, Y., Ranganapuram, S. S., Maddix, D. C., and Wang, B. Enhancing foundation models for time series forecasting via wavelet-based tokenization. In *Forty-second International Conference on Machine Learning*, 2025.
- Merrill, M. A., Tan, M., Gupta, V., Hartvigsen, T., and Althoff, T. Language models still struggle to zero-shot reason about time series. In *Findings of the Association for Computational Linguistics: EMNLP 2024*, pp. 3512–3533. Association for Computational Linguistics, 2024.
- Ning, K., Pan, Z., Liu, Y., Jiang, Y., Zhang, J. Y., Rasul, K., Schneider, A., Ma, L., Nevmyvaka, Y., and Song, D. TS-RAG: Retrieval-augmented generation based time series foundation models are stronger zero-shot forecaster. In *The Thirty-ninth Annual Conference on Neural Information Processing Systems*, 2025.
- Niu, S., Ma, J., Lin, H., Bai, L., Wang, Z., Bi, W., Xu, Y., Li, G., and Yang, X. ProMedTS: A self-supervised, prompt-guided multimodal approach for integrating medical text and time series. In *Findings of the Association for Computational Linguistics: ACL 2025*, pp. 5915–5928, 2025a.
- Niu, W., Xie, Z., Sun, Y., He, W., Xu, M., and Hao, C. Lang-time: A language-guided unified model for time series forecasting with proximal policy optimization. In *Forty-second International Conference on Machine Learning*, 2025b.
- Park, J., Lee, H., Lee, D., Gwak, D., and Choo, J. Revisiting LLMs as zero-shot time series forecasters: Small noise can break large models. In *Proceedings of the 63rd Annual Meeting of the Association for Computational Linguistics (Volume 2: Short Papers)*, pp. 906–922, 2025a.
- Park, M.-Y., Lee, W.-J., Kim, S. T., and Park, G.-M. When will it fail?: Anomaly to prompt for forecasting future anomalies in time series. In *Forty-second International Conference on Machine Learning*, 2025b.
- Parker, F., Chan, N., Zhang, C., and Ghobadi, K. Eliciting chain-of-thought reasoning for time series analysis using reinforcement learning, 2025.
- Qin, J., Li, C., Cui, J., Wang, L., Liu, Z., and Liao, Q. Bridging time and linguistics: LLMs as time series analyzer through symbolization and segmentation. In *The Thirty-ninth Annual Conference on Neural Information Processing Systems*, 2025.
- Qiu, X., Li, Z., Qiu, W., Hu, S., Zhou, L., Wu, X., Li, Z., Guo, C., Zhou, A., Sheng, Z., Hu, J., Jensen, C. S., and Yang, B. Tab: Unified benchmarking of time series anomaly detection methods. *Proc. VLDB Endow.*, 18(9): 2775–2789, May 2025. ISSN 2150-8097. doi: 10.14778/3746405.3746407.
- Reaz, M. B. I., Hussain, M. S., and Mohd-Yasin, F. Techniques of emg signal analysis: detection, processing, classification and applications. *Biological procedures online*, 8(1):11–35, 2006.
- Rousseau, C., Boschi, T., Cornacchia, G., Salwala, D., Pascale, A., and Moreno, J. B. Forging time series with language: A large language model approach to synthetic data generation. In *The Thirty-ninth Annual Conference on Neural Information Processing Systems*, 2025.
- Schulman, J., Wolski, F., Dhariwal, P., Radford, A., and Klimov, O. Proximal policy optimization algorithms. *arXiv preprint arXiv:1707.06347*, 2017.
- Shao, Z., Wang, P., Zhu, Q., Xu, R., Song, J., Bi, X., Zhang, H., Zhang, M., Li, Y., Wu, Y., et al. Deepseekmath: Pushing the limits of mathematical reasoning in open language models. *arXiv preprint arXiv:2402.03300*, 2024.
- Shi, X., Wang, S., Nie, Y., Li, D., Ye, Z., Wen, Q., and Jin, M. Time-moe: Billion-scale time series foundation models with mixture of experts. In *The Thirteenth International Conference on Learning Representations*, 2025.
- Tang, H., Zhang, C., Jin, M., Yu, Q., Wang, Z., Jin, X., Zhang, Y., and Du, M. Time series forecasting with llms: Understanding and enhancing model capabilities. *ACM SIGKDD Explorations Newsletter*, 26(2):109–118, 2025.
- Tao, X., Pan, T., Cheng, M., Luo, Y., Liu, Q., and Chen, E. Hierarchical multimodal llms with semantic space alignment for enhanced time series classification. *ACM Trans. Intell. Syst. Technol.*, 2026.
- Team, K., Du, A., Gao, B., Xing, B., Jiang, C., Chen, C., Li, C., Xiao, C., Du, C., Liao, C., et al. Kimi k1. 5: Scaling reinforcement learning with llms. *arXiv preprint arXiv:2501.12599*, 2025.
- Tyen, G., Mansoor, H., Cărbune, V., Chen, Y. P., and Mak, T. LLMs cannot find reasoning errors, but can correct them given the error location. In *Findings of the Association for Computational Linguistics: ACL 2024*, pp. 13894–13908, 2024.

- Wang, C., Qi, Q., Wang, J., Sun, H., Zhuang, Z., Wu, J., Zhang, L., and Liao, J. Chattime: A unified multimodal time series foundation model bridging numerical and textual data. In *Proceedings of the AAAI Conference on Artificial Intelligence*, volume 39, pp. 12694–12702, 2025a.
- Wang, Y. and Zhao, Y. Tram: Benchmarking temporal reasoning for large language models. In *Findings of the Association for Computational Linguistics: ACL 2024*, pp. 6389–6415. Association for Computational Linguistics, 2024. doi: 10.18653/v1/2024.findings-acl.382.
- Wang, Y., Yang, Q., Zeng, Z., Ren, L., Liu, L., Peng, B., Cheng, H., He, X., Wang, K., Gao, J., et al. Reinforcement learning for reasoning in large language models with one training example. In *The Thirty-ninth Annual Conference on Neural Information Processing Systems*, 2025b.
- Xia, T., Yu, B., Dang, K., Yang, A., Wu, Y., Tian, Y., Chang, Y., and Lin, J. Rethinking data selection at scale: Random selection is almost all you need. In *Findings of the Association for Computational Linguistics: EMNLP 2025*, 2025.
- Xie, Z., Li, Z., He, X., Xu, L., Wen, X., Zhang, T., Chen, J., Shi, R., and Pei, D. Chatts: Aligning time series with llms via synthetic data for enhanced understanding and reasoning. In *Proceedings of the VLDB Endowment*, 2025, 2025.
- Xue, H. and Salim, F. D. Promptcast: A new prompt-based learning paradigm for time series forecasting. *IEEE Transactions on Knowledge and Data Engineering*, 36 (11):6851–6864, 2023.
- Yang, A., Li, A., Yang, B., Zhang, B., Hui, B., Zheng, B., Yu, B., Gao, C., Huang, C., Lv, C., et al. Qwen3 technical report. *arXiv preprint arXiv:2505.09388*, 2025a.
- Yang, J., Zhang, K., Zhang, G., Yu, P. S., and Ding, K. Global information bottleneck for time series imputation. In *The Thirty-ninth Annual Conference on Neural Information Processing Systems*, 2025b.
- Yang, Y., Liu, Z., Song, L., Ying, K., Wang, Z., Bamford, T., Vyetrenko, S., Bian, J., and Wen, Q. Time-ra: Towards time series reasoning for anomaly with llm feedback. *arXiv preprint arXiv:2507.15066*, 2025c.
- Ye, W., Liu, J., Cao, D., Yang, W., and Liu, Y. When LLM meets time series: Can LLMs perform multistep time series reasoning and inference. In *NeurIPS 2025 Workshop on Evaluating the Evolving LLM Lifecycle: Benchmarks, Emergent Abilities, and Scaling*, 2025.
- Zhang, J., Feng, L., Guo, X., Wu, Y., Dong, Y., and Xu, D. Timemaster: Training time-series multimodal LLMs to reason via reinforcement learning. In *Proceedings of the NeurIPS 2025 Workshop on BERT2S: Recent Advances in Time Series Foundation Models Have We Reached the 'BERT Moment'?*, 2025.
- Zheng, H., Zhou, Y., Bartoldson, B. R., Kailkhura, B., Lai, F., Zhao, J., and Chen, B. Act only when it pays: Efficient reinforcement learning for LLM reasoning via selective rollouts. In *Proceedings of the ICML 2025 Workshop on ES-FoMo-III: Efficient Systems for Foundation Models*, 2025.
- Zhong, S., Ruan, W., Jin, M., Li, H., Wen, Q., and Liang, Y. Time-VLM: Exploring multimodal vision-language models for augmented time series forecasting. In *Forty-second International Conference on Machine Learning*, 2025.
- Zhou, T., Niu, P., Sun, L., Jin, R., et al. One fits all: Power general time series analysis by pretrained lm. *Advances in neural information processing systems*, 36:43322–43355, 2023.
- Zhou, Z. and Yu, R. Can llms understand time series anomalies? In *The Thirteenth International Conference on Learning Representations*, 2025.

Appendix

This appendix contains: 1) Section A: deferred related work; 2) Section B: additional experiment results and analysis; 3) Section C: details of the TSRBench reasoning dataset; 4) Section D: implementation details of VeriTime; 5) Section E: limitations; and 6) Section F: prompt templates for TSRBench curation. The code for VeriTime is available at <https://anonymous.4open.science/r/VeriTime-E017>.

A. Related Work

A.1. LLM Reasoning for Time Series

The attempts to explore the potentials of LLMs in the TS domain are two-fold: (1) directly adapting LLMs to TS tasks (Tang et al., 2025; Liu et al., 2025a; Niu et al., 2025a), and (2) training Time Series Foundation Models (TSFMs) from scratch (Liu et al., 2025d; Ning et al., 2025; Liu et al., 2025e; Shi et al., 2025). For example, PromptCast (Xue & Salim, 2023) transforms numerical time series into prompts and formulates the TS forecasting task in a natural language generation manner. LLMTIME (Gruver et al., 2023) demonstrates that LLMs such as GPT-3 and LLaMA-2 can perform zero-shot time series extrapolation via prompting TS numbers as text tokens. LSTPrompt (Liu et al., 2024b) combines the Chain-of-Thought (CoT) process to capture the dynamic nature of data when prompting LLMs to forecast time series. Despite the effectiveness, LLMs’ reasoning ability is inadequately elicited via plain prompting techniques since the general linguistic knowledge often fails to align with the TS feature and patterns (Park et al., 2025a). Merrill et al. (2024) find that current LLMs exhibit unsatisfactory zero-shot reasoning ability on TS data. In etiological reasoning tasks, human annotators outperform LLMs by over 30%, with advanced models such as GPT-4 only marginal improvements.

On the other hand, current TSFMs are still struggling in finding their way towards acquiring emergent and reasoning ability (Chen et al., 2025b). TS tasks often exhibit substantial domain-specific complexity and require tailored feature representations and pattern modeling to achieve robust performance (Zhong et al., 2025; Qiu et al., 2025; Kou et al., 2025). This highlights the necessity to build a unified framework that can effectively leverage large models for understanding and reasoning about time series data, thereby improving the performance and practicality of downstream time series tasks. Thus, several studies employ supervised fine-tuning (SFT) to enhance TS reasoning capabilities of LLMs (Lee et al., 2025; Liu et al., 2024c; Kong et al., 2025b). Alternatively, some approaches focus on the task-specific adaptation of LLM backbones for diverse time series applications (Cheng et al., 2025; Lee et al., 2025). GPT4TS (Zhou et al., 2023) adapts language models backbones to various TS tasks via fine-tuning, and HiTime Tao et al. (2026) introduces a multimodal architecture with additional encoders to embed time series data for classification. Chattime (Wang et al., 2025a) proposes a unified framework for joint time series and text modeling, enabling both pre-training and fine-tuning to improve TS reasoning.

Reinforcement learning (RL) (Guo et al., 2025; Team et al., 2025) has emerged as an effective paradigm for enhancing LLM capabilities. To meet the growing demand for reliable time series reasoning, several studies have explored applying RL to time series domains (Niu et al., 2025b; Parker et al., 2025). For example, Guan et al. (2026) find that RL performs reliably when the LLM is anchored with fundamental temporal priors. Luo et al. (2025) propose a two-stage RL framework to enhance the multi-step reasoning ability of LLMs for time series forecasting. TimeMaster (Zhang et al., 2025) introduces an RL-based approach that enables time series MLLMs to perform structured and interpretable reasoning directly over visualized time series inputs and task prompts. Liu et al. (2025f) further demonstrates that carefully designed progressive RL fine-tuning can endow a 3B-parameter LLM with robust time series reasoning skills. Despite these advances, existing RL-based methods in the TS domain focus primarily on optimizing final predictions, while overlooking the evaluation of reasoning processes, particularly their structural coherence and logical consistency.

A.2. Time Series Reasoning Dataset

Recently, diverse time series datasets have been proposed to assess the reasoning capabilities of LLMs across various domains and task types. Several studies construct synthetic datasets to target specific reasoning objectives. For instance, Zhou & Yu (2025) introduces four anomaly detection datasets that emulate distinct time series patterns and abnormal behaviors, and Merrill et al. (2024) creates multiple-choice benchmarks based on GPT4-generated descriptions. However, a substantial gap remains between synthetic and real-world data, as synthetic datasets alone cannot fully reflect LLMs’ reasoning performance under realistic conditions. To address this issue, multimodal benchmarks such as MTBench (Chen et al., 2025a) and Time-Bench (Liu et al., 2025f) integrate textual and temporal information, spanning domains including finance, weather, and news. They primarily assess long-text understanding, with time series serving only as an auxiliary

modality. TSAIA (Ye et al., 2025) and TSQA (Kong et al., 2025a) shift toward evaluating compositional reasoning and multi-step analysis through forecasting, anomaly detection, and open-ended Q&A tasks. RATs40K (Yang et al., 2025c) provides a real-world multimodal benchmark explicitly annotated for anomaly reasoning. Overall, existing datasets mainly emphasize the correctness of final predictions and lack mechanisms to verify or interpret intermediate reasoning processes. Moreover, there is still no unified and generalizable framework for advancing TS reasoning in a principled manner.

B. Additional Experimental Results

In the section, we present extended analyses of VeriTime. Subsection B.1 examines the performance stability of VeriTime across parameter sensitivity, prompt sensitivity, and generation settings. Subsection B.2 analyzes the data selection strategy. Subsection B.3 evaluates the zero-shot reasoning performance of VeriTime on real-world time series data. Subsection B.4 illustrates the training dynamics of VeriTime.

B.1. Performance Stability Analysis of VeriTime

Inference Parameter Sensitivity. To assess the stability of VeriTime across different inference configurations, we evaluate the model’s performance under varying temperature settings (0.2, 0.4, 0.6, and 0.8). As reported in Table 5, standard deviations remain negligible (0.00% to 0.78%) on scenario-based tasks. For knowledge-based tasks, while the standard deviations are slightly higher, with the ECG task reaching 2.05%, they remain within acceptable ranges. The results indicate that the performance of VeriTime remains stable despite variations in temperature settings.

Table 5. Average performance and standard deviation of Qwen3-4b-Instruct model inference over different temperature settings.

	Scenario-based			Knowledge-based			
	Anomaly Detection	Scenario Attribution	Inferential Calculation	CTU	ECG	EMG	RCW
Average Accuracy (%)	91.11	87.22	76.19	67.34	31.91	64.91	63.59
Standard Deviation (%)	0.00	0.57	0.78	0.98	2.05	1.13	0.00

Prompt Sensitivity. We investigate the performance of VeriTime to prompt variations through ablation studies: (1) paraphrasing the system prompt while preserving its semantic meaning, and (2) introducing minor modifications to the question (e.g., removing the *you are a time series expert* statement).

The results presented in Table 6 indicate that VeriTime exhibits robustness to system prompt paraphrasing. While the paraphrased system prompt exhibits greater sensitivity relative to paraphrased task instructions on knowledge-based tasks, the model achieves 71.13% accuracy on the EMG task. These observations show that VeriTime does not exhibit strong dependence on phrasing conventions, indicating its robustness to prompt variations across different tasks.

Table 6. Performance evaluation of VeriTime across prompt variations with task-wise Accuracy (%) on Qwen3-4B-Instruct.

	Scenario-based			Knowledge-based			
	Anomaly Detection	Scenario Attribution	Inferential Calculation	CTU	ECG	EMG	RCW
Original Prompt	91.11	87.50	77.14	67.50	30.30	65.31	63.59
Paraphrased System Prompt	87.15	84.09	74.29	59.63	24.74	71.13	56.92
Paraphrased Question	89.39	85.23	80.77	60.00	27.41	61.70	58.85

Generation Setting. For parameter analysis, we further conduct an ablation study on the number of generations G per input during GRPO training. Table 7 shows how varying G affects performance on scenario-based tasks. Performance generally increases with larger G , as more generations yield more stable and representative reward estimates across different reasoning trajectories. A slight drop emerges when $G = 5$, likely due to overthinking on medium-difficulty tasks, which aligns with our findings in RQ4. To balance performance and computational cost, we set $G = 4$ as the default in all main experiments.

Table 7. Effect of generation number G on performance (Accuracy %) across scenario-based tasks.

Generation Number	Overall	Anomaly Detection	Scenario Attribution	Inferential Calculation
2	85.47	90.00	86.93	75.24
3	86.33	93.33	84.66	77.14
4	86.55	91.11	87.50	77.14
5	83.30	87.78	85.80	71.43

Table 8. Performance Comparison of different data selection strategies on scenario-based tasks for Qwen3-4B-Instruct.

	Overall	Anomaly Detection	Scenario Attribution	Inferential Calculation
Random	83.30	86.67	84.09	76.19
Token Length	<u>85.25</u>	88.89	<u>86.93</u>	76.19
Perplexity	84.82	<u>90.56</u>	83.52	<u>77.14</u>
IFD	84.16	88.33	81.82	80.95
Model-guided	86.55	91.11	87.50	<u>77.14</u>

B.2. Analysis of Data Selection Strategy

Furthermore, we compare the model-guided data selection strategy with several baselines on scenario-based tasks: (1) Random Sampling; (2) TokenLength (Xia et al., 2025), which ranks samples by token length; (3) PPL (Laurençon et al., 2022), which selects samples with the highest perplexity under a pretrained model; and (4) Instruction-Following Difficulty (IFD) (Li et al., 2024), which measures the difficulty of instructional samples for the model. For a fair comparison, each method selects the same amount of SFT data as the model-guided strategy, with the remaining samples allocated to RL. Results are provided in Table 8, where the random sampling consistently underperforms. The model-guided strategy shows robust performance and generalization across tasks, reliably identifying high-quality RL data to enhance LLM time series reasoning with minimal training overhead while maintaining efficiency.

B.3. Case Study of VeriTime on Real-World Time Series

To evaluate the **zero-shot** reasoning capabilities of LLMs on real-world time series data and examine their practicality for real-world deployment, we conduct case studies on the Qwen3-4B-Instruct model trained under VeriTime on TSRBench. Specifically, we utilize the Time-MMD (Liu et al., 2024a) dataset, which integrates multiple rigorously curated and verified data sources up to May 2024, to perform an in-depth assessment of time series performance in real-world applications.

For anomaly detection tasks, we assess the model’s ability to identify abnormal patterns in TS from both holistic and threshold-based perspectives. As illustrated in Figure 8, the model first analyzes a financial series where a normal trend is defined as *free of sharp, atypical declines*. It successfully pinpoints two significant drops within the overall upward trend, accurately locating the sharpest decline and quantifying its magnitude. This demonstrates the model’s fine-grained understanding of temporal dynamics and its effectiveness in zero-shot anomaly detection. When applied to the PM2.5 AQI index under a threshold-based setting, the model further detects value spikes, reports corresponding timestamps and magnitudes, and reasons that sustained high AQI levels pose greater health risks than isolated peaks. These results collectively highlight the model’s potential for real-world anomaly detection applications.

For inferential calculation tasks, the model is first prompted to analyze the 532-month retail broiler composite from 1980 to 2024 and identify distinct upward trends over the entire period. As illustrated in Figure 9, it successfully recognizes three major trends based on directional movement, duration, and amplitude, and accurately estimates their approximate start and end times. When applied to a traffic volume dataset with clear annual cycles, the model further segments the data by year, detects primary and secondary peaks within each cycle, and correctly determines the month in which traffic volume typically reaches its maximum. These results demonstrate the model’s capability to reason over long temporal horizons and capture complex periodic patterns.

B.4. VeriTime Training Dynamics

To evaluate the training dynamics of VeriTime, Figure 10 presents the accuracy of Qwen3-4B-Instruct during RL training across four knowledge-based reasoning tasks. To reduce evaluation cost during RL, we report performance on a subset of the test set, which may exhibit slight variance compared to the full experiment results. The curves reveal initial performance

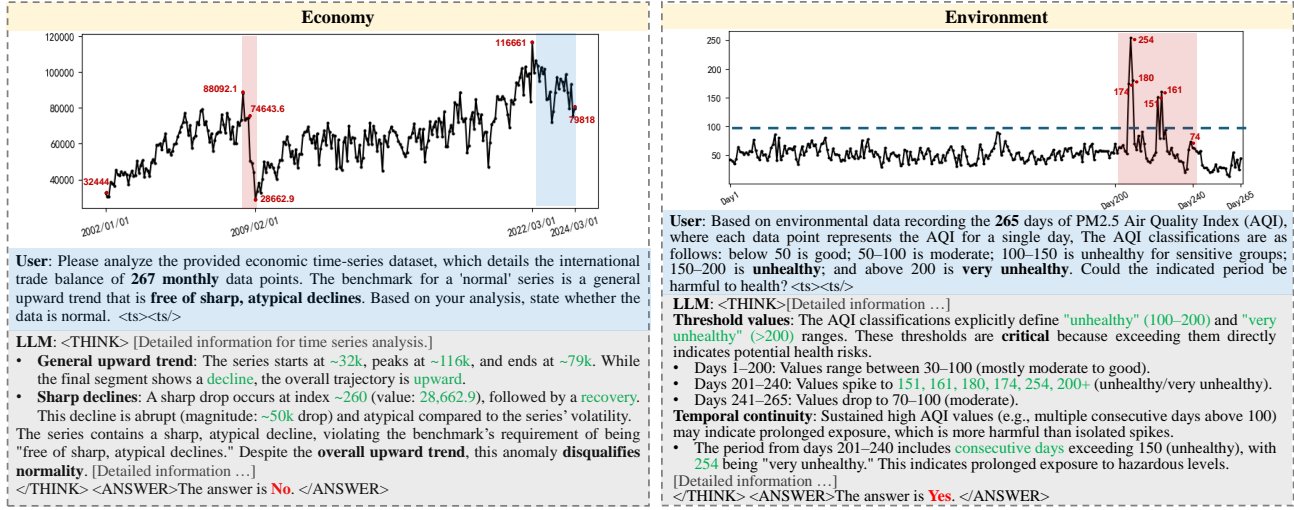


Figure 8. Case studies on anomaly detection tasks in economy and environment domains.

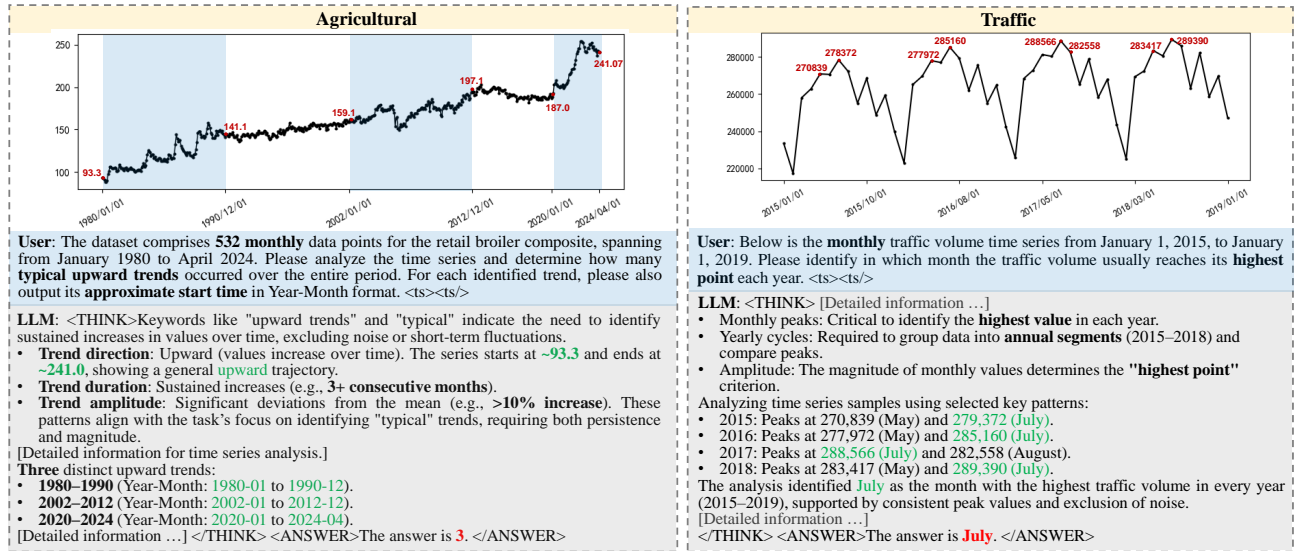


Figure 9. Case studies on inferential calculation tasks in agricultural and traffic domains.

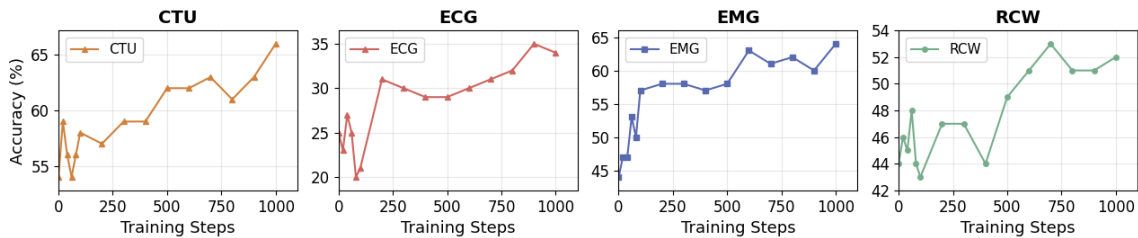


Figure 10. Accuracy (%) over training steps on knowledge-based reasoning tasks.

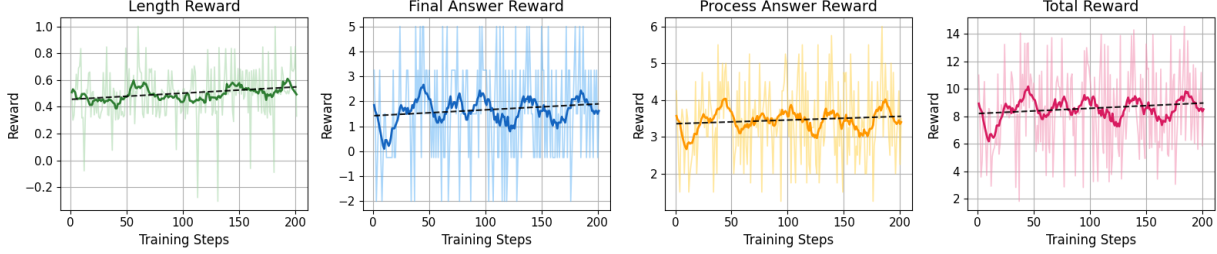


Figure 11. Reinforcement Learning training dynamics for VeriTime.

fluctuations in the early training phase, followed by consistent improvement as training progresses. Overall, all subsets demonstrate a clear view of accuracy gains, indicating stable and effective optimization.

Besides, Figure 11 presents the reinforcement learning training dynamics of VeriTime, illustrating four key metrics: length reward, final answer reward, process answer reward, and total reward. The black trend lines indicate consistent optimization as training progresses across all reward components, showing the performance of VeriTime remains stable and improve gradually with training steps increase.

C. Details of TSRBench

C.1. Data Statistics

The scale of the TSRBench dataset for each task is summarized in Table 9. For scenario-based tasks, the training-to-test ratio is approximately 5:1, and the instances for training and testing are randomly selected under the data curation pipeline. For knowledge-based reasoning tasks, the training–test split follows the original partitioning of their respective datasets.

Table 9. Statistics of TSRBench.

Category	Scenario-based Reasoning				Knowledge-based Reasoning				
Task	Total	Anomaly Detection	Scenario Attribution	Inferential Calculation	Total	CTU	ECG	EMG	RCW
# Samples	2520	1180	930	410	1820	270	780	450	320
# Avg. Time Points	-	300	300	324	-	720	500	600	500
# Avg. Token Count	2784	2759	2932	2783	4627	5942	4239	4990	4201

C.2. Cross-Model Validation

To validate the quality of TSRBench synthesized by our data generation pipeline TSRgen, we conduct a cross-model evaluation of the intermediate reasoning steps produced by the expert model (DeepSeek-R1). Specifically, we use three state-of-the-art LLMs: Qwen3-235B, GPT-5, and Gemini-2.5, which serve as independent judges to assess the reasoning quality of the teacher model’s Chain-of-Thought trajectories. The full template is provide in subsection F.2.

Evaluation Protocol. For each subtask in TSRBench, we randomly sample 100 instances for quality evaluation and subsequently compute the average score for each LLM. Each judge model assesses reasoning quality across five dimensions. The first two dimensions focus on verifying the correctness of process-verifiable labels extracted from the expert model, while the latter three evaluate the quality of the reasoning process itself:

1. **Task Intent Alignment:** Whether Step 1 correctly identifies the task objective and required outcome.
2. **Key Pattern Relevance:** Whether Step 2 captures task-relevant temporal cues (e.g., thresholds, trends, patterns).
3. **Logical Coherence:** Whether reasoning transitions and justifications in Steps 3–6 maintain consistency without logical gaps or contradictions.
4. **Robustness vs. Shortcuts:** Whether the reasoning avoids spurious shortcuts or lucky guesses and performs necessary verification checks.

5. **Bias/Artifact Check:** Whether the reasoning contains unwarranted assumptions or biases unrelated to the data or task.

The **scoring rubric** is defined as follows: 5 — fully correct, precise, and well-justified with no hallucinations; 4 — overall correct and well-grounded, with only minor omissions; 3 — mixed quality, containing unsupported claims or missing checks; 2 — major issues, including key omissions or likely use of shortcuts; 1 — largely incorrect or hallucinated.

Results. Table 10 presents the cross-model evaluation results. The scores indicate a strong inter-judge agreement and consistently high quality across all dimensions. Notably, all three judge models assign high scores (> 4.5) for *Intent Alignment* and *Pattern Relevance* in both reasoning task categories, validating the correctness of the process-verifiable labels extracted from DeepSeek-R1’s reasoning trajectories. The remaining three dimensions, which assess the overall quality of TS-tailored Chain-of-Thought in terms of logical coherence and robustness, also achieve consistently high scores, with only GPT-5 showing slightly lower scores on knowledge-based tasks. These results provide strong evidence for the reliability and quality of the intermediate reasoning paths of TSRBench.

Table 10. Cross-model evaluation of DeepSeek-R1’s reasoning quality on TSRBench.

LLM	Evaluation Metrics				
	Intent Alignment	Pattern Relevance	Logical Coherence	Robustness	Bias Check
<i>Scenario-based Task</i>					
Qwen3-235B	4.99	4.96	4.70	4.56	4.70
GPT-5	4.97	4.85	4.50	4.30	4.62
Gemini-2.5	5.00	4.98	4.31	4.38	4.62
<i>Knowledge-based Task</i>					
Qwen3-235B	5.00	4.99	4.21	4.18	4.05
GPT-5	4.94	4.58	3.92	3.68	4.03
Gemini-2.5	5.00	4.99	4.07	4.14	4.99

Table 11. Illustrative examples of the reasoning tasks in TSRBench.

Task	Examples
Deductive Reasoning Anomaly Detection	You are a time series analysis expert. This is a metric called Cloud Cover collected from Weather Forecasting with length of 256: $\langle ts \rangle \langle ts / \rangle$. If a sudden and significant increase in cloud cover is considered an anomaly, should the behavior at point 204 to point 206 be treated as an anomaly?
Causal Reasoning Scenario Attribution	You are a time series analysis expert. This is a metric called Carbon Emissions collected from Energy with length of 256: $\langle ts \rangle \langle ts / \rangle$. Considering the temporal correlation in the Carbon Emissions time series, which of the following could be a potential cause for the observed rapid rise in emissions followed by a slow decline starting around point 219? Choose from: A) Introduction of new industrial activities, B) Implementation of strict environmental regulations, C) Seasonal decrease in industrial activities.
Quantitative Reasoning Inferential Calculation	You are a time series analysis expert. This is a metric called Parallel Query Performance collected from Oracle Database with length of 256: $\langle ts \rangle \langle ts / \rangle$. In a database system, the Parallel Query Performance is monitored to ensure optimal operation. The performance data starts from June 1, and each point represents a minute. During normal operation, the performance is expected to remain steady . However, there are rare instances where the system experiences a sudden drop in performance. How many such critical performance drops, defined as a rapid decline from a peak, are observed in the time series?
Inductive Reasoning Classification	You are analyzing an audio signal to determine the presence of right whale vocalizations. Up-calls are the most commonly documented right whale vocalisation with an acoustic signature of approximately 60Hz-250Hz, typically lasting 1 second. Right whale calls can often be difficult to hear as the low-frequency band can become congested with anthropogenic sounds such as ship noise, drilling, piling, or naval operations. The signal shows a two-second waveform sampled at 2kHz, resulting in a time series of length 500: $\langle ts \rangle \langle ts / \rangle$. Your goal is to classify whether the waveform segment contains a right whale call. Based on the analysis, choose the best matching label for the full signal from: A) Right Whale Present, B) No Right Whale.

C.3. Dataset Construction and Illustrative Examples

The objective of TSRBench is to curate process-verifiable TS–text reasoning tasks that encompass diverse domains. To achieve this, we design two categories of reasoning tasks: **scenario-based** and **knowledge-based** tasks, derived from synthetic datasets and real-world datasets, respectively.

For scenario-based tasks, previous work like ChatTS (Xie et al., 2025) primarily focuses on training LLMs to understand TS patterns rather than to address more complex reasoning tasks, resulting in non-trivial variance in difficulty and annotation quality. Building on this, we filter and reorganize the original data to construct three distinct types of scenario-based reasoning tasks: anomaly detection, scenario attribution, and inferential calculation. For knowledge-based tasks, we aim to evaluate the ability of LLMs to analyze real-world, domain-specific time series. To this end, we curate four representative datasets from various domains and standardize the raw data into Q&A classification tasks. Examples of the generated reasoning questions are provided in Table 11.

- **Anomaly Detection:** Given **predefined conditions** (e.g., market share, energy import volumes, memory usage) and anomaly detection **criteria** (e.g., threshold values, sudden drops, significant fluctuations), the LLM is tasked with determining whether the time series data is normal or contains anomalies.
- **Scenario Attribution:** Given a specific **scenario** (e.g., SSL handshake rates, solar radiation, port throughput) and time series segments that exhibit **unusual patterns** either throughout or within specific intervals (e.g., the initial period or final phase), the LLM is tasked with analyzing the pattern variations of the time series and identifying the **most probable incident** that caused or influenced these changes.
- **Inferential Calculation:** Given a predefined **scenario**, time series segments, and specified time intervals (e.g., each time point represents a minute, day, or week), the LLM is tasked with **identifying and quantifying** specific time series elements (e.g., time points or intervals) based on predefined criteria, with a focus on counting the occurrences of relevant events or phenomena.
- **CTU (Energy):** The Computer Type Usage (CTU) dataset aims to enable LLMs to identify computer device types based on **consumer behavior**, using 24-hour electricity consumption patterns from 251 users.
- **ECG (Medical):** The Electrocardiogram (ECG) Record Diagnosis dataset focuses on evaluating LLMs to **diagnose arrhythmias** through waveform analysis. It includes single-lead ECG recordings that measure four different cardiac arrhythmias, each influenced by multiple factors.
- **EMG (Healthcare):** The Electromyogram (EMG) Signal Diagnosis dataset is designed to detect muscle disorders using **neuromuscular signal** data. It comprises muscle response recordings to neural stimulation with three types: healthy, neuropathy, and myopathy.
- **RCW (Bioacoustics):** The Right Whale Calls (RCW) detection dataset focuses on identifying right whale calls in **audio recordings** by analyzing distinctive whoop sounds amidst oceanic environmental noise.

Overall, TSRBench evaluates LLMs across multiple reasoning abilities, such as deductive reasoning involves inferring conclusions from predefined conditions, causal reasoning identifies the most plausible cause based on the observed series, quantitative reasoning requires accurate numerical analysis, and inductive reasoning compares time series patterns to predict categories in real-world data.

D. Implementation Details of VeriTime

D.1. More details of Multi-Objective Reward Design

VeriTime adopts a set of fine-grained reward components designed for multi-objective optimization, categorized into structural rewards r_{struct} , the hard reward r_{hard} , and process rewards r_{process} . The overview of the multi-objective reward design is provided in Table 12.

Format Reward. r_{fmt} enforces adherence to the required output template by verifying that the reasoning path is within <THINK> tags and the final answer in <ANSWER> tags. Fully compliant outputs receive a positive reward, while structural

Table 12. Overview of the reward components in the VeriTime RL training framework.

Category	Reward Component	Symbol	Description
Structural Rewards	Format Reward	r_{fmt}	Enforces strict adherence to the required <code><THINK></code> and <code><ANSWER></code> structure.
	Length Reward	r_{len}	Encourages responses within a desirable length range, discouraging both insufficient analysis and or redundant content.
Hard Reward	Hard Reward	r_{hard}	Provides strong supervision on final-answer correctness via exact matching of the ground truth.
Process Rewards	Task Comprehension Reward	r_{intent}	Measures whether the model correctly interprets the task objective and underlying requirements.
	Critical Pattern Reward	r_{pattern}	Assesses identification of key reasoning patterns, assigning a higher reward for capturing more essential patterns.
	Answer Alignment Reward	r_{align}	Rewards intermediate answers that correctly align with the ground truth.
	Answer Verification Reward	r_{verify}	Rewards correctness of the final self-verified answer produced after self-reflection.

violations are penalized, with stronger incentives for valid structures over discouraging violations.

$$r_{\text{fmt}}(y) = \begin{cases} +3.0, & y \in \mathcal{S}_{\text{valid}}, \\ -2.0, & \text{otherwise.} \end{cases} \quad (11)$$

Length Reward. r_{len} encourages responses of appropriate detail and depth, penalizing outputs that are too short or overly long with repetitive or meaningless content. Let $L(y)$ denote the token length of output y , with penalties for deviations from the desired range defined by L_{thr} (minimum length) and L_{tol} (upper tolerance threshold):

$$r_{\text{len}}(y) = \begin{cases} -2.0, & L(y) \geq L_{\text{tol}}, \\ +1.0, & L_{\text{thr}} \leq L(y) < L_{\text{tol}}, \\ \frac{L(y)}{L_{\text{tol}}}, & L(y) < L_{\text{thr}}. \end{cases} \quad (12)$$

The values are set to balance positive reinforcement for desirable lengths with penalties for violations. The structural rewards $r_{\text{struct}}(y)$ is defined as:

$$r_{\text{struct}}(y) = r_{\text{fmt}}(y) + r_{\text{len}}(y). \quad (13)$$

Hard Reward. r_{hard} evaluates the factual correctness of the predicted final answer $A(y)$ from the `<ANSWER>` tags. As the primary optimization criterion, it has the highest magnitude and provides strong supervision for end-task accuracy. Correct answers receive a high reward, while incorrect ones are moderately penalized to encourage exploration, allowing the model to retain exploratory behavior. Let \hat{a} denote the ground truth:

$$r_{\text{hard}}(y) = \begin{cases} +5.0, & A(y) = \hat{a}, \\ -2.0, & \text{otherwise,} \end{cases} \quad (14)$$

Together with the process reward described in subsection 2.3, we aggregate the three reward components into the global reward signal $R(y)$ to ensure structural fidelity, answer correctness, and validity of intermediate reasoning steps. The aggregation uses a uniform average, as the relative importance of each component is reflected in their designed magnitudes. The GRPO training pipeline for VeriTime is detailed in Algorithm 1.

$$r(y) = r_{\text{struct}}(y) + r_{\text{hard}}(y) + r_{\text{process}}(y). \quad (15)$$

D.2. Policy Optimization Using GRPO

VeriTime adopts the Group Relative Policy Optimization (GRPO) (Shao et al., 2024) algorithm to improve the stability and efficiency of the training process. Unlike PPO (Schulman et al., 2017) that relies on a separately trained value network,

Algorithm 1 GRPO Training Pipeline of VeriTime

Require: Initial time-series LLM π_θ , dataset \mathcal{D} , group size G , temperature τ , learning rate η

- 1: Supervised fine-tune π_θ on structured time-series data with format tags $\langle \text{THINK} \rangle, \langle \text{ANSWER} \rangle$
- 2: **for** each RL iteration **do**
- 3: Update the reference model: $\pi_{\text{ref}} \leftarrow \pi_\theta$
- 4: **for** Step = 1, 2, ... **do**
- 5: Sample a mini-batch \mathcal{B} from \mathcal{D}
- 6: Update the old model: $\pi_{\text{old}} \leftarrow \pi_\theta$
- 7: Sample G outputs $\{\mathbf{y}_i\}_{i=1}^G \sim \pi_{\text{old}}(\cdot \mid \mathbf{X}, \mathbf{q})$ for each time-series instance $(\mathbf{X}, \mathbf{q}) \in \mathcal{B}$
- 8: **for** each sampled \mathbf{y}_i **do**
- 9: Parse tags: $\langle \text{THINK} \rangle_i, \langle \text{ANSWER} \rangle_i = \hat{c}_i$
- 10: Compute format reward: $r_i^{\text{fmt}} = \mathbb{I}[\text{tags well-formed and non-empty}]$
- 11: Compute length reward: $r_i^{\text{len}} = \mathbb{I}[\text{threshold} < |\mathbf{y}_i| < \text{max_len}]$
- 12: Compute hard reward: $r_i^{\text{hard}} = \mathbb{I}[\hat{c}_i = c^*]$
- 13: Compute process reward: $r_i^{\text{proc}} = \sum_{j=1}^{N_{\text{steps}}} \mathbb{I}[\text{step}_j\text{-judgment} \approx \text{label}_j]$
- 14: Compute composite reward: $r_i = \lambda^{\text{fmt}} r_i^{\text{fmt}} + \lambda^{\text{len}} r_i^{\text{len}} + \lambda^{\text{hard}} r_i^{\text{hard}} + \lambda^{\text{proc}} r_i^{\text{proc}}$
- 15: **end for**
- 16: Compute $\{\hat{A}_i\}_{i=1}^G$ for each group via advantage estimation
- 17: Update π_θ by maximizing $\mathcal{L}(\theta) = \frac{1}{G|\mathcal{B}|} \sum_{(\mathbf{X}, \mathbf{q}) \in \mathcal{B}} \sum_{i=1}^G \hat{A}_i \log \pi_\theta(\mathbf{y}_i \mid \mathbf{X}, \mathbf{q})$
- 18: **end for**
- 19: **end for**
- 20: **return** π_θ

GRPO normalizes advantages across a group of rollouts, providing a more stable and self-contained optimization framework. Formally, let π_θ denote the current model policy with parameters θ , and π_{ref} be a frozen reference policy (e.g., a pre-trained or SFT model). For each input context x , we sample a group of G complete output sequences from the old policy $\{\mathbf{y}_i\}_{i=1}^G \sim \pi_{\text{old}}(\cdot \mid \mathbf{x})$, and assign each generated sequence a scalar reward r_i based on our composite reward function. The group-normalized advantage is computed as:

$$\hat{A}_i = \frac{r_i - \mu_r}{\sigma_r}, \quad \mu_r = \frac{1}{G} \sum_{j=1}^G r_j, \quad \sigma_r = \sqrt{\frac{1}{G} \sum_{j=1}^G (r_j - \mu_r)^2 + \varepsilon}. \quad (16)$$

where each token within the same sequence y_i shares the same normalized advantage \hat{A}_i , ensuring stable gradient scaling across contexts.

To update the policy π_θ using this advantage, we employ a clipped counterpart, which helps prevent large, detrimental policy updates. The per-sample clipped objective is given by:

$$\mathcal{L}_{\text{clip}}(\theta) = \min \left(\rho_{i,k} \hat{A}_i, \text{clip}(\rho_{i,k}, 1 - \epsilon, 1 + \epsilon) \hat{A}_i \right), \quad (17)$$

where $\rho_{i,k}$ is the importance sampling ratio for each token, and ϵ controls the clipping range:

$$\rho_{i,k} = \frac{\pi_\theta(y_{i,k} \mid y_{i,<k}, \mathbf{x})}{\pi_{\text{old}}(y_{i,k} \mid y_{i,<k}, \mathbf{x})}. \quad (18)$$

The overall objective function $\mathcal{L}_{\text{GRPO}}(\theta)$ is then maximized during training. This objective balances the expected clipped advantage with a KL-divergence penalty against the reference policy π_{ref} :

$$\mathcal{L}_{\text{GRPO}}(\theta) = \frac{1}{G} \sum_{i=1}^G \frac{1}{|\mathbf{y}_i|} \sum_{k=1}^{|\mathbf{y}_i|} \left[\mathcal{L}_{\text{clip}}(\theta) - \beta \text{KL}[\pi_\theta \parallel \pi_{\text{ref}}] \right], \quad (19)$$

where β controls the strength of the KL penalty and ensures that the policy update remains close to the reference model. This objective guides the policy toward higher rewards, leveraging stable GRPO advantage estimates within a constrained optimization framework.

D.3. Training Configuration

All training and inference for VeriTime and baseline models are performed on $2 \times$ A100 80G GPUs. The base LLM for VeriTime training is Qwen2.5-3B-Instruct, and Qwen3-4B-Instruct, which exhibit stronger general reasoning abilities than the Qwen2.5 series. The maximum sequence length for the LLMs is set to 10K tokens. Key hyperparameters of the overall training and inference process are summarized in Table 13.

Table 13. Key hyperparameters for RFT training and inference of VeriTime.

GRPO training			
max prompt length	6190	max response length	3809
LoRA rank	32	temperature	0.8
learning rate	5e-6	LR scheduler	Linear
number of generations	4	per-device batch size	4
Optimizer	Adamw	training epoch	1
SFT		Inference	
max sequence length	10000	temperature	0.2
LoRA rank	32		
learning rate	2e-4		
LR scheduler	Linear		
Optimizer	Adamw		
training epoch	1		

E. Limitations

In this study, we investigate the impact of data scheduling on the trade-off between performance and efficiency, highlighting that the quality and hierarchical complexity of reasoning datasets are more pivotal to performance than sheer dataset volume. Given the scarcity of high-quality reasoning datasets in the time series domain, future work could focus on expanding TSRBench to cover a broader range of domains and more complex scenarios. Additionally, VeriTime demonstrates that specialized RL training enables moderate-sized LLMs to achieve notable improvements. However, due to resource constraints, VeriTime focuses on compact models to underscore the trade-off between cost-effectiveness and performance. We foresee that applying the framework to larger foundation models could unlock greater performance gains, with improvements likely scaling positively with model size.

F. Prompt Design in TSRgen for Curating TSRBench

F.1. TS-Tailored Chain-of-Thought

We propose a TS-tailored reasoning framework that enforces a tightly guided thought process consisting of six interdependent and logically ordered steps. All tasks in TSRBench adhere to this chain-of-thought procedure, with only minor task-specific modifications. The complete template for the inferential calculation task is provided as follows.

Prompt Template for TS-Tailored Chain-of-Thought Reasoning for Inferential Calculation Task

Task Description

You are a time series expert. Please think step by step and strictly follow the specified output format for each step:

Step 1. Analyzing task intent:

Analyze the intent of the given problem and identify its core objective in the context of time series reasoning. Specifically, determine the specific object that needs to count in the numerical calculation task.

Output Format:

Step 1. Analyzing task intent:

[Judgement] <The specific counting object (e.g., days, occasions, significant drops). >

[Description] <Provide a rationale for the judgement based on the given problem context. Cite specific keywords or

requirements from the problem and explain how these details align with the judgement. >

Step 2. Selecting task-relevant key patterns:

Align with the task’s core objective to identify core features that directly support task completion. These features must be actionable and critical to deriving valid conclusions. Valid pattern categories include temporal patterns (e.g., trend; amplitude; fluctuation; continuity), judgment criteria (e.g., task-specific definitions of patterns), threshold values (e.g., upper bounds; lower bounds; percentage deviations), and other decisive patterns or criteria that are critical for resolving the task.

Output Format:

Step 2. Selecting task-relevant key patterns:

[Judgement] <Only list the names of the selected key patterns (no extra details, analysis, or conclusions); separate multiple items with semicolons. >

[Description] <For each selected pattern: Clarify the pattern’s specific details; explain how it aligns with the task’s core objective; elaborate on why it is critical to match the task’s core objective. >

Step 3. Analyzing time series samples using selected key patterns:

Clarify the specific characteristics (e.g., occurrence timing, duration, intensity) and inherent rules of the selected key patterns. Then evaluate whether the time series sample conforms to these task-relevant patterns and criteria. You can analyze the entire series holistically, or split it into meaningful segments (e.g., by time period, event node) based on task requirements.

Output Format:

Step 3. Analyzing time series samples using selected key patterns:

[Analysis] <Your analysis process. >

Step 4. Generating preliminary answers by combining task intent and key patterns:

Based on the analysis of task requirements, patterns, and time series data from prior steps, formulate preliminary answers.

Output Format:

Step 4. Generating preliminary answers by combining task intent and key patterns:

[Judgement] <Preliminary conclusion (e.g., calculated value X). >

[Description] <Provide a rationale for the judgement. >

Step 5. Enhancing answers through reflection:

Verify whether the selection of key patterns is comprehensive, ensuring no relevant features are omitted. Check the correctness of the analysis. Eliminate interfering factors that may affect the validity of the analysis.

Output Format:

Step 5. Enhancing answers through reflection:

[Analysis] <Your reflection and verification process. >

Step 6. Summarizing the thinking process to output the answer:

Integrate the entire analytical process, clearly presenting the complete logic from understanding the task, analyzing patterns, generating conclusions to verifying results. Finally, output an answer that meets the task requirements.

Output Format:

Step 6. Summarizing the thinking process to output the answer:

[Description] <Summary of the reasoning process across all steps. >

[Judgment] <Final answer.(e.g., calculated value X) (The calculated numerical value must be in digit form.) >

F.2. Cross-LLM Validation

We present the cross-model validation template designed for advanced LLMs to evaluate the reasoning trajectories of DeepSeek-R1 across five dimensions, using a five-level rubric.

Prompt Template for Cross-Model Validation

Task Description

You are an expert time-series analyst and reasoning auditor. Given:

- **Task type:** [Task]
- **Question:** [Question]
- **Ground-truth label:** [Label]
- **Time series data:** [Time series]
- **Teacher CoT (DeepSeek-R1):** [Reasoning trajectory]
- **Teacher final answer:** [Final Answer]

Judge ONLY the reasoning quality of the teacher CoT. Be concise.

Dimensions (score 1–5, integers)

- 1) Task-Intent Alignment: Did Step 1 correctly identify the task and required outcome?
- 2) Key-Pattern Relevance: Did Step 2 capture task-relevant cues/features (e.g., thresholds, trends)?
- 3) Logical Coherence (Steps 3–6): Are transitions and justifications consistent, with no gaps/contradictions?
- 4) Robustness vs Shortcuts: Does the reasoning avoid shortcuts/lucky guesses and cover necessary checks?
- 5) Bias/Artifact Check: Any unwarranted assumptions or biases unrelated to data/task?

Rubric (per dimension)

- 5: Fully correct, precise, and justified; no hallucinations.
- 4: Minor omissions but overall correct and grounded.
- 3: Mixed quality; some unsupported or missing checks.
- 2: Major issues; key omissions or likely shortcut.
- 1: Mostly incorrect or hallucinated.

Answer Format

Return ONLY valid JSON in this exact format:

```
{
  "scores": {
    "task_intent": 1-5,
    "key_patterns": 1-5,
    "data_grounding": 1-5,
    "logical_coherence": 1-5,
    "robustness": 1-5,
    "bias_check": 1-5
  },
  "overall_comment": "1-3 sentences, cite concrete evidence for your judgement"
}
```