

# Disentangled Instrumental Variables for Causal Inference with Networked Observational Data

Zhirong Huang<sup>1</sup> Debo Cheng<sup>2</sup> Guixian Zhang<sup>3</sup> Yi Wang<sup>1</sup> Jiuyong Li<sup>4</sup> Shichao Zhang<sup>1</sup>

## Abstract

Instrumental variables (IVs) are crucial for addressing unobservable confounders, yet their stringent exogeneity assumptions pose significant challenges in networked data. Existing methods typically rely on modelling neighbour information when recovering IVs, thereby inevitably mixing shared environment-induced endogenous correlations and individual-specific exogenous variation, leading the resulting IVs to inherit dependence on unobserved confounders and to violate exogeneity. To overcome this challenge, we propose Disentangled Instrumental Variables (DisIV) framework, a novel method for causal inference based on networked observational data with latent confounders. DisIV exploits network homogeneity as an inductive bias and employs a structural disentanglement mechanism to extract individual-specific components that serve as latent IVs. The causal validity of the extracted IVs is constrained through explicit orthogonality and exclusion conditions. Extensive semi-synthetic experiments on real-world datasets demonstrate that DisIV consistently outperforms state-of-the-art baselines in causal effect estimation under network-induced confounding.

## 1. Introduction

Accurately estimating Individual Treatment Effects (ITE) is fundamental to the transition from relationship discovery to intelligent decision-making, with broad applications in recommendation systems (Huang et al., 2025b), precision

medicine (Ma et al., 2023), and the social sciences (Imbens, 2024). ITE estimation aims to answer a counterfactual question: “How would the outcome change if an intervention were applied to a specific individual?”. By addressing this question, causal inference provides a principled foundation for individualised decision-making. However, Randomised Controlled Trials (RCTs), the gold standard for causal inference, are often challenging due to high costs and ethical limits. Consequently, causal inference using observational data has emerged as a widely adopted alternative.

Although observational data provides a viable basis for causal inference, many real-world applications involve networked data (Ma et al., 2022). In networked observational data, individuals are interconnected rather than independent, and treatment assignments and outcomes depend on both individual and neighbour information (Chen et al., 2024; Jiang & Sun, 2022). Such network dependence violates standard assumptions, including the Independent and Identically Distributed (IID) sampling assumption and the Stable Unit Treatment Value Assumption (SUTVA) (Rubin, 1974). Furthermore, unobserved confounders correlated with the network structure introduce additional sources of bias, leading to biased causal effect estimation.

The Instrumental Variable (IV) approach is a widely employed method for addressing the effects of unobserved confounders (Pearl, 2009; Angrist et al., 1996; Cheng et al., 2024). IVs constitute a class of exogenous variables that are correlated with the treatment but affect the outcome only through the treatment and are independent of unobserved confounders (Pearl, 2009). Classical IV methods, such as two-stage least squares (2SLS) (Angrist & Imbens, 1995), employ two-stage regression to eliminate endogeneity. With the advancement of deep learning (Cai et al., 2024; Zhang et al., 2024), Hartford et al. (Hartford et al., 2017) proposed DeepIV, introducing deep neural networks to model complex non-linear distributions in data. However, a fundamental limitation of existing IV-based methods lies in the challenge of identifying valid IVs. Most approaches depend on expert-specified exogenous variables, whose validity is difficult to justify or empirically assess, particularly in complex observational settings with pervasive unobserved confounding.

<sup>1</sup>School of Computer Science and Engineering; Guangxi Key Lab of MSMI; MOE Key Lab of EBIT, Guangxi Normal University, Guilin, 541004, Guangxi, China <sup>2</sup>School of Computer Science and Technology, Hainan University, Haikou, Hainan 570228, China <sup>3</sup>School of Computer Science and Technology, China University of Mining and Technology, Xuzhou, 221116, Jiangsu, China <sup>4</sup>School of Information Technology and Mathematical Sciences, University of South Australia, Adelaide, SA 5095, Australia.. Correspondence to: Debo Cheng <chengd@hainanu.edu.cn>.

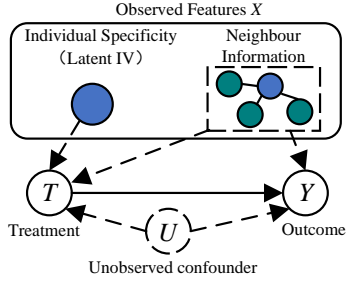


Figure 1. Conceptual diagram illustrating the discovery of latent IVs in networked data. Within the observed feature  $X$ , neighbour information is entangled with individual-specific information. Our method identifies the individual-specificity information as a latent IV. By structurally disentangling  $X$ , this latent IV can be extracted to eliminate bias introduced by unobserved confounder  $U$  and neighbour information.

Recent research has focused on discovering latent IVs to address the scarcity of predefined IVs. For instance, Li et al. (Li & Yao, 2024) proposed a deep Variational autoencoder based IV method (VIV) for generating IVs via variational inference and enforces exogeneity through adversarial training. In network settings, the Networked Instrumental (NetIV) regression framework proposed by Zhao et al. (Zhao et al., 2024b) constructs IVs using neighbour information to extend classical IV methods. While these approaches demonstrate effectiveness in IV recovery, important limitations remain in networked observational data. In real-world networks, neighbour information often reflects shared environments and homophily (Zhao et al., 2024a). When neighbour information simultaneously affects both treatment and outcomes, directly constructing IVs from such information risks introducing environmental confounders, thereby violating the exogeneity assumption. Consequently, a central challenge in learning IVs from networked observational data is how to exploit network structure while avoiding the misidentification of environmental confounders as IVs and preserving exogeneity.

To address these challenges, we propose a Disentangled IV Representation Learning (DisIV) framework for estimating causal effects from networked observational data with unobserved confounders. DisIV aims to recover valid latent IVs by capturing individual-specific variation. As shown in Figure 1, DisIV is grounded in the premise that neighbour information largely characterises the shared environment and structural confounding (Guo et al., 2020), whereas individual-specific information preserves independent exogenous signals, rendering it suitable as a latent IV (Heckman et al., 2006). Following this premise, DisIV explicitly decomposes the generative mechanism of individual representations at the latent level, separating en-

vironmental components induced by network structure from an individual’s own exogenous variation. This decomposition enables the construction of latent IV representations. To guarantee exogeneity, DisIV imposes explicit structural disentanglement constraints that enforce statistical orthogonality between the latent IVs and network-induced environmental factors. Moreover, DisIV strictly enforces the exclusion restriction by explicitly modelling environmental influences on outcomes, thereby ensuring that the latent IV affects the outcome exclusively through the treatment pathway. In summary, our principal contributions are as follows:

- We propose a causal perspective for characterising valid IVs as individual-specific latent factors, providing new insights into IV modelling in networked settings.
- We propose the Disentangled Instrumental Variables (DisIV) framework that recovers latent IVs by structurally disentangling individual exogenous variations from network-induced environmental confounding.
- We conduct extensive experiments on two semi-synthetic datasets constructed from real-world social networks, demonstrating the effectiveness and superiority of our DisIV method.

## 2. Related Work

### 2.1. Causal Inference under Ignorability Assumption

Early research primarily relied on the strong Ignorability assumption, focusing on eliminating distributional differences through balanced representation learning (Shi et al., 2019; Louizos et al., 2017; Yao et al., 2018). For instance, Shalit et al. (Shalit et al., 2017) proposed Counterfactual Regression (CFR) and Treatment-Agnostic Representation Network (TARNet), employing minimised Integral Probability Metrics (IPM) to constrain distributional bias between treatment groups. Additionally, tree-based models (such as BART (Chipman et al., 2010) and Causal Forest (Athey & Wager, 2019)) are frequently employed to address non-linear confounding. However, these methods face significant challenges when applied to networked data: they typically assume samples are IID, overlooking dependencies induced by network structure; more critically, they cannot address unobserved confounders, leading to biased estimation when latent biases exist.

### 2.2. Causal Effect Estimation on Networked Data

Given the ubiquity of network data, recent research has employed Graph Convolutional Networks (GCNs) (Kipf & Welling, 2016) to capture confounding patterns in networks. Representative work, such as Guo et al.’s Network Deconfounder (NetDconf) (Guo et al., 2020), utilises GCNs to

aggregate neighbour information as a proxy for unobserved confounders. Subsequent studies have further incorporated techniques such as geometric representation learning to enhance the robustness of confounding estimation (Jiang & Sun, 2022). For instance, Cui et al. (Cui et al., 2024) introduced hyperbolic geometric embeddings to capture intricate higher-order structural relationships. Whilst existing methods utilise network homogeneity to supplement confounding information, they erroneously treat all neighbour representations as confounders, overlooking the latent individual specificity. This over-adjustment diminishes the exogenous variance of treatment variables, thereby compromising the precision of causal effect estimations.

### 2.3. Instrumental Variable Methods for Causal Effect Estimation

When unobserved confounders are present, IV methods are commonly employed to achieve causal identification (Cheng et al., 2023b;a). With the advancement of deep learning (Huang et al., 2025a; Zhang et al., 2025), the paradigm of IV methods has evolved from classical 2SLS (Angrist & Imbens, 1995) to non-linear DeepIV (Hartford et al., 2017). To address the scarcity of predefined IVs, recent research has turned to latent IV discovery (Wu et al., 2025), such as AutoIV (Yuan et al., 2022), which aims to automatically decouple latent factors that satisfy the IV definition from high-dimensional observed data. For network data, NetIV (Zhao et al., 2024b) constructs IVs using neighbour information within network topologies, extending the classical IV causal inference framework to network settings. However, existing methods still face significant limitations when handling networked feature entanglement: approaches relying on explicit IVs are constrained by a lack of prior knowledge; traditional paradigms based on the IID assumption, which treats instances as isolated events, neglect network dependencies; and existing IV methods for networked data often lack refined disentangling mechanisms, making it difficult to effectively distinguish environmental assimilation from individual specificity. To address these challenges, DisIV leverages network homogeneity as an inductive bias to automatically recover latent IVs via structural disentangling.

## 3. Preliminary

### 3.1. Notation

We formally define networked observational data as an attribute graph  $\mathcal{G} = (\mathbf{A}, \mathbf{X})$  comprising  $N$  nodes. Here,  $\mathbf{A} \in \{0, 1\}^{N \times N}$  denotes the adjacency matrix describing the topological structure of  $\mathcal{G}$ . If nodes  $i$  and  $j$  are connected, then  $A_{ij} = 1$ ; otherwise,  $A_{ij} = 0$ .  $\mathbf{X} \in \mathbb{R}^{N \times D}$  is the feature matrix, where the  $i$ -th row  $\mathbf{x}_i \in \mathbb{R}^D$  represents the feature information of individual  $i$ . Following established research conventions (Jiang & Sun, 2022; Cai

et al., 2023; Zhao et al., 2024b), we focus on first-order connections between nodes. The neighbour set of individual  $i$  is defined as  $\mathcal{N}_i = \{j \mid \mathbf{A}_{ij} = 1\}$ . Furthermore, for each individual  $i$ , we consider a binary treatment variable  $t_i \in \{0, 1\}$  (where  $t_i = 1$  denotes acceptance of intervention, and  $t_i = 0$  denotes refusal) and a continuous outcome variable  $y_i \in \mathbb{R}$ . Thus, the networked observational dataset can be represented as  $\mathcal{D} = \{\mathbf{A}, \mathbf{X}, \mathbf{t}, \mathbf{y}\}$ .

### 3.2. Assumptions

In causal effect estimation, for any individual  $i$ , only the outcome  $y_i$  corresponding to the factual treatment  $t_i$  is observable, whilst the counterfactual outcome is typically unattainable. This fundamental limitation is particularly acute in networked observational data, as both treatment assignment  $t_i$  and outcome  $y_i$  may be simultaneously influenced by network-related confounders (denoted as  $\mathbf{u}_i$ )

To ensure the theoretical feasibility of identifying ITE from observational data, we introduce the following assumptions (Guo et al., 2020; Zhao et al., 2024b; Chen et al., 2024):

**Assumption 3.1** (Network Consistency). For any individual  $i$ , the observed outcome  $y_i$  corresponds to the potential outcome under the assigned treatment  $t_i$ :

$$y_i = t_i Y_i(1) + (1 - t_i) Y_i(0). \quad (1)$$

Here,  $Y_i(1)$  and  $Y_i(0)$  denote the potential outcomes for individual under treatment ( $t_i = 1$ ) and control ( $t_i = 0$ ), respectively.

**Assumption 3.2** (Network Overlap). Given an individual's observed covariates  $\mathbf{x}_i$  and confounders  $\mathbf{u}_i$ , the propensity score for treatment strictly lies between 0 and 1:

$$0 < P(t_i = 1 \mid \mathbf{x}_i, \mathbf{u}_i) < 1. \quad (2)$$

**Assumption 3.3** (Structured Generative Mechanism). We posit that an individual's observed covariates are generated by the interaction of two latent components:  $\mathbf{u}_i$  (confounder) and  $\mathbf{z}_i$  (specificity factor). Specifically, we assume the existence of a function  $g(\cdot)$  such that:

$$\mathbf{x}_i = g(\mathbf{z}_i, \mathbf{u}_i). \quad (3)$$

### 3.3. Problem Setup

Based on the aforementioned assumptions, we aim to estimate causal effects from networked observational data. For any individual  $i$  within the network, we focus on the ITE, defined as:

$$\tau_i = Y_i(1) - Y_i(0), \quad (4)$$

and the average treatment effect (ATE), defined as:

$$\tau_{ATE} = \mathbb{E}[\tau_i]. \quad (5)$$

However, in the presence of latent network-related confounders, estimating these causal effects directly from observational data typically yields bias without additional assumptions or auxiliary information.

In real-world networked data, the observed features  $\mathbf{x}_i$  are inherently entangled, amalgamating intrinsic attributes with environmental confounding induced by homogeneity. To extract clear causal signals from this complex entanglement, we formulate the networked causal inference problem as a latent variable disentanglement problem. Specifically, to eliminate bias introduced by network confounding, we aim to recover latent individual-specific factors  $\mathbf{z}_i$  from entangled observed features  $\mathbf{x}_i$  and employ these as IVs for causal effect estimation.

To ensure the validity of the recovered  $\mathbf{z}_i$ , it must strictly satisfy the *Relevance*, *Exclusion*, and *Unconfounded* (Pearl, 2009; Angrist et al., 1996). Detailed definitions of the IVs are presented in the Appendix A.

Formally, given a networked observation dataset  $\mathcal{D} = \{\mathbf{A}, \mathbf{X}, \mathbf{t}, \mathbf{y}\}$ , our objective is to learn a mapping  $\Phi: \mathcal{X} \rightarrow \mathcal{Z}$  that decouples latent individual specificity  $\mathbf{z}_i$  from entangled features  $\mathbf{x}_i$ . By constraining  $\mathbf{z}_i$  to satisfy valid IV conditions, we leverage the recovered factors to mitigate network confounding and achieve unbiased ITE and ATE estimation.

## 4. Methodology

To tackle feature entanglement and IV scarcity in networked data, we propose Disentangled Instrumental Variables (DiSIV), a framework that recovers latent IVs from observed data, as shown in Figure 2.

### 4.1. Structural Disentanglement for IV Recovery

Observed features in networked data entangle network-induced environmental confounders with intrinsic individual specificity, the latter of which is the source of valid IVs. To isolate these signals, we propose a structural disentanglement strategy to extract the latent individual specificity required for subsequent IV construction.

To disentangle individual-specific information from the observed features, we first aim to capture the network-related confounders. Under network homogeneity, the local neighbour structure provides informative cues about the unobserved confounder  $\mathbf{u}_i$ . We employ a GCN as the environment encoder, learning the environment representation  $\mathbf{e}_i$  by aggregating  $v$  information:

$$\mathbf{e}_i = \text{GCN}(\mathbf{X}, \mathbf{A})_i = \sigma\left(\sum_{j \in \mathcal{N}_i \cup \{i\}} \frac{1}{\sqrt{\tilde{d}_i \tilde{d}_j}} \mathbf{W}_{env} \mathbf{x}_j\right), \quad (6)$$

where  $\tilde{d}_i$  denotes the degree of node  $i$ , and  $\mathbf{W}_{env}$  is a learn-

able weight matrix. The learned  $\mathbf{e}_i$  serves as a structural proxy for the confounders.

With the confounder proxy  $\mathbf{e}_i$  established, the key challenge is to extract individual-specific information from  $\mathbf{x}_i$  that is independent of environmental influences, corresponding to the latent IV  $\mathbf{z}_i$ . To address this challenge, we employ an asymmetric inference-generation structure to model  $\mathbf{z}_i$ , as shown in Figure 2. In the inference phase, the encoder  $q_\phi(\mathbf{z}|\mathbf{x})$  derives the latent variable  $\mathbf{z}$  strictly from the observed features. Subsequently, in the generative phase, we introduce the confounder proxy as a condition, utilising the decoder  $p_\theta(\mathbf{x}|\mathbf{z}, \mathbf{e})$  to reconstruct the observation. This asymmetric design encourages  $\mathbf{z}$  to encode idiosyncratic variations that cannot be explained by the confounder proxy  $\mathbf{e}$ .

During the inference phase, we employ the Multi-Layer Perceptron (MLP) to map observed features to the distributional space of the latent IVs:

$$q_\phi(\mathbf{z}_i|x_i) = \mathcal{N}(\mathbf{z}_i|\mu_\phi(x_i), \sigma_\phi(x_i)), \quad (7)$$

where  $\mu_\phi$  and  $\sigma_\phi$  are parameterised by the MLP. To enable end-to-end gradient optimisation, we utilise the reparameterisation trick:

$$\mathbf{z}_i = \mu_\phi(\mathbf{x}_i) + \sigma_\phi(\mathbf{x}_i) \odot \boldsymbol{\epsilon}, \quad \boldsymbol{\epsilon} \sim \mathcal{N}(\mathbf{0}, \mathbf{I}), \quad (8)$$

where  $\mathbf{z}_i$  represents the candidate latent IV that we seek to recover.

To ensure  $\mathbf{z}_i$  accurately captures an individual’s intrinsic specificity, the decoder attempts to reconstruct the original features. Crucially, we inject the confounder proxy  $\mathbf{e}_i$  as a conditional constraint into the generative process:

$$p_\theta(\mathbf{x}_i|\mathbf{z}_i, \mathbf{e}_i) = \mathcal{N}(\mathbf{x}_i | \boldsymbol{\mu}_\theta([\mathbf{z}_i, \mathbf{e}_i]), \mathbf{I}), \quad (9)$$

where  $[\cdot, \cdot]$  denotes feature concatenation, and  $\boldsymbol{\mu}_\theta$  represents the decoder network predicting the reconstruction mean. This architectural design forces  $\mathbf{z}_i$  to encode the residual variance in  $\mathbf{x}_i$  that cannot be explained by the confounder proxy  $\mathbf{e}_i$ , thereby structurally ensuring that  $\mathbf{z}_i$  constitutes an effective latent IV.

Based on the asymmetric inference-generation architecture described above, our objective is to maximise the marginal log-likelihood of the observed features  $\mathbf{x}$  conditioned on the confounder proxy  $\mathbf{e}$ :

$$\log p_\theta(\mathbf{x}_i|\mathbf{e}_i) = \log \int p_\theta(\mathbf{x}_i, \mathbf{z}_i|\mathbf{e}_i) d\mathbf{z}_i, \quad (10)$$

Since the true posterior of the latent variable is intractable, we introduce the variational posterior  $q_\phi(\mathbf{z}_i|x_i)$  and apply Jensen’s inequality to yield the following Evidence Lower



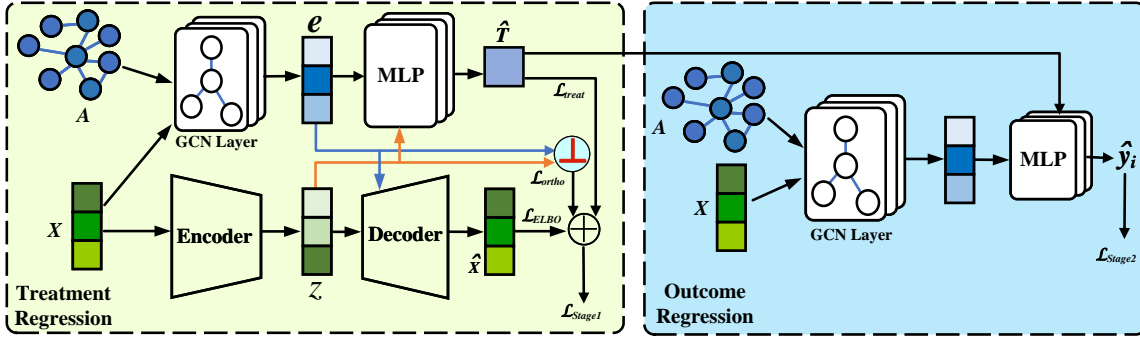


Figure 2. Overall architecture of DisIV. First, DisIV extracts a confounder proxy  $\mathbf{e}$  from neighbour information. Subsequently, during the inference phase, the encoder extracts a latent representation  $\mathbf{z}$  as a candidate IV; in the generation phase, we condition on  $\mathbf{e}$  and  $\mathbf{z}$  to reconstruct the observed data. This asymmetric design compels  $\mathbf{z}$  to capture solely residual information (i.e., individual specificity) that cannot be explained by  $\mathbf{e}$ . Furthermore, the constraint term is introduced to further purify  $\mathbf{z}$ , ensuring it satisfies the definition of an IV.

Bound (ELBO) (Kingma & Welling, 2013):

$$\begin{aligned}
 & \log p_{\theta}(\mathbf{x}_i | \mathbf{e}_i) \\
 &= \log \int p_{\theta}(\mathbf{x}_i, \mathbf{z}_i | \mathbf{e}_i) d\mathbf{z}_i \\
 &= \log \mathbb{E}_{q_{\phi}(\mathbf{z}_i | \mathbf{x}_i)} \left[ \frac{p_{\theta}(\mathbf{x}_i, \mathbf{z}_i | \mathbf{e}_i)}{q_{\phi}(\mathbf{z}_i | \mathbf{x}_i)} \right] \\
 &\geq \mathbb{E}_{q_{\phi}(\mathbf{z}_i | \mathbf{x}_i)} [\log p_{\theta}(\mathbf{x}_i, \mathbf{z}_i | \mathbf{e}_i) - \log q_{\phi}(\mathbf{z}_i | \mathbf{x}_i)].
 \end{aligned} \tag{11}$$

We decompose the joint distribution of Eq.(10) into the decoder and the prior distribution:

$$p_{\theta}(\mathbf{x}_i, \mathbf{z}_i | \mathbf{e}_i) = p_{\theta}(\mathbf{x}_i | \mathbf{z}_i, \mathbf{e}_i) p(\mathbf{z}_i | \mathbf{e}_i), \tag{12}$$

where we assume that the prior distribution  $p(\mathbf{z}_i)$  of  $\mathbf{z}$  is independent of  $\mathbf{e}$ , i.e.,  $p(\mathbf{z}_i | \mathbf{e}_i) = p(\mathbf{z}_i)$ . Furthermore, in line with the literature on variational inference (Kingma & Welling, 2013; Sohn et al., 2015; Solera-Rico et al., 2024), the prior is typically assumed to be a Gaussian distribution.

Substituting Eq. (12) into Eq. (11), we obtain the decomposed ELBO:

$$\begin{aligned}
 \mathcal{L}_{\text{ELBO}} &= \mathbb{E}_{q_{\phi}(\mathbf{z}_i | \mathbf{x}_i)} [\log p_{\theta}(\mathbf{x}_i | \mathbf{z}_i, \mathbf{e}_i)] \\
 &\quad - D_{\text{KL}}(q_{\phi}(\mathbf{z}_i | \mathbf{x}_i) \parallel p(\mathbf{z}_i)),
 \end{aligned} \tag{13}$$

where the first term represents the reconstruction loss, while the second term denotes the Kullback-Leibler (KL) divergence. The separability between the latent IV  $\mathbf{z}_i$  and the confounder proxy  $\mathbf{e}_i$  is induced by the structure of the ELBO. Specifically, the decoder relies on the given  $\mathbf{e}_i$  to reconstruct the variation in  $\mathbf{x}_i$  associated with the confounding variable. Consequently, the latent IV  $\mathbf{z}_i$  is compelled to encode only the residual information required for reconstruction (i.e., individual specificity). Furthermore, the KL divergence

acts as an information constraint, imposing a penalty on  $\mathbf{z}_i$ . Should  $\mathbf{z}_i$  encode information related to  $\mathbf{e}_i$ , this incurs a KL cost, preventing minimisation of the ELBO. The global optimum of the  $\mathcal{L}_{\text{ELBO}}$  necessitates that  $\mathbf{z}_i$  be statistically independent of  $\mathbf{e}_i$ , thereby satisfying the exclusion constraint of a valid IV.

## 4.2. Optimisation with IV Validity Constraints

To further ensure the validity of the latent IVs  $\mathbf{z}_i$ , we introduce regularisation constraints during the optimisation process to strictly adhere to the independence assumption.

First, to satisfy the ‘‘Unconfoundedness’’ condition  $\mathbf{z}_i \perp \mathbf{u}_i$ , we must sever any statistical dependence between the latent IV and the confounder proxy. To this end, we introduce an orthogonality regularisation term that minimises the cosine similarity between  $\mathbf{z}_i$  and  $\mathbf{e}_i$ :

$$\mathcal{L}_{\text{ortho}} = \frac{1}{N} \sum_{i=1}^N \left| \frac{\mathbf{z}_i \cdot \text{sg}(\mathbf{e}_i)}{\|\mathbf{z}_i\|_2 \|\text{sg}(\mathbf{e}_i)\|_2} \right|, \tag{14}$$

Crucially, we employ stop-gradient (sg) operations on  $\mathbf{e}_i$ . This design ensures that the orthogonality constraint acts solely to remove confounder-related information from the latent IV representation, while leaving the confounder proxy itself unaffected and semantically intact.

Secondly, to guarantee IVs correlate with the treatment variable, satisfying the condition  $\mathbf{z}_i \not\perp t_i$ , latent IVs must encode information about the treatment assignment mechanism. We introduce an auxiliary treatment prediction network  $f_T$ , whose input is the concatenated latent factors:

$$\mathcal{L}_{\text{treat}} = -\frac{1}{N} \sum_{i=1}^N [t_i \log(\hat{t}_i) + (1 - t_i) \log(1 - \hat{t}_i)], \tag{15}$$

where  $\hat{t}_i = \sigma(f_T([\mathbf{z}_i | \mathbf{e}_i]))$ . This objective serves a dual purpose: it forces  $\mathbf{z}_i$  to capture the latent motivation driving the individual to accept treatment and, functionally, serves as the treatment regression in the standard IV framework.

Finally, to satisfy the ‘‘Exclusion’’ condition, we enforce the orthogonality constraint through explicit architectural design. Within the outcome regression network (see Section 4.3), we physically block the pathway from  $\mathbf{z}_i$  to the outcome prediction. By permitting only the environment  $\mathbf{e}_i$  and treatment  $t_i$  to influence the outcome, we structurally ensure that the IV affects the outcome only indirectly through the treatment variable.

### 4.3. Two-Stage Causal Effect Estimation

To prevent gradient conflicts and information leakage between the disentangling task and the causal inference task, we adopt a two-stage training strategy.

First, in Stage 1 (i.e., treatment regression), we primarily focus on recovering IVs and fitting the treatment variable. The overall objective function is the weighted sum of multi-task losses:

$$\mathcal{L}_{Stage1} = \mathcal{L}_{treat} + \beta \mathcal{L}_{ELBO} + \lambda \mathcal{L}_{ortho}, \quad (16)$$

This stage focuses on learning a robust latent space where  $\mathbf{z}_i$  is effectively decoupled and validated as relevant IVs. Concurrently, treatment variables are fitted to provide treatment inputs for causal effect estimation in the subsequent stage.

Upon convergence of Stage 1, all parameters are frozen to estimate latent outcomes. In Stage 2 (i.e., outcome regression), we employ an independent  $\text{GCN}_Y$  to learn the confounder proxy  $\mathbf{e}_i$  specifically for outcome regression. This strategy effectively decouples outcome modelling from GCN in Stage 1, which is primarily optimised for treatment fitting, thereby preventing task interference. Subsequently, we construct an outcome regression network  $f_Y$  and train it to minimise the Mean Squared Error (MSE):

$$\begin{aligned} \mathbf{e}'_i &= \text{GCN}_Y(\mathbf{X}, \mathbf{A})_i \\ &= \sigma\left(\sum_{j \in \mathcal{N}_i \cup \{i\}} \frac{1}{\sqrt{\tilde{d}_i \tilde{d}_j}} \mathbf{W}'_{env} \mathbf{x}_j\right), \end{aligned} \quad (17)$$

$$\mathcal{L}_{Stage2} = \frac{1}{N} \sum_{i=1}^N (y_i - f_Y(\mathbf{e}'_i, \hat{t}_i))^2, \quad (18)$$

Following prior research (Guo et al., 2020; Zhao et al., 2024b; Chen et al., 2024), we utilise the confounder proxy  $\mathbf{e}_i$  to correct for confounding bias. The pseudocode for the DisIV algorithm is shown in Algorithm 1. Additionally, we have analysed the time complexity in the Ap-

---

#### Algorithm 1 DisIV Algorithm.

---

**Require:** Graph  $\mathcal{G} = (\mathbf{X}, \mathbf{A})$ , Treatment  $T$ , Outcome  $Y$ , Hyperparams  $\beta, \lambda$

**Ensure:** Trained parameters for Causal Inference

```

1: Stage 1: Treatment Regression & IV Discovery
2: Initialize  $\mathbf{W}_{env}, \phi, \theta, \theta_{f_T}$ 
3: while not converged do
4:    $\mathbf{E} \leftarrow \text{GCN}(\mathbf{X}, \mathbf{A}; \mathbf{W}_{env})$  Eq. (6)
5:    $\mu_\phi, \sigma_\phi \leftarrow \text{Encoder}(\mathbf{X}; \phi)$  Eq. (7)
6:    $\mathbf{z} \leftarrow \mu_\phi + \sigma_\phi \odot \epsilon$  Eq. (8)
7:    $\hat{\mathbf{X}} \leftarrow \text{Decoder}(\mathbf{z}, \mathbf{e}; \theta)$  Eq. (9)
8:    $\mathcal{L}_{ELBO} \leftarrow ELBO(\mathbf{z}, \mathbf{e})$  Eq. (13)
9:    $\mathcal{L}_{ortho} \leftarrow Reg(\mathbf{z}, \mathbf{e})$  Eq. (14)
10:   $\mathcal{L}_{treat} \leftarrow \sigma(f_T([\mathbf{z}, \mathbf{e}]; \theta_{f_T}))$  Eq. (15)
11:   $\mathcal{L}_{Stage1} \leftarrow \mathcal{L}_{treat} + \beta \mathcal{L}_{ELBO} + \lambda \mathcal{L}_{ortho}$  Eq. (16)
12:  Update  $\{\mathbf{W}_{env}, \phi, \theta, \theta_{f_T}\}$  minimizing  $\mathcal{L}_{Stage1}$ 
13: end while
14: Stage 2: Outcome Regression
15: Freeze  $\mathbf{W}_{env}, \phi, \theta, \theta_{f_T}$ 
16: Initialize  $\mathbf{W}'_{env}$  and  $\theta_{f_Y}$ 
17: while not converged do
18:    $\mathbf{e}' \leftarrow \text{GCN}_Y(\mathbf{X}, \mathbf{A}; \mathbf{W}'_{env})$  Eq. (17)
19:    $\mathcal{L}_{Stage2} \leftarrow \text{MSE}(Y, f_Y(\mathbf{e}', \hat{t}_i))$  Eq. (18)
20:   Update  $\{\mathbf{W}'_{env}, \theta_{f_Y}\}$  minimizing  $\mathcal{L}_{Stage2}$ 
21: end while
    
```

---

pendix B. The source code for DisIV is available at <https://anonymous.4open.science/r/DisIV>.

## 5. Experiments

In this section, we conduct extensive experiments on two widely used real-world network datasets to address the following core research questions:

- RQ1 (Causal Effect Estimation): Does DisIV outperform existing state-of-the-art baselines in estimating ITE and ATE?
- RQ2 (Ablation Study): What contributions do the proposed structural disentangling mechanism and IV validity constraints make to model performance?
- RQ3 (Validity of Identification): Does DisIV validly recover the ground-truth IVs and effectively decouple them from environmental confounding?

### 5.1. Experimental Setup

**Datasets.** We employed two widely used semi-synthetic datasets, BlogCatalog (BC) and Flickr (Jiang & Sun, 2022), to validate the effectiveness of the proposed DisIV method. Due to space constraints, detailed information about the datasets is provided in the Appendix C.

**Table 1. Results on BC Dataset.** We report the Mean  $\pm$  Std of  $\sqrt{\epsilon_{PEHE}}$  and  $\epsilon_{ATE}$ . Here, “a-b” denotes the weighting configuration with  $\mathbf{w}_C = a$  and  $\mathbf{w}_U = b$  regulating the intensity of  $C_{net}$  and  $U$ , respectively. The best results are highlighted in **bold**.

METHOD	WITHIN-SAMPLE			OUT-OF-SAMPLE		
	0.5-0.5	0.5-1.0	1.0-1.0	0.5-0.5	0.5-1.0	1.0-1.0
<i>Metric: <math>\sqrt{\epsilon_{PEHE}}</math> <math>\downarrow</math></i>						
CFR	0.78 $\pm$ 0.43	0.97 $\pm$ 0.65	1.35 $\pm$ 0.91	0.78 $\pm$ 0.44	1.34 $\pm$ 0.69	1.35 $\pm$ 0.91
TARNET	1.42 $\pm$ 0.50	2.11 $\pm$ 0.74	2.01 $\pm$ 1.57	1.46 $\pm$ 0.54	2.18 $\pm$ 0.80	2.01 $\pm$ 1.56
NETDECONF	0.88 $\pm$ 0.52	1.62 $\pm$ 0.89	1.55 $\pm$ 0.19	0.83 $\pm$ 0.43	1.55 $\pm$ 0.91	1.34 $\pm$ 0.25
DEEPIV	1.31 $\pm$ 1.88	1.23 $\pm$ 0.86	3.27 $\pm$ 2.77	1.31 $\pm$ 1.88	1.22 $\pm$ 0.86	3.27 $\pm$ 2.77
NETIV	0.97 $\pm$ 0.63	1.49 $\pm$ 0.62	1.48 $\pm$ 0.24	0.91 $\pm$ 0.65	1.33 $\pm$ 0.59	1.31 $\pm$ 0.29
<b>DisIV</b>	<b>0.73 <math>\pm</math> 0.35</b>	<b>0.77 <math>\pm</math> 0.25</b>	<b>1.09 <math>\pm</math> 0.36</b>	<b>0.69 <math>\pm</math> 0.34</b>	<b>0.72 <math>\pm</math> 0.24</b>	<b>1.13 <math>\pm</math> 0.39</b>
<i>Metric: <math>\epsilon_{ATE}</math> <math>\downarrow</math></i>						
CFR	0.64 $\pm$ 0.33	1.33 $\pm$ 0.71	1.34 $\pm$ 0.92	0.62 $\pm$ 0.33	1.33 $\pm$ 0.70	1.34 $\pm$ 0.92
TARNET	0.83 $\pm$ 0.57	1.60 $\pm$ 0.69	1.95 $\pm$ 1.63	0.88 $\pm$ 0.52	1.67 $\pm$ 0.58	1.95 $\pm$ 1.63
NETDECONF	0.41 $\pm$ 0.32	1.21 $\pm$ 0.99	0.82 $\pm$ 0.48	0.47 $\pm$ 0.36	1.18 $\pm$ 1.00	0.70 $\pm$ 0.52
DEEPIV	1.26 $\pm$ 1.92	1.21 $\pm$ 0.87	3.26 $\pm$ 2.77	1.26 $\pm$ 1.92	1.21 $\pm$ 0.87	3.26 $\pm$ 2.78
NETIV	0.60 $\pm$ 0.68	0.52 $\pm$ 0.48	0.65 $\pm$ 0.52	0.60 $\pm$ 0.74	0.52 $\pm$ 0.45	0.60 $\pm$ 0.48
<b>DisIV</b>	<b>0.40 <math>\pm</math> 0.43</b>	<b>0.41 <math>\pm</math> 0.27</b>	<b>0.57 <math>\pm</math> 0.58</b>	<b>0.40 <math>\pm</math> 0.43</b>	<b>0.40 <math>\pm</math> 0.27</b>	<b>0.60 <math>\pm</math> 0.59</b>

**Table 2. Results on Flickr Dataset.** We report the Mean  $\pm$  Std of  $\sqrt{\epsilon_{PEHE}}$  and  $\epsilon_{ATE}$ . The best results are highlighted in **bold**.

METHOD	WITHIN-SAMPLE			OUT-OF-SAMPLE		
	0.5-0.5	0.5-1.0	1.0-1.0	0.5-0.5	0.5-1.0	1.0-1.0
<i>Metric: <math>\sqrt{\epsilon_{PEHE}}</math> <math>\downarrow</math></i>						
CFR	2.50 $\pm$ 1.41	1.69 $\pm$ 1.49	1.32 $\pm$ 1.15	2.50 $\pm$ 1.41	1.69 $\pm$ 1.49	1.33 $\pm$ 1.15
TARNET	2.82 $\pm$ 1.42	2.38 $\pm$ 0.72	4.85 $\pm$ 5.02	2.79 $\pm$ 1.41	2.38 $\pm$ 0.72	4.81 $\pm$ 5.04
NETDECONF	1.55 $\pm$ 0.41	1.77 $\pm$ 0.70	1.83 $\pm$ 0.44	1.29 $\pm$ 0.39	1.67 $\pm$ 0.46	1.73 $\pm$ 0.63
DEEPIV	3.20 $\pm$ 2.45	1.26 $\pm$ 0.45	3.08 $\pm$ 3.34	3.21 $\pm$ 2.45	1.26 $\pm$ 0.45	3.08 $\pm$ 3.33
NETIV	1.86 $\pm$ 0.65	1.93 $\pm$ 0.78	2.35 $\pm$ 0.92	1.30 $\pm$ 0.57	1.52 $\pm$ 0.52	1.74 $\pm$ 0.47
<b>DisIV</b>	<b>0.85 <math>\pm</math> 0.39</b>	<b>0.83 <math>\pm</math> 0.21</b>	<b>1.13 <math>\pm</math> 0.16</b>	<b>0.82 <math>\pm</math> 0.37</b>	<b>0.89 <math>\pm</math> 0.16</b>	<b>1.08 <math>\pm</math> 0.27</b>
<i>Metric: <math>\epsilon_{ATE}</math> <math>\downarrow</math></i>						
CFR	2.49 $\pm$ 1.42	1.65 $\pm$ 1.53	1.30 $\pm$ 1.16	2.49 $\pm$ 1.41	1.65 $\pm$ 1.52	1.31 $\pm$ 1.16
TARNET	1.70 $\pm$ 1.50	2.33 $\pm$ 0.75	3.46 $\pm$ 5.37	1.65 $\pm$ 1.55	2.33 $\pm$ 0.75	3.46 $\pm$ 5.41
NETDECONF	0.85 $\pm$ 0.49	0.79 $\pm$ 0.70	0.86 $\pm$ 0.59	0.73 $\pm$ 0.47	0.82 $\pm$ 0.54	0.83 $\pm$ 0.61
DEEPIV	3.20 $\pm$ 2.45	1.25 $\pm$ 0.46	3.07 $\pm$ 3.34	3.20 $\pm$ 2.46	1.25 $\pm$ 0.46	3.07 $\pm$ 3.34
NETIV	0.71 $\pm$ 0.37	0.89 $\pm$ 0.72	0.97 $\pm$ 0.62	0.67 $\pm$ 0.38	0.89 $\pm$ 0.54	0.95 $\pm$ 0.51
<b>DisIV</b>	<b>0.66 <math>\pm</math> 0.45</b>	<b>0.37 <math>\pm</math> 0.39</b>	<b>0.41 <math>\pm</math> 0.29</b>	<b>0.63 <math>\pm</math> 0.44</b>	<b>0.39 <math>\pm</math> 0.41</b>	<b>0.42 <math>\pm</math> 0.23</b>

**Data Generation Process.** Due to the absence of counterfactual outcomes in real-world data, we constructed semi-synthetic data incorporating feature entanglement properties. First, we decoupled observed features into latent IVs  $\mathbf{Z}_{true}$  and environmental confounders  $\mathbf{C}_{net}$ , while introducing unobservable confounders  $\mathbf{U}$ . When generating the treatment variable  $t_i$  and outcome variable  $y_i$ , we introduced key weighting parameters  $\mathbf{w}_X$ ,  $\mathbf{w}_{IV}$ ,  $\mathbf{w}_C$ , and  $\mathbf{w}_U$ , which control the weights of different variables respectively. It is noteworthy that the generation of the outcome variable  $y_i$  strictly excludes  $\mathbf{Z}_{true}$  to satisfy the IV’s exclusivity assumption. Detailed generation formulas and parameter settings are provided in the Appendix D.

**Validation Metrics.** We adopt two standard metrics. The Precision in Estimation of Heterogeneous Effect ( $\sqrt{\epsilon_{PEHE}}$ )

measures the root mean squared error of ITE estimates, defined as:

$$\sqrt{\epsilon_{PEHE}} = \sqrt{\frac{1}{N} \sum_{i=1}^N (\hat{\tau}_i - \tau_i)^2}. \quad (19)$$

The ATE error ( $\epsilon_{ATE}$ ) quantifies the absolute bias of the ATE, defined as:

$$\epsilon_{ATE} = |\hat{\tau}_{ATE} - \tau_{ATE}|. \quad (20)$$

**Baseline.** To comprehensively evaluate performance, we compare DisIV with five representative baselines spanning classical causal inference and network-aware deep learning methods. CFR mitigates confounding via IPM-based distri-

Table 3. **Ablation Study Results.** We report the Mean  $\pm$  Std of  $\sqrt{\epsilon_{PEHE}}$  and  $\epsilon_{ATE}$  on the BC dataset.

METHOD	WITHIN-SAMPLE	OUT-OF-SAMPLE
	0.5-0.5	0.5-0.5
<i>Metric: <math>\sqrt{\epsilon_{PEHE}}</math> ↓</i>		
DISIV-VAE	0.80 $\pm$ 0.64	0.84 $\pm$ 0.64
DISIV-w/o REG	0.81 $\pm$ 0.60	0.80 $\pm$ 0.59
<b>DISIV</b>	<b>0.73 <math>\pm</math> 0.35</b>	<b>0.69 <math>\pm</math> 0.34</b>
<i>Metric: <math>\epsilon_{ATE}</math> ↓</i>		
DISIV-VAE	0.58 $\pm$ 0.75	0.59 $\pm$ 0.76
DISIV-w/o REG	0.58 $\pm$ 0.70	0.58 $\pm$ 0.68
<b>DISIV</b>	<b>0.40 <math>\pm</math> 0.43</b>	<b>0.40 <math>\pm</math> 0.43</b>

bution balancing but ignores network structure, while *TAR-Net* removes the balancing regularisation and relies solely on representation learning. *NetDeconf* leverages GCNs for confounder adjustment, assuming network information can proxy latent confounders. *DeepIV* serves as a general deep IV baseline; in the absence of true IVs, we use  $\mathbf{X}$  together with the  $\mathbf{A}$  as IV inputs. *NetIV* is a recent method for recovering IVs from network observation data. Detailed baseline information is provided in the Appendix E.

Due to space constraints, we present the **Experimental Details** in the F.

## 5.2. Results Comparison (RQ1)

We systematically compared DisIV against five state-of-the-art (SOTA) baseline methods across two datasets (BC and Flickr), comprehensively evaluating both the ITE and ATE. Experiments spanned both within-sample and out-of-sample settings, examining model performance under varying levels of confounding intensity.

As demonstrated in Tables 1 and 2, DisIV achieved optimal performance across all experimental settings. Firstly, compared to IID-based methods (such as CFR and TARNet) that neglect data dependencies, DisIV’s explicit modelling of neighbour information enables more precise adjustment for network-induced confounding biases. This advantage is particularly pronounced in the larger, structurally more complex Flickr dataset. Secondly, although NetDeconf also utilises neighbour information, DisIV further explicitly decouples individual-specific variation in observational data from environmental proxies, thereby enabling finer-grained bias removal. Finally, compared with IV-based methods, DisIV effectively mitigates DeepIV’s reliance on predefined IVs while avoiding the confounding noise introduced by NetIV’s coarse treatment of neighbours as IVs. By constructing pure latent IVs, DisIV ensures the validity of causal inference.

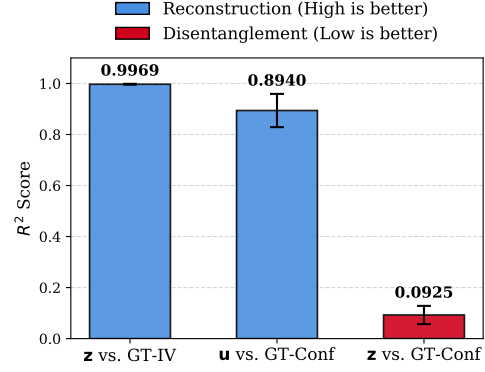


Figure 3. Quantitative analysis of latent factor validity on the BC dataset. The GT-IV denotes  $\mathbf{Z}_{true}$ , and the GT-Conf denotes  $\mathbf{C}_{net}$ .

## 5.3. Ablation Study (RQ2)

To validate the efficacy of each component within DisIV, we conducted ablation experiments and constructed the following two variants: (1) *DisIV-VAE*. This variant removes the conditional constraint on the confounder proxy  $\mathbf{z}_i$  in Decoder  $p_{\theta}(\mathbf{x}_i|\mathbf{z}_i, \mathbf{e}_i)$ . (2) *DisIV-w/o Reg*. This variant removes the orthogonality regularisation term.

As shown in Table 3, DisIV demonstrates significantly superior performance compared to its variants, confirming the effectiveness of its key components. Specifically, the performance degradation of DisIV-VAE indicates that the absence of decoder conditional constraints forces environmental information to leak into  $\mathbf{z}$ . Meanwhile, the inferiority of DisIV-w/o Reg demonstrates that structure alone is insufficient to fully eliminate residual correlations. This suggests that the asymmetric structure provides the disentangling foundation, while orthogonal regularisation offers stringent safeguards; their synergy ensures the purity of the latent IVs. More experimental results are presented in the Appendix G.

## 5.4. Analysis of Latent Disentanglement (RQ3)

To validate the effectiveness of DisIV, we employed the coefficient of determination ( $R^2$  Score) to quantitatively assess the linear alignment between the learned latent representations ( $\mathbf{z}$ ,  $\mathbf{u}$ ) and the ground-truth (GT) factors.

As shown in Figure 3, the latent factors recovered by DisIV exhibit an exceptionally high degree of alignment with the GT factors (high  $R^2$ ). Crucially, the  $\mathbf{z}$  maintains an extremely low  $R^2$  level with the true environmental confounders. This result conclusively demonstrates that DisIV successfully decouples the latent IVs from confounding factors while capturing useful information from the observed data. More experimental results are presented in the Appendix H.



## 6. Conclusion

In this paper, we propose DisIV, a disentangled IV framework for networked environments that explicitly separates individual-specific information (i.e., latent IVs) from confounder information in observational data. Specifically, we devise an asymmetric inference-generation structure to extract latent factors, combined with a constrained optimisation mechanism to synergistically purify IVs. Extensive experimental results demonstrate that DisIV effectively decouples high-quality latent IVs, thereby enabling unbiased causal effect estimation within complex network settings.

## Impact Statement

This paper presents work whose goal is to advance the field of Machine Learning. There are many potential societal consequences of our work, none which we feel must be specifically highlighted here.

## References

- Angrist, J. D. and Imbens, G. W. Two-stage least squares estimation of average causal effects in models with variable treatment intensity. *Journal of the American statistical Association*, 90(430):431–442, 1995.
- Angrist, J. D., Imbens, G. W., and Rubin, D. B. Identification of causal effects using instrumental variables. *Journal of the American statistical Association*, 91(434): 444–455, 1996.
- Athey, S. and Wager, S. Estimating treatment effects with causal forests: An application. *Observational studies*, 5 (2):37–51, 2019.
- Cai, R., Yang, Z., Chen, W., Yan, Y., and Hao, Z. Generalization bound for estimating causal effects from observational network data. In *Proceedings of the 32nd ACM International Conference on Information and Knowledge Management*, pp. 163–172, 2023.
- Cai, R., Wu, Y., Huang, X., Chen, W., Fu, T. Z., and Hao, Z. Granger causal representation learning for groups of time series. *Science China Information Sciences*, 67(5): 152103, 2024.
- Chen, W., Cai, R., Yang, Z., Qiao, J., Yan, Y., Li, Z., and Hao, Z. Doubly robust causal effect estimation under networked interference via targeted learning. In *Proceedings of the 41st International Conference on Machine Learning*, pp. 6457–6485, 2024.
- Cheng, D., Li, J., Liu, L., Yu, K., Le, T. D., and Liu, J. Discovering ancestral instrumental variables for causal inference from observational data. *IEEE Transactions on Neural Networks and Learning Systems*, 35(8):11542–11552, 2023a.
- Cheng, D., Xu, Z., Li, J., Liu, L., Liu, J., and Le, T. D. Conditional instrumental variable regression with representation learning for causal inference. *arXiv preprint arXiv:2310.01865*, 2023b.
- Cheng, D., Xu, Z., Li, J., Liu, L., Liu, J., Gao, W., and Le, T. D. Instrumental variable estimation for causal inference in longitudinal data with time-dependent latent confounders. In *Proceedings of the AAAI Conference on Artificial Intelligence*, volume 38, pp. 11480–11488, 2024.
- Chipman, H. A., George, E. I., and McCulloch, R. E. BART: Bayesian additive regression trees. *The Annals of Applied Statistics*, 4(1):266 – 298, 2010.
- Cui, Z., Tang, X., Qiao, Y., He, B., Chen, L., He, X., and Ma, C. Treatment-aware hyperbolic representation learning for causal effect estimation with social networks. In *Proceedings of the 2024 SIAM International Conference on Data Mining (SDM)*, pp. 289–297. SIAM, 2024.
- Guo, R., Li, J., and Liu, H. Learning individual causal effects from networked observational data. In *Proceedings of the 13th international conference on web search and data mining*, pp. 232–240, 2020.
- Hartford, J., Lewis, G., Leyton-Brown, K., and Taddy, M. Deep iv: A flexible approach for counterfactual prediction. In *International Conference on Machine Learning*, pp. 1414–1423. PMLR, 2017.
- Heckman, J. J., Urzua, S., and Vytlačil, E. Understanding instrumental variables in models with essential heterogeneity. *The review of economics and statistics*, 88(3): 389–432, 2006.
- Huang, Z., Cheng, D., Liu, L., Li, J., Lu, G., and Zhang, S. Interaction-data-guided conditional instrumental variables for debiasing recommender systems. In *Proceedings of the Thirty-Fourth International Joint Conference on Artificial Intelligence*, pp. 2955–2963, 2025a.
- Huang, Z., Zhang, S., Cheng, D., Li, J., Liu, L., Lu, G., and Zhang, G. Learning instrumental variable representation for debiasing in recommender systems. *Neural Networks*, pp. 107977, 2025b.
- Imbens, G. W. Causal inference in the social sciences. *Annual Review of Statistics and Its Application*, 11, 2024.
- Jiang, S. and Sun, Y. Estimating causal effects on networked observational data via representation learning. In *Proceedings of the 31st ACM International Conference on Information & Knowledge Management*, pp. 852–861, 2022.

- Kingma, D. P. and Welling, M. Auto-encoding variational bayes. *arXiv preprint arXiv:1312.6114*, 2013.
- Kipf, T. N. and Welling, M. Semi-supervised classification with graph convolutional networks. *arXiv preprint arXiv:1609.02907*, 2016.
- Li, X. and Yao, L. Distribution-conditioned adversarial variational autoencoder for valid instrumental variable generation. In *Proceedings of the AAAI Conference on Artificial Intelligence*, volume 38, pp. 13664–13672, 2024.
- Louizos, C., Shalit, U., Mooij, J. M., Sontag, D., Zemel, R., and Welling, M. Causal effect inference with deep latent-variable models. *Advances in neural information processing systems*, 30, 2017.
- Ma, J., Wan, M., Yang, L., Li, J., Hecht, B., and Teevan, J. Learning causal effects on hypergraphs. In *Proceedings of the 28th ACM SIGKDD Conference on Knowledge Discovery and Data Mining*, pp. 1202–1212, 2022.
- Ma, J., Chen, C., Vullikanti, A., Mishra, R., Madden, G., Borrajo, D., and Li, J. A look into causal effects under entangled treatment in graphs: Investigating the impact of contact on mrsa infection. In *Proceedings of the 29th ACM SIGKDD Conference on Knowledge Discovery and Data Mining*, pp. 4584–4594, 2023.
- Pearl, J. *Causality*. Cambridge university press, 2009.
- Rubin, D. B. Estimating causal effects of treatments in randomized and nonrandomized studies. *Journal of educational Psychology*, 66(5):688, 1974.
- Shalit, U., Johansson, F. D., and Sontag, D. Estimating individual treatment effect: generalization bounds and algorithms. In *International conference on machine learning*, pp. 3076–3085. PMLR, 2017.
- Shi, C., Blei, D., and Veitch, V. Adapting neural networks for the estimation of treatment effects. *Advances in neural information processing systems*, 32, 2019.
- Sohn, K., Lee, H., and Yan, X. Learning structured output representation using deep conditional generative models. *Advances in neural information processing systems*, 28, 2015.
- Solera-Rico, A., Sanmiguel Vila, C., Gómez-López, M., Wang, Y., Almashjary, A., Dawson, S. T., and Vinuesa, R.  $\beta$ -variational autoencoders and transformers for reduced-order modelling of fluid flows. *Nature Communications*, 15(1):1361, 2024.
- Wu, A., Kuang, K., Xiong, R., and Wu, F. Instrumental variables in causal inference and machine learning: A survey. *ACM Computing Surveys*, 57(11):1–36, 2025.
- Yao, L., Li, S., Li, Y., Huai, M., Gao, J., and Zhang, A. Representation learning for treatment effect estimation from observational data. *Advances in neural information processing systems*, 31, 2018.
- Yuan, J., Wu, A., Kuang, K., Li, B., Wu, R., Wu, F., and Lin, L. Auto iv: Counterfactual prediction via automatic instrumental variable decomposition. *ACM Transactions on Knowledge Discovery from Data (TKDD)*, 16(4):1–20, 2022.
- Zhang, G., Cheng, D., Yuan, G., and Zhang, S. Learning fair representations via rebalancing graph structure. *Information Processing & Management*, 61(1):103570, 2024.
- Zhang, H., Tang, H., Sun, Y., He, S., and Li, Z. Modality-specific interactive attack for vision-language pre-training models. *IEEE Trans. Inf. Forensics Secur.*, 20:5663 – 5677, 2025.
- Zhao, Z., Bai, Y., Xiong, R., Cao, Q., Ma, C., Jiang, N., Wu, F., and Kuang, K. Learning individual treatment effects under heterogeneous interference in networks. *ACM Transactions on Knowledge Discovery from Data*, 18(8): 1–21, 2024a.
- Zhao, Z., Wu, A., Kuang, K., Xiong, R., Li, B., Wang, Z., and Wu, F. Networked instrumental variable for treatment effect estimation with unobserved confounders. *IEEE Transactions on Knowledge and Data Engineering*, 2024b.

## A. Instrumental Variable

Instrumental Variables (IVs) are exogenous variables that influence outcomes solely through their strong association with the treatment variable. The valid IVs should satisfy the following three assumptions:

**Definition A.1** (Valid Instrumental Variable). A latent variable  $\mathbf{z}_i$  constitutes a valid IV if and only if it satisfies:

- **Relevance:**  $\mathbf{z}_i \not\perp t_i$ . The latent variable  $\mathbf{z}_i$  must be correlated with the treatment variable  $t_i$ .
- **Exclusion:**  $P(y_i | t_i, \mathbf{z}_i, \mathbf{u}_i) = P(y_i | t_i, \mathbf{u}_i)$ . That is,  $\mathbf{z}_i$  has no direct effect on the outcome, exerting its influence solely indirectly through the treatment variable.
- **Unconfoundedness:**  $\mathbf{z}_i \perp \mathbf{u}_i$ . The latent variable  $\mathbf{z}_i$  must remain independent of the confounders  $\mathbf{u}_i$ .

## B. Complexity Analysis

We provide a detailed complexity analysis of DisIV. Let  $N$  and  $M$  denote the number of nodes and edges,  $D$  the input dimension, and  $d$  the latent dimension. In our implementation,  $d$  is significantly larger than the reduced input dimension  $D$ .

The computational cost per epoch is determined by two key components:

- **Graph Aggregation (GCN):** The environment encoder employs  $L$  GCN layers. Each layer performs sparse matrix multiplication for neighbour aggregation, scaling as  $\mathcal{O}(L \cdot M \cdot d)$ .
- **Asymmetric Inference & Generation:** This part involves dense matrix operations. The *Encoder* maps input features to latent factors ( $\mathbb{R}^D \rightarrow \mathbb{R}^d$ ), costing  $\mathcal{O}(N \cdot D \cdot d)$ . The *Decoder* reconstructs features conditioned on the proxy ( $\mathbb{R}^{2d} \rightarrow \mathbb{R}^D$ ), scaling as  $\mathcal{O}(N \cdot 2d \cdot D)$ . Crucially, since  $d \gg D$ , the dominant cost arises from the internal transformations within the hidden layers of the MLPs, which scales as  $\mathcal{O}(N \cdot d^2)$ .

Since  $L$ ,  $D$ , and  $d$  are constants relative to the graph size, the complexity remains linear with respect to the number of nodes and edges, i.e.,  $\mathcal{O}(N + M)$ . This ensures that DisIV is highly efficient and scalable to large-scale networked data. Summing these components over  $E$  epochs, the total time complexity is:

$$\mathcal{T}_{\text{total}} \approx \mathcal{O}(E \cdot (LMd + Nd^2)). \quad (21)$$

## C. Datasets

We employed two widely used semi-synthetic datasets, BlogCatalog and Flickr, to validate the effectiveness of the proposed DisIV method.

- **BlogCatalog (BC)** is a social network dataset derived from a blogging platform, where nodes represent users and edges denote social links. Node attributes are constructed from keywords extracted from blog content.
- **Flickr** is a user interaction network with follow relationships, where node features are constructed from image tags reflecting users' content preferences.

The statistical information for the BC and Flickr datasets is shown in Table 4.

Table 4. Statistics of the datasets.

Dataset	# Nodes	# Edges
BlogCatalog	5,196	171,743
Flickr	7,575	239,738

## D. Data Generation Process

In real-world scenarios, observational data lacks counterfactual outcomes. Therefore, following existing research (Guo et al., 2020; Zhao et al., 2024b; Jiang & Sun, 2022), we generate corresponding data based on real datasets. To address high-dimensional sparse attributes, we first employ Latent Dirichlet Allocation (LDA) to reduce the dimensionality of raw node attributes to  $K = 10$  dimensions, thereby obtaining a high-density feature matrix  $\mathbf{X}_{raw}$ . To simulate feature entanglement, we devise the following generation mechanism:

First, we partition the reduced-dimension feature matrix  $\mathbf{X}_{raw}$  along the feature dimension into two subspaces:

$$\mathbf{X}_{raw} = [\mathbf{X}_{IV} || \mathbf{X}_{Conf}], \quad (22)$$

simulating latent IV sources and environmental confounding sources, respectively. The generation mechanisms for  $\mathbf{X}_{IV}$  and  $\mathbf{X}_{Conf}$  are as follows:

- Construction of Latent IVs: To model implicit and highly entangled IV in real-world scenarios, we design latent IVs as hidden variables generated from individual-specific features via multi-layer nonlinear mappings. Specifically, we apply the following transformation to  $\mathbf{X}_{IV}$ :

$$\mathbf{Z}_{true} = \tanh(\mathbf{X}_{IV} \mathbf{W}_{proj}), \quad (23)$$

where  $\mathbf{W}_{proj}$  is a random projection matrix. This ensures a complex nonlinear relationship between the IV and the original features.

- Construction of environmental confounding: We introduce network homogeneity effects to the latter half of the features:

$$\mathbf{C}_{net} = \mathbf{A} \mathbf{X}_{Conf}. \quad (24)$$

This simulates the characteristic of environmental confounding, often defined by neighbour structures.

Beyond the observed features, we introduce an unobserved confounder  $\mathbf{U} \sim \mathcal{N}(0, 1)$  to model confounding factors that are inherently unobservable in practice.

Subsequently, we simulate the assignment of intervention strategies. The binary treatment variable  $t_i \in \{0, 1\}$  is jointly determined by the individual's specific IV, environmental confounders, raw features, and unobserved confounders. The generation formula is as follows:

$$t_i \sim \text{Bernoulli}(\sigma(\mathcal{L}_i)), \quad (25)$$

$$\mathcal{L}_i = \mathbf{Z}_{true} \mathbf{w}_{IV} + \mathbf{C}_{net} \mathbf{w}_C + \mathbf{X}_{raw} \mathbf{w}_X + \mathbf{U} \mathbf{w}_U. \quad (26)$$

where  $\sigma(\cdot)$  denotes the Sigmoid function, and each weight coefficient controls the strength of influence exerted by different factors on treatment assignment. This construction introduces strong endogeneity while ensuring  $\mathbf{Z}_{true}$  remains significantly correlated with the treatment variable, thereby satisfying the correlation assumption at the data level.

Finally, we simulate the generation of the Outcome. The outcome variable  $y_i$  is generated as follows:

$$y_i = \beta_T t_i + \mathbf{C}_{net} \mathbf{w}_C + \mathbf{X}_{raw} \mathbf{w}_X + \mathbf{U} \mathbf{w}_U + \epsilon, \quad (27)$$

where  $\epsilon$  is an IID noise term. It is particularly noteworthy that  $\mathbf{Z}_{true}$  is explicitly excluded from the outcome generation formula. Its influence on the outcome variable is entirely mediated through the treatment variable  $t_i$ , thereby strictly satisfying the exclusivity constraint at the data generation level. Should the model accurately recover  $\mathbf{Z}_{true}$  and employ it as an IV, it would eliminate the confounding bias arising from  $\mathbf{U}$  and  $\mathbf{C}_{net}$ .

## E. Baseline

To comprehensively evaluate performance, we compare DisIV with five representative baselines spanning classical causal inference and network-aware deep learning methods:

- *Treatment-Agnostic Representation Network (TARNet)* (Shalit et al., 2017): TARNet employs a dual-head architecture to learn representations, eschewing the treatment of interventions as mere covariates. TARNet projects input features into a shared latent space, which then bifurcates into independent branches to model the potential outcomes for treated and control groups separately.



Table 5. **Ablation Study Results.** We report the Mean  $\pm$  Std of  $\sqrt{\epsilon_{PEHE}}$  and  $\epsilon_{ATE}$  on the Flickr dataset.

METHOD	WITHIN-SAMPLE	OUT-OF-SAMPLE
	0.5-0.5	0.5-0.5
<i>Metric: <math>\sqrt{\epsilon_{PEHE}}</math> ↓</i>		
DisIV-VAE	1.08 $\pm$ 0.49	1.10 $\pm$ 0.54
DisIV-w/o REG	1.08 $\pm$ 0.35	1.05 $\pm$ 0.41
<b>DisIV</b>	<b>0.85 <math>\pm</math> 0.39</b>	<b>0.82 <math>\pm</math> 0.37</b>
<i>Metric: <math>\epsilon_{ATE}</math> ↓</i>		
DisIV-VAE	0.72 $\pm$ 0.63	0.73 $\pm$ 0.65
DisIV-w/o REG	<b>0.65 <math>\pm</math> 0.56</b>	0.63 $\pm$ 0.58
<b>DisIV</b>	0.69 $\pm$ 0.34	<b>0.63 <math>\pm</math> 0.44</b>

- *Counterfactual Regression (CFR)* (Shalit et al., 2017): Building upon TARNet, CFR integrates a representation balancing mechanism to mitigate selection bias. By imposing an Integral Probability Metric (IPM, e.g., Wasserstein distance) regularization, it minimizes the distributional discrepancy between treated and control groups within the latent feature space.
- *Network Deconfounder (NetDeconf)* (Guo et al., 2020): NetDeconf addresses unobserved confounders in networked data by leveraging the network homophily assumption. NetDeconf utilizes Graph Convolutional Networks (GCNs) to aggregate neighbour information into a confounder proxy, which conditions the outcome regression to rectify network-induced confounding bias.
- *DeepIV* (Hartford et al., 2017): DeepIV extends the classical IV framework to deep neural architectures for handling unobserved confounders in nonlinear settings. DeepIV adopts a two-stage procedure: estimating the conditional treatment distribution, followed by optimizing a weighted loss function to fit the outcome model.
- *Networked IV (NetIV)* (Zhao et al., 2024b): NetIV exploits network topology to construct endogenous instruments in the absence of external IVs. Capitalizing on peer influence, NetIV employs Graph Neural Networks (GNNs) to extract IV signals from neighbour information.

## F. Experimental Details

All models were implemented using PyTorch and trained on an NVIDIA RTX 4090 GPU (24GB). Hyperparameters for all methods were selected via grid search on the validation set, with hidden layer dimensions set to 128 and the Adam optimiser employed. To mitigate randomness, experiments were conducted across five predefined data splits, with results presented as the mean  $\pm$  standard deviation across multiple runs. During the generation of the semi-synthetic dataset, we set  $\mathbf{w}_C$  and  $\mathbf{w}_U$  to  $\{0.5, 1.0\}$ , with other parameters set to 1.0.

## G. Ablation Study on the Flickr Dataset

The Table 5 presents a performance comparison of DisIV and its variants on the Flickr dataset. The results show that the complete model DisIV achieves optimal performance across most metrics, particularly exhibiting a significant advantage in  $\sqrt{\epsilon_{PEHE}}$ , which reflects the accuracy of individual heterogeneity estimation. In comparison, DisIV-VAE, which removes the conditional decoding structure, performs the worst, confirming the crucial role of asymmetric structures in preventing information leakage. The performance degradation of DisIV-w/o Reg on  $\sqrt{\epsilon_{PEHE}}$ , which removes the orthogonality constraint, demonstrates the necessity of explicit independence constraints for stripping residual confounding and ensuring the purity of IVs. In summary, both key components are indispensable for achieving effective latent IV discovery.

## H. Analysis of Latent Disentanglement on the Flickr Dataset

Our experiments on the Flickr dataset further verify the decoupling ability of DisIV, as shown in Figure 4. The results show that the latent factors recovered by DisIV accurately reflect the true factors, with a high corresponding  $R^2$  value; while the  $R^2$  value between the latent IV  $\mathbf{z}$  and the true confounder is close to zero, indicating that  $\mathbf{z}$  successfully captures

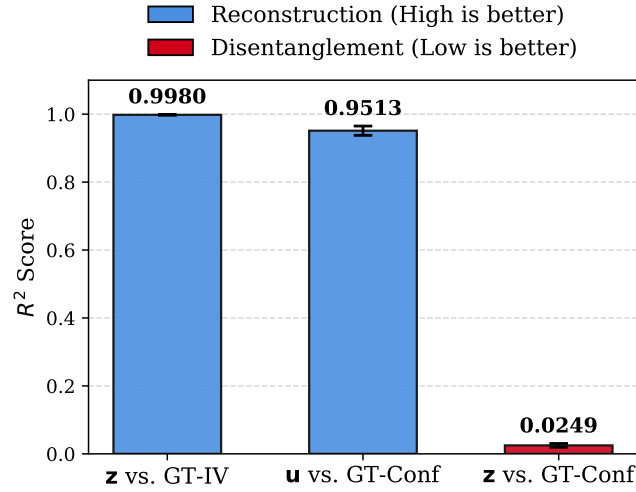


Figure 4. Quantitative analysis of latent factor validity on the Flickr dataset. The GT-IV denotes  $\mathbf{Z}_{true}$ , and the GT-Conf denotes  $\mathbf{C}_{net}$ .

individual-specific information without being affected by environmental confounders. The results in the Flickr dataset are consistent with those in the BC dataset, verifying its ability to effectively distinguish between latent IV and confounder under different data structures.