

Multicasting Pinching Antenna Systems With LoS Blockage

Muhammad Fainan Hanif, and Yuanwei Liu, *Fellow, IEEE*

Abstract—Pinching-antenna systems (PASS) represent a promising customizable wireless access mechanism in high-frequency bands, enabled by dielectric waveguides and movable dielectric particles, called pinching antennas (PAs). In this work, we study optimal position allocation of PAs in PASS for multicasting in the downlink when a line-of-sight (LoS) link does not necessarily exist between all users and the PAs. The multicasting problem is solved by leveraging minorization-maximization (MM) principle to yield a provably convergent algorithm. In each run of the MM based procedure, we solve a convex surrogate problem using two methods called the candidate search method (CSM) and the bisection search method (BSM). With both BSM and CSM, we not only report superior performance of the multicasting PASS in non-LoS environments compared to conventional antenna systems (CAS), but also determine that BSM yields better overall computational complexity when the number of users and PAs increases. For example, we report that when we have 8 PAs and 25 users, the execution time with the CSM is approximately 2.5 times that with the BSM.

Index Terms—Pinching antennas, multicasting, B5G, 6G.

I. INTRODUCTION

To prevail over free space path losses, either the end user can be directly connected with a wire or drawn close to the base station (BS). Naturally, both solutions are impractical to implement in conventional wireless systems. Motivated by this, leaky waveguide based pinching-antenna systems (PASS) were first prototyped and discussed by NTT DOCOMO in the pioneering work by Fukuda *et al.* [1]. The PASS are being envisaged to operate in high frequency sixth-generation (6G) networks to enhance communication zones and create them where they did not exist previously. Since the pioneering in depth study by Ding *et al.* [2], PASS have gained huge research interest.

Several aspects of PASS have already been explored in research literature. For instance, in Xu *et al.* [3], the authors solve the data rate maximization of downlink pinching antennas (PAs) by proposing a relaxed problem and a two-stage optimization algorithm to solve it. The impact of line-of-sight (LoS) blockage is explored in [4] by Ding *et al.*, where it is concluded that LoS blockage is particularly useful in a multiuser scenario using the performance metric of outage probability. Likewise, Wang *et al.* [5] look into the PA activation problem to maximize sum throughput when LoS blockages are considered. PASS aided multicasting of the same message to multiple users is investigated in [6] by Chen *et al.* A cross-entropy framework is proposed in [6] without considering communication barriers in LoS between

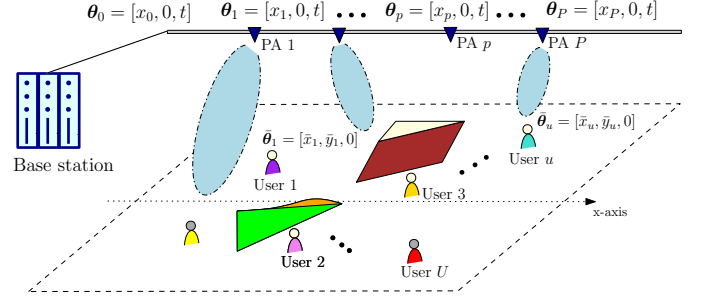


Fig. 1. Pinching antenna multicast transmission in the presence of blocking objects.

PAs and users. In the preprint by Shan *et al.* [7], the authors examine multicasting with preconfigured PA positions with no blockages.

In this paper, we study the impact of blockages on PA assisted physical layer multicasting system. By modeling the presence or absence of LoS using a Bernoulli random variable, we determine the positions of PAs along a waveguide such that the downlink mean signal-to-noise ratio (SNR) is maximized. Specifically, our contributions include: i) formulation of the main non-convex multicasting problem based on average downlink SNR; ii) rigorous development of a convex surrogate formulation for the multicasting problem to be used together with minorization-maximization (MM) framework; iii) two solutions of the proposed convex problem based on probing possible optimal decision variables and bisection search within each run of the MM approach; iv) comparison of the two methods from different perspectives, and v) numerical evaluation of the performance of the proposed solutions.

Notation: Unless otherwise mentioned, $\|\cdot\|$ represents the Euclidean norm, c^* is the conjugate of the complex number c , $\mathbb{E}_X[\cdot]$ denotes the expectation with respect to the random variable X , and $\Pr\{E\}$ is the probability of the event E . The notation $O(\cdot)$ represents the worst-case scenario of the algorithm's runtime, and ∇ denotes the gradient operator. Lastly, both v^* and v° are used to designate the optimal values of a decision variable v .

II. SYSTEM MODEL AND PROBLEM FORMULATION

We consider a downlink system consisting of a waveguide equipped with P PAs that communicate with U single antenna users as shown in Fig. 1. The waveguide is parallel to the horizontal axis located at a height t above the service area such that the common scalar signal with unit power propagates through it. The position of the p^{th} PA is $\theta_p = [x_p, 0, t]$. It is assumed that the user u is located at $\theta_u = [\bar{x}_u, \bar{y}_u, 0]$. The coordinates of the waveguide feed point are given as $\theta_0 = [x_0, 0, t]$. The phase shift in the signal from the feed point to the p^{th} PA is $\phi_p = \frac{2\pi}{\lambda_g} \|\theta_0 - \theta_p\|$, where $\lambda_g = \lambda/n_{\text{eff}}$ is the

M. F. Hanif is with the Institute of Electrical, Electronics and Computer Engineering, University of the Punjab, Lahore, Pakistan (email: fainan.hanif@gmail.com).

Y. Liu is with the Department of Electrical and Electronic Engineering, the University of Hong Kong, Hong Kong (email: yuanwei@hku.hk).

wavelength in the waveguide with an effective refractive index of n_{eff} , and λ is the free-space wavelength.

In addition to the above, the LoS path between PA p and a user u is modeled by an indicator random variable $\mathcal{I}_{u,p} \in \{0, 1\}$, where 1 and 0 indicate the presence and absence of LoS between p and u , respectively. Hence, the channel between PA p and user u is given by

$$\bar{h}_{u,p} = \mathcal{I}_{u,p} h_{u,p}, \quad (1)$$

where

$$h_{u,p} = \frac{\eta^{1/2}}{\|\bar{\theta}_u - \theta_p\|} e^{-j\frac{2\pi}{\lambda}\|\bar{\theta}_u - \theta_p\|} e^{-j\frac{2\pi}{\lambda_g}\|\bar{\theta}_0 - \theta_p\|}, \quad (2)$$

and where $\eta = \frac{c^2}{16\pi^2 f_c^2}$ represents the free space path loss coefficient where c is the speed of light, and f_c is the carrier frequency. Now, from [4], [8]

$$\Pr\{\mathcal{I}_{u,p} = 1\} = e^{-\alpha\|\bar{\theta}_u - \theta_p\|^2}, \quad (3)$$

where α is the LoS blockage parameter. The mean channel strength is therefore obtained as

$$\mathbb{E}_{\mathcal{I}_{u,p}}[|\bar{h}_{u,p}|^2] = \mathbb{E}_{\mathcal{I}_{u,p}}[|h_{u,p}|^2 \mathcal{I}_{u,p} = 1] \Pr\{\mathcal{I}_{u,p} = 1\} \quad (4)$$

$$= |h_{u,p}|^2 e^{-\alpha\|\bar{\theta}_u - \theta_p\|^2}. \quad (5)$$

We note that the mean received signal power at the u^{th} user is given by

$$\mathbb{E}\left[\left|\sum_{p=1}^P \mathcal{I}_{u,p} h_{u,p}\right|^2\right] = \sum_{p=1}^P \mathbb{E}[|\mathcal{I}_{u,p} h_{u,p}|^2] + \sum_{p=1}^P \sum_{p' \neq p} \mathbb{E}[\mathcal{I}_{u,p} \mathcal{I}_{u,p'} h_{u,p} h_{u,p'}^*], \quad (6)$$

where the above is the joint expectation over the spatial phase of the channel and the LoS indicator random variable. The first expectation on the right side of (6) is the same as (5), and noting the independence of LoS indicator random variable from the spatial phase of channels, observe that:

$$\mathbb{E}[h_{u,p} h_{u,p'}^*] = \frac{\eta}{\|\bar{\theta}_u - \theta_p\| \|\bar{\theta}_u - \theta_{p'}\|} \mathbb{E}[e^{-j\Delta\Phi(\bar{\theta}_u)}], \quad (7)$$

where $\Delta\Phi(\bar{\theta}_u) \triangleq \frac{2\pi}{\lambda}(\|\bar{\theta}_u - \theta_p\| - \|\bar{\theta}_u - \theta_{p'}\|) + \frac{2\pi}{\lambda_g}(\|\bar{\theta}_0 - \theta_p\| - \|\bar{\theta}_0 - \theta_{p'}\|)$. Even a slight change in the position of the user u results in rapid fluctuations in the phase term $\Delta\Phi(\bar{\theta}_u)$ which makes it behave as a uniform random variable in $[0, 2\pi]$, resulting in zero mean value in (7). Hence, with the total transmit power P_{TX} uniformly allocated to all P PAs [6], the average SNR at u is given by

$$\text{SNR}_u = \frac{\rho \sum_{p=1}^P |h_{u,p}|^2 e^{-\alpha\|\bar{\theta}_u - \theta_p\|^2}}{\sigma^2}, \quad (8)$$

where $\rho = \frac{\eta P_{\text{TX}}}{P}$ and we have assumed that the additive white Gaussian noise variance $\sigma_u^2 = \sigma^2$ for all u . The main problem considered in the paper is stated as follows

$$\underset{\mathbf{x}}{\text{maximize}} \quad \min_{u=1,\dots,U} \text{SNR}_u \quad (9a)$$

$$\text{subject to} \quad x_p \in [D_1, D_2], \forall p \quad (9b)$$

$$|x_p - x_q| \geq \delta, \forall p \neq q \quad (9c)$$

where $\mathbf{x} \triangleq [x_1, \dots, x_P]$, the vector with positions of the P PAs along the waveguide as its coordinates, is the decision variable, D_1 and D_2 signify the endpoints of the waveguide and δ is the minimum separation between any two PAs. We

see that

$$\text{SNR}_u = \rho' \sum_{p=1}^P \frac{e^{-\alpha[(x_p - \bar{x}_u)^2 + \bar{y}_u^2 + t^2]}}{(x_p - \bar{x}_u)^2 + \bar{y}_u^2 + t^2}, \quad (10)$$

where $\rho' = \rho/\sigma^2$. Let us define

$$f_u(z) = \frac{e^{-\alpha[(z - \bar{x}_u)^2 + c_u]}}{(z - \bar{x}_u)^2 + c_u}, \quad (11)$$

where $c_u = \bar{y}_u^2 + t^2$. Thus, we have $\text{SNR}_u = \rho' \sum_{p=1}^P f_u(x_p) \triangleq S_u(\mathbf{x})$. Our original problem therefore becomes

$$\underset{\mathbf{x} \in \mathcal{F}}{\text{maximize}} \quad \min_{u=1,\dots,U} S_u(\mathbf{x}) \quad (12)$$

where the feasibility set $\mathcal{F} \triangleq \{x_p : x_p \in [D_1, D_2], \forall p, |x_p - x_q| \geq \delta, \forall p \neq q\}$.

III. PROPOSED SOLUTION

The main problem in (12) is non-convex with no straight-forward solution. In order to solve (12), we first develop some necessary mathematical background. Towards this end, consider the following property of $f_u(z)$.

Theorem 1. *The function $f_u(t)$ satisfies*

$$f_u(z) \geq f_u(z_0) + B_u(z_0)[(z - \bar{x}_u)^2 - (z_0 - \bar{x}_u)^2] \quad (13)$$

where z_0 is the given point and

$$B_u(z_0) \triangleq \frac{-e^{-\alpha\{(z_0 - \bar{x}_u)^2 + c_u\}}[\alpha\{(z_0 - \bar{x}_u)^2 + c_u\} + 1]}{\{(z_0 - \bar{x}_u)^2 + c_u\}^2}. \quad (14)$$

Proof: Note that $q \triangleq (z - \bar{x}_u)^2 + c_u$ is positive when $t > 0$, and let $f_u(z) \triangleq \varphi(q) = \frac{e^{-\alpha q}}{q}$. The convexity of $\varphi(q)$ follows by noting that the second derivative of $\ln \varphi(q)$ is q^{-2} , which is non-negative. Hence, the supporting hyperplane inequality of convex functions implies

$$\varphi(q) \geq \varphi(q_0) + \varphi'(q_0)(q - q_0) \quad (15)$$

where q_0 is a given point and $\varphi'(q) = \frac{-e^{-\alpha q}(\alpha q + 1)}{q^2}$. It is observed that for all $q > 0$ and $\alpha \geq 0$, the first derivative $\varphi'(q)$ is negative. Using $q_0 = (z_0 - \bar{x}_u)^2 + c_u$, the inequality in (15) is transformed to the desired form in (13). ■

Remark 1. *Here we note that when $z = z_0$, the inequality in (13) is satisfied with equality. Moreover, it can be shown straightforwardly that the derivative of both sides of (13) is also the same at $z = z_0$. These two properties play a critical role in the convergence of iterative algorithms based on the MM framework [9].*

Indeed, it is interesting to observe that, regardless of the properties of $f_u(z)$, the inequality in (13) is a consequence of the convexity of $\varphi(q)$. Now from (13), it is deduced that

$$\begin{aligned} \rho' \sum_{p=1}^P f_u(x_p) &\geq \rho' \sum_{p=1}^P f_u(x_p^{(n)}) \\ &+ \rho' \sum_{p=1}^P B_u(x_p^{(n)})[(x_p - \bar{x}_u)^2 - (x_p^{(n)} - \bar{x}_u)^2] \\ &\Leftrightarrow S_u(\mathbf{x}) \geq S_u(\mathbf{x}^{(n)}) \end{aligned} \quad (16)$$

$$+ \rho' \sum_{p=1}^P B_u(x_p^{(n)})[(x_p - \bar{x}_u)^2 - (x_p^{(n)} - \bar{x}_u)^2] \triangleq L_u(\mathbf{x}), \quad (17)$$

where we have invoked (13) at $z_0 = x_p^{(n)}$, and the superscript (n) corresponds to the iteration number of the algorithm we propose next. Furthermore, also note that $L_u(\mathbf{x}) = \bar{L}_u(\mathbf{x}^{(n)}) + \rho' \sum_{p=1}^P B_u(x_p^{(n)})[(x_p - \bar{x}_u)^2]$, where $\bar{L}_u(\mathbf{x}^{(n)}) \triangleq S_u(\mathbf{x}^{(n)}) - \rho' \sum_{p=1}^P B_u(x_p^{(n)})[(x_p^{(n)} - \bar{x}_u)^2]$. Hence, we replace (12) with the following surrogate problem

$$\underset{\mathbf{x} \in \mathcal{F}}{\text{maximize}} \quad \min_{u=1, \dots, U} L_u(\mathbf{x}). \quad (18)$$

Specifically, in the $(n+1)^{\text{st}}$ run of the MM procedure, developed as **Algorithm 1**, we solve (18). To do so, we exploit the properties of the upper bound $L_u(\mathbf{x})$ and develop two solutions of (18) in the next sections.

A. Candidate Search Method (CSM) for Maximization of Lower Envelope of Inverted Parabolas

From the structure of $L_u(\mathbf{x})$, we see that it is separable in x_p . Therefore, we perform a coordinate wise maximization of the objective in (18). To find the position of p^{th} PA, define $\tilde{L}_u(\mathbf{x}^{(n)}) \triangleq \bar{L}_u(\mathbf{x}^{(n)}) + \rho' \sum_{q \neq p} B_u(x_q^{(n)})[(x_q - \bar{x}_u)^2]$ for all u . Hence, $L_u(\mathbf{x}) = \tilde{L}_u(\mathbf{x}^{(n)}) + \rho' B_u(x_p^{(n)})(x_p - \bar{x}_u)^2$. As $B_u(x_p^{(n)})$ is negative, we see that (18) represents the maximization of the lower envelope of inverted parabolas over \mathcal{F} . In order to maximize the objective in (18) for each x_p , we determine the feasible region along the length of the waveguide inside which the p^{th} PA can be placed such that no two PAs are within a distance of δ from each other. Since we perform coordinate wise maximization, the locations of all x_q where $q \neq p$ are known, and the constraints $|x_p - x_q| \geq \delta$ need to be satisfied for $p \neq q$. Therefore, the feasible intervals for x_p are obtained by subtracting from $[D_1, D_2]$ the union of all intervals of the form $(x_q - \delta, x_q + \delta)$ for all $q \neq p$. As a result, we ensure no x_q is within a distance δ from the x_p to be optimized. The feasible set for x_p thus becomes $\mathcal{F}_p \in [D_1, D_2] \setminus \bigcup_{q \neq p} (x_q - \delta, x_q + \delta)$, which can be a disjoint union of intervals.

Once the feasible intervals are known, for each interval, the set of candidate points, \mathcal{C}_m , where the minimum of $L_u(\mathbf{x})$ over u is maximized, is determined. To determine \mathcal{C}_m for downward pointing and intersecting parabolas, led by intuition and the extreme value theorem, three possibilities are investigated: (i) end points of the interval, (ii) vertices such that $x_p = \bar{x}_u$ of all U parabolas subject to they belong to the interval, and (iii) intersection points where parabolas pairwise intersect. Point (iii) implies that the candidate optimal points satisfy $L_u(\mathbf{x}) = L_w(\mathbf{x})$ for all $w \neq u$, each of which is a quadratic equation whose real solution which belongs to the given interval is taken into account. For each interval that constitutes \mathcal{F}_p , we take those points from \mathcal{C}_m where the minimum of $L_u(\mathbf{x})$ over all U users is attained. More specifically, let the R potential locations of x_p be denoted by $x_{\text{cand}}^1, \dots, x_{\text{cand}}^R$. For each candidate x_{cand}^r , we evaluate $h_u(x_{\text{cand}}^r) \triangleq \tilde{L}_u(\mathbf{x}^{(n)}) + \rho' B_u(x_p^{(n)})(x_{\text{cand}}^r - \bar{x}_u)^2$ for all u . The minimum of $h_u(x_{\text{cand}}^r)$ is stored in $H(x_{\text{cand}}^r)$. The same

procedure is carried out for all intervals in \mathcal{F}_p . Finally, in the $(n+1)^{\text{st}}$ iteration, $x_p^{(n+1)}$ is chosen as that candidate solution which maximizes $H(x_{\text{cand}}^m)$ over all intervals. This method is outlined as Procedure A in **Algorithm 2**.

B. Bisection Search Method (BSM) for Coordinate Ascent

It is seen from (17) that $S_u(\mathbf{x})$ is lower bounded by $\bar{L}_u(\mathbf{x}^{(n)}) + \rho' \sum_{p=1}^P B_u(x_p^{(n)})[(x_p - \bar{x}_u)^2]$. Recall that within the MM framework, we solve (18) using coordinate wise maximization. To obtain $x_p^{(n+1)}$, we consider the following convex optimization problem:

$$\underset{x_p \in \mathcal{F}_p, s}{\text{maximize}} \quad s \quad \text{s. t.} \quad \tilde{L}_u(\mathbf{x}^{(n)}) + \rho' B_u(x_p^{(n)})(x_p - \bar{x}_u)^2 \geq s, \forall u \quad (19)$$

where s is an analysis variable used to obtain the epigraph form in (19) and $\tilde{L}_u(\mathbf{x}^{(n)}) = \bar{L}_u(\mathbf{x}^{(n)}) + \rho' \sum_{q \neq p} B_u(x_q^{(n)})[(x_q - \bar{x}_u)^2]$. The constraint corresponding to user u , i.e.,

$$\tilde{L}_u(\mathbf{x}^{(n)}) + \rho' B_u(x_p^{(n)})(x_p - \bar{x}_u)^2 \geq s \quad (20)$$

implies that

$$|x_p - \bar{x}_u| \leq \sqrt{\frac{\tilde{L}_u(\mathbf{x}^{(n)}) - s}{-\rho' B_u(x_p^{(n)})}} \triangleq Q_u(s). \quad (21)$$

In turn, the above implies that the feasible set for each user u , corresponding to x_p is given by

$$\mathcal{F}_p^u \triangleq [\bar{x}_u - Q_u(s), \bar{x}_u + Q_u(s)]. \quad (22)$$

It follows from (22) that for all u , the validity of (20) for all users requires $x_p \in \bigcap_{u=1}^U \mathcal{F}_p^u$. This is the same as mandating that $x_p \geq \bar{x}_u - Q_u(s), \forall u$ or $x_p \geq \max_u(\bar{x}_u - Q_u(s)) \triangleq \mathbf{l}'(s)$. Similarly, $x_p \leq \min_u(\bar{x}_u + Q_u(s)) \triangleq \mathbf{u}'(s)$. Hence, $x_p \in [\mathbf{l}'(s), \mathbf{u}'(s)]$, which is nonempty when $\mathbf{l}'(s) \leq \mathbf{u}'(s)$. The feasible interval \mathcal{F}_p for x_p , as discussed and determined in Sec. III-A, can be written as $\mathcal{F}_p = \bigcup_{m=1}^M [\mathbf{a}_m, \mathbf{b}_m]$. Hence, overall the position of the p^{th} PA satisfies $x_p \in \mathcal{F}_p \cap [\mathbf{l}'(s), \mathbf{u}'(s)]$, which translates to $x_p \in [\max(\mathbf{l}'(s), \mathbf{a}_m), \min(\mathbf{u}'(s), \mathbf{b}_m)]$.

In order to determine s in (19) using bisection search, the maximum s_{max} and minimum s_{min} values of s need to be known. From (20), due to negative $B_u(x_p^{(n)})$, it follows that $s \leq \tilde{L}_u(\mathbf{x}^{(n)}), \forall u$ which results in $s_{\text{max}} = \min_u \tilde{L}_u(\mathbf{x}^{(n)})$. The parameter s_{min} can be determined as $s_{\text{min}} = \max_{x_p \in \mathcal{C}_{\text{cand}}} \min_u \{\tilde{L}_u(\mathbf{x}^{(n)}) + \rho' B_u(x_p^{(n)})(x_p - \bar{x}_u)^2\}$, where $\mathcal{C}_{\text{cand}}$ represents the set of candidate points determined in Sec. III-A. It is important to emphasize that in s_{min} , we do not need to check all three categories of candidate points exhaustively, and finding s_{min} for a subset of \mathcal{C}_m is sufficient. We summarize this bisection search based per coordinate maximization approach in Procedure B as **Algorithm 3**. The optimal position x_p^o is determined as the midpoint of the interval $[\max(\mathbf{l}'(s), \mathbf{a}_m), \min(\mathbf{u}'(s), \mathbf{b}_m)]$ at s_{min} , which, by virtue of the construction of **Algorithm 3**, is the highest value of s with a proven existence of feasible x_p .

C. MM Framework and Complexity Comparison

Once the optimal \mathbf{x} in (18) has been determined using either Procedure A or Procedure B, we use it to update the positions of all PAs in the $(n+1)^{\text{st}}$ iteration of the MM iterative

Algorithm 1: Pinching antennas enabled blockage aware multicasting algorithm

Input: $D_1, D_2, \delta, c, f_c, \bar{\theta}_0, \bar{\theta}_u, \forall u, t, (\bar{x}_u, \bar{y}_u), \forall u$
Output: $x_p^*, \forall p$

```

1 for  $N$  times do
2   initialize with  $x_p^{(0)}, \forall p$ ;
3    $n \leftarrow 0$ ;
4   repeat
5     Procedure A or Procedure B to get  $x_p^\circ$ ;
6     Update:  $x_p^{(n+1)} \leftarrow x_p^\circ, \forall p$ ;
7      $n \leftarrow n + 1$ 
8   until convergence;
9 end

```

Algorithm 2: Procedure A

Input: \mathcal{F}_p
Output: optimal x_p° for the given data

```

1 For each interval  $I_m \in \mathcal{F}_p$  find  $\mathcal{C}_m$ ;
2 For each  $x_{\text{cand}}^r \in \mathcal{C}_m$  find  $H(x_{\text{cand}}^m) = \min_u h_u(x_{\text{cand}}^r)$ ;
3  $x_p^m = \operatorname{argmax} H(x_{\text{cand}}^m)$  and  $\bar{H}_m = H(x_p^m)$ ;
4  $m^* = \operatorname{argmax} \bar{H}_m$  set  $x_p^\circ = x_p^{m^*}$ 

```

procedure, as shown in **Algorithm 1**. As noted in **Remark 1**, the surrogate objective in (18) satisfies $L_u(\mathbf{x}^{(n)}) = S_u(\mathbf{x}^{(n)})$ and equality of $\nabla L_u(\mathbf{x})$ with $\nabla S_u(\mathbf{x})$ at $\mathbf{x}^{(n)}$, which are sufficient to establish the convergence of the MM based procedure to the Karush-Kuhn-Tucker (KKT) conditions of (12). Due to similarity in arguments as given in [9], [10], and space reasons, the details have not been included.

We provide a comparison of the worst-case per-iteration complexity of both methods within the MM loop. In Procedure A, for each interval, we have $\mathcal{O}(U^2)$ pairwise comparisons and $\mathcal{O}(U)$ evaluations, resulting in $\mathcal{O}(U^3)$ work per interval. With M intervals and P positions to be updated, the per-iteration complexity of the MM algorithm thus becomes $\mathcal{O}(MPU^3)$. In Procedure B, for each interval there are $\mathcal{O}(\log_2(\frac{s_{\max} - s_{\min}}{2}))$ bisection iterations each of which involves $\mathcal{O}(U)$ feasibility checks. Hence, for the given P PAs and M intervals, the per-iteration worst-case complexity of the MM method becomes $\mathcal{O}(MPU \log_2(\frac{s_{\max} - s_{\min}}{2}))$ when **Algorithm 3** is used. Therefore, clearly, for large number of users U , Procedure B is the preferred choice for implementation.

Algorithm 3: Procedure B

Input: $\mathcal{F}_p, s_{\min}, s_{\max}$
Output: optimal s° and x_p° of (19)

```

1 while  $s_{\max} - s_{\min} > \tau$  do
2    $s_{\text{mid}} = \frac{s_{\max} + s_{\min}}{2}$ ;
3   if  $[a_m, b_m] \cap [l'(s_{\text{mid}}), u'(s_{\text{mid}})] \neq \emptyset$  then
4     set  $s_{\min} = s_{\text{mid}}$ ;
5   else
6     set  $s_{\max} = s_{\text{mid}}$ ;
7   end
8 end
9  $s^\circ = s_{\text{mid}}$ ;
10  $x_p^\circ$ : midpoint of  $[\max(l'(s_{\min}), a_m), \min(u'(s_{\min}), b_m)]$ 

```

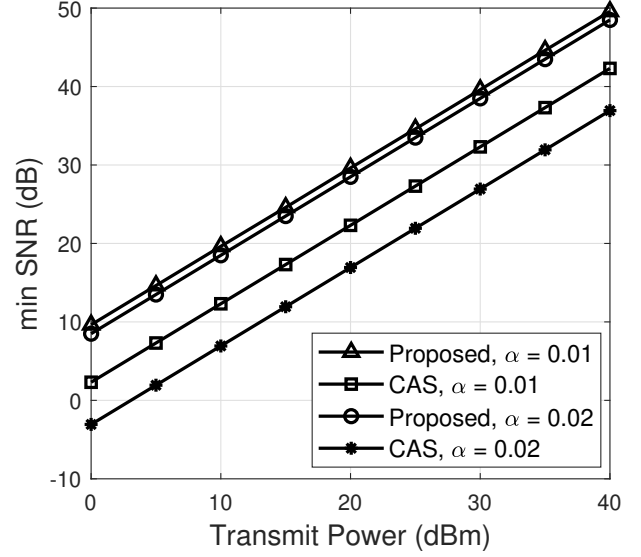


Fig. 2. Variation of the objective min. SNR with transmit power for different α . We fix $U = 5$ and $P = 5$.

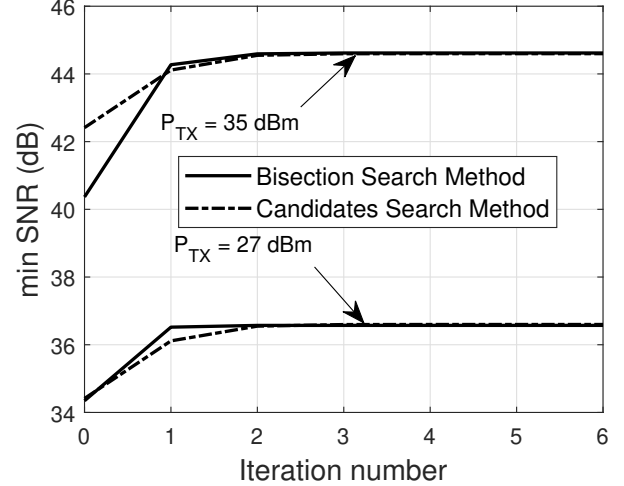


Fig. 3. Convergence behaviour of **Algorithm 1** for different P_{TX} . The parameters $\alpha = 0.01$, $P = 5$ and $U = 5$ are fixed.

Since the MM procedure is sensitive to the starting point, we run the iterative algorithm N times with different initial points to determine the best objective as shown in **Algorithm 1**.

IV. NUMERICAL RESULTS

In order to numerically assess the proposed framework, we consider a waveguide consisting of 5 PAs, placed at a height $t = 3$ m above a rectangular service area whose width is 10 m and length is four times its width, such that 5 single antenna users are uniformly distributed within this region. The transmission frequency is set as 28 GHz, the noise power is -90 dBm, δ is taken as $\lambda/2$, and unless otherwise mentioned D_1 and D_2 are taken as -10 m and 10 m, respectively. For conventional antenna systems (CAS), we assume the antennas are fixed at the center of the service area with an equal spacing of $\lambda/2$.

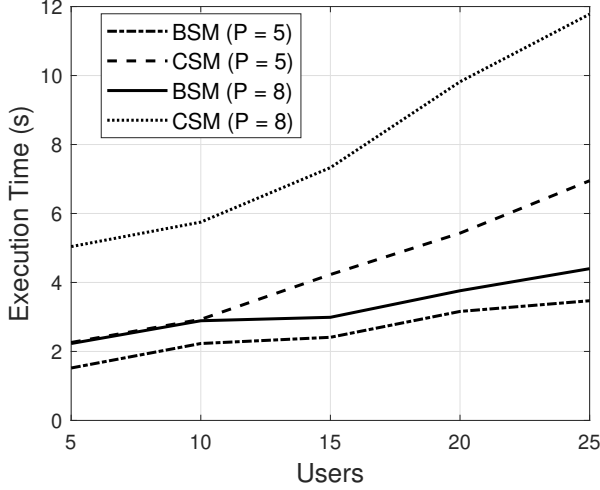


Fig. 4. Variation of execution time of **Algorithm 1** for different U . The parameters $U = 5$, $P_{TX} = 40$ dBm and $\alpha = 0.01$ are fixed.

In Fig. 2, we study the comparison of the objective function i.e., minimum SNR for both the proposed and the CAS methods as a function P_{TX} for a couple of LoS blockage parameter, α , values. The gap between the proposed and the CAS values is considerably large for both α . However, predictably, the minimum SNR increases with P_{TX} for both types of transmit antennas. It is also seen that a decreased LoS blockage parameter results in a higher achievable worst-case SNR.

Fig. 3 shows the convergence of the main MM based procedure from both CSM and BSM approaches. Within three to four iterations, both CSM and BSM reach the same value of SNR for the transmit powers shown in Fig. 3.

In Fig. 4, we further compare both BSM and CSM from the perspective of their contribution in execution times of the overall **Algorithm 1**, as a function of users U for different values of P . The trend of graphs shown in Fig. 4 corroborate the complexity estimates provided in Sec. III-C. Specifically, BSM performs better than the CSM as U increases. In fact, the difference between the execution times of BSM and CSM is

significantly enhanced when both P and U have higher values.

V. CONCLUSION

In this paper, we have investigated the design and performance of a downlink multicasting PASS when users do not necessarily have a LoS link between them and PAs. The main optimization problem is solved using MM framework for which novel bounds on the objective function are established. In each iteration of the MM algorithm, we solve the proposed convex surrogate problem using CSM and BSM techniques. It is established in the numerical results section that our solution is not only superior to the CAS method but also possesses favorable complexity properties for practical implementation purposes.

REFERENCES

- [1] A. Fukuda, H. Yamamoto, H. Okazaki, Y. Suzuki, and K. Kawai, "Pinching antenna: Using a dielectric waveguide as an antenna," *NTT DOCOMO Technical J.*, vol. 23, no. 3, pp. 5–12, 2022.
- [2] Z. Ding, R. Schober, and H. V. Poor, "Flexible-antenna systems: A pinching-antenna perspective," *IEEE Trans. Commun.*, vol. 73, no. 10, pp. 9236–9253, 2025.
- [3] Y. Xu, Z. Ding, and G. K. Karagiannis, "Rate maximization for downlink pinching-antenna systems," *IEEE Wireless Commun. Lett.*, vol. 14, no. 5, pp. 1431–1435, 2025.
- [4] Z. Ding and H. V. Poor, "LoS blockage in pinching-antenna systems: Curse or blessing?" *IEEE Wireless Commun. Lett.*, vol. 14, no. 9, pp. 2798–2802, 2025.
- [5] K. Wang, C. Ouyang, Y. Liu, and Z. Ding, "Pinching-antenna systems with LoS blockages," *IEEE Wireless Commun. Lett.*, vol. 14, no. 12, pp. 4122–4126, 2025.
- [6] J.-C. Chen, P.-C. Wu, and K.-K. Wong, "Dynamic placement of pinching antennas for multicast MU-MISO downlinks," *IEEE Open J. Commun. Soc.*, vol. 6, pp. 5611–5625, 2025.
- [7] S. Shan, C. Ouyang, Y. Li, and Y. Liu, "Exploiting pinching-antenna systems in multicast communications," *IEEE Trans. Commun.*, vol. 74, pp. 419–432, 2026.
- [8] Z. Ding, R. Schober, and H. V. Poor, "Environment division multiple access (EDMA): A feasibility study via pinching antennas," *arXiv*, 2025. [Online]. Available: <https://arxiv.org/abs/2511.03820>
- [9] D. R. Hunter and K. Lange, "A tutorial on MM algorithms," *Amer. Statist.*, vol. 58, no. 1, pp. 30–37, 2004.
- [10] B. R. Marks and G. P. Wright, "A general inner approximation algorithm for nonconvex mathematical programs," *Oper. Res.*, vol. 26, no. 4, pp. 681–683, 1978.