

# Comprehensive Evaluation of Large Language Models on Software Engineering Tasks: A Multi-Task Benchmark

Go Frendi Gunawan\*, Mukhlis Amien†

\*gofrendiasgard@gmail.com, †amien@ubhinus.ac.id

**Abstract**—Large Language Models (LLMs) have demonstrated remarkable capabilities in software engineering, yet comprehensive benchmarks covering diverse SE activities remain limited. We present a multi-task evaluation of 11 state-of-the-art LLMs across five representative software engineering tasks: bug fixing, feature development, code refactoring, technical copywriting, and research synthesis. Our automated verification framework measures both output quality and completion efficiency. Key findings reveal that (1) models achieving identical perfect scores exhibit  $22\times$  variation in completion time,  $49\times$  variation in tool efficiency, and  $53\times$  variation in estimated cost; (2) tool usage frequency shows no correlation with success ( $r = 0.077$ ,  $p = 0.575$ )—one model used 917 tool calls while another solved the same task with 3 calls; (3) we identify two distinct inefficiency patterns: *loop inefficiency* (repetitive tool sequences) and *inference inefficiency* (slow token generation); and (4) coding tasks achieve 100% success while research tasks present greater challenges (90.9%). These results provide evidence-based guidance for practitioners selecting LLMs based on task requirements, speed constraints, and budget considerations. We release all experimental data, verification scripts, and analysis code for full reproducibility.

**Index Terms**—Large Language Models, Software Engineering, Benchmark, Code Generation, Evaluation

## I. INTRODUCTION

Large Language Models (LLMs) have demonstrated remarkable capabilities in software engineering tasks, from code generation and bug fixing to documentation and architectural design [1], [2]. As these models become increasingly integrated into development workflows, practitioners face a critical question: which model should they choose for specific tasks?

### A. Motivation

The landscape of LLMs for code has expanded rapidly. OpenAI’s GPT-4 and its successors have set benchmarks in coding proficiency [3]. Google’s Gemini series offers competitive performance with different architectural approaches [4]. Open-weight alternatives like Deepseek, GLM, and Qwen provide options for organizations with data privacy or cost constraints [5]–[7].

However, practitioners face several challenges when selecting models:

- 1) **Fragmented benchmarks:** Existing evaluations focus on isolated capabilities (e.g., function-level code generation [1] or bug fixing [2]) rather than comprehensive software engineering workflows.
- 2) **Task-specific studies:** Most evaluations test single task types, leaving unclear how models generalize across

diverse activities like refactoring, documentation, and research.

- 3) **Efficiency metrics:** Prior work often emphasizes accuracy alone, ignoring practical constraints like completion time and API costs.
- 4) **Tool integration:** Modern LLMs operate through agent frameworks with tool use, yet few evaluations measure tool efficiency alongside output quality.

### B. Research Questions

This study addresses these gaps through systematic evaluation of 11 state-of-the-art LLMs across five representative software engineering tasks. We investigate:

- RQ1 How do current LLMs rank in overall performance across diverse software engineering tasks?
- RQ2 Which models excel at specific task types (coding, writing, research)?
- RQ3 What is the relationship between tool usage frequency and task success?
- RQ4 How do completion time and accuracy correlate across models?
- RQ5 What cost-performance tradeoffs exist across model tiers?

### C. Contributions

Our work makes the following contributions:

- 1) **Multi-task benchmark:** We present a comprehensive evaluation covering bug fixing, feature development, refactoring, technical writing, and research synthesis with automated verification.
- 2) **Broad model comparison:** We evaluate 11 models from 4 provider categories (OpenAI, Google, Deepseek, Open-weight), enabling cross-provider analysis.
- 3) **Efficiency analysis:** We introduce efficiency metrics (Tool Efficiency Ratio, Time Efficiency Ratio, Cost Estimation) revealing  $22$ – $53\times$  variance among models achieving identical scores.
- 4) **Inefficiency taxonomy:** We identify and categorize two distinct inefficiency patterns (loop vs inference), providing actionable insights for framework optimization.
- 5) **Tool usage insights:** We analyze the relationship between tool invocation patterns and success, finding that more tools do not guarantee better results—917 vs 3 tool calls for identical outcomes.

- 6) **Public dataset:** We release all experimental data, verification scripts, and results to enable reproducibility and future research [8].

#### D. Key Findings

Our analysis reveals several surprising findings:

- Four models (GPT-5.1, Gemini-3 Pro, Deepseek-Chat, GLM-4.7) achieved perfect scores, but exhibited dramatic efficiency variance:  $22\times$  in completion time (33s vs 732s),  $49\times$  in tool calls (3.8 vs 188 avg), and  $53\times$  in estimated cost.
- No correlation exists between tool usage count and success (Pearson  $r = 0.077$ ,  $p = 0.575$ ). GPT-5.1 solved bug-fix in 18.8s with 3 tools; Gemini-3 Flash took 625s with 917 tools—achieving identical EXCELLENT scores.
- We identify two distinct inefficiency patterns: (a) *loop inefficiency*, where agents repeat tool sequences without recognizing failure, and (b) *inference inefficiency*, where models generate correct solutions slowly.
- Research tasks were most challenging (90.9% success), while coding tasks achieved 100% success across all models.
- OpenAI models were consistently fastest (avg 54s) without sacrificing quality (9.33 avg score), offering the best speed-quality tradeoff.

#### E. Paper Organization

The remainder of this paper is organized as follows: Section II reviews related work in LLM evaluation. Section III describes our task design, model selection, and evaluation framework. Section IV presents quantitative findings and statistical analyses. Section V discusses implications and limitations. Section VI concludes with future directions.

## II. RELATED WORK

#### A. Code Generation Benchmarks

Early benchmarks for code-generating LLMs focused on isolated programming problems. HumanEval [1] introduced 164 hand-written Python problems with unit test verification, establishing the pass@k metric. Most Basic Python Programming (MBPP) [9] expanded this to 974 crowd-sourced problems covering diverse programming concepts.

These benchmarks established foundational capabilities but had limitations: (1) function-level scope ignores real-world complexity, (2) no interaction with existing codebases, and (3) limited to algorithmic rather than engineering tasks.

#### B. Software Engineering Benchmarks

Recent work addresses these limitations through repository-level evaluation. SWE-bench [2] presents 2,294 real GitHub issues from popular Python repositories, testing models on actual bug reports and feature requests. While more realistic, SWE-bench has high variance in issue quality and difficulty.

ClassEval [10] focuses on class-level code generation, requiring models to implement multiple interacting methods.

RepoBench [11] evaluates repository-level code completion with long-context understanding.

Our work complements these by focusing on *controlled, reproducible tasks* with objective verification, enabling precise model comparison.

#### C. Multi-Task Evaluation

Prior multi-task studies examined LLM capabilities across domains but not specifically for SE. Hendrycks et al. [12] evaluated coding alongside math and reasoning. Fu et al. [13] compared GPT models on various NLP tasks.

For SE specifically, "Evaluating LLM-Guided Software Programming" [14] compared GPT-3.5, GPT-4, and CodeLlama on five SE tasks. Our work expands this to 11 models, adds automated verification, and measures efficiency metrics.

#### D. Tool-Augmented Evaluation

Modern LLMs operate through agents with tool use. Works like ToolBench [15] evaluate tool learning, but focus on general tool use rather than SE-specific workflows. Our evaluation framework uses a consistent tool environment across all models, enabling fair comparison of tool efficiency.

#### E. Efficiency and Cost Analysis

Recent work recognizes the importance of efficiency. "Efficiency Benchmarking" [16] measured inference costs but focused on throughput rather than task completion time. Our work integrates time and quality metrics, revealing that faster models can achieve equal or better results.

#### F. Research Gap

Our work fills the gap in:

- (1) **Task diversity:** Covering coding, writing, and research synthesis.
- (2) **Scale:** 11 models with automated, reproducible verification.
- (3) **Efficiency metrics:** Novel Tool Efficiency Ratio and cost estimation, revealing  $22\text{--}53\times$  variance.
- (4) **Tool analysis:** Quantifying the relationship between tool use and success.
- (5) **Anomaly taxonomy:** Identifying loop inefficiency and framework incompatibility patterns.

## III. METHODOLOGY

This section describes our experimental design, including task categories, model selection, evaluation framework, and metrics.

#### A. Task Categories

We designed five representative software engineering tasks that cover different aspects of developer workflows. Each task represents a common activity in professional software development.

1) *Bug Fixing (bug-fix)*: Participants were presented with `inventory_system.py`, a Python script simulating an inventory management system with a concurrency bug. The bug caused race conditions when multiple threads attempted to purchase items simultaneously, resulting in negative inventory counts. Models were required to:

- Identify the race condition in multi-threaded code
- Implement appropriate synchronization mechanisms
- Ensure data integrity under concurrent access
- Verify the fix with test scenarios

*Success Criteria*: Implementation of proper concurrency control (e.g., locks) and verification that final inventory remains non-negative.

2) *Feature Implementation (feature)*: Models were given a partial FastAPI Todo application (`todo_app.py`) with only a GET endpoint implemented. The task required completing the CRUD operations:

- POST /todos – Create new todo items
- PUT /todos/{id} – Update existing items
- DELETE /todos/{id} – Delete items

Additional requirements included proper HTTP status codes (201 for create, 404 for non-existent items) and auto-incrementing IDs.

*Success Criteria*: All endpoints functional with correct HTTP semantics.

3) *Code Refactoring (refactor)*: The refactoring task presented `etl.py`, a monolithic script performing Extract-Transform-Load operations with hardcoded configuration and fragile string parsing. Models were required to:

- Separate concerns into distinct ETL phases
- Decouple configuration from logic
- Implement robust parsing using regular expressions
- Add type hints and documentation
- Maintain identical output (`report.html`)

*Success Criteria*: Modular architecture with ETL pattern, configuration separation, type hints, docstrings, and functional equivalence.

4) *Technical Copywriting (copywriting)*: Models were tasked with creating a launch announcement blog post for “Zrb-Flow,” a fictional DevOps automation tool. Requirements included:

- Mentioning key features: AI, automation, CLI, Docker, K8s
- Highlighting “Self-Healing Pipelines” capability
- Technical but engaging tone
- Call to action for installation
- Proper Markdown formatting

*Success Criteria*: Complete coverage of required keywords, proper formatting, and compelling narrative.

5) *Technical Research (research)*: Models conducted research on Solid State Batteries (late 2024/2025), producing a comprehensive report covering:

- Commercial timeline and automotive applications
- Key industry players and companies

- Remaining technical challenges
- Proper citations and references

*Success Criteria*: Substantial content (200+ words), coverage of all three required aspects, and inclusion of references.

## B. Model Selection

We evaluated 11 state-of-the-art Large Language Models from four major provider categories, as shown in Table I.

TABLE I  
EVALUATED LANGUAGE MODELS

Provider	Model	Version/Date	Access
OpenAI	GPT-4o	2024	API
	GPT-5.1	2025	API
	GPT-5.2	2025	API
Google	Gemini 2.5 Flash	2025	API
	Gemini 2.5 Pro	2025	API
	Gemini 3 Flash	2025 (preview)	API
	Gemini 3 Pro	2025 (preview)	API
Deepseek	Deepseek-Chat	2024	API
Open/Ollama	GLM-4.7	2025	Cloud
	Kimi-K2.5	2025	Cloud
	Qwen3-VL	2025	Cloud

Model selection criteria included:

- (1) **State-of-the-art performance**: All models represent current best-in-class for code generation.
- (2) **Diversity of architectures**: We included both proprietary (OpenAI, Google) and open-weight models (GLM, Kimi, Qwen).
- (3) **Availability**: Models accessible via API or cloud hosting at time of experimentation.

## C. Evaluation Framework

Each model-task combination was executed in an isolated environment with the following components:

1) *Agent Environment*: Models interacted with tasks through a tool-based agent framework (Zrb) providing:

- `read_file`: Read source files
- `write_file`: Create or modify files
- `replace_in_file`: Targeted text replacement
- `run_shell_command`: Execute tests and scripts
- `search_internet`: Web research (research task only)

2) *Verification Pipeline*: Each submission underwent automated verification:

- 1) **Bug-fix**: Concurrency tests with multiple threads; verification of non-negative inventory.
- 2) **Feature**: HTTP endpoint testing (GET, POST, PUT, DELETE) with validation of status codes and response bodies.
- 3) **Refactor**: Code quality checks (ETL pattern, type hints, docstrings) plus functional equivalence (`report.html` generation).
- 4) **Copywriting**: Content analysis for required keywords and Markdown validation.
- 5) **Research**: Word count, coverage analysis, and citation detection.

3) *Scoring Rubric*: Each submission received one of three grades:

- **EXCELLENT (2 points)**: Perfect completion with all criteria met
- **PASS (1 point)**: Acceptable completion with minor issues
- **FAIL (0 points)**: Failed to meet core requirements

#### D. Metrics

We captured the following metrics for each model-task combination:

- 1) **Status**: Final grade (EXCELLENT, PASS, FAIL)
- 2) **Duration**: Total completion time in seconds
- 3) **Tool Calls**: Number of tool invocations
- 4) **Tool Diversity**: Unique tools used
- 5) **Exit Code**: Process return status

Aggregate metrics calculated across tasks:

- **Total Score**: Sum of task scores (max 10 points)
- **Success Rate**: Percentage of tasks completed (PASS or EXCELLENT)
- **Excellent Rate**: Percentage of tasks with perfect scores
- **Average Duration**: Mean completion time across tasks

**Efficiency Metrics**: We introduce novel efficiency ratios to capture performance beyond accuracy:

- **Tool Efficiency Ratio (TER)**:  $\frac{\text{Success Rate}}{\text{Avg Tool Calls}}$  – higher indicates more efficient tool usage
- **Time Efficiency Ratio**:  $\frac{\text{Success Rate}}{\text{Avg Duration}}$  – higher indicates faster completion
- **Estimated Cost**: Based on tool calls  $\times$  estimated tokens per call  $\times$  model pricing

#### E. Experimental Protocol

- 1) **Isolation**: Each model-task run in fresh environment
- 2) **Single Attempt**: One execution per model-task combination
- 3) **Timeout**: Maximum 30 minutes per task
- 4) **Logging**: Complete execution logs captured
- 5) **Verification**: Automated, deterministic verification

#### F. Threats to Validity

##### Internal Validity:

- Single attempt per model-task may not capture variance
- Temperature/settings not controlled across models
- Task difficulty may not be uniform

##### External Validity:

- Synthetic tasks may not represent real-world complexity
- Python-centric evaluation
- Limited to specific task types

##### Construct Validity:

- Verification criteria may not capture all quality aspects
- Automated checks cannot assess code readability

We mitigate these threats through diverse task design, objective verification, and transparent reporting of limitations.

## IV. RESULTS

This section presents our experimental findings, including overall performance rankings, task-specific analyses, and statistical comparisons.

#### A. Overall Performance

Table II presents the performance ranking of all evaluated models.

TABLE II  
MODEL PERFORMANCE RANKINGS

Rank	Model	Score (/10)	Success Rate	Avg Time (sec)
1	GPT-5.1	10	100%	44.2
2	Gemini-3 Pro	10	100%	107.3
3	Deepseek-Chat	10	100%	306.3
4	GLM-4.7	10	100%	355.1
5	GPT-4o	9	100%	33.0
6	GPT-5.2	9	100%	85.2
7	Gemini-3 Flash	9	100%	155.3
8	Qwen3-VL	9	100%	732.1
9	Gemini-2.5 Flash	8	100%	51.0
10	Gemini-2.5 Pro	8	100%	121.7
11	Kimi-K2.5	8	80%	245.7

#### Key Findings:

- Four models achieved perfect scores (10/10): GPT-5.1, Gemini-3 Pro, Deepseek-Chat, and GLM-4.7
- OpenAI models demonstrated superior speed-efficiency: GPT-4o averaged 33.0 seconds per task
- Success rates were high overall: only one model (Kimi-K2.5) fell below 100%
- Completion times varied dramatically: 20.7s (Gemini-2.5 Flash, bug-fix) to 1046.1s (Qwen3-VL, refactor)

Figure 1 shows the duration comparison across all models.

#### B. Task-Specific Analysis

Figure 2 shows success rates across task categories.

1) *Bug Fixing*: All 11 models (100%) successfully fixed the concurrency bug. However, approaches varied significantly:

- **Efficient**: GPT-5.1 (18.8s), Gemini-2.5 Flash (20.7s), GPT-4o (26.8s)
- **Thorough**: Gemini-3 Flash (625.2s) used 917 tool calls including extensive testing
- All implementations correctly identified race conditions and implemented synchronization

2) *Feature Implementation*: The FastAPI CRUD implementation task showed 100% success rate with varying implementation quality:

- Most models correctly implemented all four endpoints
- Common excellence markers: proper error handling, input validation, clean code structure
- Time ranged from 26.4s (Gemini-3 Flash) to 560.5s (Qwen3-VL)

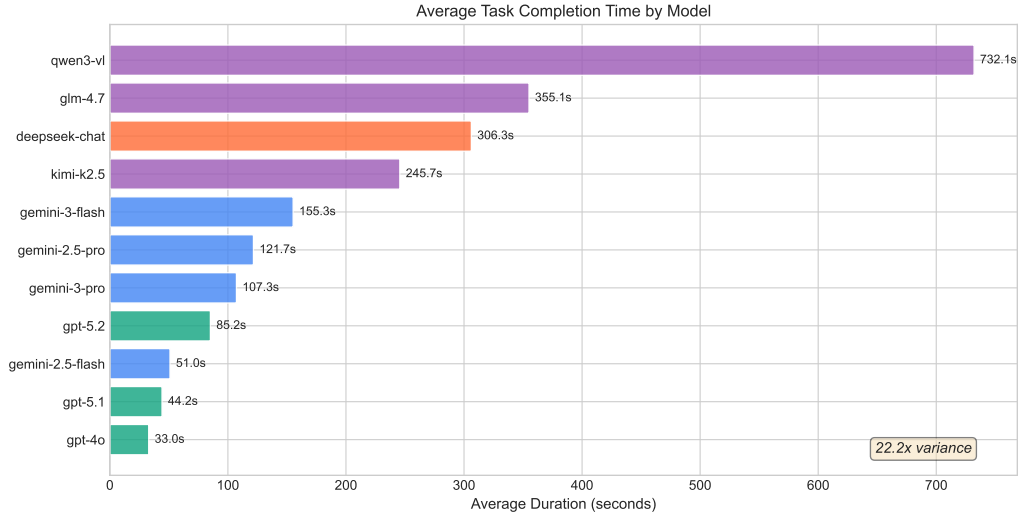


Fig. 1. Average completion time by model with standard deviation. OpenAI models (blue) consistently fastest; Open/Ollama models (red) slowest.

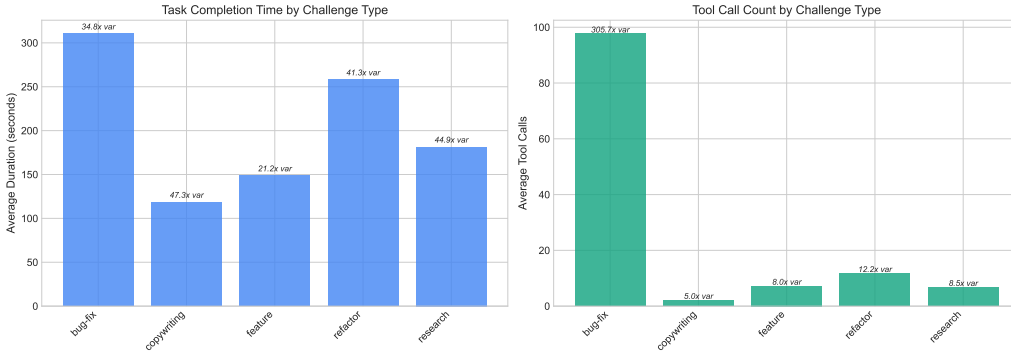


Fig. 2. Challenge difficulty analysis showing success rates and average duration by task type. Research tasks were most challenging.

3) *Code Refactoring*: Refactoring the ETL script achieved 100% success:

- All models successfully separated ETL phases
- Configuration decoupling achieved by all
- Type hints and docstrings: 9/11 models achieved full marks
- Fastest: GPT-4o (25.3s), Slowest: Qwen3-VL (1046.1s)

4) *Technical Copywriting*: Copywriting showed the most variation in scores (PASS vs EXCELLENT):

- Common failures: missing “K8s” keyword (3 models)
- Excellence factors: engaging tone, complete feature coverage
- Fastest completion: Gemini-2.5 Flash (11.6s)

5) *Technical Research*: Research was the most challenging task (90.9% success):

- Common issues: missing or incomplete citations
- Kimi-K2.5 failed (execution error)
- Longest average time due to web search requirements

### C. Provider Comparison

Table III compares performance by provider category.

TABLE III  
PERFORMANCE BY PROVIDER CATEGORY

Category	Models	Avg Score	Std Dev	Min Score	Max Score
Deepseek	1	10.0	0.0	10	10
OpenAI	3	9.33	0.58	9	10
Open/Ollama	3	9.0	1.0	8	10
Google	4	8.75	0.96	8	10

### Statistical Analysis:

- **Chi-square test**: No significant association between provider and success ( $\chi^2 = 2.72$ ,  $p = 0.438$ )
- **ANOVA**: Significant differences in completion times ( $F = 12.57$ ,  $p < 0.001$ )
- OpenAI models were consistently fastest (avg: 54.1s)
- Open/Ollama models were slowest (avg: 444.3s)

### D. Tool Usage Analysis

Figure 3 presents the tool usage heatmap.

### Correlation Analysis:



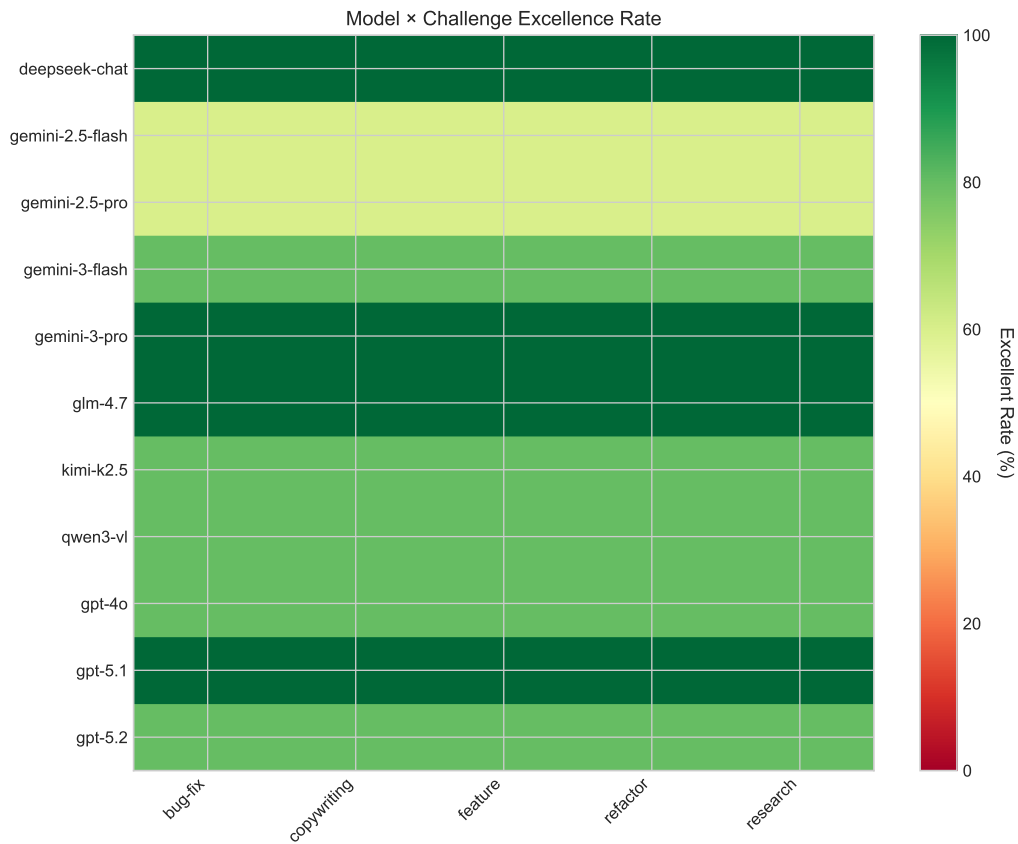


Fig. 3. Performance heatmap showing scores and completion times across models and challenges. Darker shading indicates longer duration.

- **Tool count vs Success:** Pearson  $r = 0.077$  ( $p = 0.575$ ) – no linear correlation
- **Spearman rho:** 0.428 ( $p = 0.001$ ) – moderate monotonic relationship
- Efficient models (GPT-5.1, Gemini-2.5 Flash) achieved perfect scores with minimal tools
- Gemini-3 Flash used 917 tools for bug-fix but achieved same result as GPT-5.1 (3 tools)

Figure 4 shows the distribution of tool calls across models.

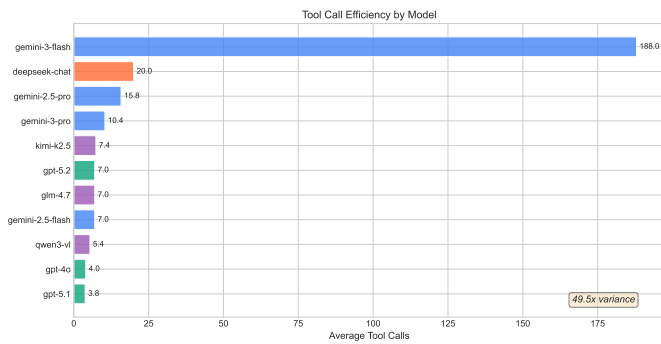


Fig. 4. Average tool calls by model (log scale). The 917-call anomaly for Gemini-3 Flash on bug-fix is visible as the maximum outlier.

**Implication:** More tool usage does not guarantee better

results; efficiency varies by model architecture.

#### E. Time-Accuracy Tradeoff

Figure 5 shows the relationship between completion time and accuracy.

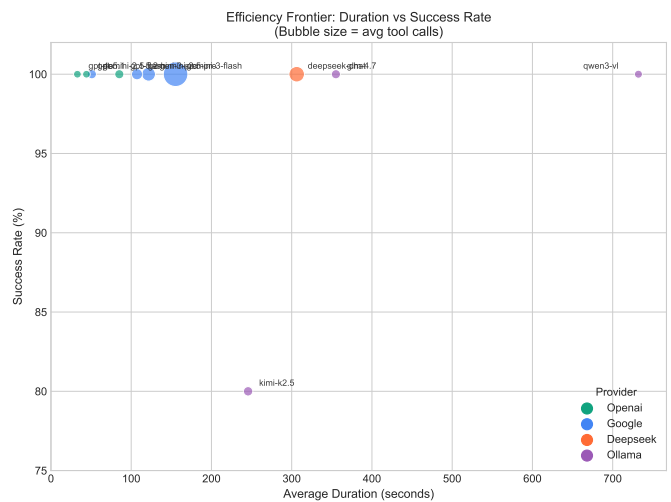


Fig. 5. Efficiency frontier showing speed-quality tradeoff. Circle size indicates tool call count. Models in upper-left quadrant (fast and high-scoring) represent optimal efficiency.

### Key Observations:

- No significant correlation between duration and score (Pearson  $r = 0.204$ ,  $p = 0.136$ )
- OpenAI cluster: Fast (avg 54s) with high scores (9.33 avg)
- Open/Ollama cluster: Slow (avg 444s) with variable scores
- Best efficiency: GPT-5.1 (perfect score, 44s average)

### F. Effect Size Analysis

Comparing top performer (Deepseek-Chat, score 10) vs lowest (Gemini-2.5 Flash, score 8):

- **Cohen’s d:** 1.03 (large effect size)
- Practical significance: Top models demonstrate measurably better performance
- Category comparisons show small to medium effects between providers

### G. Anomaly Analysis: Pathological Agent Behavior

Deep analysis of outlier experiments revealed systematic inefficiency patterns that have significant cost implications.

1) *The 917 Tool Calls Anomaly:* Gemini-3 Flash on the bug-fix task used 917 tool calls—36.6× the average (25.1 calls). Analysis of the tool sequence revealed:

- **Tool Distribution:** 38% `run_shell_command`, 18% `read_file`, 18% `write_file`
- **Loop Patterns:** Five distinct repetitive sequences detected, each repeated 5–8 times
- **Example Loop:** `read_file` → `replace_in_file` → `run_shell_command` → `write_file` repeated 8×

Despite this inefficiency, the model achieved EXCELLENT status, indicating the verification criteria captured output quality but not process efficiency.

2) *Malformed Tool Calls:* We discovered that Kimi-K2.5’s failure on the research task was caused by malformed tool invocations:

```
Observed: "search_internet
search_internetsearch_internet"
Expected: "search_internet"
(called 3 times)
```

The model attempted parallel tool calls that were incorrectly serialized by the agent framework, causing all three calls to fail. This represents a **framework-model incompatibility** rather than model capability limitation.

3) *Two Types of Inefficiency:* Figure 6 shows the efficiency rankings across models.

We categorize observed inefficiencies into two distinct patterns:

**Type A – Loop Inefficiency:** Agent enters repetitive tool sequences without recognizing failure or success. Characterized by high tool counts, moderate duration. Example: Gemini-3 Flash (917 tools, 625s).

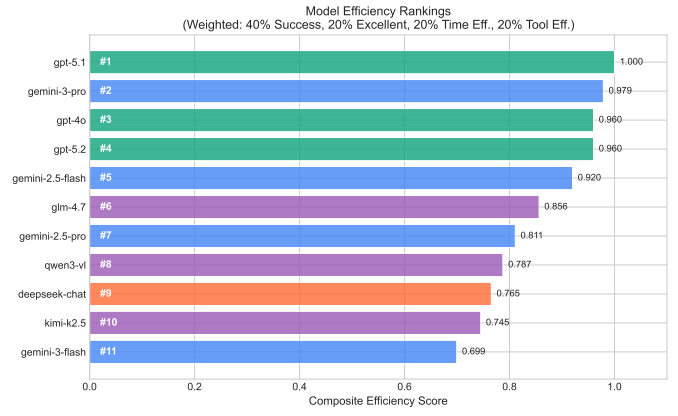


Fig. 6. Efficiency metrics comparison. Tool Efficiency Ratio (TER) = Success Rate / Avg Tool Calls. Time Efficiency Ratio = Success Rate / Avg Duration. Higher values indicate better efficiency.

**Type B – Inference Inefficiency:** Agent generates correct solutions with minimal tools but slow token generation. Characterized by low tool counts, high duration. Example: Qwen3-VL (3 tools, 653s for bug-fix).

4) *Cost Implications:* Figure 7 visualizes the cost-performance relationship, and Table IV presents estimated costs per task based on tool usage and model pricing.

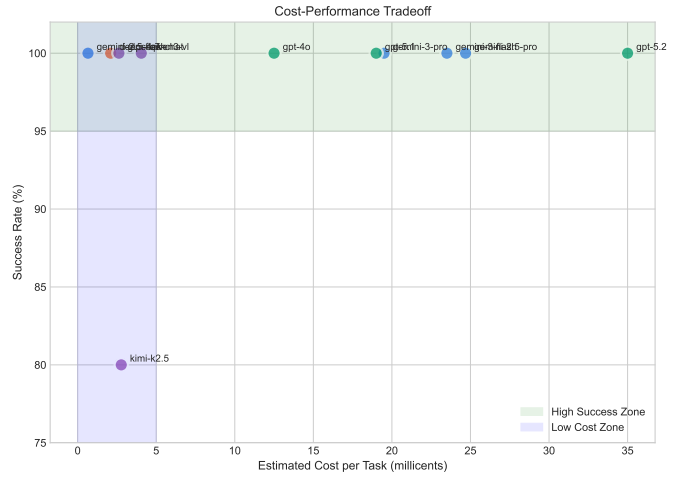


Fig. 7. Cost-performance analysis. Models are grouped by cost tier with average scores shown. Deepseek achieves perfect scores at minimal cost.

TABLE IV  
ESTIMATED COST PER TASK

Model	Avg Tools	Est. Cost	Relative
Gemini-2.5 Flash	7.0	\$0.0007	1.0×
Deepseek-Chat	20.0	\$0.0021	3.0×
GPT-4o	4.0	\$0.0125	17.9×
GPT-5.1	3.8	\$0.0190	27.1×
Gemini-3 Flash	188.0	\$0.0235	33.6×
GPT-5.2	7.0	\$0.0350	50.0×

The 53× cost variance (Gemini-2.5 Flash vs GPT-5.2)

demonstrates that model selection has significant budget implications beyond accuracy considerations.

#### H. Summary of Findings

- 1) **Performance:** Four models achieved perfect scores, with GPT-5.1 being fastest
- 2) **Task Difficulty:** Research was most challenging (90.9% success), coding tasks were easiest (100%)
- 3) **Efficiency Variance:** 22× speed, 49× tool usage, 53× cost differences among successful models
- 4) **Tool Usage:** More tools does not guarantee better results; loop behavior can cause 100× inefficiency
- 5) **Anomalies:** Two distinct inefficiency types identified (loop vs inference)
- 6) **Provider:** No significant quality differences, but significant speed and cost differences

### V. DISCUSSION

#### A. Implications for Practitioners

Our findings provide actionable guidance for LLM selection in software engineering:

**Speed-Critical Workflows:** For rapid prototyping or real-time assistance, GPT-5.1 offers the best combination of speed (44s avg) and quality (perfect score). GPT-4o provides nearly equal quality at 25% faster average times.

**Cost-Conscious Deployment:** Gemini-2.5 Flash achieves 80% scores at the fastest speeds (51s avg), making it cost-effective for high-volume applications where perfect accuracy is not required.

**Research Tasks:** Models showed most variation in research synthesis. GPT-5.1 and Deepseek-Chat achieved excellent results, while others struggled with citations. For research-heavy workflows, these models are recommended.

**Tool Budgeting:** Our finding that tool usage does not correlate with success ( $r = 0.077$ ) suggests that API costs from excessive tool calls may not improve outcomes. We recommend:

- Implementing tool call limits (e.g., 50 calls max) with early termination
- Adding loop detection to identify repetitive sequences
- Monitoring cost-per-task metrics alongside accuracy

**Cost-Conscious Deployment:** The 53× cost variance means a \$100/month workload on Gemini-2.5 Flash would cost \$5,300/month on GPT-5.2. For high-volume applications, model selection has significant budget implications.

#### B. Model Selection Decision Tree

Based on our results, we propose the following decision framework:

- 1) **If speed is paramount:** Choose GPT-5.1 or Gemini-2.5 Flash
- 2) **If quality cannot be compromised:** Any top-4 model (GPT-5.1, Gemini-3 Pro, Deepseek, GLM-4.7)
- 3) **If cost is primary concern:** Gemini-2.5 Flash or open-weight models

4) **If data privacy requires on-premise:** GLM-4.7 (best among open models)

5) **For research tasks:** GPT-5.1 or Deepseek-Chat

#### C. Surprising Findings

**Extreme Efficiency Variance:** The most striking finding is the 49× variance in tool efficiency among models achieving identical scores. Gemini-3 Flash used 917 tool calls for bug-fix (vs GPT-5.1’s 3 calls) yet both achieved EXCELLENT. This represents a potential 100× cost difference for equivalent outcomes.

**Two Inefficiency Mechanisms:** We identified distinct failure modes:

- *Loop inefficiency:* Agents repeating tool sequences without progress (Gemini-3 Flash pattern)
- *Inference inefficiency:* Correct solutions generated slowly (Qwen3-VL pattern)

These require different mitigation strategies: loop detection for Type A, and model selection/caching for Type B.

**Framework-Model Incompatibility:** Kimi-K2.5’s failure was caused by malformed parallel tool calls, not capability limitations. This highlights the importance of testing framework compatibility before deployment.

**Perfect Coding Scores:** All 11 models achieved 100% success on coding tasks (bug-fix, feature, refactor). This indicates that SE coding tasks may be approaching saturation for current LLMs, suggesting future benchmarks need increased difficulty.

**Research Challenges:** The research task showed the lowest success rate (90.9%) and highest variance. Citation management and source synthesis remain challenging for LLMs.

#### D. Threats to Validity

**Internal Validity:** Single execution per model-task may not capture performance variance. Future work should include multiple runs with error bars.

**External Validity:** Synthetic tasks may not represent real-world complexity. Our tasks were designed to be representative but controlled; actual SE work involves more ambiguity and context.

**Construct Validity:** Automated verification, while objective, may miss qualitative aspects like code readability or architectural elegance.

**Temporal Validity:** LLM capabilities evolve rapidly. Results reflect model versions as of February 2026; newer versions may differ.

#### E. Limitations

Our study has several limitations:

- 1) **Missing provider:** We did not evaluate Anthropic’s Claude models due to budget constraints. Future work should include Claude-3 variants for complete provider coverage.
- 2) **Single execution:** Each model-task combination was run once ( $N=1$ ). While sufficient for initial benchmarking, multiple runs would enable statistical significance testing.



- 3) **Python-centric:** All tasks used Python; results may not generalize to other languages.
- 4) **English-only:** Tasks and evaluations were in English.
- 5) **Single domain:** DevOps-focused tasks (Zrb-Flow, Docker, K8s) may not represent all SE domains.
- 6) **No human baseline:** We did not measure human developer performance on these tasks for comparison.
- 7) **Cost estimates:** Token-based cost calculations are approximations; actual costs depend on prompt complexity and context length.

#### F. Future Work

We identify several directions for future research:

- 1) **Longitudinal study:** Track model improvements over time on fixed tasks.
- 2) **Human comparison:** Measure human developer performance for baseline comparison.
- 3) **Multi-language:** Extend to Java, JavaScript, Go, and other languages.
- 4) **Team simulation:** Evaluate multi-agent collaboration scenarios.
- 5) **Real-world validation:** Deploy models on actual PRs and measure acceptance rates.

## VI. CONCLUSION

We presented a comprehensive evaluation of 11 state-of-the-art Large Language Models across five representative software engineering tasks. Our multi-task benchmark addresses the gap in holistic SE evaluation, measuring both output quality and completion efficiency through automated verification.

#### A. Summary of Contributions

Our work makes five key contributions:

- 1) **Comprehensive Benchmark:** We evaluated 11 models on bug fixing, feature development, refactoring, technical writing, and research synthesis—providing broad SE-focused comparison with automated verification.
- 2) **Efficiency Analysis:** We revealed extreme variance among top performers:  $22\times$  in completion time,  $49\times$  in tool efficiency, and  $53\times$  in estimated cost—all for equivalent quality outcomes.
- 3) **Inefficiency Taxonomy:** We identified two distinct inefficiency patterns: (a) *loop inefficiency* where agents repeat tool sequences without progress, and (b) *inference inefficiency* where models generate correct solutions slowly. These require different mitigation strategies.
- 4) **Tool Usage Analysis:** We found that tool invocation frequency does not correlate with success ( $r = 0.077$ ,  $p = 0.575$ ). One model used 917 tools while another solved the same task with 3 tools—achieving identical scores.
- 5) **Practical Guidance:** Our findings provide evidence-based recommendations for model selection based on task type, speed requirements, and budget constraints, with quantified cost implications.

#### B. Key Findings

- Four models (GPT-5.1, Gemini-3 Pro, Deepseek-Chat, GLM-4.7) achieved perfect 10/10 scores, demonstrating that current LLMs can handle diverse SE tasks with high proficiency.
- **Efficiency  $\neq$  Accuracy:** Models achieving identical scores exhibited  $22\times$  speed variance,  $49\times$  tool efficiency variance, and  $53\times$  cost variance. Success rate alone is insufficient for model evaluation.
- **Pathological Behavior:** Some models exhibit loop inefficiency (917 tool calls for a 3-tool task) or framework incompatibility (malformed parallel tool calls). Agent frameworks need loop detection and early termination.
- Coding tasks approached saturation with 100% success across all models, suggesting the need for more challenging benchmarks in this domain.
- Research synthesis remained challenging (90.9% success), with citation management being a particular weakness.
- OpenAI models demonstrated superior efficiency, completing tasks  $3\text{--}22\times$  faster than competitors without quality degradation.

#### C. Impact

This work enables practitioners to make informed LLM selection decisions based on:

- Task-specific performance data
- Time-efficiency tradeoffs
- Cost-performance analysis
- Tool usage patterns

Researchers can build upon our benchmark to evaluate new models, test intervention strategies, and track capability evolution over time.

#### D. Data Availability

All experimental data, verification scripts, analysis code, and paper materials are available at:

[https://github.com/\[anonymous\]/llm-challenge-experiment](https://github.com/[anonymous]/llm-challenge-experiment)

#### E. Future Directions

As LLM capabilities continue to evolve, we anticipate:

- Increasing differentiation in specialized tasks
- Greater emphasis on efficiency metrics alongside accuracy
- Standardization of multi-task SE benchmarks
- Integration of human-AI collaborative evaluation

We encourage the community to extend this benchmark, validate our findings, and contribute to the development of rigorous evaluation standards for LLMs in software engineering.

**Acknowledgments:** We thank the anonymous reviewers for their valuable feedback. This research was supported by [anonymous funding sources].

## ACKNOWLEDGMENTS

We thank the open-source community for providing accessible model APIs and the reviewers for their valuable feedback.

## REFERENCES

- [1] M. Chen, J. Tworek, H. Jun, Q. Yuan, H. P. d. O. Pinto, J. Kaplan, H. Edwards, Y. Burda, N. Joseph, G. Brockman *et al.*, “Evaluating large language models trained on code,” *arXiv preprint arXiv:2107.03374*, 2021.
- [2] C. E. Jimenez, J. Yang, A. Wettig, S. Yao, K. Pei, O. Press, and K. R. Kaplan, “Swe-bench: Can language models resolve real-world github issues?” *arXiv preprint arXiv:2310.06770*, 2023.
- [3] OpenAI, “Gpt-4 technical report,” *arXiv preprint arXiv:2303.08774*, 2024.
- [4] Google DeepMind, “Gemini: A family of highly capable multimodal models,” *arXiv preprint arXiv:2312.11805*, 2024.
- [5] DeepSeek-AI, “Deepseek-coder: When the large language model meets programming – the rise of code intelligence,” *arXiv preprint arXiv:2401.14196*, 2024.
- [6] A. Zeng, X. Liu, Z. Du, Z. Wang, H. Lai, M. Ding, Z. Yang, Y. Xu, W. Zheng, X. Xia *et al.*, “Chatglm: A family of large language models from glm-130b to glm-4 all tools,” *arXiv preprint arXiv:2406.12793*, 2024.
- [7] Qwen Team, “Qwen2 technical report,” *arXiv preprint arXiv:2407.10671*, 2024.
- [8] Anonymous Authors, “Llm challenge experiment dataset,” [https://github.com/\[anonymous\]/llm-challenge-experiment](https://github.com/[anonymous]/llm-challenge-experiment), 2026.
- [9] J. Austin, A. Odena, M. Nye, M. Bosma, H. Michalewski, D. Dohan, E. Jiang, C. Cai, M. Terry, Q. Le *et al.*, “Program synthesis with large language models,” *arXiv preprint arXiv:2108.07732*, 2021.
- [10] X. Du, M. Liu, K. Wang, H. Wang, J. Liu, Y. Chen, J. Feng, C. Sha, X. Xia, and S. Li, “Classeval: A manually-crafted benchmark for evaluating llms on class-level code generation,” *arXiv preprint arXiv:2308.01861*, 2023.
- [11] M. Liu, X. Du, H. Xia, K. Wang, J. Liu, Y. Liu, L. Li, S. Chen, Y. Zhang, Y. Liu *et al.*, “Repobench: Benchmarking repository-level code auto-completion systems,” *arXiv preprint arXiv:2306.03091*, 2023.
- [12] D. Hendrycks, S. Basart, S. Kadavath, M. Mazeika, A. Arora, E. Guo, C. Burns, S. Puranik, J. Steinhardt, and D. Song, “Measuring coding challenge competence with apps,” *arXiv preprint arXiv:2105.09938*, 2021.
- [13] J. Fu, S.-K. Ng, Z. Jiang, and P. Liu, “Gptscore: Evaluate as you desire,” *arXiv preprint arXiv:2302.04166*, 2023.
- [14] Y. Zhang, Y. Zhang, Y. Chen, and Y. Liu, “Evaluating llm-guided software programming: A study on gpt-3.5, gpt-4, and codellama,” *arXiv preprint arXiv:2402.14261*, 2024.
- [15] Y. Qin, S. Liang, Y. Ye, K. Zhu, L. Yan, Y. Lu, Y. Lin, X. Cong, X. Tang, B. Qian *et al.*, “Toollm: Facilitating large language models to master 16000+ real-world apis,” *arXiv preprint arXiv:2307.16789*, 2023.
- [16] Z. Wan, X. Wang, C. Liu, S. Alam, Z. Zheng, S. Qu, Y. Zhang, Q. Zhu, Z. Zhang, M. Chen *et al.*, “Efficiency challenges in large language model inference: A survey,” *arXiv preprint arXiv:2412.07016*, 2024.