

PlanViz: Evaluating Planning-Oriented Image Generation and Editing for Computer-Use Tasks

Junxian Li*
Kai Liu*
Leyang Chen*
Shanghai Jiao Tong University
Shanghai, China

Weida Wang
Fudan University
Shanghai, China

Zhixin Wang
Jiaqi Xu
Fan Li
Renjing Pei
Huawei Technologies Ltd
Shenzhen, China

Linghe Kong
Shanghai Jiao Tong University
Shanghai, China

Yulun Zhang[†]
Shanghai Jiao Tong University
Shanghai, China
yulun100@gmail.com

Abstract

Unified multimodal models (UMMs) have shown impressive capabilities in generating natural images and supporting multimodal reasoning. However, their potential in supporting computer-use planning tasks, which are closely related to our lives, remain underexplored. Image generation and editing in computer-use tasks require capabilities like spatial reasoning and procedural understanding, and it is still unknown whether UMMs have these capabilities to finish these tasks or not. Therefore, we propose PlanViz, a new benchmark designed to evaluate image generation and editing for computer-use tasks. To achieve the goal of our evaluation, we focus on sub-tasks which frequently involve in daily life and require planning. Specifically, three representative sub-tasks are designed: route planning, work diagramming, and web&UI displaying. We address challenges in data quality ensuring by curating human-annotated questions and reference images, and a quality control process. For detailed and exact evaluation, a task-adaptive score, PlanScore, is proposed. The score helps understanding the correctness, visual quality and efficiency of generated images. Through experiments, we highlight key limitations and opportunities for future research on this topic.

CCS Concepts

• **Information systems** → **Multimedia information systems**.

Keywords

Unified Multimodal Models, Image Generation, Computer-use Tasks

ACM Reference Format:

Junxian Li, Kai Liu, Leyang Chen, Weida Wang, Zhixin Wang, Jiaqi Xu, Fan Li, Renjing Pei, Linghe Kong, and Yulun Zhang. 2018. PlanViz: Evaluating Planning-Oriented Image Generation and Editing for Computer-Use Tasks. In *Proceedings of Make sure to enter the correct conference title from your rights confirmation email (Conference acronym 'XX)*. ACM, New York, NY, USA, 10 pages. <https://doi.org/XXXXXXX.XXXXXXX>

*Both authors contributed equally to this research.

[†]Corresponding author.

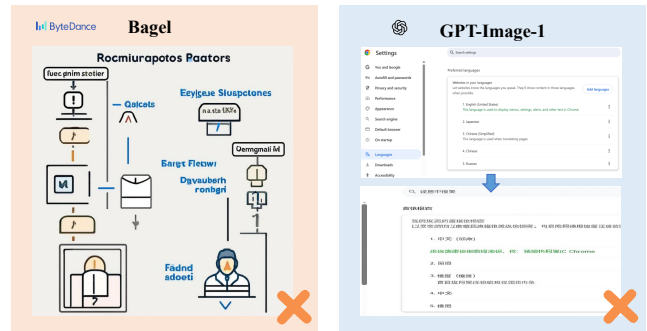


Figure 1: Examples of generation (left) and editing (right). The queries are “generating a flowchart on how to apply a VISA” and “show what happens if setting ‘Chinese(Simplified)’ to the display language”. Both UMMs make mistakes: Bagel doesn’t provide a complete workflow and texts are meaningless; GPT-Image-1 provides garbled characters and fails to keep the total layout.

1 Introduction

Unified multimodal models (UMMs) [7, 11, 29, 45] have seen remarkable developments recently. They integrate the understanding and generation capabilities of multimodal large language models (MLLMs) and diffusion or flow models. Such integration helps UMMs understand diverse tasks better and find correct directions of generation more easily. As a result, advanced UMMs can overcome more complex tasks like creative drawing, multi-image fusion, and logical editing [9, 26, 30], which prior models only for image generation or editing [10, 31] struggle to deal with.

Despite the huge success of UMMs in generating natural images, there exists a largely underexplored dimension for them: image generation and editing for computer-use tasks. Unlike natural scenes, computer-related visual content, such as graphical user interfaces, structured workflows, and slide layouts, is foundational to modern professional and personal daily lives. Therefore, the capabilities of UMMs to accurately synthesize and manipulate such functional visuals for users directly reveal their utility as real-world assistants.

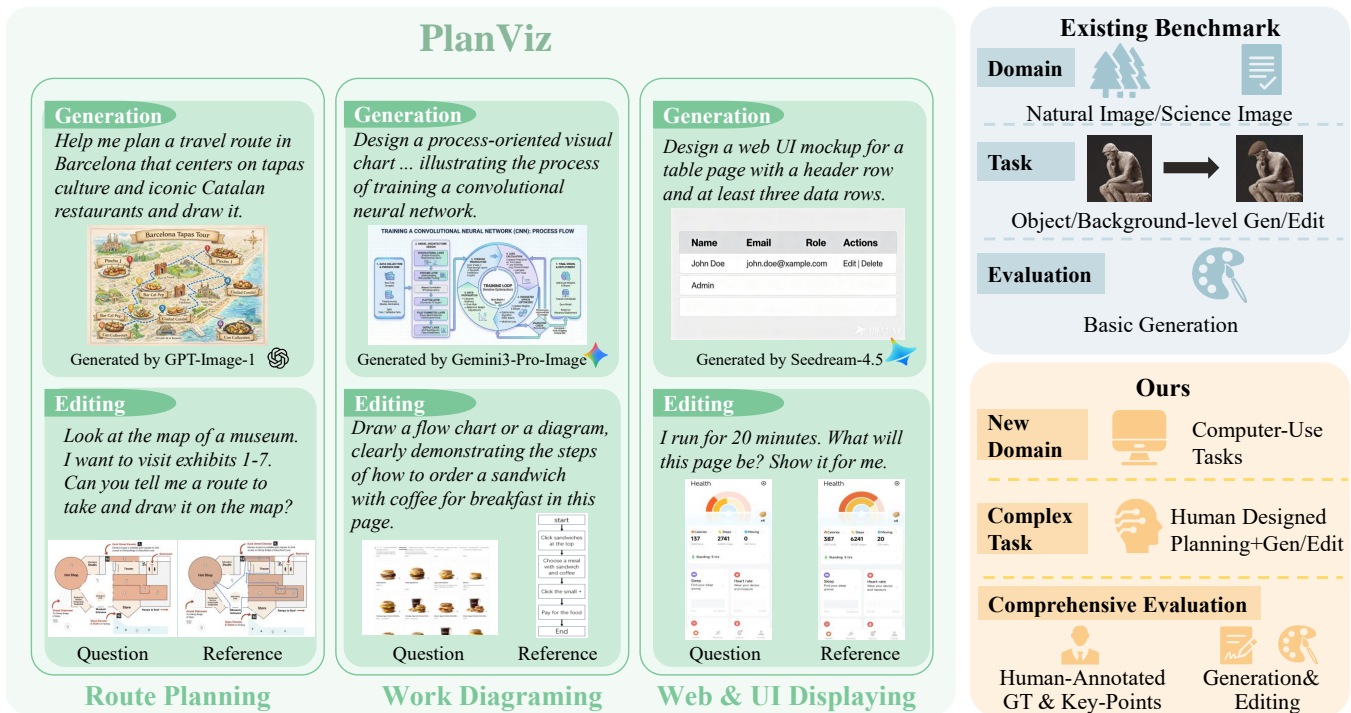


Figure 2: The overview of PlanViz. Our evaluation includes image generation and editing, with three proposed sub-tasks: route planning, work diagramming, and web&UI displaying. Compared with existing benchmarks, we introduce a new domain, computer-use tasks for the application of UMMs, and explore the planning capabilities of them with huge human effort.

Furthermore, these tasks demand a higher degree of structural precision and semantic consistency than typical image generation. Under these requirements, UMMs have to understand and precisely plan the tasks for generating high-quality images. Examples in Figure 1 support this perspective. Conversely, these requirements remain underexplored by current evaluation frameworks.

Therefore, it becomes crucial to evaluate the performance of UMMs in the context of such computer-use scenarios. To fulfill this gap, we propose **PlanViz**, the first benchmark specially designed for image generation and editing in computer-use tasks with planning. Note that several challenges exist on constructing the benchmark: (i) **specifying the target tasks** for evaluation, (ii) **collecting high-quality data**, as existing datasets and benchmarks for UMMs mainly include natural images and instructions based on them, (iii) **defining a detailed and exact judgment method** since tasks may change a lot across images and instructions. To solve challenge (i), we consider two core aspects mentioned above across numerous computer-use tasks: **frequently involved in daily-life** and **including planning steps** and choose three kinds of sub-tasks: route planning, workflow diagramming, and web&UI displaying, as shown in Figure 2. To solve challenge (ii), we manually collect and annotate the whole dataset with quality control. Additionally, we get inspired from MLLM-as-judge and propose a new task-adaptive metric, PlanScore, for challenge (iii). PlanScore consists of three aspects: *Cor*, *Vis* and *Ef*. These aspects measure the correctness and visual quality of generated images, together with whether they

contain unnecessary or irrelevant content. Regarding real-life experience that sometimes tasks include exact destinations or goals and sometimes not, we classify all questions into two categories: **open-ended generation** and **closed-ended generation**. In conclusion, our proposed benchmark provides a representative and detailed view of the capabilities of UMMs to finish image generation and editing in computer-use tasks.

Extensive experiments are conducted on SOTA (state-of-the-art) UMMs and models only for image generation and editing. Results illustrate that inconsistency on performance exists across almost all models and tasks. This is likely due to the mismatch between the models' mostly reactive generation behavior and the explicit planning requirements imposed by different tasks. Additionally, we discover an obvious gap between open-source and closed-source proprietary UMMs. Among all models and sub-tasks, GPT-Image-1 shows the best performance, while it still struggles with editing tasks. Models also tend to perform better on close-ended questions than open-ended ones, suggesting that detailed, fine-grained guidance is important in our tasks. These findings highlight a direction for future research. In summary, our contributions are threefold:

- We propose PlanViz, a representative and real-world-relevant benchmark. To the best of our knowledge, this is the first benchmark evaluating image generation and editing in computer-use tasks with planning process.
- We propose PlanScore, a task-adaptive judgment score including three aspects: correctness of generated images, visual quality, and

measurements of unwanted parts. By utilizing MLLM-as-judge, this provides a detailed and automated evaluation process.

- We conduct a large-scale evaluation and analysis on 13 open-source or proprietary UMMs, together with 9 models only for image generation and editing. Results provide insightful findings about capabilities of UMMs in this new domain, and highlight areas for future improvement.

2 Related Work

Computer-use tasks. Computer-use tasks include numerous sub-tasks like GUI interactions, workflow designing, map navigation and so on. These tasks are frequently involved in our daily life, and developing real-world AI assistants to solve these tasks has been a growing trend [8, 12, 13, 19, 33, 34, 49]. Therefore, we tend to evaluate whether image generation or editing models, especially UMMs, can finish these tasks well.

UMMs. UMMs refer to models integrating understanding capabilities of MLLMs [16, 22, 25, 35, 37, 52, 56] and generation capabilities of diffusion or flow models [3, 10, 20, 31, 40, 41]. Recent works on this topic [2, 7, 11, 24, 46, 48] try to develop end-to-end UMMs based on this idea, providing strong multimodal reasoning capabilities benefiting generation. The latest state-of-the-art models, like GPT-Image-1 [29] and Gemini3-Pro-Image [15] see a huge improvement in understanding very detailed and complex instructions and generating images.

Previous benchmarks & evaluation metrics for UMMs. Previous benchmarks typically contain only generating natural images. Some recent benchmarks include generating logically meaningful images or images requiring domain knowledge, like math or physics. UniEval [23], ROVER [26], WiseEdit [30] and GenExam [42] are some of them. However, they rarely explore whether UMMs can handle and plan various computer-use tasks and visualize them correctly. Similar to benchmarking image-generation models, evaluation metrics about image quality like LPIPS [53], FID [18] or object-level metrics [14] are frequently used. To evaluate whether generated images satisfy certain specific textual requirements, recent work [26, 42] has also considered using MLLM-as-judge [5]. Inspired by this, we design special evaluation metrics based on MLLM-as-judge, better fitting for our task.

3 PlanViz

3.1 Benchmarking Objective

Table 1 shows the comparison of our benchmark to existing ones. Different from benchmarks built from natural or science images, our goal is to facilitate understanding of the capabilities of UMMs on both generating and editing images for everyday computer-use tasks. To achieve this goal, we first discover that computer-use tasks usually include multiple complex logical or structural constraints, where Figure 2 illustrates some. Accordingly, we formally define **planning** in our evaluation:

Definition: *Unlike classical planning, which focuses on explicit state-action understanding and search, planning here means whether models can translate **multiple complex** goals and constraints into a **functional** visual outcome for computer-use tasks.*

Table 1: Comparison with other benchmarks.

Benchmarks	Domain	Type	Planning	Keypoints
ROVER [26]	Natural/science image	Edit	✗	✗
GenExam [42]	Science(exam) image	Gen	✗	✓
WiseEdit [30]	Mostly natural image	Edit	✗	✗
PlanViz (ours)	Computer-use image	Gen&Edit	✓	✓

We introduce three representative sub-tasks frequently involved in daily life, and also include planning processes: **route planning**, **workflow diagramming**, and **web&UI displaying**. Then, we introduce the sub-tasks sequentially.

Route planning. See Figure 2 left-top, route planning focuses on planning or designing a route with specific needs. For **image generation**, the goal is to design and generate a travel or hiking route that connects various landmarks, such as food destinations or historical sites, within a renowned city or tourist area. For **image editing**, the task involves planning a route on a given map (like a museum or theme park), according to predefined objectives. The route planning process aims to provide the well-optimized generated or edited routes by taking into account various factors, such as the order of destinations, distance, and user preferences.

Workflow diagramming. See Figure 2 left-mid. Workflow diagramming focuses on designing flowcharts for common everyday works. For **image generation**, the evaluation covers a wide range of workflows, including meeting preparation, scientific research, etc. The models are required to generate corresponding flowcharts or diagrams. For **image editing**, the evaluation not only includes modifying existing flowcharts according to requirements, but introduces more challenging tasks: *based on a webpage or app interface, a flowchart must be drawn to show the process of completing a specific task on that page*. These tasks require models to parse and transform knowledge about works & visual layouts into structured diagrams.

Web&UI displaying. See Figure 2 left-bottom, this sub-task focuses on generating or editing website or UI interfaces to meet user requirements. For **image generation**, the evaluation covers generating UI interfaces with different icons, numbers of labels, and relationships between their positions. For **image editing**, the task goes beyond simple modifications such as changing colors or shapes. It involves a more challenging editing process. *Based on the current state of a website or UI and provided user interactions, models are queried to generate the potential state of the page after those actions*. The evaluation of image editing under this sub-task tests the model’s abilities like implicit mathematical operations, multi-step actions and so on.

Open-ended & closed-ended. Besides proposed sub-tasks, we notice that computer-use tasks in real-life sometimes include clear, detailed goals like buying a specified thing on a specified website, while sometimes only include rough directions like booking a room. Therefore, we categorize all questions as *open-ended* and *closed-ended*. Open-ended questions have no fixed answers, whereas closed-ended ones usually have more well-defined answers and allow fine-grained scoring. There are 231 open and 129 closed questions in total. Examples are in the supplementary.

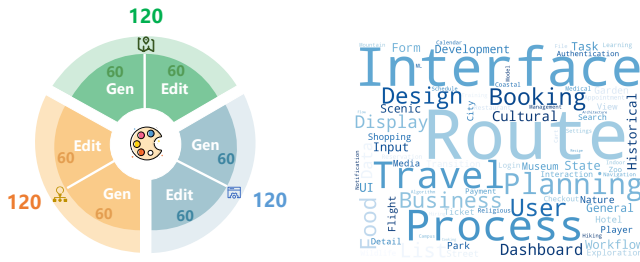


Figure 3: The distribution (left) and the word cloud (right) of our benchmark. The green part represents route planning, while the orange part represents workflow diagramming, and the blue part represents web&UI displaying. The word cloud shows the hot topics in all questions of our benchmark.

3.2 Data Construction

See Figure 4, the purpose of this part is to introduce the data construction process of PlanViz in detail.

Step 1. High-quality data collection. For all **editing** sub-tasks, we manually¹ collect the source images from websites or apps. This step includes manually taking screenshots from various websites and apps. Detailed data sources and collection methods are justified in the supplementary material.

We obey three key rules to collect high-quality images: (i) images should be clear, with the roads (route planning), patterns and layouts clearly visible, (ii) the texts, if they exist, should also be easy to recognize, (iii) chosen images are better to be taken from real-world maps, GUI screens, etc. Totally, nearly 500 images are collected. We double-check all of them and leave 60 high-quality ones suitable for each sub-task of editing. After filtering, all scenarios in the benchmark are independent, with **no highly similar scenes present**. Notably, the state change is also recorded for web&UI displaying tasks, described in Section 3.3. Then, unique questions are manually designed for each image. For **generation** sub-tasks, we also manually provide 60 questions each to have a balanced evaluation. Along with the process, whether questions are “open-ended” or “closed-ended” is also recorded. Overall, the data distribution and topic-level word cloud are shown in Figure 3. The number of questions is similar to prior works [42, 55].

Step 2. Human annotation. We note that, under our **image editing** settings, the solutions are potentially non-unique. However, there often exist relatively better answers that can be identified through human annotation. Therefore, we conduct a human annotation process for them and provide reference images serving as reference answers, shown in the supplementary material. Notably, for web&UI displaying, we take the action mentioned in our question on the real screens, and record the screenshot of the changed screens. These reference images are provided for the MLLM when judging scores. We also manually annotate the key points of each question for scoring. Details are in Section 3.3.

¹“manually” here means that well-trained Ph.D. candidate students in Computer Science, who have led the construction of at least 2 other benchmarks, do this work manually. The same meaning is implied in the following context.

Step 3. Quality check. To ensure the quality of human annotation, we use a blind-test strategy. In detail, another human annotators are recruited who do not know the ones build the dataset, to check two things²: (i) the difficulty of each question is proper or not (ii) the annotated reference images and keypoints (Section 3.3) are correct or not. If both are satisfied, this question is given 1 point; if not, 0 points are given. The total annotation score is 0.96, suggesting a strong agreement on the annotation. For the controversial cases, all annotators are called together to modify them.

Step 4. Prompt style transformation. We also hope that the language styles of questions can be diverse, due to the fact that various language styles can be used by users in daily life. For this purpose, we utilize GPT-4o [2] to transform the language style of each query to ensure the diversity of them, to the greatest extent possible. Here GPT-4o is used solely to paraphrase the prompts at the surface level (e.g., tone, wording, and linguistic style), without altering task semantics or introducing any information that could provide prior advantages to closed-source propriety models.

3.3 Score Judgement Pipeline

To tackle the problems in Section 1, we propose a special task-adaptive score, **PlanScore**, to provide a detailed and accurate view of UMMs’ abilities in this era.

Sample cases of generation results are checked to make sure the dimensions of our score. Details are in the supplementary. Based on these observations, **PlanScore** consists of three dimensions. (i) Correctness (*Cor*), which requires the models to generate *correct* images successfully solving the task with *obeying certain rules*. For instance, the planned route should follow existing roads, paths, etc. (ii) Visual Quality (*Vis*), which measures whether models generate *visually and semantically coherent* images. For editing tasks in route planning and web&UI displaying, the generated images are also evaluated to determine whether they keep the unchanged layout, details, objects, texts, and so on in the original images. Notably, editing tasks in workflow diagramming require workflows as results, and these workflows do not need to be “similar” to the original websites. (iii) Efficiency (*Ef*), which measures whether the models generate images without including items not required.

To quantify these dimensions, we adopt task-adaptive MLLM-as-judge [27], following previous works [26, 30, 42], as an automated evaluation pipeline. We observe that, score judgment in our task not only relies on object or scene-level understanding in previous works, but also **fine-grained visual understanding and small-text extraction, as demonstrated in Figure 5**. Based on this observation, a recently published open-source MLLM with strong mentioned capabilities, Qwen3-VL-235B-A22B-Instruct [50], is leveraged to make the judgment. Details of this model are in the supplementary material. Naturally, it’s crucial to provide MLLMs with detailed rating levels and scoring criteria to get exact scores. For *Cor*, we introduce a key-point-based measurement. A unique set of key score points \mathcal{P} is annotated to each question, including points from general (like “a complete diagram should be provided”) to specific (like “the planned route should visit two museums in the image”). Notably, as image generation and editing typically do not have a single ground-truth answer, the keypoints evaluate only whether

²They do this by discussing together and asking GPT-5.1 [28]

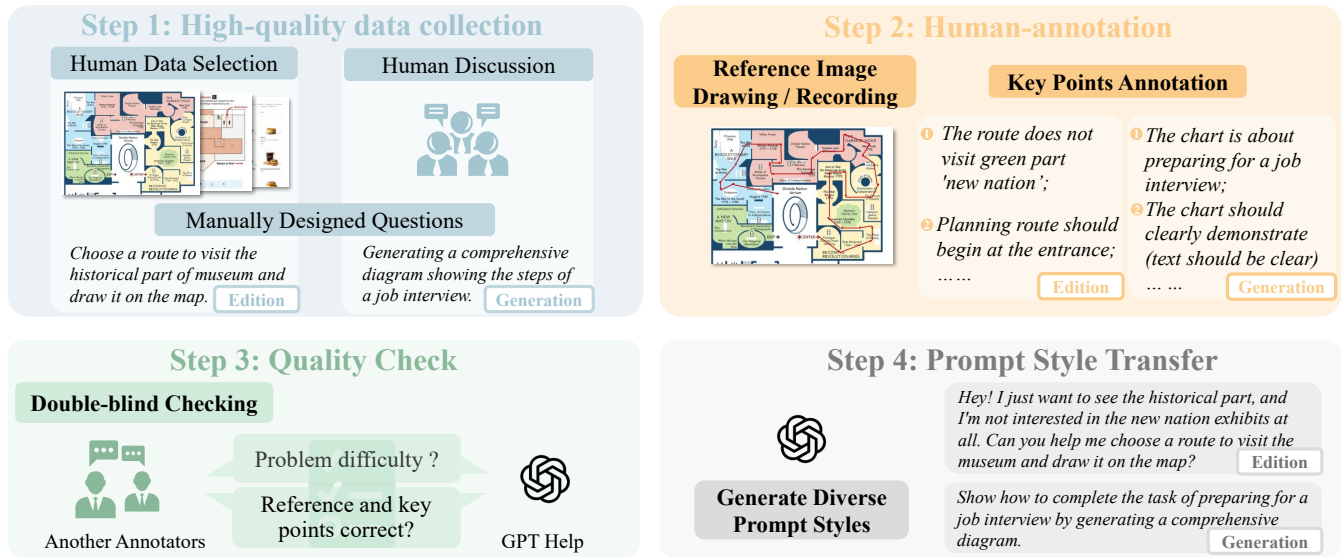


Figure 4: Pipeline of data construction. It consists of four stages: high-quality data collecting and cleaning, human annotation, quality check, and prompt style transformation. These stages are displayed from the top-left to the bottom right.

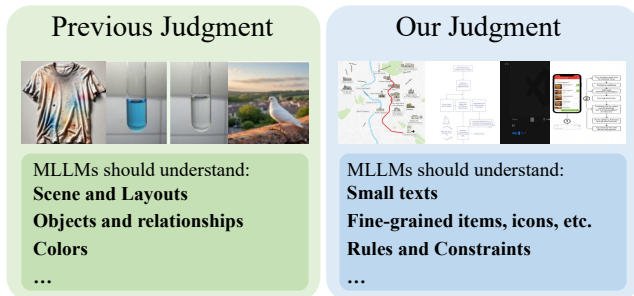


Figure 5: Difference between MLLM-as-judges in previous benchmarks and ours.

user requirements are satisfied and whether the generated content is logically consistent and complete. After that, we let the MLLM judge the set of satisfied key points \mathcal{P}_s . So we have $Cor = \frac{|\mathcal{P}_s|}{|\mathcal{P}|}$, where $|\cdot|$ is the number of elements in a set. As mentioned in Section 3.2, unique human-annotated reference images are also given MLLM in judgment of this score, to help it better understand the tasks and what correct answers should be.

For the other two dimensions, the full score is set to 5. The MLLM is requested to give scores S_v (Visual Quality) and S_e (Efficiency) between 0 and 5 through special prompts. We then do $Vis = S_v/5$ and $Ef = S_e/5$ to have the same scale of three dimensions. Finally, we have $Cor, Vis, Ef \in [0, 1]$. Detailed statistics and prompts are in the supplementary material. In sum, our method of judging scores can provide an exact and comprehensive view of generated images.

3.4 Evaluation Reliability

We first include a human study to test whether our judgment method is consistent with human intuition. Regarding [42, 55],

Table 2: Correlation between human and model judgments.

Models & Metrics	OmniGen2			GPT-Image-1		
	Cor	Vis	Ef	Cor	Vis	Ef
MLLM Mean	0.20	0.71	0.52	0.65	0.84	0.86
Human Mean	0.18	0.76	0.48	0.68	0.78	0.81
Human-MLLM r	0.92	0.83	0.85	0.88	0.79	0.83
Human-MLLM MAE	0.02	0.05	0.04	0.03	0.08	0.05

10 human annotators are recruited here. 30% samples in our dataset are selected, individually from the generation results of OmniGen2 and GPT-Image-1 of both generating and editing tasks, and for each image generated by them, we employ our annotators to judge the PlanScore. we report the mean, Pearson correlation coefficient (r) and Mean Absolute Error (MAE) in Table 2. This evaluation is consistent with prior works like [26, 42, 55]. During evaluation, we notice that the MLLM sometimes assess higher Vis and Ef scores in our tasks, but not much. Study results suggest that a strong agreement exists between human judgments and MLLM's judgments with $r > 0.8$ mostly, MAEs in an acceptable scope.

For better proving reliability of our judgment, we employ GPT-5 [28] on these sampled data for cross-model evaluation, and detailed reports are in the supplementary material. This evaluation also suggests that judgment from our judge can reliably reflect the performances on PlanViz.

4 Experiment

The purpose of this section is to benchmark the performance of recent UMMs, together with prior image generation and editing models. Main results and findings are in Section 4.2, including score distribution and influence of prompt styles. We'd like to show

Table 3: Main results on image editing tasks. “Avg” means the average of scores. All scores are between 0 and 1. We highlight the best performance of *Cor*, for it is the most important score. We also add scores from our annotated reference images.

Models	Params	Route Planning				Workflow Diagramming				Web&UI Displaying				Overall
		<i>Cor</i> ↑	<i>Vis</i> ↑	<i>Ef</i> ↑	Avg ↑	<i>Cor</i> ↑	<i>Vis</i> ↑	<i>Ef</i> ↑	Avg ↑	<i>Cor</i> ↑	<i>Vis</i> ↑	<i>Ef</i> ↑	Avg ↑	Avg ↑
Open-source Edit-only Models														
AnyEdit [51]	1B	0.00	0.82	0.70	0.51	0.00	0.50	0.31	0.27	0.01	0.56	0.52	0.36	0.36
OmniGen [47]	4B	0.00	0.77	0.62	0.46	0.00	0.58	0.16	0.25	0.01	0.34	0.31	0.22	0.31
UltraEdit [54]	8B	0.02	0.44	0.29	0.25	0.05	0.54	0.17	0.25	0.03	0.71	0.58	0.44	0.31
SD-3.5-large [31]	8B	0.02	0.41	0.29	0.24	0.01	0.30	0.17	0.16	0.02	0.14	0.22	0.13	0.18
Step1X-Edit-v1p2 [27]	12B	0.02	0.75	0.64	0.47	0.03	0.49	0.29	0.27	0.01	0.76	0.59	0.45	0.40
Step1X-Edit-v1p2 (Thinking) [27]	12B	0.04	0.91	0.63	0.53	0.05	0.48	0.31	0.28	0.05	0.77	0.70	0.51	0.44
FLUX.1-Kontext-dev [20]	12B	0.11	0.57	0.42	0.37	0.02	0.36	0.20	0.19	0.00	0.57	0.40	0.32	0.29
Hidream-E1-Full [4]	17B	0.00	0.33	0.25	0.19	0.11	0.19	0.15	0.15	0.02	0.26	0.20	0.16	0.17
Qwen-Image-Edit [44]	20B	0.15	0.73	0.57	0.48	0.15	0.36	0.29	0.27	0.07	0.60	0.61	0.43	0.39
Open-source UMMs														
Onecat [21]	3B	0.00	0.16	0.33	0.16	0.00	0.10	0.12	0.07	0.02	0.09	0.19	0.10	0.11
Ovis-U1 [39]	3B	0.17	0.32	0.19	0.23	0.08	0.31	0.13	0.17	0.05	0.41	0.30	0.25	0.22
Janus-4o [6]	7B	0.20	0.37	0.29	0.29	0.00	0.36	0.11	0.16	0.00	0.30	0.19	0.16	0.20
OmniGen2 [45]	7B	0.27	0.84	0.78	0.63	0.00	0.69	0.44	0.38	0.05	0.69	0.56	0.43	0.48
UniPic2-Metaquery [43]	9B	0.26	0.72	0.52	0.50	0.06	0.46	0.13	0.22	0.04	0.37	0.40	0.27	0.33
UniPic2-Metaquery-GRPO [43]	9B	0.00	0.79	0.54	0.44	0.12	0.44	0.24	0.27	0.14	0.62	0.56	0.44	0.38
NextStep-1-Large-Edit [36]	14B	0.00	0.34	0.21	0.18	0.03	0.26	0.14	0.14	0.00	0.16	0.00	0.05	0.13
Bagel [11]	14B	0.04	0.03	0.73	0.27	0.05	0.33	0.05	0.14	0.07	0.02	0.06	0.05	0.15
Bagel (Thinking) [11]	14B	0.05	0.37	0.23	0.22	0.10	0.57	0.14	0.27	0.04	0.04	0.10	0.06	0.18
Closed-source Propriety Models														
Wan-2.5-i2i-preview [38]	—	0.12	0.70	0.56	0.46	0.18	0.57	0.41	0.39	0.18	0.82	0.78	0.59	0.48
Seedream-4.5 [32]	—	0.39	0.85	0.69	0.64	0.51	0.87	0.83	0.74	0.30	0.79	0.78	0.62	0.67
GPT-Image-1 [29]	—	0.42	0.59	0.63	0.55	0.42	0.93	0.92	0.76	0.30	0.57	0.75	0.53	0.61
Gemini3-Pro-Image [15]	—	0.11	0.06	0.53	0.23	0.35	0.01	0.72	0.36	0.12	0.02	0.30	0.15	0.25
Human Reference	—	1.00	0.96	0.98	0.98	1.00	0.97	1.00	0.99	1.00	0.98	0.97	0.98	0.98

example cases in Section 4.3. Note that in our experiments, *Cor* is the most important score to measure whether models can plan tasks and generate with correct and useful images.

4.1 Implementation

Models & Evaluation settings. We apply recent state-of-the-art open-source or closed-source SOTA UMMs. Some prior models are also utilized. We evaluate all closed-source models through their official API. The list of models and evaluation details are in the supplementary material. Notably, we randomly select a subset of 50 images from all generations and utilize the Python API of Qwen3-VL-235B-A22B-Instruct, mentioned in Section 3.3 to judge them 10 times. We discover that very similar scores are given, and after calculating the *Coefficient of Variation* [1] ($\frac{\text{mean}}{\text{standard deviation}} \times 100\%$), we gain a 3.4% score, suggesting the stability of our evaluation.

4.2 Main Results

Table 3 (editing) and Table 4 (generation) show the performance of recruited models on proposed tasks. The experimental results highlight **five key findings**.

① **Challenges and strengths of PlanViz.** Experimental results underscore a capability gap: whereas image editing remains challenging with even SOTA models (0.61-0.67) trailing human-annotated ground truth by a wide margin. Moreover, image generation exhibits a sharp performance divide between closed-source proprietary models (e.g., Seedream 4.5, 0.88) and open-source counterparts (typically <0.55). As for *Cor*, the trend seems clearer. The *Cors* of SOTA models in image editing tasks are from 0.3 to 0.5, falling far behind the references. While in image generation, when proprietary models gain *Cor* near 0.8-0.9, scores from almost all open-source models are below 0.5, and open-source UMMs do not show obvious advantages compared with generation-only models.

We also discover that a wide range of models perform poorly on *Vis* and *Ef*, suggesting that visual incoherence and inconsistency, and unwanted parts in images occur frequently. These observations across sub-tasks and model tiers confirm that our benchmark is challenging for models. In sum, PlanViz avoids the problem of evaluation saturation, and highlighting challenges and research directions among current models, especially open-source UMMs.

② **Performance inconsistency between generation and editing tasks.** A cross-comparison of Table 3 and Table 4 reveals a

Table 4: Main results on image generation tasks. “Avg” means the average of scores. All scores are between 0 and 1. We highlight the best performance of *Cor*, for it is the most important score on these tasks. “Generation” means image generation here.

Models	Params	Route Planning				Workflow Diagramming				Web & UI Displaying				Overall
		<i>Cor</i> ↑	<i>Vis</i> ↑	<i>Ef</i> ↑	Avg ↑	<i>Cor</i> ↑	<i>Vis</i> ↑	<i>Ef</i> ↑	Avg ↑	<i>Cor</i> ↑	<i>Vis</i> ↑	<i>Ef</i> ↑	Avg ↑	Avg ↑
Open-source Generation-only Models														
OmniGen [47]	4B	0.01	0.85	0.75	0.54	0.01	0.43	0.20	0.21	0.21	0.75	0.24	0.40	0.38
SD-3.5-large [31]	8B	0.24	0.81	0.60	0.55	0.26	0.45	0.31	0.34	0.67	0.58	0.45	0.57	0.49
FLUX.1 dev [20]	12B	0.10	0.95	0.51	0.52	0.05	0.46	0.18	0.23	0.70	0.76	0.60	0.69	0.48
Hidream-I1-Full [4]	17B	0.03	0.85	0.27	0.38	0.00	0.56	0.11	0.22	0.06	0.54	0.12	0.24	0.28
Qwen-Image [44]	20B	0.46	0.74	0.66	0.62	0.77	0.71	0.84	0.77	0.77	0.84	0.78	0.80	0.73
Open-source UMMs														
Onecat [21]	3B	0.04	0.44	0.50	0.33	0.01	0.22	0.27	0.17	0.19	0.30	0.33	0.27	0.26
Ovis-U1 [39]	3B	0.11	0.79	0.66	0.52	0.15	0.43	0.19	0.24	0.27	0.48	0.35	0.37	0.38
Janus-4o [6]	7B	0.09	0.93	0.87	0.63	0.25	0.47	0.29	0.31	0.43	0.57	0.62	0.54	0.49
OmniGen2 [45]	7B	0.13	0.88	0.65	0.55	0.23	0.43	0.23	0.22	0.60	0.71	0.58	0.63	0.47
UniPic2-Metaquery [43]	9B	0.02	0.87	0.45	0.45	0.00	0.55	0.05	0.20	0.50	0.60	0.56	0.55	0.40
UniPic2-Metaquery-GRPO [43]	9B	0.14	0.79	0.54	0.49	0.13	0.44	0.24	0.27	0.54	0.62	0.56	0.57	0.44
NextStep-1-Large [36]	14B	0.00	0.59	0.02	0.20	0.00	0.58	0.00	0.19	0.00	0.96	0.00	0.32	0.24
Bagel [11]	14B	0.07	0.94	0.73	0.58	0.09	0.39	0.13	0.20	0.35	0.62	0.44	0.47	0.42
Bagel-Thinking [11]	14B	0.42	0.85	0.70	0.66	0.22	0.56	0.39	0.39	0.55	0.69	0.69	0.64	0.56
Closed-source Propriety Models														
Wan-2.5-t2i-preview [38]	—	0.73	0.74	0.90	0.79	0.91	0.86	0.90	0.89	0.80	0.79	0.85	0.81	0.83
Seedream-4.5 [32]	—	0.81	0.78	0.89	0.83	0.88	0.94	0.92	0.91	0.86	0.92	0.88	0.89	0.88
GPT-Image-1 [29]	—	0.67	0.96	0.98	0.87	0.89	0.97	0.92	0.93	0.92	0.92	0.90	0.91	0.80
Gemini3-Pro-Image [15]	—	0.78	0.89	0.80	0.82	0.89	0.82	0.87	0.86	0.92	0.90	0.80	0.87	0.85

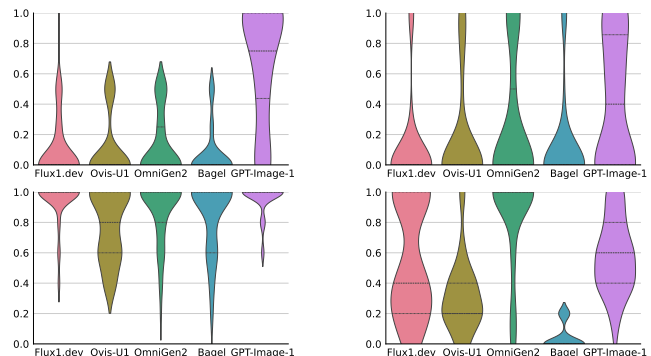
pronounced performance inconsistency in models, where image editing lags behind image generation. Empirical evidence shows a significant degradation in both *Cor* and overall average scores across nearly all tasks. For instance, Qwen-Image models achieve *Cor* of 0.46, 0.77, and 0.77 in the generation tasks, but plummet to no more than 0.15 in the editing tasks, while Seedream-4.5 experiences a decline from 0.88 to 0.67 in overall score. This performance gap suggests that while current models, including UMMs, are adept at mapping high-level semantics to visual pixels for generation tasks, they struggle to handle the “dual-constraint” of task in editing tasks. Unlike generation, which allows for higher stochastic variance, editing necessitates fine-grained spatial reasoning and a complex changing process, representing higher complexity.

③ **Performance inconsistency between sub-tasks.** We discover that in image generation tasks, route planning is much more difficult than the other two tasks, as the SOTA of *Cor* is only 0.81, compared with about 0.90 of workflow design and web&UI displaying. While in image editing, all three tasks are big challenges for models, as the SOTA scores are much lower. The performances of other models are also sensitive to the categories of sub-tasks. These are likely due to the mismatch between the models’ mostly reactive generation behavior and the explicit planning requirements imposed by different tasks. Our findings suggest that modern UMMs still have a long way to go on visualizing complex planning processes, like detailed routes or workflows from websites.

④ **Task-specific sensitivity of thinking-based generation.** The integration of “Thinking” mechanisms, including GRPO [17], within UMMs exhibits non-uniform effectiveness across different

Table 5: Performance comparison between open-ended questions and closed-ended questions. Each score is the average of three sub-tasks. Best correctness is highlighted.

Models	Open (Gen)			Closed (Gen)			Open (Edit)			Closed (Edit)		
	<i>Cor</i>	<i>Vis</i>	<i>Ef</i>	<i>Cor</i>	<i>Vis</i>	<i>Ef</i>	<i>Cor</i>	<i>Vis</i>	<i>Ef</i>	<i>Cor</i>	<i>Vis</i>	<i>Ef</i>
FLUX.1 dev	0.20	0.71	0.39	0.67	0.79	0.63	0.05	0.55	0.39	0.05	0.47	0.31
Ovis-U1	0.14	0.58	0.40	0.23	0.50	0.93	0.05	0.34	0.30	0.14	0.35	0.19
OmniGen2	0.23	0.66	0.47	0.78	0.76	0.60	0.14	0.79	0.58	0.08	0.75	0.60
Bagel	0.11	0.66	0.43	0.47	0.61	0.45	0.08	0.08	0.14	0.09	0.17	0.07
GPT-Image-1	0.83	0.94	0.94	0.96	1.00	0.93	0.39	0.55	0.75	0.44	0.84	0.78

**Figure 6: Score distribution across different models. We choose *Cor* (top) and *Vis* (bottom) of route planning.**

task categories in PlanViz. As evidenced in Table 3, the Thinking

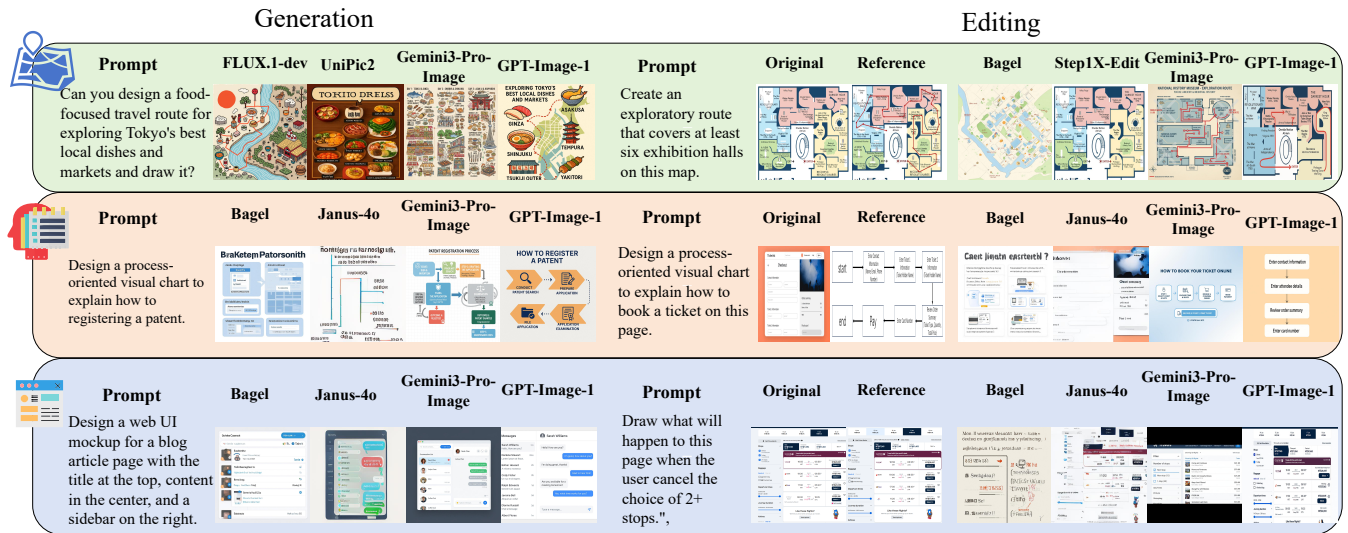


Figure 7: Case studies of different models on different sub-tasks. We choose both open-source and closed-source models.

variant of Step1X-Edit-v1p2 shows a marginal improvement in overall average scores (+0.04). For correctness scores, the performance improvement of Step1X-Edit-v1p2 only increases by 0.02-0.04. Models like Bagel and UniPic2-Metaquery see a similar situation, and even in some cases, the thinking mode leads to worse performance, like web&UI displaying for Bagel and route planning for UniPic2-Metaquery. However, results in Table 4 reveal a different trend. In image generation tasks, thinking mode improves the *Cor* of bagel on all sub-tasks by up to 0.35, and UniPic2-Metaquery by up to 0.13, much more than image editing tasks. This phenomenon suggests that specialized reasoning processes do not interact well with the generation process in our benchmark. Consequently, the bottleneck for UMMs on our proposed tasks appears to reside in generating precisely, following the guidance of reasoning steps.

⑤ **Decoupling of *Cor* and other scores.** Evidence from Tables 3 and 4 shows that many models maintain high *Vis* scores (>0.70) despite near-zero *Cor*, indicating they frequently generate “visually plausible but semantically mismatch” content. Conversely, several cases that achieve much higher *Cor* often suffer a regression in *Vis* and *Ef*, like Janus-40 in editing tasks of route planning. This trade-off suggests that while these models attempt to adhere to logical constraints, they lack the representational robustness or domain-specific knowledge to maintain visual fluency under strict instruction, resulting in “correct but degraded” outputs that hit isolated scoring points but fail in overall synthesis. Consequently, bridging this gap remains the primary challenge for modern UMMs.

4.2.1 *Open-ended v.s. Closed-ended.* We want to explore how open-ended and closed-ended questions influence the generation results. One image-only model, three open-source UMMs, and one closed-source UMM are chosen. Results are in Table 5. It’s patently obvious that GPT-Image-1 performs better than all open-source models, supporting the findings in Section 4.2. More importantly, it seems that the *Cors* of almost all closed-ended cases are better than those

of open-ended cases. This may suggest that proper constraints and details can help UMM plan and generate better in this domain.

4.2.2 *Distribution of Scores.* We visualize the score distribution of several models in Figure 6. *Cor* of generation (left) and editing (right) of route planning are reported here. More figures of distributions are in the supplementary material. In generation tasks, the score densities of open-source models are heavily concentrated near 0.0-0.2, while those of GPT-Image-1 are concentrated near 0.8-1.0. On the contrary, in the editing tasks, all models see a similar trend, with score densities concentrated at the bottom. GPT-Image-1 shows slightly better performance than the best open-source model, OmniGen2, with the score densities at higher levels wider in this task. These observations are consistent with findings about model performance in Section 4.2. For *Vis*, the score densities concentrate at the top in the generation tasks, while in the editing tasks the score distribution of most models obviously sees an upward shift compared to *Cor*. This also supports the “visually plausible but semantically mismatch” findings in Section 4.2.

4.2.3 *Influence of prompt styles.* To study whether changes in prompt styles influence generation results, we randomly sample 10 questions and use GPT-5.1 [28] to create 10 language styles of each. Then they are provided with several UMMs as inputs for results. Scores and more cases can be found in the supplementary material. According to that, we discover that (i) open-source UMMs are influenced more than GPT-Image-1, as the standard deviations compared to mean scores are higher (ii) the performance of open-source UMMs varies; however, they often obtain similar scores on the same question. (like *Cor* of question 5, *Vis* of question 3, *Ef* of question 7, etc.). This suggests that open-source UMMs still cannot remain robust to all kinds of input styles under our task, providing a future research direction for UMMs.

4.3 Case Study

Figure 7 displays some cases from different models. We place the results of both generation and editing tasks here. See generation sub-tasks, some open-source models (like Bagel, FLUX.1-dev) can generate the basic “structure” corresponding to the query (like a curved line on a place with foods on the ground for route planning, or some boxes with texts for workflow diagramming), but they fail to generate queried details (like real food name, place, real steps of work, etc.) Other ones generate things more irrelevant, like UniPic2-Metaquery and Janus-4o here, suggesting a fundamental challenge for open-source UMMs. In contrast, closed-source models make fewer mistakes. Gemini3-Pro-Image and GPT-Image-1 can generate generally correct images. Seeing editing sub-tasks, all models perform worse: mistakes like no editing (Step1X-Edit), image style totally changed (Gemini3-Pro-Image), and the route not being completed often happen. This study supports the findings in Section 4.2, and underscores the need for improvements on layout understanding, spatial reasoning and so on for UMMs.

5 Conclusion

We present PlanViz, the first benchmark for evaluating planning-oriented image generation and editing in computer-use tasks. We introduce diverse sub-tasks with high-quality human annotations and a task-adaptive evaluation metric. PlanViz reveals inconsistency on performance of current UMMs and exposes clear limitations of them, especially in planning-intensive image editing. Our results also indicate that satisfying constraints here remains a major challenge beyond surface-level image quality. We hope that PlanViz will facilitate future research on bridging understanding and generation for real-world computer-use scenarios.

References

- [1] Hervé Abdi. 2010. Coefficient of variation. *Encyclopedia of research design* (2010).
- [2] Josh Achiam, Steven Adler, Sandhini Agarwal, Lama Ahmad, Ilge Akkaya, Florencia Leoni Aleman, Diogo Almeida, Janko Altmenschmidt, Sam Altman, Shyamal Anadkat, et al. 2023. Gpt-4 technical report. *arXiv preprint arXiv:2303.08774* (2023).
- [3] James Betker, Gabriel Goh, Li Jing, Tim Brooks, Jianfeng Wang, Linjie Li, Long Ouyang, Juntang Zhuang, Joyce Lee, Yufei Guo, et al. 2023. Improving image generation with better captions. *Computer Science*. <https://cdn.openai.com/papers/dalle-3.pdf> (2023).
- [4] Qi Cai, Jingwen Chen, Yang Chen, Yehao Li, Fuchen Long, Yingwei Pan, Zhaofan Qiu, Yiheng Zhang, Fengbin Gao, Peihan Xu, et al. 2025. HiDream-I1: A High-Efficient Image Generative Foundation Model with Sparse Diffusion Transformer. *arXiv preprint arXiv:2505.22705* (2025).
- [5] Dongping Chen, Ruoxi Chen, Shilin Zhang, Yaochen Wang, Yinuo Liu, Huichi Zhou, Qihui Zhang, Yao Wan, Pan Zhou, and Lichao Sun. 2024. Mllm-as-a-judge: Assessing multimodal llm-as-a-judge with vision-language benchmark. In *ICML*.
- [6] Junying Chen, Zhenyang Cai, Pengcheng Chen, Shunian Chen, Ke Ji, Xidong Wang, Yunjin Yang, and Benyou Wang. 2025. Sharegpt-4o-image: Aligning multimodal models with gpt-4o-level image generation. *arXiv preprint arXiv:2506.18095* (2025).
- [7] Xiaokang Chen, Zhiyu Wu, Xingchao Liu, Zizheng Pan, Wen Liu, Zhenda Xie, Xingkai Yu, and Chong Ruan. 2025. Janus-pro: Unified multimodal understanding and generation with data and model scaling. *arXiv preprint arXiv:2501.17811* (2025).
- [8] Kanzhi Cheng, Qiushi Sun, Yougang Chu, Fangzhi Xu, Li YanTao, Jianbing Zhang, and Zhiyong Wu. 2024. SeeClick: Harnessing gui grounding for advanced visual gui agents. In *ACL*.
- [9] Wei Chow, Jiachun Pan, Yongyuan Liang, Mingze Zhou, Xue Song, Liyu Jia, Saining Zhang, Siliang Tang, Juncheng Li, Fengda Zhang, et al. 2025. WEAVE: Unleashing and Benchmarking the In-context Interleaved Comprehension and Generation. *arXiv preprint arXiv:2511.11434* (2025).
- [10] Florinel-Alin Croitoru, Vlad Hondru, Radu Tudor Ionescu, and Mubarak Shah. 2023. Diffusion models in vision: A survey. *TPAMI* (2023).
- [11] Chaorui Deng, Deyao Zhu, Kunchang Li, Chenhui Gou, Feng Li, Zeyu Wang, Shu Zhong, Weihao Yu, Xiaonan Nie, Ziang Song, et al. 2025. Emerging properties in unified multimodal pretraining. *arXiv preprint arXiv:2505.14683* (2025).
- [12] Haonan Dong, Kehan Jiang, Haoran Ye, Wenhao Zhu, Zhaolu Kang, and Guojie Song. 2026. NeuReasoner: Towards Explainable, Controllable, and Unified Reasoning via Mixture-of-Neurons. *arXiv preprint arXiv:2604.02972* (2026).
- [13] Haonan Dong, Wenhao Zhu, Guojie Song, and Liang Wang. 2025. AuroRA: Breaking Low-Rank Bottleneck of LoRA with Nonlinear Mapping. In *The Thirtieth Annual Conference on Neural Information Processing Systems*.
- [14] Dhruba Ghosh, Hannaneh Hajishirzi, and Ludwig Schmidt. 2023. Geneval: An object-focused framework for evaluating text-to-image alignment. In *NeurIPS*.
- [15] Google. 2025. Gemini 3 Pro Image (Nano Banana Pro). <https://aistudio.google.com/models/gemini-3-pro-image>.
- [16] Aaron Grattafiori, Abhimanyu Dubey, Abhinav Jauhri, Abhinav Pandey, Abhishek Kadian, Ahmad Al-Dahle, Aiesha Letman, Akhil Mathur, Alan Schelten, Alex Vaughan, et al. 2024. The llama 3 herd of models. *arXiv preprint arXiv:2407.21783* (2024).
- [17] Daya Guo, Dejian Yang, Haowei Zhang, Junxiao Song, Ruoyu Zhang, Runxin Xu, Qihao Zhu, Shirong Ma, Peiyi Wang, Xiao Bi, et al. 2025. Deepseek-r1: Incentivizing reasoning capability in llms via reinforcement learning. *arXiv preprint arXiv:2501.12948* (2025).
- [18] Martin Heusel, Hubert Ramsauer, Thomas Unterthiner, Bernhard Nessler, and Sepp Hochreiter. 2017. Gans trained by a two time-scale update rule converge to a local nash equilibrium. In *NeurIPS*.
- [19] Kehan Jiang, Haonan Dong, Zhaolu Kang, Zhengzhou Zhu, and Guojie Song. 2026. FoE: Forest of Errors Makes the First Solution the Best in Large Reasoning Models. *arXiv preprint arXiv:2604.02967* (2026).
- [20] Black Forest Labs. 2024. Flux. <https://github.com/black-forest-labs/flux>.
- [21] Han Li, Xinyu Peng, Yaoming Wang, Zelin Peng, Xin Chen, Rongxiang Wang, Jingang Wang, Xunliang Cai, Wenrui Dai, and Hongkai Xiong. 2025. Oneat: Decoder-only auto-regressive model for unified understanding and generation. *arXiv preprint arXiv:2509.03498*, 2025 (2025).
- [22] Junxian Li, Di Zhang, Xunzhi Wang, Zeying Hao, Jingdi Lei, Qian Tan, Cai Zhou, Wei Liu, Yaotian Yang, Xinrui Xiong, et al. 2025. Chemvlm: Exploring the power of multimodal large language models in chemistry area. In *AAAI*.
- [23] Yi Li, Haonan Wang, Qixiang Zhang, Boyu Xiao, Chenchang Hu, Hualiang Wang, and Xiaomeng Li. 2025. Unieval: Unified holistic evaluation for unified multimodal understanding and generation. *arXiv preprint arXiv:2505.10483* (2025).
- [24] Zijie Li, Henry Li, Yichun Shi, Amir Barati Farimani, Yuval Kluger, Linjie Yang, and Peng Wang. 2025. Dual diffusion for unified image generation and understanding. In *CVPR*.
- [25] Wenqi Liang, Gan Sun, Yao He, Jiahua Dong, Suyan Dai, Ivan Laptev, Salman Khan, and Yang Cong. 2025. Pixelvla: Advancing pixel-level understanding in vision-language-action model. *arXiv preprint arXiv:2511.01571* (2025).
- [26] Yongyuan Liang, Wei Chow, Feng Li, Ziqiao Ma, Xiyao Wang, Jiageng Mao, Jiuhai Chen, Jiatao Gu, Yue Wang, and Furong Huang. 2025. ROVER: Benchmarking Reciprocal Cross-Modal Reasoning for Omnimodal Generation. *arXiv preprint arXiv:2511.01163* (2025).
- [27] Shiyu Liu, Yucheng Han, Peng Xing, Fukun Yin, Rui Wang, Wei Cheng, Jiaqi Liao, Yingming Wang, Honghao Fu, Chunrui Han, et al. 2025. Step1x-edit: A practical framework for general image editing. *arXiv* (2025).
- [28] OpenAI. 2025. Introducing gpt-5. <https://openai.com/index/introducing-gpt-5/>.
- [29] OpenAI. 2025. Introducing our latest image generation model in the API. <https://openai.com/index/image-generation-api/>.
- [30] Kaihang Pan, Weile Chen, Haiyi Qiu, Qifan Yu, Wendong Bu, Zehan Wang, Yun Zhu, Juncheng Li, and Siliang Tang. 2025. Wisedit: Benchmarking cognition-and creativity-informed image editing. *arXiv preprint arXiv:2512.00387* (2025).
- [31] Robin Rombach, Andreas Blattmann, Dominik Lorenz, Patrick Esser, and Björn Ommer. 2022. High-resolution image synthesis with latent diffusion models. In *CVPR*.
- [32] Team Seedream, Yungpeng Chen, Yu Gao, Lixue Gong, Meng Guo, Qiushan Guo, Zhiyao Guo, Xiaoxia Hou, Weilin Huang, Yixuan Huang, et al. 2025. Seedream 4.0: Toward next-generation multimodal image generation. *arXiv* (2025).
- [33] Yuchen Sun, Shanhuai Zhao, Tao Yu, Hao Wen, Samith Va, Mengwei Xu, Yuanchun Li, and Chongyang Zhang. 2025. Gui-xplore: Empowering generalizable gui agents with one exploration. In *CVPR*.
- [34] Zeyi Sun, Ziyu Liu, Yuhang Zang, Yuhang Cao, Xiaoyi Dong, Tong Wu, Dahua Lin, and Jiaqi Wang. 2025. Seagent: Self-evolving computer use agent with autonomous learning from experience. *arXiv preprint arXiv:2508.04700* (2025).
- [35] Gemini Team, Rohan Anil, Sebastian Borgeaud, Jean-Baptiste Alayrac, Jiahui Yu, Radu Soricut, Johan Schalkwyk, Andrew M Dai, Anja Hauth, Katie Millican, et al. 2023. Gemini: a family of highly capable multimodal models. *arXiv preprint arXiv:2312.11805* (2023).
- [36] NextStep Team, Chunrui Han, Guopeng Li, Jingwei Wu, Quan Sun, Yan Cai, Yuang Peng, Zheng Ge, Deyu Zhou, Haomiao Tang, Hongyu Zhou, Kenkun Liu, Ailin Huang, Bin Wang, Changxin Miao, Deshan Sun, En Yu, Fukun Yin, Gang Yu, Hao Nie, Haoran Lv, Hanpeng Hu, Jia Wang, Jian Zhou, Jianjian Sun, Kaijun Tan, Kang An, Kangheng Lin, Liang Zhao, Mei Chen, Peng Xing, Rui Wang, Shiyu

- Liu, Shutao Xia, Tianhao You, Wei Ji, Xianfang Zeng, Xin Han, Xuelin Zhang, Yana Wei, Yanming Xu, Yimin Jiang, Yingming Wang, Yu Zhou, Yucheng Han, Ziyang Meng, Binxing Jiao, Daxin Jiang, Xiangyu Zhang, and Yibo Zhu. 2025. NextStep-1: Toward Autoregressive Image Generation with Continuous Tokens at Scale. *arXiv preprint arXiv:2508.10711* (2025).
- [37] Qwen Team. 2025. Qwen2.5-VL. <https://qwenlm.github.io/blog/qwen2.5-vl/>
- [38] Team Wan, Ang Wang, Baole Ai, Bin Wen, Chaojie Mao, Chen-Wei Xie, Di Chen, Feiwei Yu, Haiming Zhao, Jianxiao Yang, et al. 2025. Wan: Open and advanced large-scale video generative models. *arXiv preprint arXiv:2503.20314* (2025).
- [39] Guo-Hua Wang, Shanshan Zhao, Xinjie Zhang, Liangfu Cao, Pengxin Zhan, Lunhao Duan, Shiyin Lu, Minghao Fu, Jianshan Zhao, Yang Li, and Qing-Guo Chen. 2025. Ovis-U1 Technical Report. *arXiv preprint arXiv:2506.23044* (2025).
- [40] Jiahao Wang, Caixia Yan, Haonan Lin, Weizhan Zhang, Mengmeng Wang, Tieliang Gong, Guang Dai, and Hao Sun. 2024. Oneactor: Consistent subject generation via cluster-conditioned guidance. In *NeurIPS*.
- [41] Jiahao Wang, Caixia Yan, Weizhan Zhang, Haonan Lin, Mengmeng Wang, Guang Dai, Tieliang Gong, Hao Sun, and Jingdong Wang. 2025. Spotactor: training-free layout-controlled consistent image generation. In *AAAI*.
- [42] Zhaokai Wang, Penghao Yin, Xiangyu Zhao, Changyao Tian, Yu Qiao, Wenhai Wang, Jifeng Dai, and Gen Luo. 2025. Genexam: A multidisciplinary text-to-image exam. *arXiv preprint arXiv:2509.14232* (2025).
- [43] Hongyang Wei, Baixin Xu, Hongbo Liu, Cyrus Wu, Jie Liu, Yi Peng, Peiyu Wang, Zexiang Liu, Jingwen He, Yidan Xietian, et al. 2025. Skywork unipic 2.0: Building kontext model with online rl for unified multimodal model. *arXiv preprint arXiv:2509.04548* (2025).
- [44] Chenfei Wu, Jiahao Li, Jingren Zhou, Junyang Lin, Kaiyuan Gao, Kun Yan, Shengming Yin, Shuai Bai, Xiao Xu, Yilei Chen, et al. 2025. Qwen-image technical report. *arXiv preprint arXiv:2508.02324* (2025).
- [45] Chenyuan Wu, Pengfei Zheng, Ruiran Yan, Shitao Xiao, Xin Luo, Yueze Wang, Wanli Li, Xiyang Jiang, Yexin Liu, Junjie Zhou, et al. 2025. OmniGen2: Exploration to Advanced Multimodal Generation. *arXiv* (2025).
- [46] Yecheng Wu, Zhuoyang Zhang, Junyu Chen, Haotian Tang, Dacheng Li, Yunhao Fang, Ligeng Zhu, Enze Xie, Hongxu Yin, Li Yi, et al. 2024. Vila-u: a unified foundation model integrating visual understanding and generation. *arXiv preprint arXiv:2409.04429* (2024).
- [47] Shitao Xiao, Yueze Wang, Junjie Zhou, Huaying Yuan, Xingrun Xing, Ruiran Yan, Chaofan Li, Shuting Wang, Tiejun Huang, and Zheng Liu. 2025. Omnigen: Unified image generation. In *CVPR*.
- [48] Jinheng Xie, Weijia Mao, Zechen Bai, David Junhao Zhang, Weihao Wang, Kevin Qinghong Lin, Yuchao Gu, Zhijie Chen, Zhenheng Yang, and Mike Zheng Shou. 2025. Show-o: One Single Transformer to Unify Multimodal Understanding and Generation. In *ICLR*.
- [49] Zhenhua Xu, Dongsheng Chen, Shuo Wang, Jian Li, Chengjie Wang, Meng Han, and Yabiao Wang. 2026. AdaMARP: An Adaptive Multi-Agent Interaction Framework for General Immersive Role-Playing. *arXiv preprint arXiv:2601.11007* (2026).
- [50] An Yang, Anfeng Li, Baosong Yang, Beichen Zhang, Binyuan Hui, Bo Zheng, Bowen Yu, Chang Gao, Chengen Huang, Chenxu Lv, et al. 2025. Qwen3 technical report. *arXiv preprint arXiv:2505.09388* (2025).
- [51] Qifan Yu, Wei Chow, Zhongqi Yue, Kaihang Pan, Yang Wu, Xiaoyang Wan, Juncheng Li, Siliang Tang, Hanwang Zhang, and Yueting Zhuang. 2025. Anyedit: Mastering unified high-quality image editing for any idea. In *CVPR*.
- [52] Jianxiang Zang, Yongda Wei, Ruxue Bai, Shiyu Jiang, Nijia Mo, Binhong Li, Qiang Sun, and Hui Liu. 2025. Reward Auditor: Inference on Reward Modeling Suitability in Real-World Perturbed Scenarios. *arXiv preprint arXiv:2512.00920* (2025).
- [53] Richard Zhang, Phillip Isola, Alexei A Efros, Eli Shechtman, and Oliver Wang. 2018. The unreasonable effectiveness of deep features as a perceptual metric. In *CVPR*.
- [54] Haozhe Zhao, Xiaojian Shawn Ma, Liang Chen, Shuzheng Si, Rujie Wu, Kaikai An, Peiyu Yu, Minjia Zhang, Qing Li, and Baobao Chang. 2024. Ultraedit: Instruction-based fine-grained image editing at scale. In *NeurIPS*.
- [55] Xiangyu Zhao, Peiyuan Zhang, Kexian Tang, Xiaorong Zhu, Hao Li, Wenhao Chai, Zicheng Zhang, Renqiu Xia, Guangtao Zhai, Junchi Yan, et al. 2025. Envisioning Beyond the Pixels: Benchmarking Reasoning-Informed Visual Editing. In *NeurIPS*.
- [56] Jinguo Zhu, Weiyun Wang, Zhe Chen, Zhaoyang Liu, Shenglong Ye, Lixin Gu, Hao Tian, Yuchen Duan, Weijie Su, Jie Shao, et al. 2025. Internvl3: Exploring advanced training and test-time recipes for open-source multimodal models. *arXiv preprint arXiv:2504.10479* (2025).