

# Energy-Aware Metaheuristics

Tomohiro harada  
Saitama University  
Saitama, Japan  
tharada@mail.saitama-u.ac.jp

Enrique Alba  
University of Málaga  
Málaga, Spain  
ealbat@uma.es

Gabriel Luque  
University of Málaga  
Málaga, Spain  
gluque@uma.es

## Abstract

This paper presents a principled framework for designing energy-aware metaheuristics that operate under fixed energy budgets. We introduce a unified operator-level model that quantifies both numerical gain and energy usage, and define a robust Expected Improvement per Joule (EI/J) score that guides adaptive selection among operator variants during the search. The resulting energy-aware solvers dynamically choose between operators to self-control exploration and exploitation, aiming to maximize fitness gain under limited energy. We instantiate this framework in three representative metaheuristics—steady-state GA, PSO, and ILS—each equipped with lightweight and heavy operator variants. Experiments on three heterogeneous combinatorial problems (Knapsack, NK-landscapes, and Error-Correcting Codes) show that the energy-aware variants consistently reach comparable fitness while requiring substantially less energy than their non-energy-aware baselines. EI/J values stabilize early and yield clear operator-selection patterns, with each solver reliably self-identifying the most improvement-per-Joule-efficient operator across problems.

## CCS Concepts

• **Computing methodologies** → **Bio-inspired approaches**; • **Theory of computation** → **Evolutionary algorithms**; • **Social and professional topics** → **Sustainability**.

## Keywords

Energy aware techniques, metaheuristics, sustainable AI

## ACM Reference Format:

Tomohiro harada, Enrique Alba, and Gabriel Luque. 2026. Energy-Aware Metaheuristics. In *Genetic and Evolutionary Computation Conference (GECCO '26)*, July 13-17, 2026. ACM, New York, NY, USA, 10 pages. <https://doi.org/XXXXXXX>

## 1 Introduction

Energy consumption is emerging as a critical bottleneck in modern software and AI. Solving complex problems with optimisation and learning techniques usually leads to intensive computing, and even if different approaches are explored [6, 29, 34], the algorithms driving the search for a solution receive indirect (though

important) approaches to reduce their numerical steps [19, 22], time/memory [4, 5], and implementation refinements [1, 14].

Arguably, ignoring green computing during the design of a technique needs to change, to become the “classic” way of building algorithms, meaning that we need to include energy-aware techniques as an integral part of any new technique. This should be a standard approach, admitting variants such as completely disabling the energy part to proceed with purely numerical or physical studies, just like until now. We face a future with energy considerations in algorithmic operations, enabling a scientifically scalable and socially acceptable contribution to research.

Metaheuristics are widely used in AI for their robustness and domain-agnostic nature, but they traditionally assume unlimited energy. As computing shifts toward embedded, battery-powered, and large-scale parallel systems with explicit energy limits, designing *energy-aware* metaheuristics becomes necessary.

Current approaches to energy-aware optimisation mostly focus on hardware-level techniques [25, 28] or large-scale algorithmic simplifications [24, 26, 35]. However, metaheuristics offer a unique opportunity: their behavior relies on modular operators (mutation, crossover, velocity updates, neighborhood search, acceptance) whose computational cost varies widely and can be profiled independently. This suggests that energy awareness can be introduced *at the operator level*, enabling fine-grained numerical control for users. We here propose to answer three main research questions:

- (1) Q1: Can we offer profiling data to start comparisons on energy in papers beyond numerical performance?
- (2) Q2: How can a grounded principled mechanism for energy-aware search of solutions be built, combining energy awareness with expected numerical improvement?
- (3) Q3: What patterns do emerge across algorithms and problems from combining numerical and energy considerations?

Q1 finds experimental data that later becomes information (stats) and then knowledge (mathematical modelling). Q2 makes sense, since most algorithms treat operators as energy-free interchangeable components. Q3 naturally poses the challenge of understanding and using new AI solvers across problems. To address these challenges, we propose a framework for energy-aware metaheuristics based on three ideas linked to our study cases:

- **Algorithm-level energy profiling:** For each of the used GA, PSO, and ILS versions (lighter and heavier), we measure energy usage to offer insights for future statistical models and comparisons.
- **Energy-based operator efficiency:** We define *Expected Improvement per Joule* (EI/J), a ratio between the expected numerical improvement an operator produces and its expected energy expenditure.

Permission to make digital or hard copies of all or part of this work for personal or classroom use is granted without fee provided that copies are not made or distributed for profit or commercial advantage and that copies bear this notice and the full citation on the first page. Copyrights for components of this work owned by others than the author(s) must be honored. Abstracting with credit is permitted. To copy otherwise, or republish, to post on servers or to redistribute to lists, requires prior specific permission and/or a fee. Request permissions from [permissions@acm.org](mailto:permissions@acm.org).

GECCO '26, San José, Costa Rica

© 2026 Copyright held by the owner/author(s). Publication rights licensed to ACM.

ACM ISBN XXXXXX

<https://doi.org/XXXXXXX>

- **Higher level understanding:** compare algorithms and problems to get a wide point of view on the internals and externals of different techniques.

In short, we construct energy-aware versions of GA, PSO, and ILS by incorporating the scheduler into the main loop and replacing uniform operator invocation with energy-adaptive decisions. Empirical results show that these algorithms retain the search properties and solution quality of their classic counterparts, while offering explicit control over energy consumption.

The remainder of the paper describes the methodology, the theoretical model of expected improvement per Joule, the energy profiling of operators, and the experimental results.

## 2 Background and Related Work

Energy measurement in software systems has been approached using hardware- and software-based techniques [30]. External power meters provide accurate measurements but are costly, intrusive, and hard to scale [29]. For commodity CPUs, on-chip sensors such as Intel's Running Average Power Limit (RAPL) enable low-overhead access to CPU/DRAM energy and are widely used in empirical studies [1, 11, 33]. Software-level tools based on estimation models and carbon-intensity proxies (e.g., CodeCarbon) focus on coarse-grained energy/CO<sub>2</sub> reporting and lack the temporal precision required for operator-level analysis [6, 10].

Energy consumption in optimisation and metaheuristics has been analysed across evolutionary and swarm-based methods [1, 2, 19]. These works typically report energy alongside runtime and solution quality [9, 20, 27], showing that algorithmic and parameter choices (e.g., population size) can significantly affect energy behaviour even when solution quality is similar [13, 15]. However, energy is generally treated as an external metric and does not guide the search process [20, 37].

Metaheuristics are naturally structured as compositions of operators, motivating adaptive control, operator selection, and hyperheuristic approaches [7, 16]. These mechanisms estimate operator utility online using numerical improvement and performance feedback [7, 16]. Yet, they typically assume comparable computational or energy costs across operators, an assumption that breaks down when operators differ substantially in complexity or constant factors [1, 20].

Energy-constrained optimisation can be framed as resource-bounded search, where the budget is expressed in energy rather than time or iterations [37, 38]. While anytime and budgeted-computation studies address trade-offs between computation and solution quality, they rarely rely on energy measurements with sufficient granularity for operator-level control [8, 29]. As predictive models of numerical improvement are difficult to obtain a priori, adaptive approaches often learn expected improvement empirically during execution [7, 16], motivating selection criteria that relate numerical gain to measured energy expenditure [1, 19].

Overall, existing work focuses mainly on measuring or analysing energy consumption. Using energy information to drive online algorithmic decisions—especially at the operator level—remains largely unexplored and is the focus of this study.

## 3 Expected Improvement per Joule (EI/J)

This section introduces the *Expected Improvement per Joule* (EI/J) criterion, a quantitative measure of the expected numerical benefit per unit of energy spent when applying a metaheuristic operator. EI/J provides the foundation for our energy-aware operator scheduler and allows metaheuristics to dynamically prioritise operators that deliver the highest efficiency under a fixed or progressively shrinking energy budget. The concept is applicable to any metaheuristic and any operator whose improvement and energy cost can be measured or estimated.

### 3.1 Motivation

Classical metaheuristics assume that all operators have equal cost: mutation and crossover in GA, velocity updates in PSO, and neighborhood explorations in ILS are usually treated as computationally equivalent actions. In reality, their energy consumption differs by orders of magnitude depending on their algorithmic complexity and low-level software/hardware behaviour. Similarly, operators differ in their expected fitness improvement, which may depend on the search state, population diversity, or problem search landscape structure.

Thus, selecting operators solely on an algorithmic schedule (e.g., fixed mutation rate, fixed neighborhood size, or fixed velocity update rule) is suboptimal in energy-limited environments. We here propose EI/J to fill this gap by providing a principled ratio between expected benefit and expected energy expenditure.

### 3.2 Definition

Let  $o$  denote a metaheuristic operator (e.g., bit-flip mutation, uniform crossover, multi-bit perturbation, or a PSO velocity update). When applied at iteration  $t$ , the operator produces a fitness change

$$\Delta f_t(o) = f(x^{(t+1)}) - f(x^{(t)}), \quad (1)$$

and consumes a given amount of energy

$$E_t(o) \in \mathbb{R}_{>0} \quad (\text{Joules}). \quad (2)$$

Given empirical observations from operator profiling and dynamic execution (similar to those in [1] and [13]), we can model the expected improvement and expected energy cost as

$$\mu_{\Delta f}(o) = \mathbb{E}[\Delta f_t(o)], \quad (3)$$

$$\mu_E(o) = \mathbb{E}[E_t(o)]. \quad (4)$$

The *Expected Improvement per Joule* can then be defined as

$$\text{EI/J}(o) = \frac{\mu_{\Delta f}(o)}{\mu_E(o)}. \quad (5)$$

Operators with higher EI/J are preferred, as they yield more expected fitness improvement per unit of energy spent. This basic estimator is later replaced by the robust EI/J estimator of Eq. (14) for actual operator selection.

### 3.3 Estimation of Expected Improvement

As a consequence of the previous definition, we need to measure fitness improvements (well-known) and energy consumption (not standard in research). In this second case, we would need to measure empirically and theoretically, and analyse their interplay to ground the use of this concept. One could argue that fitness improvement

can also be measured theoretically and empirically, but we leave this out of our focus since there is a huge literature on it [12, 17, 23].

As to the expected improvement term  $\mu_{\Delta f}(o)$ , it can be estimated online during the algorithm's run from the history of observed fitness gains obtained whenever operator  $o$  is applied. If  $\Delta f_1(o), \dots, \Delta f_k(o)$  are the recorded improvements the:

$$\mu_{\Delta f}(o) \approx \frac{1}{k} \sum_{i=1}^k \Delta f_i(o), \quad (6)$$

which can be updated incrementally in  $O(1)$  time.

### 3.4 Estimation of Expected Energy Cost

The expected energy consumption  $\mu_E(o)$  is here obtained from initial profiling and during execution:

$$\mu_E(o) \approx \frac{1}{k} \sum_{i=1}^k E_i(o), \quad (7)$$

where  $E_i(o)$  are measurements recorded by hardware sensors accessed, e.g., through RAPL. This provides a precise, empirical estimate of the Joules needed to invoke  $o$ . For the present work, we safely ignore potential noise in the reading due to the nature of our algorithms, which operate on large time and energy scales.

### 3.5 Thompson Sampling-based EI/J

The EI/J estimator based solely on raw sample averages may overemphasize operators that occasionally yield large improvements while exhibiting poor or highly unstable performance in most trials. Such behaviour leads to unreliable operator ranking and suboptimal energy allocation. To mitigate this issue, we adopt a Thompson sampling framework for energy-aware operator selection that explicitly models the uncertainty in operator performance and naturally balances exploration and exploitation.

For each operator  $o$ , the fitness improvement  $\Delta f$  is modelled by a normal distribution, while the energy consumption  $E$  is modelled by a log-normal distribution in order to account for its non-negativity and skewed empirical characteristics. Let  $\mu_{\Delta f}(o)$  and  $\sigma_{\Delta f}(o)$  denote the exponentially weighted moving average (EWMA) mean and standard deviation of the observed fitness improvements, and let  $\mu_E(o)$  and  $\sigma_E(o)$  be the corresponding statistics for the logarithm of energy consumption. These quantities are updated at iteration  $t$  with a smoothing factor  $\alpha \in (0, 1)$  as

$$\mu_{\Delta f,t}(o) \leftarrow \alpha \mu_{\Delta f,t-1}(o) + (1 - \alpha) \Delta f_t(o), \quad (8)$$

$$\sigma_{\Delta f,t}^2(o) \leftarrow \alpha \sigma_{\Delta f,t-1}^2(o) + (1 - \alpha) (\Delta f_t(o) - \mu_{\Delta f,t}(o))^2, \quad (9)$$

$$\mu_{E,t}(o) \leftarrow \alpha \mu_{E,t-1}(o) + (1 - \alpha) \ln(E_t(o)), \quad (10)$$

$$\sigma_{E,t}^2(o) \leftarrow \alpha \sigma_{E,t-1}^2(o) + (1 - \alpha) (\ln(E_t(o)) - \mu_{E,t}(o))^2. \quad (11)$$

Based on these estimates, Thompson sampling draws a stochastic realization of the improvement and energy of each operator as

$$\tilde{\Delta f}(o) \sim \mathcal{N}(\mu_{\Delta f}(o), \sigma_{\Delta f}^2(o)), \quad (12)$$

$$\tilde{E}(o) \sim \mathcal{LN}(\mu_E(o), \sigma_E^2(o)), \quad (13)$$

where  $\mathcal{N}(\cdot)$  and  $\mathcal{LN}(\cdot)$  denote the normal and log-normal distributions, respectively. The sampled EI/J is then computed as

$$\text{EI/J}_{\text{robust}}(o) = \frac{\tilde{\Delta f}(o)}{\tilde{E}(o)}. \quad (14)$$

This stochastic formulation preserves the intuitive meaning of EI/J while reducing sensitivity to extreme, noisy, or sparsely observed operator outcomes, thereby providing a robust scalar quantity for comparing operators under uncertainty.

When two operators  $o_1$  and  $o_2$  are compared, the probability of selecting  $o_1$  is interpreted as

$$\mathbb{P}(o_1) = \mathbb{E}_R \left[ \Phi \left( \frac{\mu_{\Delta f}(o_1) - R \mu_{\Delta f}(o_2)}{\sqrt{\sigma_{\Delta f}^2(o_1) + R^2 \sigma_{\Delta f}^2(o_2)}} \right) \right], \quad (15)$$

where  $R = \tilde{E}(o_1)/\tilde{E}(o_2)$ , and  $\Phi(\cdot)$  denotes the cumulative distribution function of the standard normal. This indicates that the scheduler selects operators based on their probability of outperforming competitors in terms of energy-normalized improvement.

The smoothing factor  $\alpha$  controls the temporal adaptivity of the EWMA estimators. Smaller values of  $\alpha$  (e.g., 0.1–0.3) yield rapidly reactive statistics that emphasize recent observations, whereas larger values (e.g., 0.7–0.95) produce more stable estimates suitable for long runs. In our experiments, values in the range 0.5–0.9 were effective across GA, PSO, and ILS. In particular, a larger  $\alpha$  is preferable for algorithms that apply operators frequently within each iteration, such as GA.

### 3.6 Energy-aware Prioritisation under Limited Budget

Since metaheuristics operate under a maximum available energy budget, we incorporate a multiplicative penalty that down-weights operators with high expected energy when the remaining energy  $B_t$  becomes small. For each operator  $o$ , the expected energy is given by the mean of the log-normal distribution,  $\mathbb{E}[E(o)] = e^{\mu_E(o) + \sigma_E^2(o)/2}$ . The budget-aware penalty is then defined as

$$\pi(o, B_t) = \frac{B_t}{B_t + e^{\mu_E(o) + \sigma_E^2(o)/2}}. \quad (16)$$

The final priority assigned to operator  $o$  is the product  $\text{EI/J}_{\text{robust}}(o) \cdot \pi(o, B_t)$ , ensuring that the search remains feasible while favouring operators that offer greater EI/J at the current stage.

### 3.7 Operator selection rule

At each iteration  $t$ , the algorithm selects the operator achieving the largest priority value:

$$\Phi_t(o) = \text{EI/J}_{\text{robust}}(o) \cdot \pi(o, B_t), \quad (17)$$

$$o_t^* = \arg \max_{o \in \mathcal{O}} \Phi_t(o). \quad (18)$$

## 4 Energy-Aware Metaheuristic Design

This section presents the design of the proposed energy-aware metaheuristic framework, including the EI/J-based operator scheduler and its integration into GA, PSO, and ILS.

#### 4.1 Energy-Aware EI/J Scheduler

The energy-aware operator scheduler (Algorithm 1) is a central component of our framework and is used identically by GA, PSO, and ILS. At each iteration, it updates the online statistics of every operator via an exponential moving average with a smoothing factor  $\alpha$ , draws a stochastic EI/J realisation for each operator using Thompson sampling, and then applies a budget-aware penalty to obtain the final priority score used for selection.

Because the EI/J ratio implicitly penalizes operators with higher operation counts, the scheduler naturally favours operators whose theoretical complexity (and thus energy footprint) is lower unless the observed improvements justify their overhead.

#### 4.2 Energy-aware GA, PSO, and ILS

The following pseudocodes illustrate the structure of the three metaheuristics considered in this work. Each algorithm is decomposed into two components: (i) a stable core procedure representing the traditional behaviour of the method, and (ii) a dynamic operator selection layer driven by EI/J. At each iteration, the scheduler computes the EI/J-based priority value for each operator and selects the one with the highest score. The chosen operator is then executed, and its observed improvement  $\Delta f$  and the energy consumed are recorded and used to update the operator statistics. This mechanism integrates seamlessly into steady-state GA (ssGA), PSO, and ILS without modifying their canonical structure.

---

##### Algorithm 1 Energy-aware Operator Scheduler

---

```

1: if  $\exists o \in O$  unselected then
2:   return a random unselected operator
3: end if
4: for all  $o \in O$  do
5:   Sample  $\tilde{\Delta f}_t(o)$  and  $\tilde{E}_t(o)$  as Eqs. (12) and (13)
6:    $\text{EI/J}_{\text{robust}}(o) \leftarrow \tilde{\Delta f}_t(o) / \tilde{E}_t(o)$ 
7:    $\pi(o, B_t) \leftarrow B_t / (B_t + e^{\mu_E(o) + \sigma_E^2(o)/2})$ 
8:    $\Phi_t(o) \leftarrow \text{EI/J}_{\text{robust}}(o) \cdot \pi(o, B_t)$ 
9: end for
10: return  $o_t^* \leftarrow \arg \max_{o \in O} \Phi_t(o)$ 

```

---

The ssGA shown in Algorithm 2 maintains a fixed-size population and generates  $k = 1$  or 5 offspring at a time. The scheduler selects either the low-energy *Replace-1* operator or the medium-energy *Replace-5* operator depending on their current EI/J values. Each operator generates  $k \in \{1, 5\}$  offspring, which are merged with the current population, and the next population is obtained by truncation selection, i.e., retaining the best  $n$  individuals from the union of the current population and offspring.

In PSO shown in Algorithm 3, the update is identical to the canonical formulation except for the choice between two velocity-update operators. The *Full* operator corresponds to the standard PSO update, while the *Light* operator omits the global-best component, i.e., only the inertia and personal-best terms are used.

ILS operates by iterating over perturbation and local improvement phases as presented in Algorithm 4. The scheduler selects between two local search operators: a one-bit flip (*ILS-1*) and a five-bit flip (*ILS-5*). The chosen operator performs an initial perturbation followed by a fixed number of local improvement steps.

---

##### Algorithm 2 Energy-aware Steady-state GA

---

```

1: Initialise population  $P$  of size  $n$  and statistics  $\mu_{\Delta f}, \mu_E, \sigma_{\Delta f}, \sigma_E$ 
2:  $B_0 \leftarrow B_{\max}$ 
3: while  $B_t > 0$  do
4:    $o \leftarrow \text{SELECTOPERATOR}(O, B_t)$ 
5:   Start energy counter
6:    $P_{\text{new}} \leftarrow \emptyset, \Delta f \leftarrow 0$ 
7:   for  $i = 1$  to  $k$  do ▷  $k = 1$  or 5 decided by  $o$ 
8:     Select parents from  $P$ 
9:      $x_{\text{new}} \leftarrow$  apply genetic operator to parents
10:     $\Delta f \leftarrow \Delta f + (f(x_{\text{new}}) - f(x_{\text{ref}}))$  ▷  $x_{\text{ref}}$  is a better parent
11:    Insert  $x_{\text{new}}$  into  $P_{\text{new}}$ 
12:   end for
13:    $P \leftarrow \text{Top-}n(P \cup P_{\text{new}})$ 
14:   Stop energy counter and record total energy  $E$ 
15:   Update operator statistics using Eqs. (8)–(11)
16:    $B_t \leftarrow B_t - E$ 
17: end while

```

---



---

##### Algorithm 3 Energy-aware PSO

---

```

1: Initialise swarm of  $n$  particles and statistics  $\mu_{\Delta f}, \mu_E, \sigma_{\Delta f}, \sigma_E$ 
2:  $B_0 \leftarrow B_{\max}$ 
3: while  $B_t > 0$  do
4:    $o \leftarrow \text{SELECTOPERATOR}(O, B_t)$ 
5:   Start energy counter
6:    $\Delta f \leftarrow 0$ 
7:   for all particle  $x_p$  do
8:      $x_{\text{new}} \leftarrow$  apply operator  $o$  to  $x_p$ 
9:      $\Delta f \leftarrow \Delta f + (f(x_{\text{new}}) - f(x_p))$ 
10:    Update personal best if needed
11:     $x_p \leftarrow x_{\text{new}}$ 
12:   end for
13:   Update global best if needed
14:   Stop energy counter and record total energy  $E$ 
15:   Update operator statistics using Eqs. (8)–(11)
16: end while

```

---



---

##### Algorithm 4 Energy-aware ILS

---

```

1: Initialise solution  $x (= x_{\text{best}})$  and statistics  $\mu_{\Delta f}, \mu_E, \sigma_{\Delta f}, \sigma_E$ 
2:  $B_0 \leftarrow B_{\max}$ 
3: while  $B_t > 0$  do
4:    $o \leftarrow \text{SELECTOPERATOR}(O, B_t)$ 
5:   Start energy counter
6:    $x \leftarrow$  apply operator  $o$  to  $x_{\text{best}}$  ▷ first perturbation (Flip 1 or 5 bits according to  $o$ )
7:   for  $i = 1$  to  $I_{\max}$  do ▷ local improvement steps
8:      $x' \leftarrow$  apply operator  $o$  to  $x$  ▷ Flip 1 or 5 bits according to  $o$ 
9:     Replace  $x$  with  $x'$  if  $f(x') > f(x)$ 
10:   end for
11:   Stop energy counter and record total energy  $E$ 
12:    $\Delta f \leftarrow f(x) - f(x_{\text{best}})$ 
13:   Update operator statistics using Eqs. (8)–(11)
14:   Replace  $x_{\text{best}}$  with  $x$  if  $f(x) > f(x_{\text{best}})$ 
15:    $B_{t+1} \leftarrow B_t - E$ 
16: end while

```

---

#### 4.3 Computational Overhead and Stability

The proposed energy-aware framework introduces only negligible computational overhead. Measuring energy consumption requires

only constant-time operations per iteration and does not change the asymptotic computational complexity of the underlying metaheuristics. The operator scheduler itself performs a small number of arithmetic operations and random number generation over a very small set of operators, resulting in  $O(1)$  overhead per iteration, which is negligible in practice.

Importantly, the scheduler does not modify the internal search mechanisms of ssGA, PSO, or ILS. It only determines which existing operator is applied at each iteration, while all other procedures, including variation, evaluation, and acceptance, remain unchanged. Consequently, the proposed framework preserves the original convergence behaviour and stability properties of the underlying algorithms and does not introduce additional sources of instability.

## 5 Experimental Setup

To evaluate the performance of the proposed energy-aware metaheuristics, we conduct comprehensive experiments using three well-known combinatorial optimisation problems. This section details the benchmark problems, energy measurement protocol, algorithm configurations, and evaluation metrics used in our experiments.

### 5.1 Benchmarking Problems

We evaluate the energy-aware metaheuristics on three combinatorial optimisation problems: the 0–1 Knapsack, NK-landscapes, and Error-Correcting Codes. These problems provide different forms of epistasis, ruggedness, and constraint structure, enabling a broad assessment of operator efficiency and EI/J scheduling.

*0–1 Knapsack (KP).* KP consists of selecting a subset of  $n$  items with weights  $w_i$  and profits  $p_i$  to maximise total profit under a capacity constraint  $C$ . A binary vector  $x \in \{0, 1\}^n$  indicates whether item  $i$  is selected. Constraint handling is performed using a penalty function

$$f(x) = \sum_{i=1}^n p_i x_i - K\rho \max\left(0, \sum_{i=1}^n w_i x_i - C\right),$$

where  $K$  is a penalty coefficient and  $\rho$  balances profits and weights. We set  $K = n$  and  $\rho = \max_{i \in \{1, \dots, n\}} (p_i / w_i)$ . Experiments use the Pisinger benchmark instance [32] with  $n = 100$ , where  $p_i$  and  $w_i$  are independently sampled from  $[1, 1000]$  and  $C$  is set to the maximum item weight.

*NK-Landscapes (NK).* NK models tunable epistasis among  $n$  binary variables, where  $K$  controls the number of interacting variables and thus landscape ruggedness [21]. Fitness is defined as

$$f(x) = \frac{1}{n} \sum_{i=1}^n f_i(x_i, x_{i_1}, \dots, x_{i_K}),$$

with epistatic neighbourhoods  $(i_1, \dots, i_K)$  of variable  $i$ . We use a random instance with  $n = 100$  and  $K = 6$ , where each  $f_i$  is uniformly sampled from  $[0, 1]$ , following [31].

*Error-Correcting Codes (ECC).* ECC construction aims to maximise the minimum Hamming distance among  $M$  codewords of length  $n$  [18]. A solution  $X \in \{0, 1\}^{M \times n}$  is evaluated as

$$f(X) = \frac{1}{\sum_{i=1}^M \sum_{j=1, j \neq i}^M 1/d_H(X_i, X_j)^2},$$

where  $d_H$  denotes the Hamming distance and  $X_i$  is the  $i$ -th codeword. We consider codes with  $n = 12$  and  $M = 24$ , following [3].

**Table 1: Algorithm parameter settings**

	Parameter	Value	Parameter	Value
Common	$\alpha$	0.9		
SSGA	Population size	100	Selection	Tournament
	Crossover	One point	Crossover rate	0.8
	Mutation	Bit flip	Mutation rate	$1/D$
PSO	Population size	100	$w$	0.729
	$c_1$	2.05	$c_2$	2.05
ILS	Max. iter. per LS	100	Acceptance	First-impr.

*Computational complexity.* Evaluation cost differs across benchmarks: KP requires  $O(n)$ , NK requires  $O(nK)$ , and ECC involves pairwise distance computations with  $O(Mn^2)$ . This hierarchy provides a controlled setting to study how operator-level energy efficiency interacts with problem-dependent evaluation costs.

### 5.2 Energy Measurement Protocol

All experiments were conducted on a machine running Ubuntu 22.04 with an Intel(R) Xeon(R) CPU E5-1650 v2 operating at 3.50 GHz and 16 GB of DRAM. All algorithms were implemented in Python 3.10.12 using the MEALPY library (v3.0.3) [36].

Energy consumption was measured at runtime using the pyRAPL package [33], which accesses hardware RAPL counters. For each operator execution, CPU and DRAM energy were recorded and summed as total energy consumption. These measurements are obtained from hardware counters, rather than estimated from execution time or instruction counts.

This protocol enables operator-level energy profiling based on actual measurements, forming the foundation of the proposed EI/J-based scheduling mechanism.

### 5.3 Parameter Settings

Table 1 summarises the algorithm parameters; a common smoothing factor  $\alpha = 0.9$  is used for the EI/J estimator, selected based on preliminary experiments that favoured more stable estimates.

SSGA uses a population size of 100 with one-point crossover (rate 0.8), bit-flip mutation (rate  $1/D$ ), and tournament selection. PSO also uses a swarm size of 100, an inertia weight  $w = 0.729$ , and cognitive and social coefficients  $c_1 = c_2 = 2.05$ . ILS applies a first-improvement acceptance strategy with a maximum of 100 iterations. All algorithms are evaluated over 100 independent trials. The maximum energy budget  $B_{\max}$  is set to 1.0 kJ for KP and NK, and to 10.0 kJ for ECC.

### 5.4 Initial Operator Profiling

As a first step toward energy-aware optimisation, we establish baseline operator-level energy profiles for each algorithm. Each metaheuristic is executed using a single operator variant, and the energy consumed per operator execution is recorded. Figure 1 shows the resulting distributions as violin plots. The horizontal axis denotes energy, and the vertical axis indicates each method.

In SSGA, the two operators exhibit a clear separation: Replace-5 consistently consumes more energy than Replace-1, reflecting the increased number of offspring evaluations per iteration. In contrast, for PSO and ILS, the energy distributions of operator

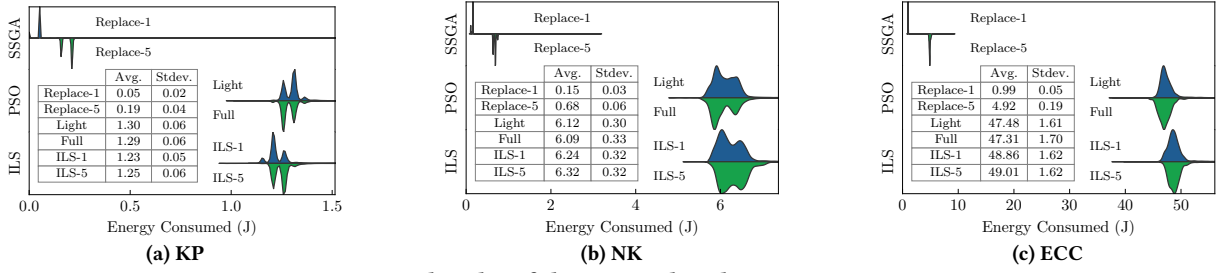


Figure 1: Violin plot of the energy distribution per operator

variants largely overlap, indicating that differences in velocity-update rules or perturbation sizes have a limited impact on the per-iteration energy cost.

Across benchmarks, absolute energy consumption increases from KP to NK and ECC, consistent with their increasing evaluation complexity. For KP and NK, the distributions exhibit a bimodal structure with two distinct peaks. Based on a component-wise analysis, this pattern cannot be attributed to operator logic or fitness evaluation, suggesting the influence of system-level execution factors. In contrast, ECC shows a unimodal distribution, indicating a more stable per-operator cost.

These results demonstrate that operators are not energy equivalent and that lightweight operator-level energy profiling already provides actionable information for guiding energy-aware selection during the search.

## 5.5 Evaluation Metrics and Statistical Tests

All methods are evaluated under fixed energy budgets, and performance is reported as solution quality per unit energy rather than per iteration. The primary outcomes are the final best-so-far fitness at budget exhaustion and the fitness–energy trajectories observed during the search.

For trajectory-level analysis, the average best-so-far fitness is fitted using a normalized saturating exponential model,  $f(E) = f_{\infty}(1 - Ae^{-kB/B_{\max}})$ . Here,  $f_{\infty}$  represents the expected asymptotic solution quality, while  $k$  captures the normalized convergence speed with respect to the energy budget, enabling comparisons across problems with different budget scales.

To assess whether the proposed energy-aware variants preserve solution quality, each EI/J-method is compared against its corresponding single-operator baselines using the Mann–Whitney U test. In addition, operator selection ratios are reported to characterize behavioural differences induced by EI/J scheduling.

## 6 Results

This section reports the experimental results of the proposed EI/J-based metaheuristics, focusing on online estimation behaviour, operator selection, and solution quality under fixed energy budgets.

### 6.1 EI/J Model Convergence and Tracking

Figures 2–4 show the evolution of the estimated expected improvement  $\mathbb{E}[\Delta f(o)]$  and expected energy consumption  $\mathbb{E}[E(o)]$  plotted against cumulative energy for representative median trials.

Across all algorithms and problems, the estimated trajectories reveal a consistent coupling between numerical improvement and energy consumption at the operator level. Operators that incur higher expected energy do not necessarily yield larger expected improvements, and meaningful differences in  $\mathbb{E}[\Delta f(o)]$  can be observed even when  $\mathbb{E}[E(o)]$  remains comparable.

The online estimators remain stable as energy accumulates. In particular,  $\mathbb{E}[E(o)]$  closely matches the empirical operator profiles reported in Section 5.4, indicating that the learned statistics are grounded in actual measurements rather than short-term noise. As a result, both  $\mathbb{E}[\Delta f(o)]$  and  $\mathbb{E}[E(o)]$  converge toward smooth, informative signals suitable for energy-aware decision making.

Differences in the scale and smoothness of  $\mathbb{E}[\Delta f(o)]$  reflect how each metaheuristic accumulates improvements—over offspring in SSGA, over the swarm in PSO, or over fixed local-search steps in ILS. Despite these structural differences, the EI/J estimation process remains effective and comparable across all metaheuristics.

### 6.2 Operator Selection Dynamics

Figure 5 reports the evolution of average operator selection ratios as a function of the consumed energy budget. The horizontal axis represents the percentage of the energy budget used, while the vertical axis shows the probability of selecting a given operator. For SSGA, the Replace-1 ratio is reported; for PSO and ILS, the Full and ILS-1 ratios are shown, respectively.

Across all algorithms, operator preferences emerge progressively rather than suddenly. Even when an operator becomes dominant, its selection ratio remains around 60% in the early stages and increases progressively, indicating online learning rather than fixed bias.

In SSGA, the selection ratio remains close to 50% across all problems, reflecting the fact that Replace-1 and Replace-5 share the same underlying replacement mechanism and differ mainly in the number of offspring generated. In contrast, PSO and ILS exhibit problem-dependent convergence toward a dominant operator: in KP and NK, Full and ILS-1 dominate, respectively, whereas in ECC, the selection ratios remain closer to parity. This behaviour is explained by the large  $\sigma_{\Delta f,t}^2(o)$  relative to  $\mu_{\Delta f,t}(o)$ , leading to comparable selection probabilities as described in Eq. (15). This indicates that EI/J-based scheduling naturally balances exploitation and exploration by accounting not only for expected improvement, but also for uncertainty in operator performance.



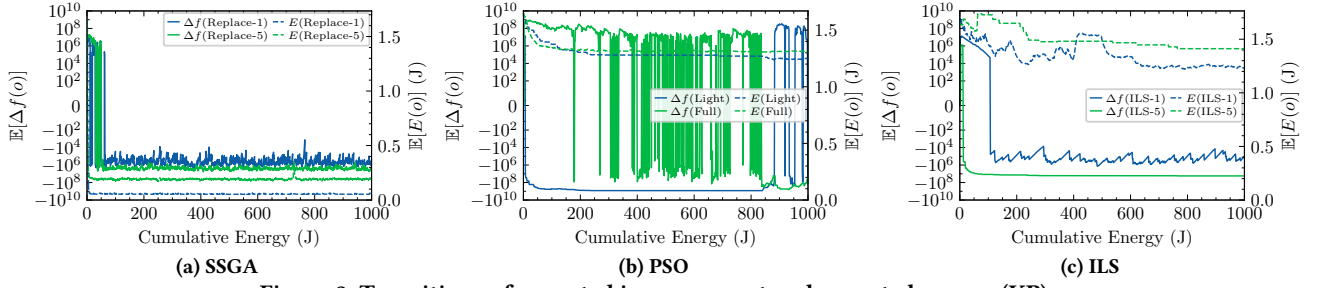


Figure 2: Transitions of expected improvement and expected energy (KP)

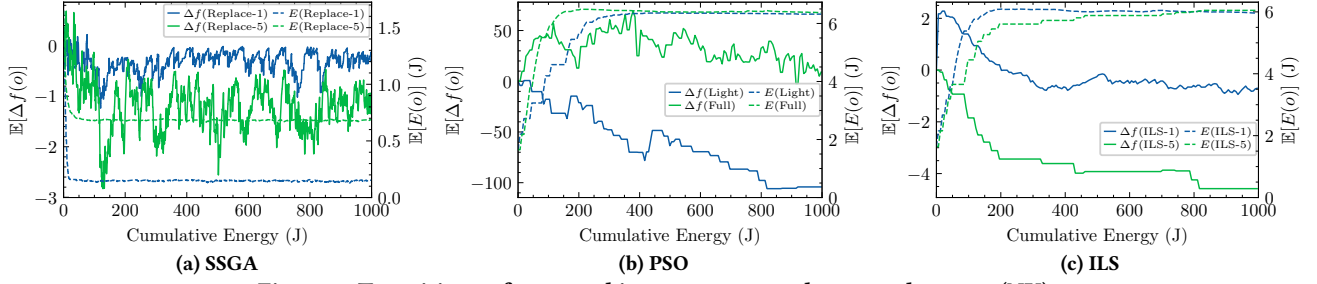


Figure 3: Transitions of expected improvement and expected energy (NK)

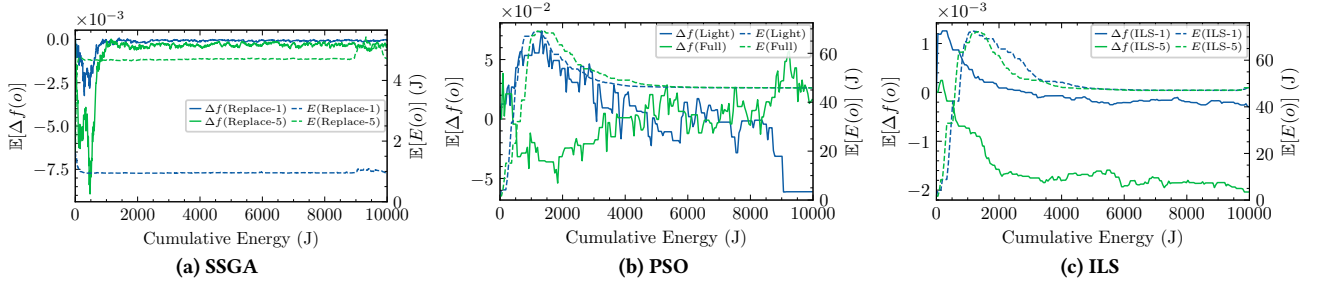


Figure 4: Transitions of expected improvement and expected energy (ECC)

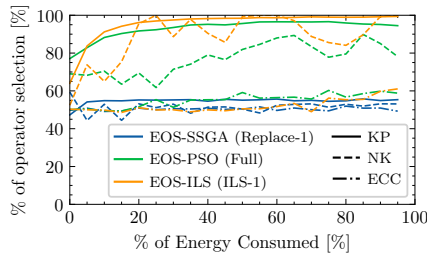


Figure 5: Operator selection ratios across energy budget (%)

### 6.3 Performance Under Fixed Energy Budgets

Figure 6 reports fitness trajectories via cumulative energy consumption under fixed energy budgets. The horizontal axis shows cumulative energy, and the vertical axis shows fitness. This setting allows a direct comparison of solution quality per unit energy across algorithms. For KP, only feasible trials are shown, as some trials in two baselines (PSO-Light and ILS-5) failed to find feasible solutions.

Across all benchmarks, a consistent pattern emerges. Static operator choices can lead to performance degradation or even failure,

as observed for PSO-Light and ILS-5. In contrast, the proposed EI/J-based methods (EOS-x) remain robust across problems, producing feasible solutions and stable improvement trajectories without prior knowledge of the most suitable operator.

When static operators perform well (e.g., PSO-Full or ILS-1), EOS-x closely matches their convergence behaviour. Conversely, when static choices are suboptimal, EOS-x avoids catastrophic failure and maintains steady progress. As a result, EOS-x achieves solution quality per unit energy comparable to the best-performing static configuration across benchmarks, while exhibiting lower variance across runs, indicating more stable and robust behaviour under fixed energy budgets.

This observation is supported by the fitted trajectory parameters. Although PSO-Full and ILS-1 achieve the best combinations of asymptotic performance  $f_\infty$  and convergence rate  $k$ , the corresponding EOS variants attain values of  $f_\infty$  and  $k$  that are consistently close to those of the best single-operator configurations. This indicates that, from the perspective of the fitted convergence behaviour, consistently selecting the empirically best operator is not strictly necessary to achieve near-optimal performance under fixed energy budgets. Instead, EOS-x reproduces most of the benefits of the best operator in terms of both final solution quality and convergence dynamics, despite occasionally selecting suboptimal operators.

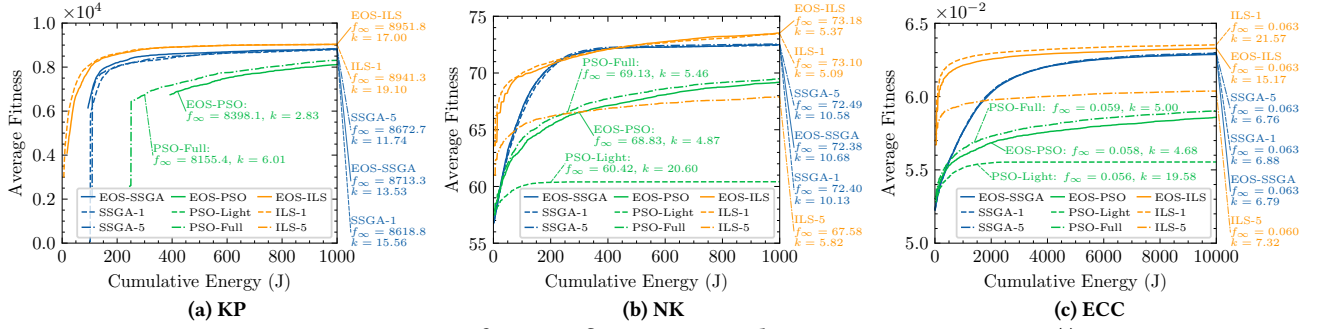


Figure 6: Trajectories of average fitness via cumulative energy consumption (J)

These results demonstrate that energy-aware operator selection is a necessary mechanism for reliable search under fixed energy budgets. By adapting operator usage online based on measured energy and observed improvements, EOS-x provides a problem-independent mechanism to balance numerical progress and computational cost.

#### 6.4 Solution Quality and Statistical Comparison

Table 2 reports the mean and standard deviation of the final fitness values obtained by each method, together with the corresponding  $p$ -values. Bold values indicate the highest fitness among methods that are not statistically different at the 5% significance level. For KP, results for PSO-Light and ILS-5 are omitted, as these methods failed to produce feasible solutions in most trials.

For SSGA, solution quality remains statistically unchanged across EOS-SSGA, SSGA-1, and SSGA-5 for all problems, indicating that energy-aware operator selection does not degrade performance. For PSO, EOS-PSO consistently outperforms the weaker baseline (PSO-Light) and achieves solution quality comparable to PSO-Full on KP and NK, with PSO-Full showing an advantage only on ECC. For ILS, EOS-ILS matches the performance of ILS-1 on KP and NK while outperforming ILS-5 across all problems; only on ECC does ILS-1 yield significantly better results.

Overall, the EI/J-based method attains solution quality comparable to that of the best single-operator configurations in 7 out of 9 comparisons. At the same time, it significantly outperforms weaker static operators (PSO-Light and ILS-5) in all 6 applicable cases. In addition, for EOS-ILS in KP and NK, the mean fitness exceeds that of ILS-1, even though no significant difference is found. These results demonstrate that energy-aware operator selection can preserve, and often improve, solution quality without requiring prior knowledge of the most suitable operator for a given problem.

#### 6.5 Energy Savings and Behavioural Differences

Table 3 summarises the energy consumption (J) under fixed evaluation budgets, set to 35,000 for KP, 10,000 for NK, and 15,000 for ECC. Bold values indicate the lowest mean energy among methods that are not statistically different at the 5% significance level.

EOS-x achieves the lowest energy consumption or a statistically equivalent level in 8 out of 9 comparisons. The only exception is SSGA on KP, where SSGA-5 attains slightly lower energy usage. These results indicate that the proposed EI/J-based scheduler can

Table 2: Mean and standard deviation of the final fitness

Method	KP			NK			ECC ( $\times 10^{-2}$ )		
	Avg. $\pm$ Stdev.	$p$ -val.		Avg. $\pm$ Stdev.	$p$ -val.		Avg. $\pm$ Stdev.	$p$ -val.	
EOS-SSGA	<b>8818.55 <math>\pm</math> 261.56</b>	—		<b>72.49 <math>\pm</math> 1.36</b>	—		<b>6.29 <math>\pm</math> 0.03</b>	—	
SSGA-1	8793.64 $\pm$ 298.88	0.66		72.46 $\pm$ 1.46	0.68		6.29 $\pm$ 0.03	0.64	
SSGA-5	<b>8834.12 <math>\pm</math> 284.36</b>	0.50		72.55 $\pm$ 1.28	0.79		<b>6.30 <math>\pm</math> 0.03</b>	0.05	
EOS-PSO	<b>8120.82 <math>\pm</math> 667.06</b>	—		<b>69.19 <math>\pm</math> 1.62</b>	—		<b>5.86 <math>\pm</math> 0.06</b>	—	
PSO-Light	—	< 0.01		60.42 $\pm$ 1.03	< 0.01		5.55 $\pm$ 0.07	< 0.01	
PSO-Full	<b>8307.06 <math>\pm</math> 524.74</b>	0.07		<b>69.50 <math>\pm</math> 1.39</b>	0.11		<b>5.90 <math>\pm</math> 0.06</b>	< 0.01	
EOS-ILS	<b>9035.58 <math>\pm</math> 125.06</b>	—		<b>73.52 <math>\pm</math> 1.24</b>	—		<b>6.33 <math>\pm</math> 0.06</b>	—	
ILS-1	9031.08 $\pm$ 112.59	0.91		73.45 $\pm$ 1.31	0.53		6.35 $\pm$ 0.06	< 0.01	
ILS-5	—	< 0.01		67.89 $\pm$ 0.94	< 0.01		6.04 $\pm$ 0.03	< 0.01	

Table 3: Energy consumption under fixed evaluation budgets

Method	KP			NK			ECC		
	Avg. $\pm$ Stdev. (J)	$p$ -val.		Avg. $\pm$ Stdev. (J)	$p$ -val.		Avg. $\pm$ Stdev. (J)	$p$ -val.	
EOS-SSGA	688.20 $\pm$ 55.58	—		<b>686.57 <math>\pm</math> 30.17</b>	—		<b>7348.27 <math>\pm</math> 135.92</b>	—	
SSGA-1	798.84 $\pm$ 30.42	< 0.01		731.25 $\pm$ 37.62	< 0.01		7446.86 $\pm$ 174.90	< 0.01	
SSGA-5	<b>679.98 <math>\pm</math> 19.47</b>	< 0.01		<b>681.25 <math>\pm</math> 27.80</b>	0.08		<b>7379.68 <math>\pm</math> 152.72</b>	0.19	
EOS-PSO	454.99 $\pm$ 13.59	—		<b>604.49 <math>\pm</math> 26.23</b>	—		<b>7062.47 <math>\pm</math> 143.89</b>	—	
PSO-Light	455.61 $\pm$ 13.86	0.49		607.44 $\pm$ 25.85	0.36		<b>7080.38 <math>\pm</math> 134.86</b>	0.43	
PSO-Full	452.67 $\pm$ 12.52	0.13		606.17 $\pm$ 29.10	0.69		<b>7056.78 <math>\pm</math> 151.06</b>	0.64	
EOS-ILS	425.98 $\pm$ 12.02	—		<b>615.23 <math>\pm</math> 24.50</b>	—		<b>7197.76 <math>\pm</math> 133.57</b>	—	
ILS-1	426.45 $\pm$ 14.77	0.41		614.85 $\pm$ 28.18	0.65		<b>7194.98 <math>\pm</math> 134.27</b>	0.78	
ILS-5	433.55 $\pm$ 11.76	< 0.01		<b>621.95 <math>\pm</math> 27.10</b>	0.09		<b>7220.81 <math>\pm</math> 137.15</b>	0.24	

effectively reduce energy consumption while preserving solution quality under a fixed number of fitness evaluations.

EOS-SSGA achieves an energy efficiency comparable to that of SSGA-5, despite selecting the more energy-intensive operator (Replace-1) in approximately half of the iterations (Figure 5). This suggests that the EI/J-based scheduler does not optimise operator-level energy consumption in isolation, but instead adapts operator usage to mitigate inefficient algorithm-level execution patterns.

Overall, these results suggest that the proposed EI/J-based scheduler can provide competitive energy efficiency across different problems without prior knowledge of the most suitable operator.

## 7 Conclusions and Future Work

This paper introduced a unified framework for energy-aware metaheuristics based on a robust numerical Expected Improvement per Joule (EI/J) model, enabling principled operator selection under fixed energy budgets. The approach combines operator profiling, lightweight/heavy operator variants, and a general scheduler applicable to GA, PSO, and ILS.



The energy-aware algorithms designed consistently preserved or improved solution quality while requiring less energy than their standard counterparts. EI/J stabilized early, identified the most efficient operators, and guided the search without degrading numerical performance across the three different problems.

The framework is directly portable to other operator-driven methods such as EDAs, VNS, ALNS, or multi-operator EA hybrids.

Future work may extend EI/J to larger operator portfolios and adaptive schemes such as bandits or reinforcement learning, explore energy-aware control of population and algorithmic parameters, and apply the framework to parallel or real-world large-scale settings. These directions suggest a new generation of metaheuristics that treat energy as a primary design constraint, dynamically selecting operators and search behaviours based on their improvement-per-Joule efficiency, and enabling algorithms that remain effective even under strict computational or sustainability requirements like the ones needed in mobile phones, federated learning, or in kernel techniques for generative AI training.

## Acknowledgments

During the preparation of this work, the authors used Word Processing tools, Spreadsheets, and AI assistants in order to improve the readability of the text and figures. After that, the authors reviewed and edited the content as needed and then took full responsibility for the published article.

## Disclaimer

This paper does not represent the opinion of any of our affiliated organisations.

## References

- [1] Amr Abdelhafez, Enrique Alba, and Gabriel Luque. 2019. A component-based study of energy consumption for sequential and parallel genetic algorithms. *The Journal of Supercomputing* 75, 10 (01 Oct 2019), 6194–6219. doi:10.1007/s11227-019-02843-4
- [2] Amr Abdelhafez, Gabriel Luque, and Enrique Alba. 2020. Parallel execution combinatorics with metaheuristics: Comparative study. *Swarm and Evolutionary Computation* 55 (2020), 100692.
- [3] E. Alba, G. Luque, and J.M. Troya. 2004. Parallel LAN/WAN heuristics for optimization. *Parallel Comput.* 30, 5 (2004), 611–628. doi:10.1016/j.parco.2003.12.007
- [4] Muralidhar Andoorveedu, Zhanda Zhu, Bojian Zheng, and Gennady Pekhimenko. 2022. Tempo: Accelerating Transformer-Based Model Training through Memory Footprint Reduction. In *Advances in Neural Information Processing Systems*, S. Koyejo, S. Mohamed, A. Agarwal, D. Belgrave, K. Cho, and A. Oh (Eds.), Vol. 35. Curran Associates, Inc., 12267–12282. [https://proceedings.neurips.cc/paper\\_files/paper/2022/file/4fc81f4cd2715d995018e0799262176b-Paper-Conference.pdf](https://proceedings.neurips.cc/paper_files/paper/2022/file/4fc81f4cd2715d995018e0799262176b-Paper-Conference.pdf)
- [5] Brian R. Bartoldson, Bhavya Kailkhura, and Davis Blalock. 2023. Compute-Efficient Deep Learning: Algorithmic Trends and Opportunities. *Journal of Machine Learning Research* 24, 122 (2023), 1–77. <http://jmlr.org/papers/v24/22-1208.html>
- [6] Verónica Bolón-Canedo, Laura Morán-Fernández, Brais Cancela, and Amparo Alonso-Betanzos. 2024. A review of green artificial intelligence: Towards a more sustainable future. *Neurocomputing* 599 (2024), 128096. doi:10.1016/j.neucom.2024.128096
- [7] Edmund K Burke, Michel Gendreau, Matthew Hyde, Graham Kendall, Gabriela Ochoa, Ender Özcan, and Rong Qu. 2013. Hyper-heuristics: A survey of the state of the art. *Journal of the Operational Research Society* 64, 12 (2013), 1695–1724. doi:10.1057/jors.2013.71
- [8] Jagat Sesh Challa, Aarti, Navneet Goyal, and Poonam Goyal. 2026. Time-sensitive data analytics: A survey of anytime techniques, applications and challenges. *Computer Science Review* 59 (2026), 100850. doi:10.1016/j.cosrev.2025.100850
- [9] Carlos Cotta and Jesús Martínez-Cruz. 2024. Energy Consumption Analysis of Batch Runs of Evolutionary Algorithms. In *Proceedings of the Genetic and Evolutionary Computation Conference Companion* (Melbourne, VIC, Australia) (GECCO '24 Companion). Association for Computing Machinery, New York, NY, USA, 87–88. doi:10.1145/3638530.3664093
- [10] Benoit Courty, Victor Schmidt, Goyal-Kamal, Marion Coutarel, Boris Feld, Jérémy Lecourt, Liam Connell, SabAmine, inimal, supatomic, Mathilde Léval, Luis Blanche, Alexis Cruveiller, ouminasara, Franklin Zhao, Aditya Joshi, Alexis Bogroff, Amine Saboni, Hugues de Lavoreille, Niko Laskaris, Edoardo Abati, Douglas Blank, Ziyao Wang, Armin Catovic, alencon, Michał Stęchly, Christian Bauer, Lucas-Otavio, JPW, and MinervaBooks. 2024. *mlco2/codcarbon*: v2.4.1. doi:10.5281/zenodo.11171501
- [11] Howard David, Eugene Gorbatov, Ulf R. Hanebutte, Rahul Khanna, and Christian Le. 2010. RAPL: Memory power estimation and capping. In *2010 International Symposium on Low-Power Electronics and Design*. 189–194. doi:10.1145/1840845.1840883
- [12] Rafet Durgut, Mehmet Emin Aydin, and Ibrahim Atli. 2021. Adaptive operator selection with reinforcement learning. *Information Sciences* 581 (2021), 773–790. doi:10.1016/j.ins.2021.10.025
- [13] Josefa Díaz-Álvarez, Pedro A. Castillo, Francisco Fernández de Vega, Francisco Chávez, and Jorge Alvarado. 2022. Population size influence on the energy consumption of genetic programming. *Meas. and Control* 55, 1-2 (2022), 102–115. doi:10.1177/00202940211064471
- [14] Juan José Escobar, Julio Ortega, Antonio Francisco Díaz, Jesús González, and Miguel Damas. 2019. Energy-aware load balancing of parallel evolutionary algorithms with heavy fitness functions in heterogeneous CPU-GPU architectures. *Concurrency and Computation: Practice and Experience* 31, 6 (2019), e4688. [arXiv:https://onlinelibrary.wiley.com/doi/pdf/10.1002/cpe.4688](https://onlinelibrary.wiley.com/doi/pdf/10.1002/cpe.4688) doi:10.1002/cpe.4688 e4688 cpe.4688.
- [15] Francisco Fernández de Vega, Josefa Díaz, Juan Ángel García, Francisco Chávez, and Jorge Alvarado. 2020. Looking for Energy Efficient Genetic Algorithms. In *Artificial Evolution*. Springer, 96–109.
- [16] Álvaro Fialho, Marc Schoenauer, and Michele Sebag. 2010. Toward comparison-based adaptive operator selection. In *Proceedings of the 12th Annual Conference on Genetic and Evolutionary Computation (GECCO '10)*. ACM, 767–774. doi:10.1145/1830483.1830619
- [17] Álvaro Fialho, Luis Da Costa, Marc Schoenauer, and Michèle Sebag. 2010. Analyzing bandit-based adaptive operator selection mechanisms. *Annals of Mathematics and Artificial Intelligence* 60, 1-2 (Sept. 2010), 25–64. doi:10.1007/s10472-010-9213-y
- [18] AE Gamal, L. Hemachandra, Itzhak Shperling, and V. Wei. 1987. Using simulated annealing to design good codes. *IEEE Transactions on information theory* 33, 1 (1987), 116–123.
- [19] Tomohiro Harada, Enrique Alba, and Gabriel Luque. 2024. Energy and Quality of Surrogate-Assisted Search Algorithms: a First Analysis. In *2024 IEEE Congress on Evolutionary Computation (CEC)*. 1–8. doi:10.1109/CEC60901.2024.10611758
- [20] Mohammad Newaj Jamil and Ah-Lian Kor. 2022. Analyzing energy consumption of nature-inspired optimization algorithms. *Green Technology, Resilience, and Sustainability* 2, 1 (27 Jan 2022), 1. doi:10.1007/s44173-021-00001-9
- [21] Stuart A. Kauffman. 1993. *The Origins of Order: Self-Organization and Selection in Evolution*. Oxford University Press. doi:10.1093/oso/9780195079517.001.0001
- [22] Ji Li, Quan Zhou, Huw Williams, Hongming Xu, and Changqing Du. 2022. Cyber-Physical Data Fusion in Surrogate-Assisted Strength Pareto Evolutionary Algorithm for PHEV Energy Management Optimization. *IEEE Transactions on Industrial Informatics* 18, 6 (2022), 4107–4117. doi:10.1109/TII.2021.3121287
- [23] Ke Li, Álvaro Fialho, Sam Kwong, and Qingfu Zhang. 2014. Adaptive Operator Selection With Bandits for a Multiobjective Evolutionary Algorithm Based on Decomposition. *IEEE Transactions on Evolutionary Computation* 18, 1 (2014), 114–130. doi:10.1109/TEVC.2013.2239648
- [24] Hou-I Liu, Marco Galindo, Hongxia Xie, Lai-Kuan Wong, Hong-Han Shuai, Yung-Hui Li, and Wen-Huang Cheng. 2024. Lightweight Deep Learning for Resource-Constrained Environments: A Survey. *ACM Comput. Surv.* 56, 10, Article 267 (June 2024), 42 pages. doi:10.1145/3657282
- [25] Florian Meier and Hayata Yamasaki. 2025. Energy-Consumption Advantage of Quantum Computation. *PRX Energy* 4 (May 2025), 023008. Issue 2. doi:10.1103/PRXEnergy.4.023008
- [26] Gaurav Menghani. 2023. Efficient Deep Learning: A Survey on Making Deep Learning Models Smaller, Faster, and Better. *ACM Comput. Surv.* 55, 12, Article 259 (March 2023), 37 pages. doi:10.1145/3578938
- [27] Juan J. Merelo-Guervós, Mario García-Valdez, and Pedro A. Castillo. 2024. Green Evolutionary Algorithms and JavaScript: A Study on Different Software and Hardware Architectures. In *Software Technologies*, Hans-Georg Fill, Francisco José Domínguez Mayo, Marten van Sinderen, and Leszek A. Maciaszek (Eds.). Springer Nature Switzerland, Cham, 1–18.
- [28] J. J. Moreno, G. Ortega, E. Filatovas, J. A. Martínez, and E. M. Garzón. 2016. Improving the Energy Efficiency of Evolutionary Multi-objective Algorithms. In *Algorithms and Architectures for Parallel Processing*, Jesus Carretero, Javier García-Blas, Victor Gergel, Vladimir Voevodin, Isif Meyerov, Juan A. Rico-Gallego, Juan C. Díaz-Martín, Pedro Alonso, Juan Durillo, José Daniel García Sánchez, Alexey L. Lastovetsky, Fabrizio Marozzo, Qin Liu, Zakirul Alam Bhuiyan, Karl

- Fürlinger, Josef Weidendorfer, and José Gracia (Eds.). Springer International Publishing, Cham, 62–75.
- [29] Rajeev Muralidhar, Renata Borovica-Gajic, and Rajkumar Buyya. 2022. Energy Efficient Computing Systems: Architectures, Abstractions and Modeling to Techniques and Standards. *ACM Comput. Surv.* 54, 11s, Article 236 (Sept. 2022), 37 pages. doi:10.1145/3511094
  - [30] Adel Noureddine, Romain Rouvoy, and Lionel Seinturier. 2015. Monitoring energy hotspots in software. *Automated Software Engineering* 22, 3 (2015), 291–332. doi:10.1007/s10515-014-0171-1
  - [31] Martin Pelikan. 2008. Analysis of estimation of distribution algorithms and genetic algorithms on NK landscapes. In *Proceedings of the 10th Annual Conference on Genetic and Evolutionary Computation* (Atlanta, GA, USA) (GECCO '08). Association for Computing Machinery, New York, NY, USA, 1033–1040. doi:10.1145/1389095.1389287
  - [32] David Pisinger. 2005. Where are the hard knapsack problems? *Computers & Operations Research* 32, 9 (2005), 2271–2284. doi:10.1016/j.cor.2004.03.002
  - [33] Spirals Research Group (University of Lille and Inria). 2019. pyRAPL Documentation (Version 0.2.0). <https://pyrapl.readthedocs.io/en/latest/>. Accessed: 2026-01-14.
  - [34] Abdulaziz Tabbakh, Lisan Al Amin, Mahbubul Islam, G. M. Iqbal Mahmud, Imranul Kabir Chowdhury, and Md Saddam Hossain Mukta. 2024. Towards sustainable AI: a comprehensive framework for Green AI. *Discover Sustainability* 5, 1 (Nov. 2024). doi:10.1007/s43621-024-00641-4
  - [35] Jihene Tmamna, Emna Ben Ayed, Rahma Fourati, Mandar Gogate, Tughrul Arslan, Amir Hussain, and Mounir Ben Ayed. 2024. Pruning Deep Neural Networks for Green Energy-Efficient Models: A Survey. *Cognitive Computation* 16, 6 (July 2024), 2931–2952. doi:10.1007/s12559-024-10313-0
  - [36] Nguyen Van Thieu and Seyedali Mirjalili. 2023. MEALPY: An open-source library for latest meta-heuristic algorithms in Python. *Journal of Systems Architecture* 139 (2023), 102871. doi:10.1016/j.sysarc.2023.102871
  - [37] Roberto Verdecchia, June Sallou, and Luis Cruz. 2023. A systematic review of Green AI. *WIREs Data Mining and Knowl. Disc.* 13, 4 (2023), e1507. doi:10.1002/widm.1507
  - [38] Shlomo Zilberstein. 1996. Using Anytime Algorithms in Intelligent Systems. *AI Magazine* 17, 3 (1996), 73–83. doi:10.1609/aimag.v17i3.1232