

Codes for Metastability-Containing Addition

Johannes Bund*, Christoph Lenzen†, Moti Medina‡

**Université Paris-Saclay, CNRS, ENS Paris-Saclay, Laboratoire Méthodes Formelles*
91940 Gif-sur-Yvette, France
jobund@lmf.cnrs.fr

†*CISPA Helmholtz Center for Information Security*
66123 Saarbrücken, Germany
lenzen@cispa.de

‡*Alexander Kofkin Faculty of Engineering, Bar-Ilan University*
5290002 Ramat Gan, Israel
moti.medina@biu.ac.il



Abstract—

We investigate the fundamental task of addition under uncertainty, namely, addends that are represented as intervals of numbers rather than single values. One potential source of such uncertainty can occur when obtaining discrete-valued measurements of analog values, which are prone to metastability. Naturally, unstable bits impact gate-level and, consequently, circuit-level computations. Using Binary encoding for such an addition produces a sum with an amplified imprecision.

Hence, the challenge is to devise an encoding that does not amplify the imprecision caused by unstable bits. We call such codes *recoverable*. While this challenge is easily met for unary encoding, no suitable codes of high rates are known. In this work, we prove an upper bound on the rate of preserving and recoverable codes for a given bound on the addends' combined uncertainty. We then design an asymptotically optimal code that preserves the addends' combined uncertainty.

We then discuss how to obtain adders for our code. The approach can be used with any known or future construction for containing metastability of the inputs. We conjecture that careful design based on existing techniques can lead to significant latency reduction.

Index Terms—interval addition, metastability-containment, recoverable codes

1 INTRODUCTION

At first glance, addition of inputs carrying uncertainty is straightforward: representing the inputs as intervals, one simply adds the lower and upper bounds of these input intervals, respectively, yielding an interval specifying the possible outputs. However, this drastically changes when instability of inputs interferes with computation. For example, such interference can be caused by metastability. Metastable signals disrupt the binary representation of inputs, making it impossible to represent the lower and upper bounds of an input interval.

This work has been accepted for publication at IEEE Transactions on Computers. Funding: This research was supported by the Israel Science Foundation under Grants 867/19 and 554/23. This research was funded in part by the French Agence Nationale de la Recherche (ANR) under the project DREAMY (ANR-21-CE48-0003). Johannes Bund was affiliated with CISPA Helmholtz Center for Information Security and Bar-Ilan University when working on the technical parts of this paper. During parts of this work Christoph Lenzen was affiliated with Aalto University.

TABLE 1

Addition of binary codewords, using a standard VHDL implementation of a serial adder, with input signals (X, Y) and output signal (SUM). Metastable signals are represented by the value X.

X	0001 1001 ({25})	0001 101X ({26, 27})
Y	0010 0101 ({37})	0010 0101 ({37})
SUM	0011 1110 ({62})	0XXX XXXX ({0, ..., 127})

Previous results show that metastability-containing circuits can mitigate the loss of information due to metastable signals [1]. We say that a combinational circuit is *metastability-containing (mc)* if it does not deviate from the best possible response to inputs with metastable bits (for a formal definition, see Section 2.1). In [2], we observe that the choice of encoding matters when facing metastable inputs. In this work, we show that the careful design of encoding and metastability-containing addition circuits makes it possible to maintain the implicit lower and upper bounds of input intervals, preventing the loss of information.

In the following example, we show that *encoding matters* when facing metastable bits, i.e., even if one uses a metastability-containing binary adder, then information is still lost.

Addition Under Uncertainty: First Example

A classic example of loss of information due to metastability is addition under standard binary encoding. In Table 1 we simulate a classical combinational adder implemented in VHDL. For stable inputs (binary encodings of 25 and 37), the circuit produces the correct output (binary encoding of 62). However, for a single metastable input bit, the circuit amplifies the uncertainty. When switching between the encoding of 26 and 27, the least significant bit may become metastable. This example causes 7 out of 8 output bits to become metastable. Resolving each X to either 0 or 1 can produce any codeword from 0 to 127.

Let us consider a naive solution where Gray code is used, which has at most one metastable bit in each codeword, representing intervals of size 2. These arise when using Time-to-Digital converters (TDCs) to generate the addends, as these can

TABLE 2

Addition of hybrid codewords in VHDL, using a metastability-containing implementation of the addition scheme in Section 7. Codewords are of length 8, where $n = 5$ and $k = 3$. Metastable signals are represented by the value x .

X	00101 1X0 ({25, 26})	01X10 X00 ({47, 48, 49})
Y	01101 011 ({37})	00111 011 ({21})
SUM	01000 00X ({62, 63})	11001 XX1 ({68, 69, 70})

be designed to deterministically ensure at most one metastable bit in a Gray code output [3]. In this case, adding two or more values with a single metastable bit each must aggregate the corresponding uncertainty. In turn, uncertainty is again increased, e.g., adding 0X1 and 11X that corresponds to $\{1, 2\}$ and $\{4, 5\}$ yields 1XX which corresponds to $\{4, \dots, 7\}$, instead of the desired $\{5, 6, 7\}$.

Informally, we use the term *precision* to describe how sharply an encoded value is determined: the fewer consecutive integer values it may represent, the higher its precision. We parameterize limited precision by an *imprecision* $p \geq 0$: a codeword with imprecision p may resolve to at most $p + 1$ consecutive integer values. In the following sections, we make this notion gradually more formal.

Our Main Research Question

Arguably, the main challenge we overcome lies in formalizing the concept of addition under uncertainty by introducing the notion of “precision” and pitching it against a code’s rate. Intuitively, the precision of an input is the range of numbers it represents; for instance, the range $\{7, 8, 9\}$ has precision 2. A suitable encoding must preserve this precision in the sense that after metastability is resolved, we can still reliably recover a number from this range.

In prior work (cf. [4] and [2]), we observe that the amount of imprecision that can be tolerated is restricted by the encoding of the inputs. In the Boolean world, the choice of encoding may influence the complexity of an operation, but not its precision. In the face of metastability, however, the encoding might cause unnecessary loss of information (cf. Table 1). In classic designs, the consequence is that synchronizers must ensure that *no* metastability is propagated into the addition circuit.

Note that an “inefficient” precision-preserving encoding and a corresponding addition circuit are attainable. To see this, consider the simple solution based on a unary thermometer code combined with an mc sorting circuit. The unary thermometer code preserves precision, and mc sorting of the union of the input words’ bits implements the addition. Optimal mc sorting circuits are known [4]. Therefore, this naive mc solution is efficient in n . However, this is misleading: using n bits, it can only add numbers from the range $\{0, \dots, n\}$, while a classic adder operates on exponentially smaller encodings, i.e., handles the range $\{0, \dots, 2^n - 1\}$ using the same number of bits.

Indeed, as we show later on (cf. Theorem 4.2), without a bound on the number of metastable bits, nothing can be done to improve this situation, because n bits are required for a code preserving precision n . Conversely, Gray codes have optimal rate and can handle inputs that correspond to adjacent numbers, e.g., $\{2, 3\}$ or $\{62, 63\}$ (cf. Theorem 5.10). This gives rise to the following question.

Is there a high rate code that (i) preserves precision when adding codewords with a bounded number of metastable bits and (ii) allows for efficient implementation by a circuit?

1.1 Our Contributions

In this paper, we establish the following results.

Formulating Preserving and Recoverable Codes. We formalize the concept of addition under uncertainty by introducing the code properties *preservation* and *recoverability*. Informally, in the context of addition, we say that a code is preserving if the range of codewords that can be obtained by resolving metastability in the output of an mc addition circuit matches the sum of the addends’ uncertainties. Furthermore, a preserving code is deemed recoverable if one can fix a mapping from *all* strings to codewords such that after resolving metastability, applying this mapping yields a codeword from the above range.

Upper Bound on The Rate of Recoverable Codes. We prove that the rate of an n -bit code preserving ℓ -precision is bounded by $\mathcal{O}(2^{n-\ell}/n)$, where $\ell \in \mathbb{N}$ is a bound on the imprecision.

An Asymptotically Optimal Code. We present an $(n + \ell)$ -bit code that is ℓ -precise. In fact, the code is ℓ -preserving and $\lceil \ell/2 \rceil$ -recoverable, indicating that intervals of size ℓ can be represented by a codeword and we can recover intervals of size $\lceil \ell/2 \rceil$ from metastable signals (see Definition 3.3 and Definition 3.4).

MC Addition Circuit for Our Code. For the ℓ -precise code we present an addition circuit of size $\mathcal{O}(n + \ell)$ and depth $\mathcal{O}(\log n + \log \ell)$. However, this circuit implements addition only for stable codewords. Two more steps are required: (i) mapping (stable) non-codewords to codewords, which is straightforward; and (ii) creating an mc circuit with the same behavior on stable inputs. A purely combinational mc circuit of size $(n + \ell)^{\mathcal{O}(\ell)}$ and depth $\mathcal{O}(\ell \log n)$ is obtained using a construction from [5]. Relying on so-called masking registers, a construction from [1] yields a circuit of size $\mathcal{O}(\ell(n + \ell))$ and depth $\mathcal{O}(\log n + \log \ell)$.

The following example shows how an mc adder of codewords from our code does not lose precision.

Addition Under Uncertainty: Second Example

In Table 2 we show the addition of codewords from our “hybrid” code (cf. Section 6). In the example of Table 2, we use an 8-bit hybrid encoding with a 5-bit binary reflected Gray code (BRGC) part and a 3-bit unary variant. We start from the all-zero word 00000 000 and define an up-counting sequence as follows. While the unary part is neither all 0 nor all 1, an up-count changes only the unary part, following the pattern

$$000 \rightarrow 100 \rightarrow 110 \rightarrow 111 \rightarrow 011 \rightarrow 001 \rightarrow 000,$$

so that consecutive words differ in a single unary bit. Whenever the unary part is 111 or 000, the next up-count flips only the BRGC part (advancing one step in the 5-bit BRGC) and leaves the unary part unchanged; after this, the unary pattern continues as above. This yields a global Gray sequence on the 8-bit codewords.

For the concrete integer values that appear in Table 2, the corresponding hybrid codewords (with BRGC and unary parts separated by a space) are:

$$\begin{aligned} 21 &\mapsto 00111 \ 011, 25 \mapsto 00101 \ 100, 26 \mapsto 00101 \ 110, \\ 37 &\mapsto 01101 \ 011, 47 \mapsto 01110 \ 000, 48 \mapsto 01010 \ 000, \\ 49 &\mapsto 01010 \ 100, 62 \mapsto 01000 \ 001, 63 \mapsto 01000 \ 000, \\ 68 &\mapsto 11001 \ 111, 69 \mapsto 11001 \ 011, 70 \mapsto 11001 \ 001. \end{aligned}$$

Here, the BRGC part determines the coarse position, and the unary part refines it within a small range; the integer intervals

shown in Table 2 are obtained by interpreting these words via the hybrid encoding.

Metastable signals are represented by the value X . The simulated circuit is a VHDL metastability-containing implementation of the circuit presented in Section 7. Adding an input that may represent 25 or 26 and the encoding of 37 correctly results in a codeword that may represent 62 or 63. Our hybrid code is parameterized by k . For $k = 3$ the code allows imprecision up to 2, i.e., a codeword that represents 3 consecutive numbers that can be added correctly. For example, the addition of the codeword that represents 47, 48, and 49 plus the encoding of 21 correctly results in the codeword that represents 68, 69, and 70.

1.2 Dealing with Metastability: From Synchronizers to Metastability Containing Circuits

Metastability is a spurious mode of operation in digital circuits. Any clock domain crossing, analog-to-digital, or time-to-digital conversion inherently bears the risk of metastable signals [6]. The phenomenon involves bistable storage elements that are in a volatile state. The output of a metastable storage element may be stuck at a voltage level between logical 0 and logical 1, it may be oscillating, or it can have late transitions. Metastable signals may break timing constraints and input specifications of gates and storage elements. Hence, they propagate through the digital circuit, possibly affecting other signals. Chances of circuit malfunction are usually denoted by the mean time between failures (MTBF).

By their nature, metastable signals cause soft errors with potentially critical consequences. At any point in time, a metastable signal may be read as logical 0 or logical 1. Hence, metastability causes uncertainty regarding whether the encoded value is 0 or 1. No digital circuit can deterministically avoid, resolve, or detect metastability [7].

Trends in VLSI circuit technology further boost the risk of metastable upsets in storage elements. Factors like increased complexity, higher clock frequency, more unsynchronized clock domains, lower operating voltage, and smaller transistor technologies reduce the MTBF [8], [9].

A common approach to lowering the risk of propagating metastability is to employ synchronizers [10]. A synchronizer is a device that amplifies the resolution of a metastable signal towards logical 0 or logical 1. Essentially, synchronizers trade time for reliability. The more time is allocated for the resolution of metastable signals, the smaller the probability of soft errors induced by metastability gets. Even though achieving possibly large MTBF, errors can never be avoided deterministically. Addressing the risks by adding synchronizers increases synchronization delays and hence latency. Therefore, it is desirable to handle the threat of metastable upsets by techniques without these drawbacks.

Interestingly, the study of switching networks shows that careful design can *deterministically* avoid soft errors [11], seemingly defying Marino’s impossibility result [7]. The key insight is that circuits can be designed to contain the uncertainty induced by metastable signals without amplification [1]; we call such circuits *metastability-containing (mc)*. An mc circuit deterministically minimizes the propagation of metastable signals. That is, assuming worst-case propagation of metastability, it produces the most precise output possible.

Albeit avoidable in some applications [3], [4], in general constructing mc circuits incurs an exponential blow-up in the circuit size [5]. However, this overhead can be reduced to linear using so-called *masking* storage elements, which translate internal metastability into late output transitions [1]. Recently, practical high-quality masking latches have been devised [12].

1.3 Application: Fault-tolerant Clock Synchronization

A concrete application where metastability-containing addition naturally arises is fault-tolerant hardware clock synchronization in the style of Lynch and Welch [13], as implemented in a metastability-containing way in [1]. There, time-to-digital converters (TDCs) produce phase measurements in a precision-1 code (typically Gray or unary), i.e., each measurement may differ from the true integer by at most one and contains at most one metastable bit. In a basic step of the Lynch-Welch algorithm, each node collects a number of such phase measurements, discards outliers, sums the remaining values, and then divides the sum by 2 to obtain a small correction that is applied to its local clock.

The computational core therefore needs to add two encoded phase measurements, each with at most one metastable bit. The total input imprecision of the addition is at most $k = 2$, and we can work with the corresponding hybrid code (referred to as $\gamma_{n,3}^h$ in Section 6), which uses only 2 redundant bits, i.e., requiring little overhead compared to a standard n -bit Gray code for the concatenated unary encoding variant.

The remaining operation in the Lynch-Welch update is division by 2. The same template—designing a Boolean circuit implementing this for our code, mapping non-codewords to codewords, and deriving an mc variant of the circuit—could be applied for this task. However, in all likelihood the analog correction to the clock can be simply scaled down by construction, whereas it cannot be taken for granted that addition is straightforward in the analog domain. In summary, all non-trivial computations in the control loop can be performed in a fully metastability-containing digital fashion, without falling back to highly inefficient unary adders.

1.4 Outline

In Section 2 we define the basics of metastability-containing circuits. Key definitions regarding precision-preserving codes are given in Section 3. We show formally in Section 4 that uncertainty requires redundancy. That is, given an (upper) bound on the uncertainty, we prove a lower bound on the number of redundant bits. We provide a simple and natural $(n + k)$ -bit code that uses k redundant bits, called the “hybrid” code $\gamma_{n,k}^h$ (the superscript h stands for “hybrid”). The $\gamma_{n,k}^h$ code is k -preserving and $\lceil k/2 \rceil$ -recoverable. It is of broad interest to study this code as it arises naturally in the context of mc circuits [3]. Preliminary definitions of common code schemes are given in Section 5. The $\gamma_{n,k}^h$ code and the according proofs are presented in Section 6. Informally, the first part of the code is a binary reflected Gray code of n bits, and the second part is a unary thermometer code of k bits. The obtained code has rate $1 - \mathcal{O}(\frac{1}{n})$ for any constant k . The same code $\gamma_{n,k}^h$ can be made k -recoverable by using $2k - 1$ redundant bits. We establish a notion of k -recoverable addition and show that it can be performed on the $\gamma_{n,k}^h$ code in Section 7. Next, in Section 8 we discuss the connection of our code to [3] and to error-correcting codes.

2 PRELIMINARIES

2.1 Ternary Logic and Metastability Containing Circuits

In this work, we make use of a classic extension of Boolean logic due to Kleene [14, §64], which allows for the presence of unspecified signals. In the following, we refer to the Boolean values $\mathbb{B} := \{0, 1\}$ as *stable*, while the additional third logical value M is the *metastable* value. The resulting ternary set of logic values is denoted by $\mathbb{T} := \{0, 1, M\}$. Intuitively, we regard M as a

TABLE 3
Behavior of basic gates and, or, and not.

and	0	1	M	or	0	1	M	not	0	1	M
0	0	0	0	0	0	1	M	0	1	0	M
1	0	1	M	1	1	1	1	1	0	1	0
M	0	M	M	M	M	1	M	M	1	0	M

“superposition” of 0 and 1. Using Kleene logic is a classic way of modeling faults due to unstable events.

In Kleene logic, the basic gates¹ output a stable value if and only if the stable inputs already determine this output. The natural extension of the basic gates and, or, and not is given in Table 3.

A circuit C is a directed acyclic graph, where each node corresponds to a basic logic gate. By induction over the circuit structure, the behavior of basic gates defines for any circuit the function $C: \mathbb{T}^n \rightarrow \mathbb{T}^m$ it implements. We aim to design circuits that behave similarly to basic gates when receiving uncertain inputs. That is, given all inputs, if changing an input bit from 0 to 1 does not affect the output, then setting this input bit to M should also not affect the output. A circuit that satisfies this concept is called a *metastability-containing (mc)* circuit.

The importance of this fundamental concept is illustrated by its surfacing in areas as diverse as digital circuit design [1], [11], [15], logic [14], [16], and cybersecurity [17], [18]. Accordingly, the design of mc circuits has received significant attention over the years. Early on, Huffman established that all Boolean functions admit an mc circuit [11]. However, recently unconditional exponential lower bounds for explicit functions have been shown [5], including circuits of polynomial size that admit metastable upsets. Moreover, unless (the circuit variant of) $P=NP$ holds, the verifier functions of NP-complete languages have no polynomially-sized mc circuits. These lower bounds are complemented by a general construction by Ikenmeyer et al. [5] yielding circuits of size $n^{\mathcal{O}(k)}|C|$, where k is an upper bound on the number of metastable bits in its input, and C is an arbitrary circuit implementing the desired function.

2.2 Superposition and Resolution

To reason about the above notion of *precision* (i.e., the range of values an encoded word may represent; cf. Section 1.1), we use the operations *resolution* and *superposition* as defined in [1]. A precise notion of the imprecision of extended codewords is formalized in Definition 3.2.

The superposition results in the uncertain value M whenever its inputs do not agree on a stable input value.

Definition 2.1 (Superposition). Denote the superposition of two bits by the operator $*$: $\mathbb{T} \times \mathbb{T} \rightarrow \mathbb{T}$. For $x, y \in \mathbb{T}$, $x * y = x$ if $x = y$ and $x * y = M$ otherwise. We extend the $*$ -operation to $x, y \in \mathbb{T}^n$ by applying it to each index $i \in \{1, \dots, n\}$, such that

$$(x * y)_i = \begin{cases} x_i & \text{if } x_i = y_i, \\ M & \text{otherwise.} \end{cases}$$

The $*$ -operation is associative and commutative, hence for $X \subseteq \mathbb{T}^n$ we define $*X := x_1 * \dots * x_n$, where x_1, \dots, x_n is an arbitrary enumeration of the elements of X . The second operation, the resolution, maps from ternary words to sets of Boolean words by replacing each M with both stable values.

1. The specific choice of basic gates does not matter, see [5]; hence, we stick to and, or, and not.

Definition 2.2 (Resolution). Denote the resolution by $\text{res}: \mathbb{T} \rightarrow \mathcal{P}(\mathbb{B})$. For $x \in \mathbb{T}$, $\text{res}(x) = \{0, 1\}$ if $x = M$ and $\text{res}(x) = \{x\}$ otherwise. We extend this to words of length n in the natural way, by setting

$$\text{res}(x) := \{y \in \mathbb{B}^n \mid \forall i \in \{1, \dots, n\}: x_i \neq M \Rightarrow y_i = x_i\},$$

for $x \in \mathbb{T}^n$.

In terms of this intuition, superposition may decrease precision, as the resolution of a superposition can add new words. For example, the superposition of the words 100 and 111 is 1MM. Resolution of this ternary word yields $\text{res}(1MM) = \{100, 101, 110, 111\}$, so the set of possible values has grown from $\{100, 111\}$ to four elements.

2.3 Precise Codes

Before we formally define the required properties on codes in Section 3, we illustrate them by describing the desired behavior. Suppose that we are given two inputs of precision k in n -bit unary encoding, which means that input $x \in \mathbb{T}^n$ satisfies that $\text{res}(x)$ contains at most $k + 1$ codewords, all of which are consecutive. In other words, the possible values represented by x form an interval of size at most $k + 1$. Such inputs are of the form $1^*M^*0^*$, where the number of M's is at most k and the total length of the word is n . Denoting by $\gamma^u: [n + 1] \rightarrow \mathbb{T}^n$ the encoding function for unary thermometer codes. Throughout, for $M \in \mathbb{N}$ we write $[M] := \{0, \dots, M - 1\}$; in particular, $[n + 1] = \{0, \dots, n\}$. We get that inputs are of the form

$$\bigstar_{\ell=i}^j \gamma^u(\ell) = \bigstar_{\ell=i}^j 1^\ell 0^{n-\ell} = 1^i M^{j-i} 0^{n-j},$$

where $i, j \in [n + 1]$ and $0 \leq j - i \leq k$.

The sum of two n -bit unary codes can be represented by a $(2n)$ -bit unary code. Feeding inputs $\bigstar_{\ell=i}^j \gamma^u(\ell) = 1^i M^{j-i} 0^{n-j}$ and $\bigstar_{\ell=i'}^{j'} \gamma^u(\ell) = 1^{i'} M^{j'-i'} 0^{n-j'}$, where $i, i', j, j' \in [n + 1]$, into an adder that maintains precision, outputs $\bigstar_{\ell=i+i'}^{j+j'} \gamma^u(\ell) = 1^{i+i'} M^{j+j'-i-i'} 0^{2n-j-j'}$. This addition maintains information to the best possible degree: We denote the set $\{i, \dots, j\}$ by $\langle i, j \rangle$. The codewords that are resolutions of these words represent the sets $\langle i, j \rangle$, $\langle i', j' \rangle$, and $\langle i + i', j + j' \rangle$, respectively.² In other words, the uncertainty in the output regarding which value is represented matches the uncertainty of the inputs. The reader may think of this as a faithful representation of interval addition.

The above unary thermometer encoding has another crucial property. We can consistently map any resolution of the output back to a codeword. We define extension $(\tilde{\gamma}^u)^{-1}: \mathbb{B}^n \rightarrow [n + 1]$ to the decoding function $(\gamma^u)^{-1}: \gamma^u([n + 1]) \rightarrow [n + 1]$ as follows.³ For $x \in \mathbb{B}^n$, let $i \in [n + 1]$ be maximal such that $x_j = 1$ for all $j \in [i + 1]$. Then $(\tilde{\gamma}^u)^{-1}(x) := i$ and then $\gamma^u((\tilde{\gamma}^u)^{-1}(x)) = 1^i 0^{n-i}$. Observe that this guarantees that $(\tilde{\gamma}^u)^{-1}(\text{res}(\bigstar_{\ell=i}^j \gamma^u(\ell))) = \{i, \dots, j\}$, i.e., after stabilization, (when each metastable bit has resolved to 0 or 1) we can recover a value from the range that was represented by the word $1^i M^{j-i} 0^{n-j}$ using $(\tilde{\gamma}^u)^{-1}$. This property is very similar to the ability of error correction codes to recover the correct codeword in face of bit flips; here, we recover a “correct” value in the sense that it is consistent with the available information. We refer to this as the code being *recoverable*. We will see that this is both highly useful and the best we can expect.

2. Not all resolutions of $1^*M^*0^*$ are Unary codewords. Only $k + 1$ out of the 2^k resolutions are codewords.

3. A function $f: X \rightarrow Y$ is applied to a set $X' \subseteq X$ by application of f to each element of X' ; $f(X') := \{f(x) \mid x \in X'\}$.

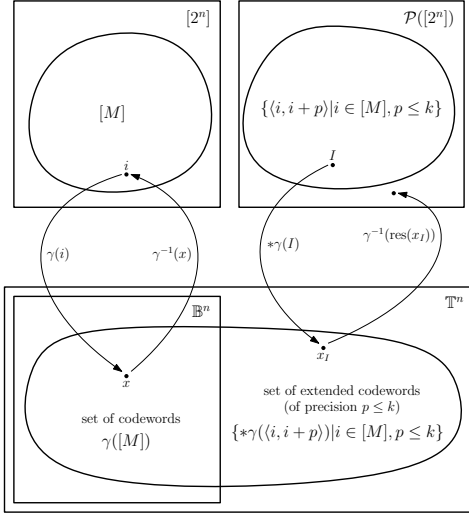


Fig. 1. Overview of encoding and decoding functions and their extension to the ternary world.

Naturally, the above positive example is of limited interest, as it is extremely inefficient due to the exponential overhead of unary encoding. So, what happens if we use a non-redundant encoding? It is not hard to see that standard binary encoding results in a disaster. For instance, denoting by $\gamma_n^b: [2^n] \rightarrow \mathbb{B}^n$ an n -bit binary code,⁴ we have that $\gamma_4^b(7) = 0111$ and $\gamma_4^b(0) * \gamma_4^b(1) = 000M$; for this pair of words, it is unclear whether their sum should be 7 or 8. In contrast, $\gamma_4^b(7+0) * \gamma_4^b(7+1) = 0111 * 1000 = MMMM$, i.e., the resulting word holds no information whatsoever. This is an extreme example, of which (even given all other bits) a single input bit affects all output bits. In Kleene logic, the code provides no non-trivial guarantees in the face of uncertainty at its input.

The above examples show that we should aim for codes that behave similarly to unary thermometer encoding in the face of unstable inputs, yet have a high rate. However, conflicting with this goal, uncertainty in the inputs requires redundancy of the code. For example, a code that has no redundant bits can not recover from more than one M (see Theorem 3.7). More generally speaking, a code needs to add a redundant bit for each uncertain bit in the input, i.e., we need k redundant bits for k -recoverability. We prove this claim in Theorem 4.2.

3 CODES IN TERNARY LOGIC

In this section, we formally define codes and related terms in ternary logic. The second part of this section formally specifies the concepts of k -preserving and k -recoverable codes. All definitions are accompanied by illustrations.

3.1 Definition of Codes

A code is a mapping between a finite set of numbers and binary words of a fixed length. Any code is defined by its encoding function. The encoding function defines the set of codewords and the decoding function.

Definition 3.1 (Encoding Function). *A code is given by an injective function $\gamma: [M] \rightarrow \mathbb{B}^n$ that maps integers from a set $[M]$ to n -bit words. We call γ the encoding function and its image $\gamma([M])$ the set of codewords. The inverse of γ on the set of codewords, denoted by $\gamma^{-1}: \mathbb{B}^n \rightarrow [M]$, is called the decoding function. Every*

encoding function defines a decoding function. The decoding function is only defined on the domain $\gamma([M])$.

A subset of the domain can be mapped to a ternary word by taking the bitwise superposition over all codewords. We call this the extended codeword of the subset. In this work, we always consider subsets of consecutive integers, which we call *intervals*. For integers $i \leq j$, we write $\langle i, j \rangle$ for the interval $\{i, \dots, j\}$. Its size is the usual cardinality $|\langle i, j \rangle| = j - i + 1$. For example, for $I = \langle i, i+p \rangle$ we have $|I| = p + 1$. An overview of sets and mappings defined by a code is part of Fig. 1.

Definition 3.2. *For a code $\gamma: [M] \rightarrow \mathbb{B}^n$ and an interval $I = \langle i, i+p \rangle \subseteq [M]$ we define*

<i>the extended codeword x_I</i>	<i>by $x_I := * \gamma(I)$,</i>
<i>the range r_{x_I} of x_I</i>	<i>by $r_{x_I} := I$, and</i>
<i>the imprecision of x_I</i>	<i>by $p = I - 1$.</i>

Depending on the encoding function, such an extended codeword might not preserve the information about the original set. It cannot be mapped back in every case. For example, the standard binary encoding is given by $\gamma_n^b: [2^n] \rightarrow \mathbb{B}^n$. Consider the interval $\langle 3, 4 \rangle = \{3, 4\}$, where codewords are given by $\gamma_n^b(3) = 0011$ and $\gamma_n^b(4) = 0100$. The extended codeword is the superposition of all codewords, it is $0MMM$. Resolution of the extended codeword yields more codewords, such that $\text{res}(0MMM) \neq \{\gamma_n^b(3), \gamma_n^b(4)\}$.

The superposition is not reversible in general because it is not an injective function. For codes, this means that there may be multiple intervals that map to the same extended codeword. Thus, mapping an interval to ternary words loses information about the original interval.

The binary encoding γ_n^b maps intervals $\langle 5, 6 \rangle$ and $\langle 4, 7 \rangle$ to the same ternary word. From the binary encoding, we obtain the following codewords: $\gamma_n^b(4) = 0100, \gamma_n^b(5) = 0101, \gamma_n^b(6) = 0110$, and $\gamma_n^b(7) = 0111$. Hence, extended codewords of intervals $\langle 5, 6 \rangle$ and $\langle 4, 7 \rangle$ are given by $\langle 5, 6 \rangle = * \{0101, 0110\} = 01MM$ and $\langle 4, 7 \rangle = * \{0100, 0101, 0110, 0111\} = 01MM$.

We remark that the range (as given in Theorem 3.2) is not well defined. For an extended codeword, there may be multiple ranges that map to the codeword, as shown in the above example. We use the range notation to denote the interval only when the interval is clear from context.

3.2 Preserving and Recoverable Codes

We now define two important properties of codes that prevent loss of information when mapping intervals to extended codewords. Parameter k describes the maximum size of an interval that can be mapped to an extended codeword without loss of information.

First, preservation ensures that the original interval is preserved, i.e., a resolution of an extended codeword will not add new codewords outside of the original interval. The resolution may, however, add words that are non-codewords. A positive and a negative illustration are given in Fig. 2.

Definition 3.3 (k -preserving Codes). *A code γ on domain $[M]$ is k -preserving iff for each interval $I = \langle i, i+p \rangle$, where $p \leq k$, the resolution $\text{res}(x_I)$ does not contain codewords which are not in $\gamma(I)$. Formally,*

$$\gamma([M]) \cap \text{res}(x_I) = \gamma(I).$$

Second, the recoverability property makes sure that every non-codeword in the resolution of an extended codeword can be mapped back to the original interval. The property is illustrated in Fig. 3 and defined as follows.

4. The binary code is defined in Section 5.

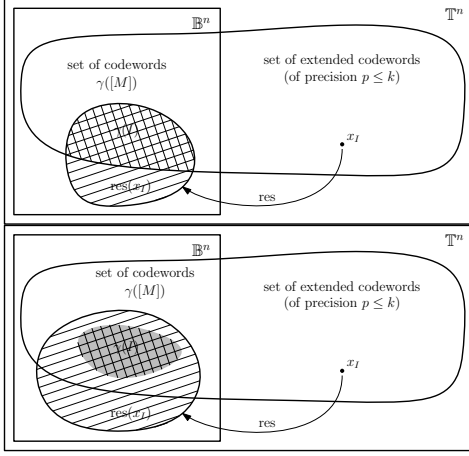


Fig. 2. Illustration of a code that is preserving (top) and a code that is not preserving (bottom). Hatched areas denote $\text{res}(x_I)$ and checkered areas denote $\gamma(I)$. For a code that is preserving, the resolution of extended codeword x_I must not add new codewords. It may add binary words that are not codewords.

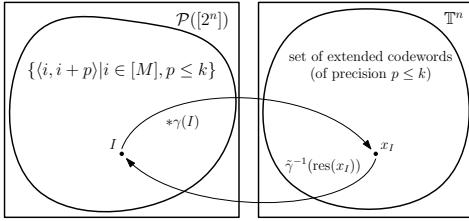


Fig. 3. Illustration of the recoverability property.

Definition 3.4 (k -recoverable Codes). Let x be an extended codeword of imprecision $p_x \leq k$. A code γ is k -recoverable iff there exists an extension of γ^{-1} from codewords to all binary words, such that each resolution of x is mapped to the range of x . Formally, denote the extension of $\gamma^{-1}: \gamma([M]) \rightarrow [M]$ by $\tilde{\gamma}^{-1}: \mathbb{B}^n \rightarrow [M]$. Then γ is k -recoverable, if for $I = \langle i, i + p \rangle$ and $p \leq k$,

$$\tilde{\gamma}^{-1}(\text{res}(x_I)) \subseteq I.$$

Preservation is a necessary condition for recoverability, that is, every recoverable code is also preserving. This is shown in the following proof.

Lemma 3.5. Every code that is k -recoverable is also k -preserving.

Proof: We prove the contrapositive, i.e., no code is k -recoverable if it is not k -preserving. Assume that a code γ is not k -preserving. By Theorem 3.3 there is an interval I such that there is some $x \in \gamma([M]) \cap \text{res}(x_I)$ that is not an element of $\gamma(I)$. By Definition 3.1 the decoding function satisfies $\gamma^{-1}(\gamma(I)) = I$. Hence, since $x \notin \gamma(I)$ it follows that $\gamma^{-1}(x) \notin I$. Thus, no extension to γ^{-1} can satisfy the requirement $\tilde{\gamma}^{-1}(\text{res}(x_I)) \subseteq I$. \square

3.3 Efficiency of Codes

The efficiency of a code is often measured by its *rate*. The inverse of the rate is a measure of how many redundant bits are added to the code. In this work, we use the *redundancy* as a measure for the efficiency of a code. The redundancy of a code is the ratio of the number of bits in use compared to the minimum number necessary to encode the same information [19]. Formally, the redundancy and rate are as follows.

Definition 3.6 (Redundancy and rate). Let $\gamma: [2^m] \rightarrow \mathbb{B}^\ell$ be a code. The redundancy of γ is given by $\ell/m \geq 1$, and the rate is defined as $m/\ell \leq 1$.

A code that has redundancy 1 is a bijection. Each binary word is a codeword that can be mapped to a natural number. From Theorem 3.3 we can infer that no code with redundancy 1 can be more than 1-preserving. Consider an arbitrary interval of three elements, the corresponding extended codeword must have at least 2 unstable bits. The resolution of the extended codeword thus has four elements, each of them is a codeword as there are no redundant non-codewords. As preservation is necessary for recoverability, no such code can be more than 1-recoverable.

Corollary 3.7. Any code with (optimal) redundancy 1 is at most 1-preserving and 1-recoverable.

A class of codes that is of special interest to us are Gray codes. A code is a Gray code if two consecutive codewords have Hamming distance 1. The Hamming distance between two words is the number of positions at which the bits are different.

Definition 3.8 (Gray codes). A code $\gamma: [M] \rightarrow \mathbb{B}^n$ is a Gray code if for $i \in [M]$ the codewords $\gamma(i)$ and $\gamma(i + 1 \bmod M)$ have Hamming distance 1.

Given a Gray code, every extended codeword of an interval, of size two, has exactly one M bit. The resolution of the extended codeword contains only the two numbers from the original interval. We can conclude that every Gray code is at least 1-preserving and 1-recoverable.

4 RECOVERABILITY REQUIRES REDUNDANCY

One of our key contributions is to prove that higher recoverability requires higher redundancy. We present a lower bound on the redundancy required for k -recoverability⁵ in this section.

We show that an n -bit code that is k -recoverable can encode at most $2^{n-k}(k+1)$ values. The redundancy of a k -recoverable code is bounded below by $n/(n-k+\log(k+1))$. We first show that an extended codeword of imprecision $p \leq k$ has at least p many M 's. Recall that M denotes the size of the value domain, i.e., we encode values in $[M] = \{0, \dots, M-1\}$.

Lemma 4.1. For $k, n \in \mathbb{N}$, let γ be an n -bit, k -preserving code. Let $p \leq k$ and $i \in [M-p]$, then $\{\gamma(i), \dots, \gamma(i+p)\}$ has at least p many M 's.⁶

Proof: We prove the claim by induction on p . The base case $p = 0$ is trivial as codewords $\gamma(i)$ and $\gamma(i+p)$ are identical. They have Hamming distance 0 and no M .

Next, we show the induction step from $p-1$ to p , where $0 < p \leq k$. Intuitively, when going from $\gamma(i+p-1)$ to $\gamma(i+p)$, a k -preserving code has to flip a bit that remains unchanged when going from $\gamma(i)$ to $\gamma(i+p-1)$.

Let x_I be an extended codeword, with $I = \langle i, i+p-1 \rangle$. Code γ is k -preserving, thus the codeword $\gamma(i+p)$ cannot be an element of $\text{res}(x_I)$. There is at least one stable bit that differs for x_I and $\gamma(i+p)$. Hence, the superposition $\{x_I, \gamma(i+p)\}$ has at least one M more than x_I . This concludes the induction step. \square

5. A lower bound on the redundancy is an upper bound on the rate of a code.

6. One would be tempted to read this as Hamming distance p . Consider the code 100, 010, 001. It is 3-preserving, all codewords have Hamming distance 2 from each other, but $\{100, 010, 001\} = \text{MMM}$.

With Theorem 4.1 at hand, we can show that any k -recoverable code can have at most $2^{n-k}(k+1)$ codewords.

Theorem 4.2. *For $k, n \in \mathbb{N}$, the domain of a code $\gamma: [M] \rightarrow \mathbb{B}^n$ has at most size $M \leq 2^{n-k}(k+1)$, if γ is k -recoverable.*

Proof: Consider a k -recoverable code γ on domain $[M]$ for some $M \in \mathbb{N}$. We show that for a fixed $M = 2^{n-k}(k+1)$ the codomain must contain at least 2^n distinct words. Consider a family of intervals I_ℓ of size $k+1$. For $\ell \in [2^{n-k}]$ define $I_\ell = \langle \ell(k+1), \ell(k+1) + k \rangle$. The family of intervals I_ℓ is a partition of $[M]$. Since γ is k -recoverable, there is an extension $\tilde{\gamma}^{-1}$ such that $\tilde{\gamma}^{-1}(\text{res}(x_{I_\ell})) \subseteq I_\ell$, for all ℓ . As $I_\ell \cap I_{\ell'} = \emptyset$, for $\ell, \ell' \in [2^{n-k}]$ and $\ell \neq \ell'$, we obtain that $\text{res}(x_{I_\ell}) \cap \text{res}(x_{I_{\ell'}}) = \emptyset$. Hence, there are 2^{n-k} many distinct intervals that have extended codewords with non-overlapping resolutions.

We show that for each I_ℓ the resolution $\text{res}(x_{I_\ell})$ has size at least 2^k . The resolution $\text{res}(x_{I_\ell})$ contains codewords $\gamma(i)$ and $\gamma(i+k)$. By Theorem 4.1, x_I has at least k -many M's. It follows that $|\text{res}(x_I)| \geq 2^k$. Hence, there are $[2^{n-k}]$ many distinct intervals I_ℓ , with resolutions $\text{res}(x_{I_\ell})$ of size at least 2^k . Accordingly, there have to be at least $2^{n-k} \cdot 2^k = 2^n$ possible words in the codomain. Thus, if $M = 2^{n-k}(k+1)$ the codomain has at least size 2^n .

Finally, fix codomain \mathbb{B}^n , i.e., a codomain of size 2^n . Assume for contradiction a domain $M > 2^{n-k}(k+1)$. We partition M into intervals of size $k+1$. There are more than 2^{n-k} intervals with one interval possibly smaller than $k+1$. By the conclusion above we use 2^n words in the codomain for the first 2^{n-k} intervals. The remaining intervals require further words, but all words in the codomain are allocated already. \square

Theorem 4.2 shows that, for k -recoverability, an n -bit code γ can encode at most $2^{n-k}(k+1)$ codewords. We conclude that any code with domain $[2^{n-k}(k+1)]$ and codomain \mathbb{B}^n is at most k -recoverable.

Corollary 4.3. *For $k, n \in \mathbb{N}$, no code $\gamma: [M] \rightarrow \mathbb{B}^n$ with $|M| > 2^{n-k}(k+1)$ is k -recoverable.*

A direct result of Theorem 4.3 is that no code with $M = 2^n$ can be more than 1-recoverable. In the following section, we present two optimal rate codes, one that is *not* 1-recoverable (standard binary code) and one that is 1-recoverable (binary reflected Gray code).

5 COMMON CODE SCHEMES

We dedicate this section to introducing the following (well-known) codes: standard binary code, unary thermometer code, and binary reflected Gray code (BRGC). They differ in their redundancy, preservation, and recoverability properties. Each property is discussed for the respective code. The standard binary code serves as an example of a well-known code that is unsuitable for k -recoverable codes. It will be used in the addition; see Section 7. The unary thermometer code and the BRGC are used in Section 6 to construct the hybrid code.

In terms of notation, we use superscripts to distinguish specific code families while keeping γ as a generic code symbol: γ_n^b , γ_n^g , and γ_n^u denote the binary, binary reflected Gray code, and unary code families, respectively, and $\gamma_{n,k}^h$ denotes our hybrid code.

5.1 Standard Binary Code

We denote the encoding function of the standard binary code by γ_n^b . The standard binary code is also known as the base-2 numeral system.

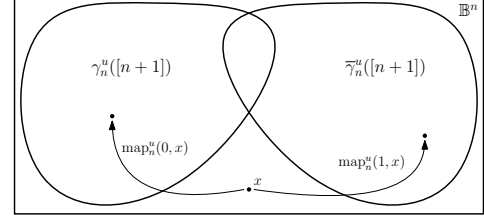


Fig. 4. Illustration of the mapping \tilde{u} from words to unary encoding.

Definition 5.1. *For $n \in \mathbb{N}_{>0}$ and $i \in [2^n]$ we define the binary encoding function $\gamma_n^b: [2^n] \rightarrow \mathbb{B}^n$ by*

$$\gamma_n^b(i) := \gamma_{n-1}^b(\lfloor i/2 \rfloor) \circ x_n,$$

where $x_n := (i \bmod 2)$ and “ \circ ” denotes concatenation of bit strings.

The standard binary code has (optimal) redundancy 1, each number in $[2^n]$ can be mapped to a binary word in \mathbb{B}^n and vice versa. From examples in Section 1 and Section 3, we observe that the code is neither 1-preserving nor 1-recoverable.

5.2 Unary Thermometer Codes

Next, we define the unary thermometer codes. The code comes in two different flavors that we name γ_n^u and $\bar{\gamma}_n^u$. The code γ_n^u indicates the encoded value by a number of consecutive 1's. Vice versa $\bar{\gamma}_n^u$ indicates the value by a number of consecutive 0's. The code $\bar{\gamma}_n^u$ is obtained from γ_n^u by flipping all bits. Both codes γ_n^u and $\bar{\gamma}_n^u$ have redundancy $n/\log(n+1)$.

Definition 5.2 (Unary Thermometer Codes). *For $n \in \mathbb{N}$ and $i \in [n+1]$ we define the encoding functions*

$$\begin{aligned} \gamma_n^u(i) &:= 1^i 0^{n-i}, \text{ and} \\ \bar{\gamma}_n^u(i) &:= \overline{\gamma_n^u(i)} = 0^i 1^{n-i}. \end{aligned}$$

Two example words of these codes are given by $\gamma_4^u(3) = 1110$, $\bar{\gamma}_4^u(3) = 0001$.

We observe that every extended codeword of imprecision p has exactly p many M bits. The observation shows that in this case, each extended codeword has i -many stable bits in the front part and $(n-i-p)$ -many stable bits in the rear part.

Observation 5.3. *Let $n, p \in \mathbb{N}$ and $i \in [n+1]$. For any $I = \langle i, i+p \rangle$, where $i+p \leq n$, it holds that*

$$\begin{aligned} * \gamma_n^u(I) &= \gamma_n^u(i) * \gamma_n^u(i+p) = 1^i \mathbf{M}^p 0^{n-i-p}, \text{ and} \\ * \bar{\gamma}_n^u(I) &= \bar{\gamma}_n^u(i) * \bar{\gamma}_n^u(i+p) = 0^i \mathbf{M}^p 1^{n-i-p}. \end{aligned}$$

In particular, each resolution has the same front and rear part as the extended codeword. It follows that the resolution of an interval does not add new codewords. Hence, both flavors of the unary thermometer codes are n -preserving.

Corollary 5.4. *Codes γ_n^u and $\bar{\gamma}_n^u$ are n -preserving.*

Next, we show that both flavors of the unary thermometer code are n -recoverable. To this end, we first define a mapping function $\text{map}_n^u: \mathbb{B} \times \mathbb{B}^n \rightarrow \mathbb{B}^n$. Given an indicator bit π , the mapping maps a binary word x to a unary thermometer codeword. If $\pi = 0$, we map to γ_k^u , i.e., a codeword of the form $1^\ell 0^{k-\ell}$. It is left to decide whether to choose ℓ according to the first 0 or the last 1 in x . Analogously, if $\pi = 1$ we map to $\bar{\gamma}_k^u$ and need to decide whether to choose ℓ according to the first 1 or the last 0 in x .

For a binary word $x \in \mathbb{B}^n$, we define indices $\ell_b^{\max}, \ell_b^{\min} \in [n+2] = \{0, \dots, n+1\}$ as follows. Index ℓ_b^{\max} is the maximal

index such that $x_{\ell_b^{\max}} = b$ and $\ell_b^{\max} = 0$ if there is no such index. Index ℓ_b^{\min} is the minimal index such that $x_{\ell_b^{\min}} = b$ and $\ell_b^{\min} = n + 1$ if there is no such index. For example, given the word 00110011, we obtain $\ell_0^{\min} = 1$, $\ell_1^{\min} = 3$, $\ell_0^{\max} = 6$ and $\ell_1^{\max} = 8$.

Definition 5.5 (Unary Thermometer Mapping). *Let $\pi \in \mathbb{B}$ and $x \in \mathbb{B}^n$, indices $\ell_b^{\max}, \ell_b^{\min}$ are indices of x . The mapping $\text{map}_n^u: \mathbb{B} \times \mathbb{B}^n \rightarrow \mathbb{B}^n$ is defined by*

$$\text{map}_n^u(\pi, x) := \begin{cases} 1^{\ell_0^{\min}-1} \circ 0^{k-\ell_0^{\min}+1} & , \text{ if } \pi = 0 \text{ and } x_{\lceil n/2 \rceil} = 0 \\ 1^{\ell_1^{\max}} \circ 0^{k-\ell_1^{\max}} & , \text{ if } \pi = 0 \text{ and } x_{\lceil n/2 \rceil} = 1 \\ 0^{\ell_0^{\max}} \circ 1^{k-\ell_0^{\max}} & , \text{ if } \pi = 1 \text{ and } x_{\lceil n/2 \rceil} = 0 \\ 0^{\ell_1^{\min}-1} \circ 1^{k-\ell_1^{\min}+1} & , \text{ if } \pi = 1 \text{ and } x_{\lceil n/2 \rceil} = 1. \end{cases}$$

Remark. Choosing index ℓ depending on $x_{\lceil k/2 \rceil}$ is not necessary here. We obtain recoverability of unary thermometer codes when choosing ℓ arbitrary in $\langle \ell_0^{\min} - 1, \ell_1^{\max} \rangle$ for $\text{map}_n^u(0, x)$, resp. $\langle \ell_0^{\max}, \ell_1^{\min} - 1 \rangle$ for $\text{map}_n^u(1, x)$. The mapping map_n^u , however, will be used in the next chapter to map binary words to words in the hybrid encoding.

Before we show that the unary thermometer codes are recoverable, we show that mapping the resolution of an extended codeword is correct. In particular we show that, for interval I and $x \in \text{res}(x_I)$, $\text{map}_n^u(0, x)$ (resp. $\text{map}_n^u(1, x)$) maps x to a codeword in $\gamma_n^u(I)$ (resp. $\bar{\gamma}_n^u(I)$).

Lemma 5.6. *Let $n, p \in \mathbb{N}$, $i \in [n + 1]$ and $I = \langle i, i + p \rangle$, with $i + p \leq n$. For $x_0 \in \text{res}(*\gamma_n^u(I))$ and $x_1 \in \text{res}(*\bar{\gamma}_n^u(I))$ it holds that*

$$\begin{aligned} \text{map}_n^u(0, x_0) &\in \gamma_n^u(I), \text{ and} \\ \text{map}_n^u(1, x_1) &\in \bar{\gamma}_n^u(I) \end{aligned}$$

Before we prove the statement, we first observe that the bit-wise negation of the mapping is equal to the mapping of the negated arguments.

Observation 5.7. *Let $\pi \in \mathbb{B}$ and $x_u \in \mathbb{B}^k$, then*

$$\overline{\tilde{u}(\pi, x_u)} = \tilde{u}(\bar{\pi}, \bar{x}_u).$$

Proof: The observation can be verified by a case distinction on four cases of the definition. Every case follows then from the key insight that ℓ_b^{\max} (resp. ℓ_b^{\min}) of x_u equals ℓ_b^{\max} (resp. ℓ_b^{\min}) of \bar{x}_u . \square

We can now state the proof of Theorem 5.6.

Proof: We only show the case $\text{map}_n^u(0, x_0) \in \gamma_n^u(I)$ as the other case follows by Theorem 5.7. Assume $x_0 \in \text{res}(*\gamma_n^u(I))$, by Theorem 5.3 we know that $\ell_0^{\min} - 1, \ell_1^{\max} \in \langle i, i + p \rangle$. Hence, $\text{map}_n^u(0, x_0) = 1^{\ell} 0^{n-\ell}$ for some $\ell \in \langle i, i + p \rangle = I$. The claim follows the definition of the unary thermometer code. \square

If we define the extension to the decoding function by the mapping map_n^u we obtain recoverability of the unary thermometer codes immediately from Theorem 5.6.

Lemma 5.8. *Codes γ_n^u and $\bar{\gamma}_n^u$ are n -recoverable.*

Proof: We prove n -recoverability of γ_n^u . We omit the proof for $\bar{\gamma}_n^u$, as it follows the same arguments.

Define the extension of the decoding function $(\tilde{\gamma}_n^u)^{-1}: \mathbb{B}^n \rightarrow [n + 1]$ for $x \in \mathbb{B}^n$ by

$$(\tilde{\gamma}_n^u)^{-1}(x) := (\gamma_n^u)^{-1}(\text{map}_n^u(0, x)),$$

The claim follows from the first case of Theorem 5.6. \square

Remark. Every bit is flipped when switching from $\gamma_n^u(n)$ to $\gamma_n^u(0)$, respectively from $\bar{\gamma}_n^u(n)$ to $\bar{\gamma}_n^u(0)$. This becomes an issue

TABLE 4
Binary Reflected Gray Code γ_4^g .

i	$\gamma_4^g(i)$	i	$\gamma_4^g(i)$	i	$\gamma_4^g(i)$	i	$\gamma_4^g(i)$
0	0000	4	0110	8	1100	12	1010
1	0001	5	0111	9	1101	13	1011
2	0011	6	0101	10	1111	14	1001
3	0010	7	0100	11	1110	15	1000

when using the unary thermometer code in the construction of our hybrid encoding. We can overcome this issue when appending the codewords of $\bar{\gamma}_n^u$ to the codewords of γ_n^u . This combined encoding is also a *snake-in-the-box* code.

5.3 Binary Reflected Gray Code (BRGC)

As the name suggests, the code is built from the standard binary code with a reflection process. Intuitively, for an n bit code, we count through all codewords of length $n - 1$ with the first bit fixed to 0. On the next up-count, the first bit is flipped to 1 while fixing the remaining $n - 1$ bits. We use the term *up-count* to refer to a single increment step in the counting sequence, that is, moving from the codeword for i to the codeword for $i + 1$. Afterwards, we reflect the counting order. With the first bit fixed to 1, we count backward through all codewords of length $n - 1$. For example, this is evident in the first two columns of Table 4. The code counts through bits three and four before flipping bit two and reflecting the order. Formally, we define γ_n^g , the BRGC of length n , by recursion.

Definition 5.9 (BRGC). *For $n \in \mathbb{N}$ we recursively define the encoding function $\gamma_n^g: [2^n] \rightarrow \mathbb{B}^n$ as follows. A 1-bit BRGC is given by $\gamma_1^g(0) := 0$ and $\gamma_1^g(1) := 1$. For $n > 1$ and $i \in [2^n]$, the encoding function γ_n^g is defined by*

$$\gamma_n^g(i) := \begin{cases} 0 \circ \gamma_{n-1}^g(i) & , \text{ if } i \in [2^{n-1}] \\ 1 \circ \gamma_{n-1}^g(2^n - i - 1) & , \text{ if } i \in [2^n] \setminus [2^{n-1}]. \end{cases}$$

For example, the code γ_4^g is listed in Table 4. The BRGC has (optimal) redundancy 1; each number in $[2^n]$ can be mapped to a binary word in \mathbb{B}^n and vice versa. We observe that the code γ_n^g indeed is a Gray code according to Theorem 3.8. Hence, γ_n^g is 1-preserving.

Observation 5.10. *For $n \in \mathbb{N}$, given two numbers $i \in [2^n]$ and $j = i + 1 \bmod 2^n$, the codewords $\gamma_n^g(i)$ and $\gamma_n^g(j)$ have Hamming distance 1.*

Proof: We show the claim by an inductive argument over n , the length of the code. The base case $n = 1$ is simple, all possible codewords (i.e. 0 and 1) have Hamming distance 1. For the induction step ($n > 1$) we make a case distinction on i , where in the case $i \in [2^n] \setminus \{2^{n-1} - 1, 2^n - 1\}$ the claim follows from the recursive definition of γ_n^g . In case $i = 2^{n-1} - 1$, we obtain that

$$\begin{aligned} \gamma_n^g(i) &= 0\gamma_{n-1}^g(2^{n-1} - 1) \text{ and} \\ \gamma_n^g(j) &= 1\gamma_{n-1}^g(2^{n-1} - 1). \end{aligned}$$

Hence, the codewords differ in the first bit, and the claim holds. In case $i = 2^n - 1$, we obtain that

$$\begin{aligned} \gamma_n^g(i) &= 1\gamma_{n-1}^g(0) \text{ and} \\ \gamma_n^g(j) &= 0\gamma_{n-1}^g(0). \end{aligned}$$

Hence, the codewords differ in the first bit, and the claim holds. \square

As BRGC is a Gray code it follows that BRGC is 1-preserving.

Observation 5.11. *The Binary Reflected Gray Code γ_n^g is exactly 1-preserving.*

Proof: Consider any interval $I = \langle i, i+1 \rangle$ with $i \in [M]$. By Theorem 5.10 we know that $\gamma_n^g(i)$ and $\gamma_n^g(i+1)$ differ in exactly one bit. Hence, x_I has exactly one 1 bit and thus $\text{res}(x_I) = \{\gamma_n^g(i), \gamma_n^g(i+1)\}$.

For γ_n^g we have that $|M| = 2^n > 2^{n-2}(2+1)$. Hence, by Theorem 4.3 we follow that γ_n^g cannot be 2-preserving. \square

6 A k -PRESERVING $\lceil k/2 \rceil$ -RECOVERABLE CODE

In this section, we define a code that is k -preserving and $\lceil k/2 \rceil$ -recoverable. We are using a hybrid encoding scheme that uses the BRGC code and both flavors of the unary thermometer code.

Before defining the hybrid codes we need to state the notion of parity. We use parity in the definition of the hybrid code to choose between the two unary encodings. The parity of a word denotes whether the word has an even or an odd number of 1's.

Definition 6.1 (Parity). *The parity of an n -bit word is denoted by $\text{par}: \mathbb{B}^n \rightarrow \mathbb{B}$. It is defined by the sum over all bits modulo 2,*

$$\text{par}(x) := \sum_{i=1}^n x_i \bmod 2.$$

6.1 The Hybrid Code

The $(n+k)$ -bit hybrid code is denoted by $\gamma_{n,k}^h: [2^n(k+1)] \rightarrow \mathbb{B}^{n+k}$. It consists of an n -bit BRGC part and a k -bit unary thermometer part. If the BRGC part has even parity, we count through the γ_k^u code for $k+1$ up-counts. We then increase the BRGC part by one up-count. Thus, the parity of the BRGC part flips. After the increment we count through the $\bar{\gamma}_k^u$ part for $k+1$ up-counts. Then we do another up-count of the BRGC part and the procedure repeats. Each time we increase the BRGC part we switch between the two flavours of the unary encodings. Hence, which flavor of unary code is determined by the parity of the BRGC part. For example, a part of the hybrid code $\gamma_{4,4}^h$ is given in Table 5. Formally, the code is defined as follows.

Definition 6.2 (Code $\gamma_{n,k}^h$). *Let $n, k \in \mathbb{N}$ and $n \geq k$, for $i \in [2^n(k+1)]$ define $x_g \in \mathbb{B}^n$ and $x_u \in \mathbb{B}^k$ by*

$$\begin{aligned} x_g &:= \gamma_n^g(\lfloor i/(k+1) \rfloor), \\ x_u &:= \begin{cases} \gamma_k^u(i \bmod (k+1)) & , \text{ if } \text{par}(x_g) = 0 \\ \bar{\gamma}_k^u(i \bmod (k+1)) & , \text{ if } \text{par}(x_g) = 1. \end{cases} \end{aligned}$$

The hybrid code is defined by the concatenation of x_g and x_u

$$\gamma_{n,k}^h(i) := x_g \circ x_u,$$

we denote the BRGC and the unary parts by subscripts g and u ,

$$\begin{aligned} \gamma_{n,k}^h(i)_g &:= \gamma_{n,k}^h(i)_{1,n} = x_g, \\ \gamma_{n,k}^h(i)_u &:= \gamma_{n,k}^h(i)_{n+1,n+k} = x_u. \end{aligned}$$

Every encoding function also defines a decoding function, as codes are injective. The decoding function $(\gamma_{n,k}^h)^{-1}: \mathbb{B}^{n+k} \rightarrow [2^n(k+1)]$ can be computed by

$$\begin{aligned} (\gamma_{n,k}^h)^{-1}(x) = \\ (\gamma_n^g)^{-1}(x_g) \cdot (k+1) + \begin{cases} (\gamma_k^u)^{-1}(x_u) & , \text{ if } \text{par}(x_g) = 0 \\ (\bar{\gamma}_k^u)^{-1}(x_u) & , \text{ if } \text{par}(x_g) = 1. \end{cases} \end{aligned} \quad (1)$$

Here and throughout, “+” and “.” denote standard integer addition and multiplication, whereas “o” denotes concatenation of bit strings.

We observe two properties of extended codewords in the hybrid encoding. First, consider an interval that does not involve an up-count in the BRGC part, i.e., either i is a multiple of $(k+1)$ or no element in I is a multiple of $(k+1)$. Then, the BRGC part of the extended codeword has no 1 and the unary part⁷ has a stable prefix and suffix.

Observation 6.3. *For $i \in [2^n(k+1)]$ and $p \leq k$, let $I = \langle i, i+p \rangle$. If there are $\alpha, \ell \in \mathbb{N}$ such that $i = \ell(k+1) + \alpha$ and $\alpha + p \leq k$ then*

$$\begin{aligned} (x_I)_g &= \gamma_{n,k}^h(i)_g = \gamma_n^g(\ell), \text{ and} \\ (x_I)_u &= * \gamma_k^u(\langle \alpha, \alpha+p \rangle) = b^\alpha \mathbf{M}^p(\bar{b})^{k-\alpha-p}, \end{aligned}$$

where $b = \overline{\text{par}((x_I)_g)}$.

Proof: Assume there are $\alpha, \ell \in \mathbb{N}$ such that $i = \ell(k+1) + \alpha$ and $\alpha + p \leq k$. Thus,

$$\lfloor i'/(k+1) \rfloor = \ell \text{ for each } i' \in \langle i, i+p \rangle.$$

This already proves the first claim, i.e., each element in the interval has the same BRGC part. Moreover, we get that $\text{par}(\gamma_{n,k}^h(i')_g) = \text{par}(\gamma_{n,k}^h(i)_g)$, i.e., the unary part uses the same flavor of unary encoding. The second part then follows from Theorem 5.3. \square

For example, consider $n = 4$, $k = p = 4$, and $i = 25 = 5(4+1)$ such that $I = \{25, \dots, 29\}$ and $\alpha = 0$. We mark this as a gray region in Table 5. The superposition yields the extended codeword $x_I = 0111\text{MMMM}$.

Second, for each interval that does one up-count in the BRGC part, the extended unary part has at least one stable bit.

Observation 6.4. *Let $I = \langle i, i+p \rangle$ and $p \leq k$ such that there is an element $j \in \langle i+1, i+p \rangle$ that is a multiple of $(k+1)$. Then,*

$$\begin{aligned} (x_I)_g &= \gamma_{n,k}^h(i)_g * \gamma_{n,k}^h(j)_g, \text{ and} \\ (x_I)_u &= \mathbf{M}^\beta b^{k-\alpha-\beta} \mathbf{M}^\alpha, \end{aligned}$$

*where $b = \overline{\text{par}((\gamma_{n,k}^h(i))_g)}$, $\alpha = |\langle i, j-1 \rangle| - 1$, and $\beta = |\langle j, i+p \rangle| - 1$. Especially, if $p \leq \lceil k/2 \rceil$ we obtain that $\alpha \leq \lceil k/2 \rceil$ and $\beta \leq \lceil k/2 \rceil$, such that $(x_u)_{\lceil k/2 \rceil} = b$. Furthermore, by Theorem 3.8, $(x_I)_g$ has exactly one 1 bit.*⁸

Proof: At most one element j can be a multiple of $(k+1)$. From the definition of the hybrid code, it follows that all elements smaller than j share the same BRGC part, and all elements larger or equal to j share the same BRGC part. Hence, the first equation of the claim follows.

Next, we show that the unary parts of the codewords of $j-1$ and j are equal. By Theorem 5.10 we know that $\text{par}(\gamma_{n,k}^h(j-1)_g) = \overline{\text{par}(\gamma_{n,k}^h(j)_g)}$, i.e., the parity flips when going from $j-1$ to j . Hence, we switch between both flavors of the unary encoding. We observe that the unary parts encode numbers $j-1 \bmod (k+1) = k$ and $j \bmod (k+1) = 0$. Due to the definition of the unary codes, i.e., $\gamma_k^u(k) = \bar{\gamma}_k^u(0)$ and $\bar{\gamma}_k^u(k) = \gamma_k^u(0)$, it follows that $\gamma_{n,k}^h(j-1)_u = \gamma_{n,k}^h(j)_u$.

Finally, by Theorem 5.3, we know that $(x_{\langle i, j-1 \rangle})_u = b^{k-\alpha} \mathbf{M}^\alpha$ and $(x_{\langle j, i+p \rangle})_u = \mathbf{M}^\beta b^{k-\alpha-\beta}$. Hence, the superposition of both results in $\mathbf{M}^\beta b^{k-\alpha-\beta} \mathbf{M}^\alpha$. Thus, the second equation follows. \square

For example, consider $n = 4$, $k = p = 4$, and $i = 18$ such that $I = \{18, \dots, 22\}$, $j = 20$, $\alpha = 1$, and $\beta = 2$. We mark this as

⁷ For convenience we refer to the unary thermometer part as the unary part for the remainder of this work.

⁸ For a bit $x \in \mathbb{B}$, we denote its inversion, i.e., $1-x$, by \bar{x} .

TABLE 5
(Part of the) Hybrid Code $\gamma_{4,4}^h$.

i	$\gamma_{4,4}^h(i)$	i	$\gamma_{4,4}^h(i)$	i	$\gamma_{4,4}^h(i)$	i	$\gamma_{4,4}^h(i)$	i	$\gamma_{4,4}^h(i)$	i	$\gamma_{4,4}^h(i)$
	\vdots	15	0010 1111	20	0110 0000	25	0111 1111	30	0101 0000	35	0100 1111
12	0011 1100	16	0010 0111	21	0110 1000	26	0111 0111	31	0101 1000	36	0100 0111
13	0011 1110	17	0010 0011	22	0110 1100	27	0111 0011	32	0101 1100	37	0100 0011
14	0011 1111	18	0010 0001	23	0110 1110	28	0111 0001	33	0101 1110		\vdots
		19	0010 0000	24	0110 1111	29	0111 0000	34	0101 1111		

a gray region in Table 5. The superposition yields the extended codeword $x = 0M10MM0M$.

6.2 Properties of the Hybrid Code

In this section, we show that the hybrid code $\gamma_{n,k}^h$ is k -preserving and $\lceil k/2 \rceil$ -recoverable. Hence, the hybrid code preserves precision for intervals of size up to k . However, the code can only recover a codeword from an extended codeword of range up to $\lceil k/2 \rceil$.

Lemma 6.5. *For $n, k \in \mathbb{N}$, the code $\gamma_{n,k}^h$ is k -preserving.*

Proof: Let $I = \langle i, i+p \rangle$, for $i \in [2^n(k+1)]$ and $p \leq k$ with $i+p \leq 2^n(k+1)$. We consider two cases that correspond to the conditions of Theorem 6.3 and Theorem 6.4.

First, assume that either i is a multiple of $k+1$ or no element in I is a multiple of $k+1$. By Theorem 6.3 the BRGC part has no M . All M 's appear in the unary part. The claim follows from the fact that both γ_k^u and $\bar{\gamma}_k^u$ are k -preserving; see Theorem 5.4.

Second, assume there is an $j \in I$ such that $j = \ell(k+1)$ for some $\ell \in \mathbb{N}$. By Theorem 6.4 the BRGC part is equal to the superposition of encodings of i and j ;

$$(x_I)_g = \gamma_{n,k}^h(i)_g * \gamma_{n,k}^h(j)_g.$$

From i to j the BRGC part does one up-count. Due to the Gray code property, the resolution of $(x_I)_g$ contains only the respective parts of i and j ;

$$\text{res}(*(\gamma_{n,k}^h(I)_g)) = \{\gamma_{n,k}^h(i)_g, \gamma_{n,k}^h(j)_g\}.$$

Theorem 6.4 also states that the unary part has the form

$$(x_I)_u = M^\beta b^{k-\alpha-\beta} M^\alpha,$$

where $\alpha = |\langle i, j-1 \rangle| - 1$ and $\beta = |\langle j, i+p \rangle| - 1$. The resolution of $(x_I)_u$ contains all words that replace each M by either 0 or 1. Not every resolution is a codeword. If the BRGC part resolves to $\gamma_{n,k}^h(i)_g$, then the codewords in the resolution of $(x_I)_u$ are codewords of $\langle k-\alpha, k \rangle$. Otherwise, if the BRGC part resolves to $\gamma_{n,k}^h(j)_g$, then the codewords in the resolution of $(x_I)_u$ are codewords of $\langle 0, \beta \rangle$. We can conclude that no codeword outside $\gamma_{n,k}^h(I)$ is added by the resolution of x_I . \square

We show that the hybrid code is $\lceil k/2 \rceil$ -recoverable. We prove recoverability by showing that there is an extension to the decoding function that maps all resolutions of an extended codeword back to the original range. We define the extension by mapping the unary part according to the parity of the BRGC part. The mapping of unary codes is done by the function map_k^u defined in Theorem 5.5.

Lemma 6.6. *$\gamma_{n,k}^h$ is $\lceil k/2 \rceil$ -recoverable.*

Proof: Let $I = \langle i, i+p \rangle$, for $i \in [2^n(k+1)]$ and $p \leq k$ with $i+p \leq 2^n(k+1)$. We show that there is an extension to the decoding function that maps every resolution of x_I back to interval I .

The extension $(\tilde{\gamma}^h)^{-1}: \mathbb{B}^{n+k} \rightarrow [M]$ is defined by

$$(\tilde{\gamma}^h)^{-1}(x) := (\gamma_{n,k}^h)^{-1}(x_g \circ \text{map}_k^u(\text{par}(x_g), x_u)).$$

We consider two cases that correspond to the conditions of Theorem 6.3 and Theorem 6.4.

First, assume there are $\alpha, \ell \in \mathbb{N}$ such that $i = \ell(k+1) + \alpha$ and $\alpha + p \leq k$. By Theorem 6.3 $(x_I)_g = \gamma_n^g(\ell)$ has no M . By the decoding function (c.f. (1)) the claim follows if the unary part is mapped to a number in $\langle \alpha, \alpha+p \rangle$. The mapping of the unary part depends on the parity of the BRGC part, let π denote the parity of $(x_I)_g$. If we can show that the unary part is mapped to a codeword in $\gamma_k^u(\langle \alpha, \alpha+p \rangle)$, then the claim follows for the first case. Again, by Theorem 6.3, $(x_I)_u = * \gamma_k^u(\langle \alpha, \alpha+p \rangle)$. Thus, the claim follows from Theorem 5.3.

Second, we assume that there is an $j \in \langle i+1, i+p \rangle$ such that $j = \ell(k+1)$. By Theorem 6.4 the resolution of $(x_I)_g$ contains $\gamma_{n,k}^h(i)_g$ and $\gamma_{n,k}^h(i+1)_g$. W.l.o.g. assume that $\gamma_{n,k}^h(i)_g$ has even parity and, by Theorem 3.8, $\gamma_{n,k}^h(i+1)_g$ has odd parity. The proof for odd parity of $\gamma_{n,k}^h(i)_g$ follows the same line of arguments. From Theorem 6.4 and $p \leq \lceil k/2 \rceil$ we obtain that $(y_u)_{\lceil k/2 \rceil} = 1$. By Theorem 5.5 we deduce (i) $\text{map}_k^u(0, y_u) = 1^{\ell_1^{\max}} 0^{k-\ell_1^{\max}}$, with $\ell_1^{\max} \in \{k-(j-i), \dots, k\}$ and (ii) $\text{map}_k^u(1, y_u) = 0^{\ell_0^{\min}} 1^{k-\ell_0^{\min}}$, with $\ell_0^{\min} \in \{0, \dots, p-(j-i)\}$.

It follows that for all resolutions of x_I , where $(x_I)_g$ is equal to $\gamma_{n,k}^h(i)_g$, the unary part is mapped to $\gamma_k^u(\ell)$, for $\ell \in \langle i \bmod (k+1), j-1 \bmod (k+1) \rangle$. Similarly, for all resolutions of x_I , where $(x_I)_g$ is equal to $\gamma_{n,k}^h(j)_g$, the unary part is mapped to $\bar{\gamma}_k^u(\ell)$, for $\ell \in \langle j \bmod (k+1), i+p \bmod (k+1) \rangle$. Thus, every resolution of x_I results in a number in I by using the extended decoding function. \square

7 k -RECOVERABLE ADDITION

This section presents our circuit implementing addition under imprecision that is bounded by k . Towards this goal, first, we formally define k -bit metastability-containment and k -recoverable addition, i.e., a faithful representation of interval addition due to uncertain inputs.

7.1 Metastability-Containing Circuits

A convenient formalization of this concept is as follows. For a circuit C with n inputs and m outputs, denote by $C(x) \in \mathbb{T}^m$ the output it computes on input $x \in \mathbb{T}^n$. We say that C implements the Boolean function $f: \mathbb{B}^n \rightarrow \mathbb{B}^m$, iff $C(x) = f(x)$ for all $x \in \mathbb{B}^n$. The desired behavior of the circuit is given by the metastable closure of f .

Definition 7.1 (Metastable Closure [1]). *For function $f: \mathbb{B}^n \rightarrow \mathbb{B}^m$, denote by $f_M: \mathbb{T}^n \rightarrow \mathbb{T}^m$ its metastable closure, which is defined by $f_M(x) := *_{y \in \text{res}(x)} f(y)$.*

The metastable closure is the “most precise” extension of f computable by combinational logic. It is easy to show that $(f_M(x))_i = M$ entails that $C_i(x) = M$ for any circuit C implementing f : restricted to Boolean inputs C and f_M are identical;

changing input bits to M can change the output bits to M only, and if $f_M(x)$ is M at position i then $C(x)$ is M at position i .

Definition 7.2 (k -Bit Metastability-Containment). *Let circuit C implement a Boolean function $f: \mathbb{B}^n \rightarrow \mathbb{B}^m$. We say C is metastability-containing (mc) if it computes the metastable closure of f , i.e., for every $x \in \mathbb{T}^n$ it holds $C(x) = f_M(x)$. If C is mc for every x that has at most $k \in \mathbb{N}$ many M s, then C is k -bit mc.*

Note that if C is not mc, is equivalent to: $C(x)$ outputs more M 's than necessary for some x . The smallest non-trivial example of a circuit not implementing the metastable closure is given by a naive implementation of a multiplexer circuit. A multiplexer has the Boolean specification $\text{MUX}(a, b, s) = a$ if $s = 0$ and $\text{MUX}(a, b, s) = b$ if $s = 1$. It can be implemented by the circuit corresponding to the Boolean formula $\text{or}(\text{and}(a, \text{not}(s)), \text{and}(b, s))$, resulting in a unwanted M at input $(1, 1, M)$, cf. [5].

Remark. Note that we both use subscripts u and M , where x_u denotes a certain part of the word x and f_M denotes the metastable closure of a function f .

7.2 k -Recoverable Addition

The k -recoverable addition computes the encoding of the sum of two codewords, where inputs and outputs use the same encoding and the imprecision in both inputs does not exceed k . We denote the addition regarding code γ by $+\gamma$. A circuit implementing k -recoverable addition has to implement the metastable closure $(+\gamma)_M$. We allow an arbitrary output $s \in \mathbb{T}^n$ if there is an overflow.

Definition 7.3. *Given a k -recoverable encoding $\gamma: [M] \rightarrow \mathbb{B}^n$. Let $x, y \in \mathbb{T}^n$ be extended codewords of $I_x = \langle i, j \rangle$ and $I_y = \langle i', j' \rangle$. Assume x and y have imprecision p_x and p_y , such that $p_x + p_y \leq k$. Denote the addition of two codes by operator $+\gamma: \mathbb{B}^n \times \mathbb{B}^n \rightarrow \mathbb{B}^{n+1}$. We define the k -recoverable γ -addition of $x(+\gamma)_M y = s$ and overflow flag ovf as follows; If there is no overflow, i.e. $j + j' < M$, then*

- 1) s is an extended codeword in $\gamma([M])$,
- 2) s has range $\langle i + i', j + j' \rangle$,
- 3) s has imprecision $p_s = p_x + p_y$, and
- 4) $\text{ovf} = 0$.

If there is an overflow, i.e. $j + j' \geq M$, then $\text{ovf} = 1$.

To achieve the k -recoverable addition of two hybrid codes in a circuit, we first discuss how to efficiently add hybrid codes in the Boolean world. We add two hybrid codewords by translating the BRGC and the unary part to binary codewords, which can be added by any off-the-shelf binary adder. After addition, we translate the binary representation of the sum back to a hybrid codeword. Finally, we use the construction from [5] to obtain an mc circuit. Note that using this construction requires us to handle non-codewords in the circuit input.

7.3 Addition of Stable Codewords

We add stable codewords by separately adding the BRGC parts and the unary parts. Non-codewords need to be mapped to codewords before adding them. It is common to translate BRGC codewords to binary codewords and use well-known binary adders. We use the same technique for unary codewords. An mc addition algorithm for hybrid codewords without translation to binary codewords would be desirable, because it can reduce the size and depth of the circuit. Such an algorithm is non-trivial since there is a bidirectional dependency between both parts that defies simple mc techniques.

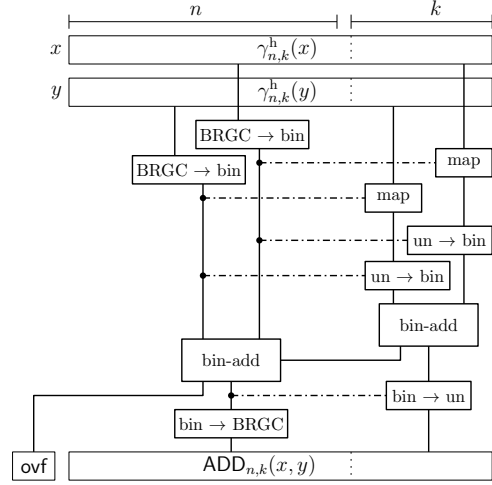


Fig. 5. Addition of stable codewords and non-codewords of the hybrid code. The map circuit is only necessary for the addition of non-codewords. Dash-dotted lines denote that only the least significant bit is copied.

Figure 5 depicts our addition scheme for stable codewords and non-codewords, which we denote it by $\text{ADD}_{n,k}$. Recall that x_g, y_g denote the BRGC part and x_u, y_u denote the unary thermometer part.

To translate from BRGC to binary codes and back we first observe the following properties.

Observation 7.4. *Let $a \in [2^n]$ and $i \in [n]$, then the following properties hold for encodings γ_n^g and γ_n^b :*

$$(\gamma_n^b(a))_i = \text{par}((\gamma_n^g(a))_{1,i}), \text{ and}$$

$$(\gamma_n^g(a))_i = (\gamma_n^b(a))_{i-1} \text{ XOR } (\gamma_n^b(a))_i$$

By using Theorem 7.4 we formally show that there is a circuit that translates BRGC to binary encoding.

Lemma 7.5 (BRGC \rightarrow bin). *There is a circuit of size $\mathcal{O}(n)$ and depth $\mathcal{O}(\log n)$ that, given input $x \in \mathbb{B}^n$, computes the translation to binary. That is, it computes the output $o = \gamma_n^b((\gamma_n^g)^{-1}(x))$.*

Proof: By Theorem 7.4 translation to binary can be performed by computing the parity for each prefix of input x . Computing an associative operation for each prefix of the input can be done efficiently by a parallel prefix circuit [20]. The parity can be computed by XOR over all bits. As XOR is associative, the translation can be performed by a parallel prefix xor, which has size $\mathcal{O}(n)$ and depth $\mathcal{O}(\log n)$. \square

Conversion of the unary part to binary code depends on the BRGC part. The flavor of the unary part is chosen according to the parity of the BRGC part. We can spare a separate computation of the parity by observing that the parity is computed during the BRGC to binary translation. The least significant bit of the binary string indicates the parity of the BRGC part.

Observation 7.6. *Let $x \in [2^n]$, the parity of the BRGC code of x is indicated by the last bit of the binary code of x ; $\text{par}(\gamma_n^g(x)) = \gamma_n^b(x)[n]$.*

By using the parity we can translate the unary encoding to a binary encoding according to the correct flavor of unary encoding. Binary encoding has less redundancy, a unary word of k bits can be represented by a binary word of $\lceil \log(k+1) \rceil$ bits.

Lemma 7.7 (un \rightarrow bin). *There is a circuit of size $\mathcal{O}(k)$ and depth $\mathcal{O}(\log k)$ that, for $\ell = \lceil \log(k+1) \rceil$, $x \in \gamma_k^u([k+1])$, and $\pi \in \mathbb{B}$,*

computes the translation to binary. That is, it computes output o , with

$$o = \begin{cases} \gamma_\ell^b((\gamma_k^u)^{-1}(x)) & , \text{ if } \pi = 0 \\ \gamma_\ell^b((\bar{\gamma}_k^u)^{-1}(x)) & , \text{ if } \pi = 1. \end{cases}$$

Proof: By Theorem 5.2 one flavor of the unary encoding is the inverse of the respective other, $\gamma_k^u(i) = \bar{\gamma}_k^u(i)$. Hence, we can compute the decoding function $(\bar{\gamma}_k^u)^{-1}$ by using $(\gamma_k^u)^{-1}$ as follows, $(\bar{\gamma}_k^u)^{-1}(x) = (\gamma_k^u)^{-1}(\bar{x})$. Thus, it is equivalent to computing output

$$o = \gamma_\ell^b((\gamma_k^u)^{-1}(\pi \text{ xor } x)),$$

where we compute the xor of π and every bit of x .

The translation $\gamma_\ell^b((\gamma_k^u)^{-1}(\cdot))$ can be performed by a circuit that is recursively defined. W.l.o.g. we assume that $k+1$ is a power of 2.⁹ Let $m = \lceil k/2 \rceil$ be the index of the bit in the middle of x . According to $x[m]$ the circuit recursively proceeds with all bits left or right of m . Accordingly, let $m_l = \lfloor k/2 \rfloor$ and $m_r = \lceil k/2 \rceil + 1$ be the indices left and right of the middle index. We define the circuit δ_k that, for k -bit input x , computes an ℓ -bit output. For $k = 1$ the circuit copies the input $\delta_1 = x$. For $k > 1$ the circuit is defined by

$$\begin{aligned} \delta_k[1] &:= x[m], \\ \delta_k[2, \ell] &:= \text{MUX}(\delta_{\ell-1}(x[1, m_l]), \delta_{\ell-1}(x[m_r, k]), x[m]). \end{aligned}$$

The circuit δ_k implements the unary to binary translation. If $x[m] = 1$, by Theorem 5.2 we know that x encodes a value greater or equal to $\lceil k/2 \rceil$. Hence, the most significant bit of the binary output is set to 1. If $x[m] = 0$, x encodes a value smaller than $\lceil k/2 \rceil$ and the most significant bit is set to 0. If $x[m] = 1$ all bits to the left of index m are 1, and the recursive call requires bits m_r to k . Similarly, if $x[m] = 0$ all bits to the right of m are 0, and the recursive call requires bits 0 to m_l . Correctness of the unary to binary translation circuit follows by an inductive argument.

The circuit computing the translation can be implemented by a layer of k many xor-gates and a tree of multiplexers (MUX). As the MUX has constant size and depth the claim follows. \square

Using binary adders of size n and $\log(k+1)$ we can add the two parts separately. The carry produced by the unary parts has to be forwarded to the addition of the BRGC parts. The carry produced by the BRGC parts indicates an overflow of the circuit, we can forward it to output ovf.

After the addition, it remains to translate both parts back to their respective encoding. Translation of the BRGC parts is easy because binary codes can be translated to BRGC with a single layer of xor gates.

Lemma 7.8 (bin \rightarrow BRGC). *There is a circuit of size $\mathcal{O}(n)$ and depth $\mathcal{O}(1)$ that, given input $x \in \mathbb{B}^n$, computes the translation to BRGC. That is, it computes the output $o = \gamma_n^g((\gamma_n^b)^{-1}(x))$.*

Proof: By Theorem 7.4 the translation back can be performed by a single layer of xor gates. The circuit has size $\mathcal{O}(n)$ and depth $\mathcal{O}(1)$. \square

The translation to the right unary flavor depends again on the parity of the BRGC part. As stated in Theorem 7.6, the parity is already indicated by the least significant bit of the binary codeword.

9. If $k+1$ is no power of 2, we can append a sufficient number of bits to reach the next power of 2, without affecting asymptotic complexity.

Lemma 7.9 (bin \rightarrow un). *There is a circuit of size $\mathcal{O}(k)$ and depth $\mathcal{O}(\log k)$ that, for $\ell = \lceil \log(k+1) \rceil$, $x \in \mathbb{B}^\ell$, and $\pi \in \mathbb{B}$ computes the binary to unary translation,*

$$o = \begin{cases} \gamma_k^u((\gamma_\ell^b)^{-1}(x)) & , \text{ if } \pi = 0 \\ \bar{\gamma}_k^u((\gamma_\ell^b)^{-1}(x)) & , \text{ if } \pi = 1. \end{cases}$$

Proof: The circuit is similar to the circuit in Theorem 7.7. We can compute the second flavor of unary encodings by using xor as follows:

$$o = \pi \text{ xor } \gamma_k^u((\gamma_\ell^b)^{-1}(x)).$$

W.l.o.g. we assume that $k+1$ is a power of 2.⁹ We define a recursive circuit δ_ℓ that computes the unary encoding. For $\ell = 1$ the circuit is defined by $\delta_\ell(x) = x$. For $\ell > 1$, let $\delta_{\ell-1}(x[2, \ell]) = y$ be the result of the recursive subcircuit. The circuit adds $2^{\ell-1}$ many 0s or 1s to y as follows:

$$\delta_\ell := \text{MUX}(y \circ 0^{2^{\ell-1}}, 1^{2^{\ell-1}} \circ y, x_1),$$

The circuit computes the binary to unary translation. If the i th bit in the binary word is set to 1, then the circuit adds 2^{i-1} many 1s to the left of the output. Hence, the total number of 1s in the output is $\sum_{i=1}^\ell 2^{i-1} \cdot x_i$. This matches the value encoded in binary.

The circuit adds one MUX for each recursive call and one layer of xor gates at the end. Hence, the circuit has asymptotically linear size and logarithmic depth in k . \square

Next, we show that addition by translating each part to binary, adding parts separately, and translating back to the respective encoding computes the addition of two hybrid codewords. The $\text{ADD}_{n,k}$ addition scheme implements the addition of hybrid codes.

Lemma 7.10. *Given $x, y \in \gamma_{n,k}^h([M])$ the addition scheme $\text{ADD}_{n,k}$ is correct; that is $\text{ADD}_{n,k}(x, y) = x +_{\gamma^h} y$.*

Proof: We prove the statement for the BRGC part and the unary part separately. Let $i = (\gamma_{n,k}^h)^{-1}(x)$ and $j = (\gamma_{n,k}^h)^{-1}(y)$, then we show that $\text{ADD}_{n,k}(x, y) = \gamma_{n,k}^h(i + j)$. First, we show that $\text{ADD}_{n,k}(x, y)_u = (x +_{\gamma^h} y)_u$. We obtain four cases depending on the parity of x_g and y_g . For each case, we have to choose the translation according to the flavor of the unary encoding. According to Theorem 7.5 and Theorem 7.6 we obtain the correct parity bits of x_g and y_g . Thus, after translation (see Theorem 7.7) we obtain the binary representation of $i \bmod (k+1)$ and $j \bmod (k+1)$. Correctness of the addition follows from the correctness binary adder and we obtain the binary representation of $(i + j) \bmod (k+1)$. From Theorem 7.6 and Theorem 7.9 we can follow that the translation to unary chooses the right flavor. Hence, $\text{ADD}_{n,k}(x, y)_u = \gamma_{n,k}^h(i + j)_u$, which proves the claim for the unary part.

Second, we show that $\text{ADD}_{n,k}(x, y)_g = (x +_{\gamma^h} y)_g$. By Theorem 7.5 translation of the BRGC part to binary yields the binary representations of $\lfloor i/(k+1) \rfloor$ and $\lfloor j/(k+1) \rfloor$. From the addition of the unary parts we receive a carry that indicates whether $i \bmod (k+1) + j \bmod (k+1) > k+1$. Hence, the binary addition of the two inputs and the carry results in the binary representation of $\lfloor (i + j)/(k+1) \rfloor$. Finally, by Theorem 7.8, we obtain that $\text{ADD}_{n,k}(x, y)_g = \gamma_n^g(\lfloor (i + j)/(k+1) \rfloor) = \gamma_{n,k}^h(i + j)_n$. \square

Given correct implementations of each of the translation circuits, Theorem 7.10 entails that there is a circuit for the addition of two hybrid codes.

Corollary 7.11. *There is a circuit of size $\mathcal{O}(n + k)$ and depth $\mathcal{O}(\log n + \log k)$ that implements the addition of hybrid codes.*

Remark. This scheme is far from being mc. Examples in Section 1 and Section 3 show that binary code is not even 1-preserving. Because the $\text{ADD}_{n,k}$ addition scheme heavily relies on binary codes, it suffers from the drawbacks of binary codes.

7.4 Addition of Extended Codewords

We can add extended codewords by applying generic constructions for mc circuits on the above addition scheme.

When using such a construction, we need to take into account that the circuit has to handle inputs that are no codewords, as the resolution of an extended codeword might result in a non-codeword. Thus, we use a circuit that implements $(\gamma^h)^{-1}$ (from the proof of Theorem 6.6) to obtain codewords that we can add using the $\text{ADD}_{n,k}$ scheme. The extension $(\gamma^h)^{-1}$ applies map_k^u to the unary part, given the parity of the BRGC parts. Hence, we need a circuit that applies map_k^u to x_u and y_u before the binary translation.

The circuit can be built by computing all four cases of Theorem 5.5 and selecting the correct output by a multiplexer using inputs $x_{\lceil k/2 \rceil}$ and π .

Lemma 7.12. *Given inputs $x \in \mathbb{B}^k$ and $\pi \in \mathbb{B}$, there is a circuit of size $\mathcal{O}(k)$ and depth $\mathcal{O}(\log k)$ that computes $\text{map}_k^u(\pi, x)$.*

Proof: The mapping $\text{map}_k^u(\pi, x)$ is defined in Theorem 5.5. Each of the four cases can be computed by a parallel prefix circuit (PPC) [20]. However, the cases require different strategies using either and or or as PPC operation and reading the input left-to-right or right-to-left. We list each strategy in the following table.

π	$(x_u)_{\lceil k/2 \rceil}$	operation	direction
0	0	PPC-and	left-to-right
0	1	PPC-or	right-to-left
1	0	PPC-and	right-to-left
1	1	PPC-or	left-to-right

We can compute all four cases in parallel. The result is then chosen by a multiplexer with select bits π and $(x_u)_{\lceil k/2 \rceil}$. The full circuit consists of four PPC circuits in parallel and a k -bit (4:1)-MUX. Hence, the circuit has asymptotically linear size and logarithmic depth in k . \square

We can use known constructions for mc circuits to transform the circuit presented in this section into an adder that performs recoverable addition.

Corollary 7.13 (of [5]). *For $n, k \in \mathbb{N}$ there is a circuit of size $(n + k)^{\mathcal{O}(k)}$ and depth $\mathcal{O}(k \log n + \log k)$, that implements $\lceil k/2 \rceil$ -recoverable addition.*

Proof. We apply the construction of Ikenmeyer et al. on the combination of $\text{ADD}_{n,k}$ and map_k^u . By [5], this implements the metastable closure of the $\gamma_{n,k}^h$ -addition, granted that no more than k bits are unstable. Since the $\gamma_{n,k}^h$ code is k -preserving and $\lceil k/2 \rceil$ -recoverable, this is a correct implementation of $\lceil k/2 \rceil$ -recoverable addition. \square

An example circuit execution for $n = 5$ and $k = 3$ is given in Table 2. The example shows the addition of codes with imprecision up to 2. We implemented the circuit in VHDL and ran a simulation using X to simulate the worst-case behavior of a metastable signal.

Similarly, we obtain a more efficient circuit by relying on masking registers.

Corollary 7.14 (of [1]). *For $n, k \in \mathbb{N}$ there is a circuit of size $\mathcal{O}(k(n + k))$ and depth $\mathcal{O}(k \log n + \log k)$ that implements $\lceil k/2 \rceil$ -recoverable addition.*

Proof: Analogous to the proof of Theorem 7.13, but using the construction from [1]. \square

8 FURTHER RELATED WORK

Imprecise Codes

Gray codes are widely used as they offer 1-recoverability, e.g., to recover from a small measurement error. In retrospect, Friedrichs et al. [1] point out that Gray codes offer 1-recoverability. However, to our knowledge, we are the first to define the k -recoverability property. In [3], it is shown that Gray code time measurements can be obtained by practical circuits. Astonishingly, the measurement circuit produces k -recoverable codes identical to those presented in this work, as an intermediate result before conversion to 1-recoverable Gray code. These codes emerge naturally in this context for a completely different reason, suggesting that they are of general significance.

Metastability Containing Circuits

Beyond the classical work on metastability-containing (a.k.a. hazard-free) circuits, there has been clear recent interest in this area. Ikenmeyer et al. [5] study the complexity of hazard-free circuits, showing, among other things, that hazard-free circuit complexity naturally generalizes monotone circuit complexity and that there can be large gaps between Boolean and hazard-free complexity. A central design tool in their work is a general transformation that takes a Boolean circuit and an upper bound k on the number of potentially metastable input bits and produces a circuit that is mc for all such inputs. The size overhead of this construction is $n^{\mathcal{O}(k)}$, e.g., for a constant k the blow-up is polynomial in the input size. Speculation over a fixed and bounded number of unstable bits is also at the core of the metastability-tolerant design style of Tarawneh et al. [21], who integrate such speculative computing into synchronous state machines; their work can be viewed as a systems-level instance of the same basic idea that inspired the transformation by Ikenmeyer et al.

There is also a line of recent work on the size and structure of hazard-free circuits and formulas. Jukna [22] analyzes how the requirement of being hazard-free can increase circuit size and gives explicit functions that become significantly more expensive under this constraint. Ikenmeyer, Komarath, and Saurabh [23] develop a hazard-free Karchmer-Wigderson framework and obtain refined bounds for hazard-free formulas, showing, for example, that even simple functions such as the multiplexer may require substantially larger formulas in the hazard-free setting. Most recently, London, Arazi, and Shpilka [24] study hazard-free formulas for general Boolean functions, including random functions, and identify when known lower-bound techniques are tight. Together, these works indicate that hazard-free and metastability-aware computation is an active and evolving research direction.

9 CONCLUSION

In the presence of possible bit errors, such as metastability, binary addition becomes meaningless. We proposed a new encoding scheme and a corresponding addition procedure that maintain precision in the face of inputs that exhibit bounded total imprecision. Our hybrid code $\gamma_{n,k}^h$ uses k redundant bits and is k -preserving, but only $\lceil k/2 \rceil$ -recoverable: up to k imprecise or metastable input bits can be tolerated without increasing the output imprecision, yet at most $\lceil k/2 \rceil$ of them

can be recovered deterministically. This asymmetry between tolerated imprecision and guaranteed recoverability reflects an inherent gap that we leave as an interesting direction for future work.

We gave matching lower bounds showing that, for a fixed bound k on the total imprecision, our code has optimal asymptotic rate. Moreover, using known black-box constructions for metastability-containing circuits, we obtain metastability-containing and purely combinational adders that implement interval addition for these codes. For a constant k , this yields only polynomial overhead in circuit size compared to standard binary adders while not (asymptotically) increasing its depth.

From an application viewpoint, our framework shows that digital addition with bounded uncertainty need not fall back to unary encodings with latency linear in n . In particular, in settings where unstable inputs arise from metastability and a limited amount of output imprecision is acceptable (such as in certain control loops), our codes and adders provide a way to compute the correct interval sum as long as the total input imprecision stays within the prescribed bound k . We conjecture that, when combined with synchronizer-based designs and/or masking storage elements, such codes can be used to improve the latency–MTBF trade-off compared to purely synchronizer-based approaches. Making this argument quantitative, however, requires optimized circuit implementations and post-layout analysis, which we leave for future work.

ACKNOWLEDGMENTS

We thank Matthias Függer for valuable discussions.

REFERENCES

- [1] S. Friedrichs, M. Függer, and C. Lenzen, “Metastability-Containing Circuits,” *IEEE Transactions on Computers*, vol. 67, no. 8, 2018.
- [2] J. Bund, C. Lenzen, and M. Medina, “Small hazard-free transducers,” *IEEE Transactions on Computers*, 2025.
- [3] M. Függer, A. Kinali, C. Lenzen, and T. Polzer, “Metastability-Aware Memory-Efficient Time-to-Digital Converters,” in *23rd IEEE International Symposium on Asynchronous Circuits and Systems*, 2017.
- [4] J. Bund, C. Lenzen, and M. Medina, “Optimal metastability-containing sorting via parallel prefix computation,” *IEEE Trans. Computers*, vol. 69, no. 2, pp. 198–211, 2020. [Online]. Available: <https://doi.org/10.1109/TC.2019.2939818>
- [5] C. Ikenmeyer, B. Komarath, C. Lenzen, V. Lysikov, A. Mokhov, and K. Sreenivasaiah, “On the complexity of hazard-free circuits,” *Journal of the ACM*, vol. 66, no. 4, pp. 25:1–25:20, 2019.
- [6] R. Ginosar, “Metastability and Synchronizers: A Tutorial,” *IEEE Design Test of Computers*, vol. 28, no. 5, pp. 23–35, 2011.
- [7] L. R. Marino, “The Effect of Asynchronous Inputs on Sequential Network Reliability,” *IEEE Transactions on Computers*, vol. 100, no. 11, pp. 1082–1090, 1977.
- [8] R. Ginosar, “Fourteen ways to fool your synchronizer,” in *Ninth International Symposium on Asynchronous Circuits and Systems*, 2003. *Proceedings*. IEEE, 2003, pp. 89–96.
- [9] S. Beer, R. Ginosar, J. Cox, T. Chaney, and D. M. Zar, “Metastability challenges for 65nm and beyond; simulation and measurements,” in *2013 Design, Automation & Test in Europe Conference & Exhibition (DATE)*. IEEE, 2013, pp. 1297–1302.
- [10] D. J. Kinniment, *Synchronization and Arbitration in Digital Systems*. Wiley Publishing, 2008.
- [11] D. A. Huffman, “The Design and Use of Hazard-Free Switching Networks,” *Journal of the ACM*, vol. 4, no. 1, pp. 47–62, 1957.
- [12] S. Srinivas, I. W. Jones, G. Panic, and C. Lenzen, “Latch Based Design for Fast Voltage Droop Response,” 2025. [Online]. Available: <https://arxiv.org/abs/2501.18843>
- [13] J. Lundelius Welch and N. A. Lynch, “A New Fault-Tolerant Algorithm for Clock Synchronization,” *Information and Computation*, vol. 77, no. 1, pp. 1–36, 1988.
- [14] S. C. Kleene, *Introduction to Metamathematics*. North Holland, 1952.
- [15] S. H. Caldwell, *Switching Circuits and Logical Design*. John Wiley & Sons Inc, 1958.
- [16] S. Körner, *Experience and Theory: An Essay in the Philosophy of Science*, ser. International library of philosophy and scientific method. London: Routledge & Kegan Paul, 1966.
- [17] W. Hu, J. Oberg, A. Irturk, M. Tiwari, T. Sherwood, D. Mu, and R. Kastner, “On the Complexity of Generating Gate Level Information Flow Tracking Logic,” *IEEE Transactions on Information Forensics and Security*, vol. 7, no. 3, pp. 1067–1080, 2012.
- [18] M. Tiwari, H. M. Wassel, B. Mazloom, S. Mysore, F. T. Chong, and T. Sherwood, “Complete Information Flow Tracking from the Gates Up,” *SIGARCH Comput. Archit. News*, vol. 37, no. 1, pp. 109–120, 2009.
- [19] R. W. Hamming, “Error detecting and error correcting codes,” *The Bell system technical journal*, vol. 29, no. 2, pp. 147–160, 1950.
- [20] R. E. Ladner and M. J. Fischer, “Parallel Prefix Computation,” *Journal of the ACM (JACM)*, vol. 27, no. 4, pp. 831–838, 1980.
- [21] G. Tarawneh, M. Függer, and C. Lenzen, “Metastability tolerant computing,” in *23rd IEEE International Symposium on Asynchronous Circuits and Systems, ASYNC 2017, San Diego, CA, USA, May 21-24, 2017*. IEEE Computer Society, 2017, pp. 25–32. [Online]. Available: <https://doi.org/10.1109/ASYNC.2017.9>
- [22] S. Jukna, “Notes on hazard-free circuits,” *SIAM J. Discret. Math.*, vol. 35, no. 2, pp. 770–787, 2021. [Online]. Available: <https://doi.org/10.1137/20M1355240>
- [23] C. Ikenmeyer, B. Komarath, and N. Saurabh, “Karchmer-wigderson games for hazard-free computation,” in *14th Innovations in Theoretical Computer Science Conference, ITCS 2023, MIT, Cambridge, Massachusetts, USA, January 10-13, 2023*, ser. LIPIcs, Y. T. Kalai, Ed., vol. 251. Schloss Dagstuhl - Leibniz-Zentrum für Informatik, 2023, pp. 74:1–74:25. [Online]. Available: <https://doi.org/10.4230/LIPIcs.ITCS.2023.74>
- [24] L. L. Arazi and A. Shpilka, “On the complexity of hazard-free formulas,” in *52nd International Colloquium on Automata, Languages, and Programming, ICALP 2025, Aarhus, Denmark, July 8-11, 2025*, ser. LIPIcs, K. Censor-Hillel, F. Grandoni, J. Ouaknine, and G. Puppis, Eds., vol. 334. Schloss Dagstuhl - Leibniz-Zentrum für Informatik, 2025, pp. 115:1–115:19. [Online]. Available: <https://doi.org/10.4230/LIPIcs.ICALP.2025.115>