

Searching for dark matter signals with high energy astrophysical neutrinos in IceCube.

Khushboo Dixit^{1,*}, Gopolang Mohlabeng^{2,3,†} and Soebur Razzaque^{1,4,5‡}

¹*Centre for Astro-Particle Physics (CAPP) and Department of Physics,*

University of Johannesburg, PO Box 524, Auckland Park 2006, South Africa

²*Department of Physics, Simon Fraser University, Burnaby, BC, V5A 1S6, Canada*

³*TRIUMF, 4004 Westbrook Mall, Vancouver, BC, V6T 2A3, Canada*

⁴*Department of Physics, The George Washington University, Washington, DC 20052, USA and*

⁵*National Institute for Theoretical and Computational Sciences (NITheCS), Private Bag X1, Matieland, South Africa*

(Dated: February 9, 2026)

High-energy neutrinos provide a potentially powerful and distinctive probe for dark matter (DM) - neutrino interactions, particularly in environments with enhanced DM densities, such as the DM spikes predicted to form around supermassive black holes (SMBHs) at the center of active galactic nuclei (AGN). Recent observations by the IceCube Neutrino Observatory, which identified four AGN, namely TXS 0506+056, NGC 1068, PKS 1424+240, and NGC 4151 as neutrino sources, provide a unique opportunity to search for signatures of these interactions. In this study, we use IceCube data to derive the most stringent constraints to date on both the energy-dependent and energy-independent DM-neutrino scattering cross-sections. We perform a statistical analysis using data from individual sources as well as a combined (stacked) analysis of all four sources. Our strongest limits arise from the stacking analysis, yielding an upper bound of $\sigma_0 \leq 8 \times 10^{-39} \text{ cm}^2$ for an energy-independent cross-section and $\sigma_0 \leq 10^{-39} \text{ cm}^2$ for a linearly energy-dependent cross-section, both at 90% confidence level, particularly in scenarios involving the adiabatic growth of black holes.

I. INTRODUCTION

The existence of dark matter (DM) is well-established through its gravitational interactions with standard model (SM) matter in astrophysical and cosmological systems [1, 2]. Yet, its fundamental nature remains unknown. Discovery of a clear signal necessitates a multi-pronged approach that integrates novel theoretical techniques with a broad experimental search program. While both neutrinos and DM may interact only feebly with the rest of the SM, it is reasonable to explore the possibility that they interact strongly with each other. Among the many probes, high-energy astrophysical neutrinos present a remarkable opportunity to investigate possible strong interactions between these two sectors, across vast astrophysical distances [3–8]. A fraction of these high-energy neutrinos are created in the extreme and dense environments of AGN, which harbor supermassive black holes (SMBHs), and where conditions are ripe for acceleration and interactions of cosmic-ray protons and nuclei [9–15]. As these neutrinos propagate through space, interactions with DM, in regions of high DM density, may lead to observable scattering or attenuation effects, particularly in the intriguing and predicted DM density spikes surrounding SMBHs [6, 7].

Recently, the IceCube Neutrino Observatory has made groundbreaking strides in neutrino astronomy by detecting several extragalactic point sources, including the notable TXS 0506+056 [16, 17], NGC 1068 [18], PKS 1424+240 [18], and NGC 4151 [19]. These find-

ings represent a major advancement, allowing for further direct tests of DM-neutrino scattering. In this study, we leverage publicly available IceCube data to derive constraints on the DM-neutrino scattering cross-section, considering both energy-independent and energy-dependent interaction scenarios. To this end, we analyze individual sources and perform a stacking analysis that integrates their results to obtain comprehensive bounds on DM-neutrino scattering.

Previous studies have used astrophysical neutrino data from TXS 0506+056 [6, 8] and NGC 1068 [7] to constrain the DM-neutrino scattering cross-section. In these analyses, the 90% confidence level (CL) upper limits on the cross-section were derived by adopting the corresponding 90% CL lower limits on the number of neutrino events observed by IceCube for each source. In this work, we instead perform a full statistical treatment to derive constraints on the DM-neutrino cross-section, both for individual sources and through a stacked analysis of all four sources.

The rest of this article is structured as follows: In section II we report the astrophysical neutrino data in terms of the number of events observed from each source. We then discuss the spike density models predicting the DM distribution around SMBHs in section III. In section IV, we discuss the neutrino flux attenuation due to DM-neutrino scattering as the neutrinos propagate from AGN to the earth. In section V, we provide the details of the statistical analysis. We then present our model independent results in section V, followed by a model interpretation in section VI. Finally, we conclude in section VII.

* kdixit@uj.ac.za

† gmohlabeng@sfu.ca

‡ srazzaque@uj.ac.za

II. HIGH ENERGY NEUTRINOS FROM ASTROPHYSICAL SOURCES

IceCube has been searching for point-like sources of astrophysical neutrinos, such as AGN and blazars, using its PStack events that are induced by astrophysical muon neutrinos (ν_μ) and anti-neutrinos ($\bar{\nu}_\mu$). Among the most significant detections are NGC 1068, TXS 0506+056 and PKS 1424+240, observed with a significance above 3.3σ [20] using 10 years of data from 2008-2018 with its 86-string configuration (IC86). Subsequently, IceCube reported a global significance of 4.2σ for NGC 1068 individually and an overall (catalog-wide) significance of $\sim 3.7\sigma$ local (3.4σ global) from the binomial test, combining the three sources NGC 1068, PKS 1424+240, and TXS 0506+056 [21]. IceCube further reported evidence for another potential neutrino source, the Seyfert galaxy NGC 4151, at a significance level of 2.9σ [22]. The neutrino fluxes from these sources are well described by an unbroken power law of the form

$$\Phi_{\nu_\mu+\bar{\nu}_\mu} = \Phi = \Phi_{ref} \left(\frac{E_\nu}{E_0} \right)^{-\Gamma}, \quad (1)$$

where Φ_{ref} is the normalization flux, Γ is the spectral index, and E_ν and E_0 are the energy of neutrinos and the reference energy, respectively. Following this power law and the methodology of [23], we list the observed number of events n_s for all four sources using the IceCube public data, in table I.

TABLE I. Best fit n_s and Γ along with 1σ errors observed for the neutrino energy range of 0.1 TeV - 1 PeV for each source mentioned in this work [23].

Source	$n_s \pm 1\sigma$	$\Gamma \pm 1\sigma$
NGC 1068	75^{+16}_{-15}	$2.75^{+0.2}_{-0.2}$
TXS 0506+056	28^{+12}_{-12}	$2.2^{+0.3}_{-0.2}$
PKS 1424+240	42^{+16}_{-14}	$3.0^{+0.5}_{-0.4}$
NGC 4151	30^{+13}_{-10}	$2.4^{+0.4}_{-0.3}$

III. DM DISTRIBUTION AROUND SMBHS

In this section, we discuss the possibility of an enhanced DM distribution around SMBHs at the center of active galaxies. In early theoretical and empirical models, the DM density in the region close to SMBH was approximated as cuspy profile of the form [24, 25]

$$\rho \simeq \rho_s \left(\frac{r}{r_s} \right)^{-\gamma}, \quad (2)$$

within the small range of radii r . Here, ρ_s and r_s are the characteristic density and scale radius, respectively and

are defined as [24, 26, 27]

$$\rho_s = \frac{\Delta}{3} \frac{\eta^3}{\ln(1+\eta) - \frac{\eta}{1+\eta}} \rho_c; \quad r_s = 8.8 \left(\frac{M_{vir}}{10^{11} M_\odot} \right)^{0.46} \text{ kpc}. \quad (3)$$

The quantity $\rho_c = 9 \times 10^{-27} \text{ kg/m}^3$ is the critical density of the Universe, Δ is the virial over density ≈ 300 [26], M_{vir} is the virial mass, and the concentration parameter η of the NFW halo is parameterized as

$$\eta \simeq 13.6 \left(\frac{M_{vir}}{10^{11} M_\odot} \right)^{-0.13}.$$

However, it has been reported that the possibility of adiabatic accretion of DM gives this profile a spiky nature that can be described as follows [28]

$$\rho_\chi = \rho_R \left(1 - \frac{4R_s}{r} \right)^3 \left(\frac{R_{sp}}{r} \right)^\alpha, \quad (4)$$

where, $R_s = 2GM_{BH}/c^2$ is the Schwarzschild radius, R_{sp} is the DM spike radius, and $\rho_R \approx \rho(R_{sp})$ (using Eq. 2) represents the initial cuspy DM density profile at $r = R_{sp}$. The spectral index α is related to the parameter γ of the initial cuspy profile as $\alpha = (9 - 2\gamma)/(4 - \gamma)$. On the other hand, a cuspy DM density profile (the NFW-profile) [24] was established across a wide range of halo masses, ranging from dwarf galaxies to rich clusters, within the Cold Dark Matter (CDM) cosmological framework. This profile scales with halo radius (r) as

$$\rho_{NFW}(r) = \rho_s \left(\frac{r}{r_s} \right)^{-\gamma} \left(1 + \left(\frac{r}{r_s} \right)^\xi \right)^{-(\beta-\gamma)/\xi}, \quad (5)$$

where $(\xi, \beta, \gamma) = (1, 3, 1)$ [29, 30]. Here, γ is the inner slope that controls the cusp/core behavior near the center, β is the outer slope that determines the falloff at the radius r , and ξ defines the sharpness of the transition between the inner and outer regimes. For the value of $\gamma = 1$, as found in citation for the NFW profile, the resulting spike index is $\alpha = 7/3$, which determines the spike density profile in Eq. 4.

Another possibility is gravitational scattering between the DM and dense stellar components, which is likely to be present in the inner region of the galaxy. This scenario relaxes the spike profile by lowering the spectral index to $\alpha = 3/2$ independent of any value of γ [31–34].

A precise incorporation of these two possibilities [28, 32, 35] can be represented as

$$\rho_\chi^{3/2}(r) \simeq \begin{cases} \rho_N \left(1 - \frac{4R_s}{r} \right)^3 \left(\frac{r_h}{r} \right)^{3/2}, & r_i \leq r \leq r_h, \\ \rho'_N \left(\frac{R_{sp}}{r} \right)^{7/3}, & r \geq r_h, \end{cases} \quad (6)$$

where $r_i = 4R_s$ is the inner radius of the spike, and $r_h = GM_{BH}/\sigma^{*2}$ is the influence radius of SMBH with σ^* being the stellar velocity dispersion. The effects of

DM scattering with stellar components are significant only within this radius [28]. ρ_N and ρ'_N are normalization constants. Their evaluation is discussed later in this section. For $r > r_h$, the spike profile converges to

$$\rho_\chi^{7/3}(r) \simeq \rho_N \left(1 - \frac{4R_S}{r}\right)^3 \left(\frac{R_{sp}}{r}\right)^{7/3}, \quad r \geq r_i. \quad (7)$$

At sufficiently high DM densities, DM self-annihilations become significant. The process leads to a flattening of the DM spike towards the innermost region, in which the density reaches a saturation (maximum) value, $\rho_{sat} = m_\chi / (\langle \sigma_a v \rangle t_{BH})$. Here, m_χ is the DM mass, $\langle \sigma_a v \rangle$ is the thermally averaged annihilation cross section of DM, and t_{BH} is the age of the SMBH. Taking these effects into account, the resulting DM spike density profile is expressed as [28]

$$\rho_\chi(r) = \begin{cases} 0, & r \leq r_i, \\ \frac{\rho_\chi^\alpha(r) \rho_{sat}}{\rho_\chi^\alpha(r) + \rho_{sat}}, & r_i \leq r \leq R_{sp}, \\ \frac{\rho_{NFW}(r) \rho_{sat}}{\rho_{NFW}(r) + \rho_{sat}}, & r \geq R_{sp}, \end{cases} \quad (8)$$

where $\alpha = 7/3, 3/2$. In our analysis, we consider the benchmark models as given below [40]

- BM1, BM2, BM3: choose $\alpha = 7/3$ with $\langle \sigma_a v \rangle = (0, 10^{-28}, 3 \times 10^{-26}) \text{ cm}^3 \text{ sec}^{-1}$, respectively.
- BM1', BM2', BM3': same annihilation cross-sections but with $\alpha = 3/2$.

The choice $\langle \sigma_a v \rangle = 0$ is applicable to scenarios such as asymmetric DM. In contrast, the value $\langle \sigma_a v \rangle = 3 \times 10^{-26} \text{ cm}^3 \text{ sec}^{-1}$ corresponds to the canonical expectation for thermal relic DM.

A. Profile parameterization

The values of the parameters we have used in this work are provided in Table II, for each source. For NGC 1068, where low-energy neutrinos are expected to originate primarily from hadronic interactions in the inner dusty torus or corona, we adopt an emission radius of $R_{em} = 30R_s$, following [7, 41]. In the absence of direct observational constraints, a physically motivated range for these Seyfert systems spans a few tens of Schwarzschild radii [13, 41–45]. Owing to their comparable accretion structure and central engine geometry, we apply the same choice of R_{em} to NGC 4151. The same argument also motivates using an identical R_{em} for the blazars TXS 0506+056 [6] and PKS 1424+240, which are both gamma-ray blazars with similar black hole masses. Throughout our analysis, we assume a black-hole age of 10^9 yr , a commonly adopted and well-supported timescale based on [46]. The parameter r_h

has been taken from [36, 47–50] for NGC 1068, while for NGC 4151, we use the stellar dispersion velocity observed to be $\sigma^{*2} = 116 \pm 3 \text{ km/sec}$ in [51] to calculate r_h . In the absence of any information on r_h or σ^* for TXS 0506+056 and PKS 1424+240, we have assumed $r_h = 10^5 R_s$, the typical radius relevant for BH mass estimations [52]. To calculate the normalizations ρ_N and ρ'_N we need the mass of the BH, which is given as

$$M_{BH} \approx 4\pi \int_{r_i}^{r_h} dr r^2 \rho_\chi(r). \quad (9)$$

Here, r_h is the influence radius of the BH, while the DM density $\rho_\chi(r) \simeq \rho_\chi^\alpha$ ($\alpha = 7/3, 3/2$) for $r \gg r_i$, given by Eqs. 6 and 7. To calculate ρ_N we use the relation $\mathcal{M} \approx \rho_N r_h^{3/2}$ or $\mathcal{M} \approx \rho_N R_{sp}^{7/3}$. Under the condition $\rho_\chi(r) \simeq \rho_\chi^\alpha$ one can write

$$\mathcal{M} \simeq \frac{M_{BH}}{4\pi(f_\alpha(r_h) - f_\alpha(r_i))}, \quad (10)$$

where,

$$f_\alpha(r) \equiv r^{-\alpha} \left[\frac{r^3}{3-\alpha} + \frac{12R_s r^2}{\alpha-2} - \frac{48R_s^2 r}{\alpha-1} + \frac{64R_s^3}{\alpha} \right]. \quad (11)$$

This expression follows from integrating the binomial expansion of the factor

$$\rho(r) \propto r^{2-\alpha} \left(1 - \frac{4R_S}{r}\right)^3,$$

where the term $(1 - 4R_S/r)^3$ encodes the relativistic suppression of phase-space orbits near the BH. The leading contribution, proportional to $r^{2-\alpha}$, corresponds to the standard Newtonian adiabatic spike term, while the remaining terms scaling as $r^{1-\alpha}$, $r^{-\alpha}$ and $r^{-1-\alpha}$ arise from the linear, quadratic, and cubic components of the expansion of $(1 - 4R_S/r)^3$, and therefore represent the first, second, and third order general relativistic (GR) corrections to the spike structure respectively [28, 53].

However, we do not consider the relativistic corrections to the spike as proposed in [53] because they are negligible at distances $\gtrsim 20 \text{ pc}$ [7]. Indeed for all sources examined here, the value of R_{em} exceeds this limit. ρ'_N is calculated using the relation $\rho'_N \simeq \rho_N (r_h/R_{sp})^{7/3}$ ensuring that the profile $\rho_\chi^{3/2}$ matches at the intersection point r_h . In addition, the spike radius can be calculated using the condition that the DM halo should continue following the NFW profile outside of the spike radius by imposing the condition $\rho'_N, \rho_N \simeq \rho_s (R_{sp}/r_s)^{-\gamma}$. Hence, we define the spike radii as $R_{sp}^{3/2} = (\mathcal{M}/\rho_s r_s)^{3/4} r_h^{5/8}$ and $R_{sp}^{7/3} = (\mathcal{M}/\rho_s r_s)^{3/4}$.

The parameters r_s and ρ_s defining the NFW profile, are calculated based on the virial mass, which is taken as the DM halo mass M_{DM} and is calculated using the relation of M_{DM} with the SMBH mass as

$$M_{BH} \sim 7 \times 10^7 M_\odot \left(\frac{M_{DM}}{10^{12} M_\odot} \right)^{4/3}, \quad (12)$$

TABLE II. List of parameters used in this work associated with each source. We have also reported the Σ_χ values, in units of GeV/cm^2 , for each benchmark model from all sources for $m_\chi = 1 \text{ GeV}$ and $r = 10^4 \text{ pc}$ in this table.

Parameters	NGC 1068	NGC 4151	TXS 0506+056	PKS 1424+240
$M_{BH} (M_\odot)$	$1.0 \times 10^7 [36]$	$2.0 \times 10^7 [37]$	$3.09 \times 10^8 [38]$	$1.0 \times 10^9 [39]$
$t_{BH}(\text{yr})$	10^9	10^9	10^9	10^9
$R_s(\text{pc})$	9.5×10^{-7}	1.9×10^{-6}	2.95×10^{-5}	9.5×10^{-5}
$r_h(\text{pc})$	$6.5 \times 10^5 R_s$	$33.4 \times 10^5 R_s$	$10^5 R_s$	$10^5 R_s$
$R_{em}(\text{pc})$	$30 R_s$	$30 R_s$	$2.2 \times 10^3 R_s$	$6.7 \times 10^2 R_s$
$\Sigma_\chi\text{-BM1}$	5.77×10^{31}	2.88×10^{31}	2.69×10^{28}	3.95×10^{28}
$\Sigma_\chi\text{-BM2}$	2.45×10^{28}	2.71×10^{28}	2.27×10^{28}	3.15×10^{28}
$\Sigma_\chi\text{-BM3}$	9.45×10^{26}	1.04×10^{27}	2.42×10^{27}	2.91×10^{27}
$\Sigma_\chi\text{-BM1}'$	9.28×10^{28}	4.64×10^{28}	6.04×10^{27}	3.49×10^{27}
$\Sigma_\chi\text{-BM2}'$	9.91×10^{27}	7.95×10^{27}	5.96×10^{27}	3.47×10^{27}
$\Sigma_\chi\text{-BM3}'$	1.11×10^{27}	1.0×10^{27}	2.39×10^{27}	1.78×10^{27}

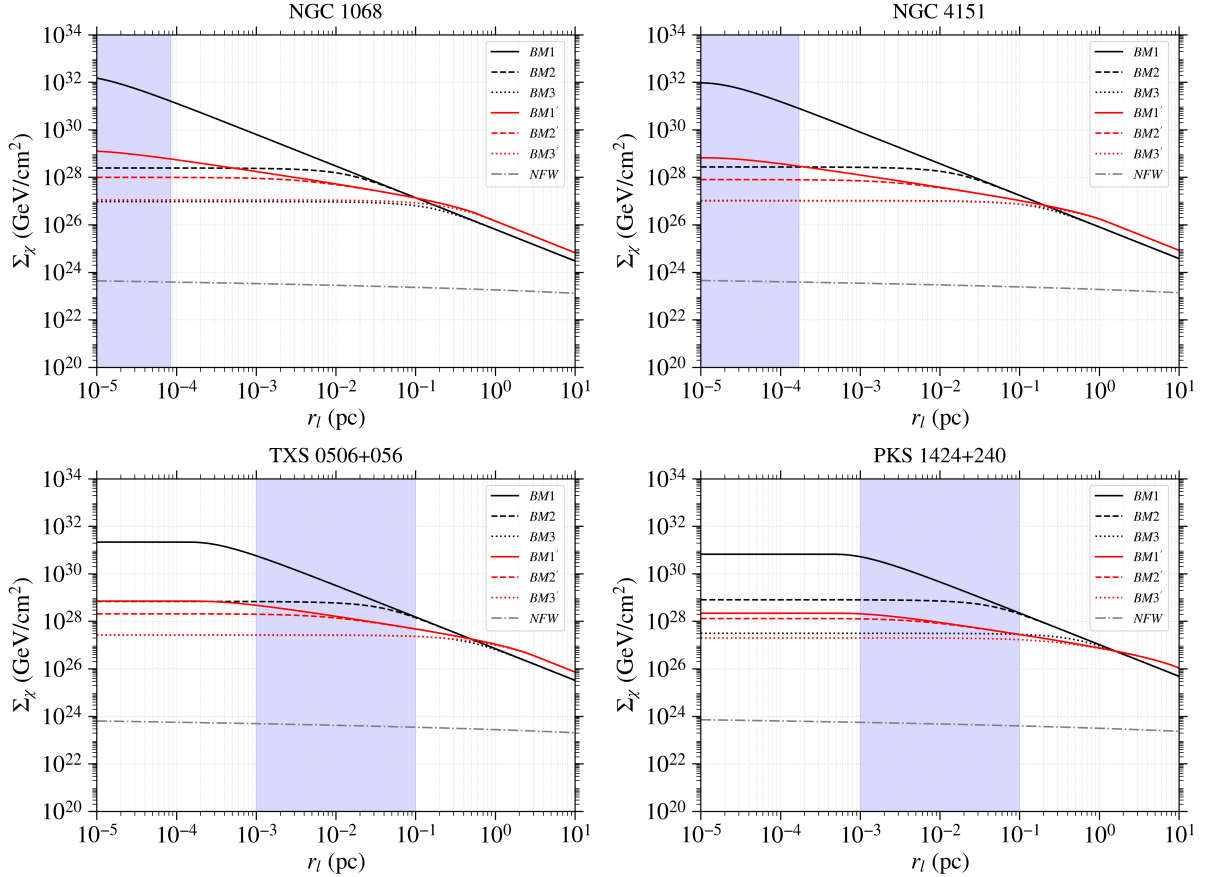


FIG. 1. DM column density Σ Vs. r_l (the lower limit to the integration given in Eq. (13)) for each source. We considered the upper limit to the same integration $r = 10^4 \text{ pc}$ and $m_\chi = 1 \text{ GeV}$ to obtain these plots. The shaded regions represent the possible range of R_{em} for each source.

This expression has been predicted using N-body simulations in a ΛCDM universe [54] and is consistent with results found in [55, 56].

The emission point of neutrinos R_{em} near the SMBH is taken as $30 R_s$ for NGC 1068 and NGC 4151 because of lower-energy ($< 10 \text{ TeV}$) neutrinos detected from these sources. This requires relatively lower-energy protons to

interact with a higher-energy radiation field or dense gas, both of which are found relatively closer to the SMBH, (see e.g., [42]). While for TXS 0506+056, neutrinos having higher energy (290 TeV) are supposedly produced at a comparatively larger distance from the SMBH, where the radiation field is at relatively lower energy, thus interacting with high-energy protons, which is consistent

with the lepto-hadronic model of high energy neutrino production in blazars [15].

B. DM column density

Combining the ingredients described in the previous sections, we evaluate the DM column density, which quantifies the probability for neutrinos to scatter off DM as they propagate towards the Earth. The column density Σ_χ is obtained by integrating ρ_χ over an estimated distance traveled by neutrinos, expressed as

$$\Sigma_\chi(r) = \int_{r_l}^r dr' \rho_\chi(r'). \quad (13)$$

Here, $r_l = R_{em}$ with $r = 10^4$ pc the upper limit of the integral given in Eq. (13). Above this upper limit, we obtain an approximately constant Σ_χ for each source. Fig (1) shows the variation of column density Σ_χ Vs. r_l for each source.

In this analysis, a key consideration is the uncertainty associated with the neutrino emission point R_{em} . We selected specific values for R_{em} (see Table II) based on previous analyses [6, 7]. In Fig. 1, we observe how Σ_χ varies with different values of R_{em} . The shaded blue region represents the allowed range of R_{em} for each source. For instance, for NGC 1068 and NGC 4151, the range is $10R_s \lesssim R_{em} \lesssim 90R_s$ [45]. In contrast, for TXS 0506+056 and PKS 1424+240, we considered R_{em} in the range of $(10^{-3} - 10^{-1})$ pc as indicated in Ref. [38]. The constraints for NGC 1068 and NGC 4151 can vary significantly within the specified range of R_{em} for the BM1 profile, potentially by an order of magnitude. A minor variation is observed in Σ_χ for BM1'; however, Σ_χ for other profiles remain almost constant within the considered R_{em} range. For TXS 0506+056 and PKS 1424+240, the BM1 spike may vary within nearly three orders of magnitude, while the BM1' shows a decrease of about one order of magnitude. Additionally, slight variations are noted in BM2 and BM2', whereas the spikes for BM3 and BM3' are almost constant. Since the bound on σ_0 is inversely proportional to the column density Σ_χ , a decrease in Σ_χ will relax the bound on σ_0 by the same order of magnitude.

IV. NEUTRINO FLUX ATTENUATION DUE TO INTERACTION WITH DM

The neutrino flux attenuation due to scattering with DM is evaluated using the cascade equation [3, 57]

$$\frac{d\Phi}{d\tau}(E_\nu) = -\sigma_{\nu\chi} \Phi(E_\nu) + \int_{E_\nu}^\infty dE'_\nu \frac{d\sigma_{\nu\chi}}{dE'_\nu}(E'_\nu \rightarrow E_\nu) \Phi(E'_\nu), \quad (14)$$

where, $\tau = \Sigma_\chi(r)/m_\chi$ is the accumulated column density over the DM mass, E_ν and E'_ν are the outgoing and incoming neutrino energies, respectively. The first term in

this equation represents the attenuation of the neutrino flux, while the second term represents the redistribution of high energy neutrinos in the lower energy bins, due to scattering with DM.

In this work, we consider two scenarios: (i) constant $\sigma_{\nu\chi} = \sigma_0$, and (ii) linearly energy dependent $\sigma_{\nu\chi} = \sigma_0 \frac{E_\nu}{E_0}$. In the case of constant cross-section, the second term is zero, hence, the attenuated flux is $\Phi = \Phi_{\nu+\bar{\nu}} e^{-\sigma_0 \Sigma_\chi / m_\chi}$. However, in case of energy-dependent $\sigma_{\nu\chi}$, the energy re-distribution term cannot be neglected, and an analytic solution to the cascade equation above is highly non-trivial. Following [6], we use a discretized form of this equation for each energy bin i given by

$$\frac{d\Phi_i}{dy} = A \left[-\hat{E}_i \Phi_i + \Delta x \ln 10 \sum_{j=i}^N \hat{E}_j \Phi_j \right], \quad (15)$$

where, y is a unitless quantity that varies between 0 and 1, $\hat{E}_i = 10^{x_i}$, $x = \log_{10}(E_\nu/\text{TeV})$ and

$$A = \frac{\Sigma_\chi}{m_\chi} \frac{\sigma_0}{\hat{E}_0}. \quad (16)$$

For each source, we adopt a reference scale energy $E_0 = 10$ TeV, which provides a consistent basis for comparing all sources and enables a stacking analysis that combines data across the full sample.

V. DATA ANALYSIS AND RESULTS

A. Likelihood-based χ^2 analysis

To place constraints on the DM-neutrino scattering cross-section, from individual sources, we define a likelihood-based χ^2 using Poisson statistics as follows [62]

$$\chi^2 = 2 \sum_i \left[N_i^{th} - N_i^{ex} + N_i^{ex} \ln \left(\frac{N_i^{ex}}{N_i^{th}} \right) \right] + 2 \sum_{j \neq i} N_j^{th} \quad (17)$$

where i corresponds to the energy bins for which the experimental event number $N_i^{ex} \neq 0$ and j corresponds to the energy bins for which $N_j^{ex} = 0$. The quantities N_i^{th} or N_j^{th} corresponds to the theoretical estimate of the number of neutrino events from the flux model, after taking into account DM-neutrino scattering and standard neutrino oscillations over astrophysical distances. Here $N^{ex} = n_s$ as listed in Table I. We perform a stacking analysis by combining χ^2 from all sources (NGC 1068, TXS 0506+056, PKS 1424+240 and NGC 4151), i.e.

$$\chi_{\text{total}}^2 = \chi_{(\text{NGC 1068})}^2 + \chi_{(\text{TXS 0506+056})}^2 + \chi_{(\text{PKS 1424+240})}^2 + \chi_{(\text{NGC 4151})}^2, \quad (18)$$

which we minimize for a common σ_0 and m_χ .

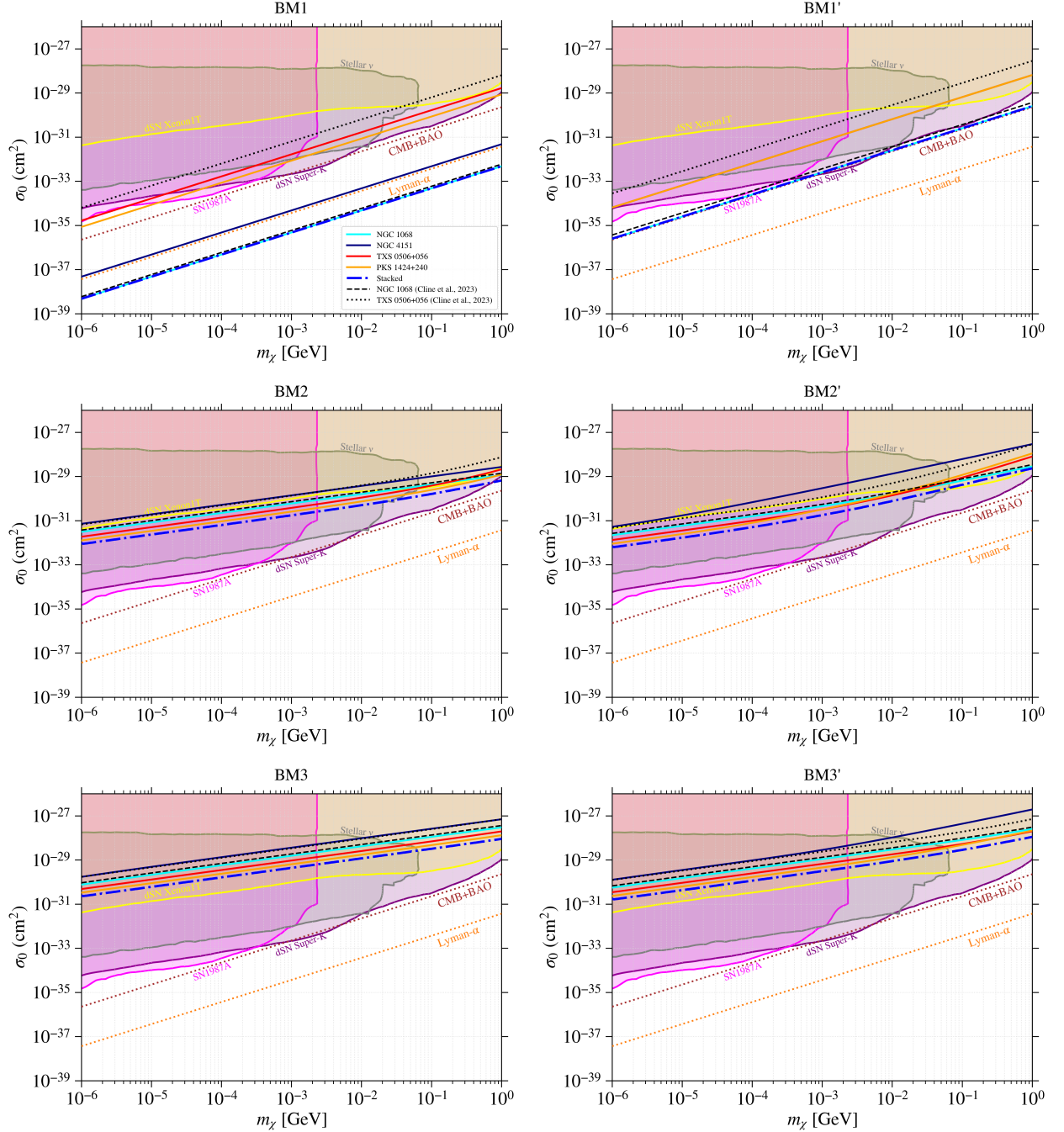


FIG. 2. Constraints on σ_0 for the **constant** $\sigma_{\nu\chi}$ for all the benchmark models for all the sources. The blue-dotted line represents the bound from the stacking analysis combining the data from all four sources. The constraints obtained by Cline et al. for NGC 1068 [7] (black dashed) and TXS 0506+056 [6] (black dotted) are shown for comparisons. For context, we also overlay the model independent constraints on the DM-neutrino scattering cross-section coming from SN 1987A [58] (magenta), stellar-neutrinos [59] (gray solid), diffuse supernova (dSN) Xenon1T (yellow) and dSN Super-K [60], CMB+BAO [61] (green dotted), Lyman- α [5] (orange dotted).

B. Results for constant cross-section

The results of this analysis for constant $\sigma_{\nu\chi}$ are shown in Fig. 2.

- We find that for benchmark models BM1 and BM1', for which $\langle\sigma_a v\rangle = 0$ and consequently the column density $\Sigma_\chi(m_\chi)$ is nearly independent of the DM mass m_χ , the strongest constraint arises from the NGC 1068 source. To understand the rea-

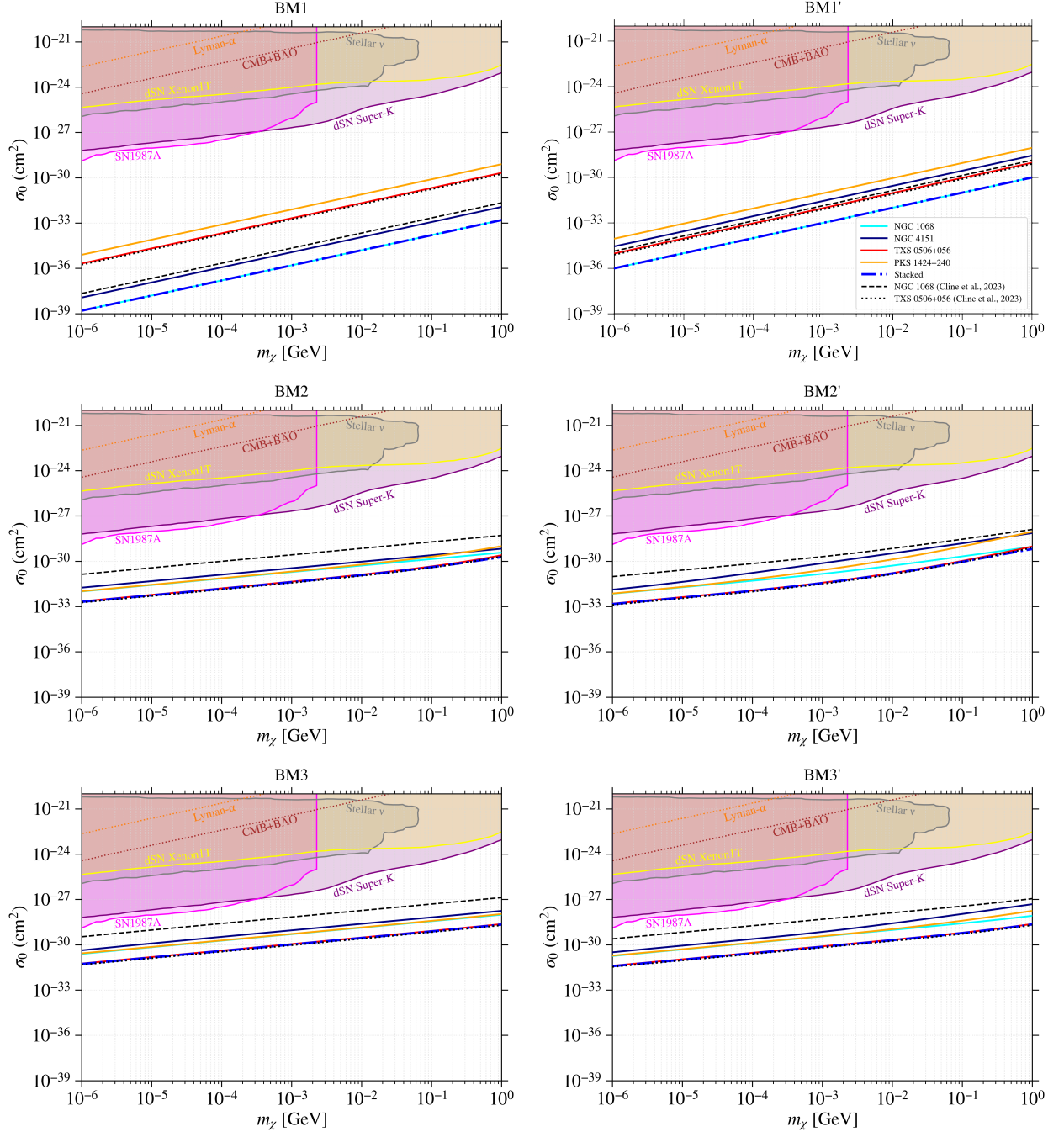


FIG. 3. Constraints on σ_0 for the **energy-dependent** $\sigma_{\nu\chi}$ for all the benchmark models for all the sources. The solid-blue line represents the bound from the stacking analysis combining the data from all four sources. The limits obtained previously [6, 7] have been rescaled to $E_0 = 10$ TeV for comparisons.

son behind this result, we evaluate the χ^2 given in Eq. (17) for the constant cross-section as follows

$$\chi^2 \approx n_s [e^{-\sigma_0 \Sigma_\chi / m_\chi} - 1 + \sigma_0 \Sigma_\chi / m_\chi], \quad (19)$$

where n_s is the total number of neutrino events over all energy bins. From Eq. (19), the 90% upper

bound on the DM- ν cross-section is obtained as

$$\sigma_0 \lesssim c m_\chi,$$

where, $c \propto \frac{1}{\sqrt{n_s \Sigma_\chi}}$. The strongest bound observed for NGC 1068 is attributed to the fact that the factor c calculated from the χ^2 analysis is the smallest for NGC 1068, due to the observed number of events for this source being the highest.

We also find that for more massive SMBHs, the DM density ρ_χ peaks at larger radii, with lower spike height, leading to a smaller column density Σ_χ along the neutrino's propagation to the Earth. Since NGC 1068 hosts the least massive SMBH among the four sources considered, it correspondingly yields the largest Σ_χ . Consequently, a combination of the largest signal n_s and largest column density produces the strongest constraints for this source. As a result, NGC 1068 largely dominates the results of the stacking analysis.

- For the benchmark models BM2, BM3, BM2' and BM3', where DM-annihilation effects are non-zero, PKS 1424+240 provides the strongest constraint for most of the range of m_χ , as shown in Fig. 2. The reason behind this is that DM spikes with higher density get depleted faster due to DM self-annihilation resulting in large decrease in Σ_χ as shown for NGC 1068 and NGC 4151 in Fig. 1 and discussed in section IIIB. In comparison, the decrease in Σ_χ for TXS 0506+056 and PKS 1424+240 at the emission radii of neutrinos (blue shaded region in Fig. 1) is smaller for most m_χ values because of their more massive black holes. Because of a larger Σ_χ compared to the NGCs, PKS 1424+240 and TXS 0506+056 give stronger constraint on σ_0 in these benchmark models for most of the m_χ range.

C. Results for energy dependent cross-section

In this section, we perform a χ^2 analysis for a linearly energy-dependent scattering cross-section, of the form $\sigma_{\nu\chi} = \sigma_0 \frac{E_\nu}{E_0}$. We observe the following points:

- For benchmark models BM1 and BM1' (with $\langle\sigma_a v\rangle = 0$), the strongest constraint is again obtained from NGC 1068, yielding an upper limit of roughly $\sigma_0 \leq 10^{-39} \text{ cm}^2$. This bound is slightly more stringent than that obtained in the energy-independent (constant cross-section) scenario.
- For models BM2, BM3, BM2' and BM3' (with $\langle\sigma_a v\rangle \neq 0$), the strongest constraint is obtained from TXS 0506+056, in contrast to the constant cross-section case where the strongest bound comes from PKS 1424+240. The difference is attributed to the energy dependence of the interaction which makes the neutrino energy event distribution particularly important. Since the event distribution for TXS 0506+056 peaks at higher energy, compared to that of PKS 1424+240, it yields the most stringent constraint in the energy-dependent scenario. The event distributions for all sources are shown in Fig. 6 in the Appendix.
- In reference [6], the results are obtained for TXS 0506+056 considering the neutrino flux pre-

dicted by the lepto-hadronic model studied in [63], which estimated the number of events to be approximately 2. The 90% CL lower limit is set to be ~ 0.1 at a fixed reference energy of $E_0 = 290 \text{ TeV}$. In our analysis, we perform a full statistical treatment by assuming that the neutrino flux follows the unbroken power law given in Eq. (1), to derive the lower bound on the number of events over a broad energy range from 0.1 TeV - 1 PeV for each source. With this approach, our results for TXS 0506+056 are in very good agreement with those of reported in [6].

VI. MODEL INTERPRETATION

In this section, we will interpret our results in the parameter space of a well-motivated model of DM with significant coupling to neutrinos. We consider a scenario in which the SM is extended to a gauged and anomaly free $U(1)_{L_\mu-L_\tau}$ group [64, 65]. Spontaneous symmetry breaking leads to a massive gauge boson Z' that couples primarily to 2nd and 3rd generation SM leptons ($\mu, \tau, \nu_\mu, \nu_\tau$) and their anti-particles.

The Lagrangian of interactions is given by

$$\mathcal{L} \supset \frac{m_{Z'}^2}{2} Z'_\mu Z'^\mu + Z'_\mu (g_f \mathcal{J}_f^\mu + \varepsilon e \mathcal{J}_{EM}^\mu + g_\chi \mathcal{J}_\chi^\mu), \quad (20)$$

where $m_{Z'}$ denotes the gauge boson mass, and $g_f \equiv Q_{\mu-\tau} g_{\mu-\tau}$ is the gauge coupling to the SM 2nd and 3rd generation leptons. Throughout this work, we assume a unit charge, $Q_{\mu-\tau} = 1$. The $L_\mu - L_\tau$ current is given by

$$\mathcal{J}_f^\mu = \bar{\mu} \gamma^\mu \mu + \bar{\nu}_\mu \gamma^\mu P_L \nu_\mu - \bar{\tau} \gamma^\mu \tau - \bar{\nu}_\tau \gamma^\mu P_L \nu_\tau, \quad (21)$$

where $P_L = \frac{1}{2}(1 - \gamma^5)$ is the left handed chirality operator. The kinetic mixing ε , between Z' and SM gauge bosons is generated at the 1-loop level and is given by [66, 67]

$$\begin{aligned} \varepsilon &= -\frac{e g_{\mu-\tau}}{12\pi^2} \log \left(\frac{m_\tau^2}{m_\mu^2} \right) \\ &\simeq -\frac{g_{\mu-\tau}}{70}, \end{aligned} \quad (22)$$

with the electromagnetic current for all SM fermions represented by $\mathcal{J}_{EM}^\mu = \bar{f} \gamma^\mu f$. Although kinetic mixing induces a coupling of all other SM fermions to the Z' , these interactions are subdominant. We consider a DM χ charged under this symmetry, with $g_\chi \equiv Q_{\mu-\tau}^\chi g_{\mu-\tau}$ is the coupling of Z' to DM. We assume that DM is vector-like under this gauge symmetry such that the charge ($Q_{\mu-\tau}^\chi$) can differ from unity [68, 69]. For illustration, we focus on two benchmark DM scenarios (pseudo-Dirac fermion and complex scalar), in which the corresponding current is given by

$$\mathcal{J}_\chi^\mu = \begin{cases} \bar{\chi}_1 \gamma^\mu \chi_2 & \text{Pseudo-Dirac} \\ i\chi^* \partial^\mu \chi + c.c & \text{Complex Scalar.} \end{cases} \quad (23)$$

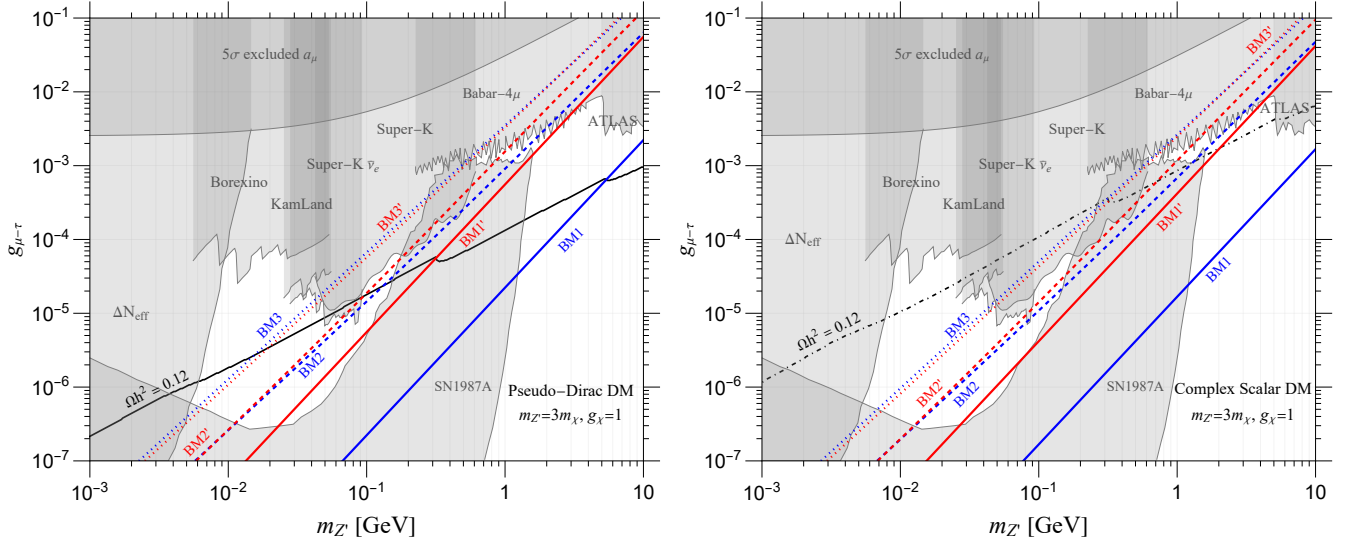


FIG. 4. Limits on the model parameters for energy-dependent scattering cross sections are shown for pseudo-Dirac dark matter (left panel) and complex scalar dark matter (right panel). In each panel, the black solid and dot-dashed curves indicate parameter values that reproduce the observed dark matter relic abundance with $\Omega h^2 = 0.12$ [70]. The colored curves show the constraints obtained from our stacking analysis for the different SMBH spike density benchmark models considered. The gray shaded regions denote existing bounds on the parameter space from complementary probes, including constraints from dark matter annihilation into neutrinos [69], as well as limits from early-Universe cosmology, astrophysical observations, and terrestrial accelerator searches for new gauge bosons in this class of models [67].

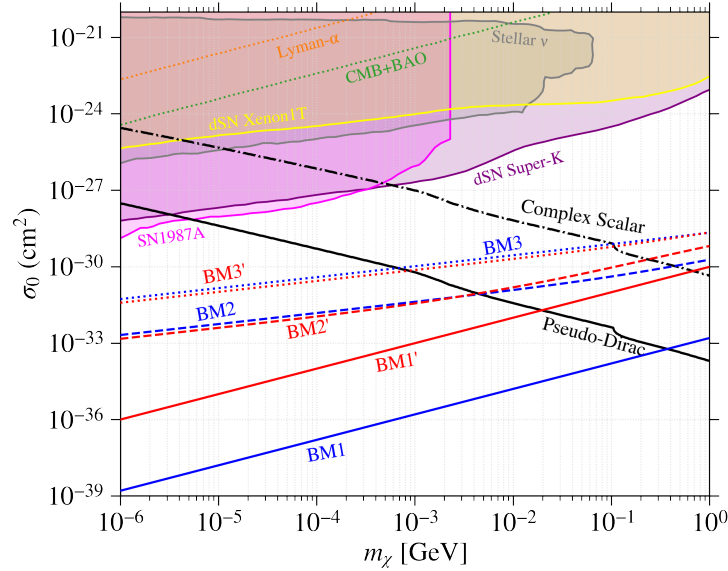


FIG. 5. Limits on the dark matter-neutrino scattering cross-section vs dark matter mass. We include the freeze-out relic density in our two dark matter scenarios of interest. We overlay our stacking analysis results for each benchmark model spike density model.

A. Dark Matter Relic Density

We consider thermal relic DM whose present-day abundance is set by the freeze-out mechanism. We focus on the regime $m_{Z'} > m_\chi$, with m_χ the DM mass, such that the dominant annihilation channel is $\bar{\chi}\chi \rightarrow \bar{f}f$. In both

model scenarios considered above, the corresponding annihilation cross-section (in terms of Mandelstam s), for

χ into $f = \mu, \tau$, is given by

$$\sigma_{ann}(s) = \frac{g_\chi^2 g_{\mu-\tau}^2}{12\pi s} \frac{\sqrt{s - 4m_f^2}(s + 2m_f^2)(s + 2m_\chi^2)}{(s - 4m_\chi^2)[(s - m_{Z'}^2)^2 + m_{Z'}^2 \Gamma_{Z'}^2]}, \quad (24)$$

where m_f is the SM fermion mass, and the total Z' decay width to μ and τ is given by

$$\Gamma_{Z'} = \frac{g_{\mu-\tau}^2 m_{Z'}}{12\pi} \left(1 + \frac{2m_f^2}{m_{Z'}^2}\right) \sqrt{1 - \frac{4m_f^2}{m_{Z'}^2}}. \quad (25)$$

The decay width into neutrinos is $\Gamma_{Z'} \simeq \frac{g_{\mu-\tau}^2 m_{Z'}}{24\pi}$. In the non-relativistic limit, the thermally averaged annihilation cross-section can be parametrized as $\langle \sigma_a v \rangle \equiv \sigma_a x^{-n}$ [68, 69, 71], where $x \equiv \frac{m_\chi}{T}$ is a parameter representing the temperature. The parameter n characterizes the dominant partial wave of the annihilation process: $n = 0$ for s-wave annihilation (as in the pseudo-Dirac scenario) and $n = 1$ for p-wave annihilation (as in the complex scalar case). Hence, the thermally averaged annihilation cross-section for both scenarios is generalized as

$$\sigma_a^f = \frac{g_{\mu-\tau}^2 g_\chi^2}{k\pi m_\chi^2} \frac{(2 + m_f^2/m_\chi^2) \sqrt{1 - m_f^2/m_\chi^2}}{[(4 - m_{Z'}^2/m_\chi^2)^2 + m_{Z'}^2 \Gamma_{Z'}^2/m_\chi^4]}, \quad (26)$$

and into neutrinos;

$$\sigma_a^\nu = \frac{g_{\mu-\tau}^2 g_\chi^2}{k\pi m_\chi^2} \frac{1}{[(4 - m_{Z'}^2/m_\chi^2)^2 + m_{Z'}^2 \Gamma_{Z'}^2/m_\chi^4]}, \quad (27)$$

with $\sigma_a = \sigma_a^f + \sigma_a^\nu$. We follow the freeze-out formalism in [69] and obtain the analytic approximation of the relic abundance of χ as

$$\Omega_\chi h^2 = 8.77 \times 10^{-11} \frac{l(n+1)x_f^{n+1} \text{GeV}^{-2}}{(g_{*,s}/\sqrt{g_*})\sigma_a}, \quad (28)$$

where $l = 2$ if DM has an antiparticle and $l = 1$ if it is its own antiparticle. $g_{*,s}$ and g_* are the entropic degrees of freedom and the relativistic degrees of freedom, respectively, with x_f the freeze-out temperature. For the models described above, the factors $(n, k, l) = (0, 2, 2)$ and $(1, 12, 2)$ for the pseudo-dirac and complex scalar models, respectively¹.

B. Dark matter - Neutrino Scattering

Neutrinos with energy E_ν can scatter off ambient DM, which we take to be at rest in the Galactic frame. These

¹ Adopting the precise treatment of [72], for our benchmark parameters, has a negligible impact on our results

interactions can modify the propagation of high-energy neutrinos leading to potentially observable effects in neutrino telescopes. Within the DM scenarios introduced above, the DM-neutrino scattering proceeds via exchange of the new gauge boson Z' . At leading order, the elastic scattering cross-section for pseudo-Dirac DM is given by

$$\sigma_{\chi\nu} = \frac{g_{\mu-\tau}^2 g_\chi^2}{32\pi E_\nu^2 m_\chi^2} \left[(m_{Z'}^2 + m_\chi^2 + 2E_\nu m_\chi) \log \left(\frac{m_{Z'}^2 (2E_\nu + m_\chi)}{m_\chi (4E_\nu^2 + m_{Z'}^2) + 2E_\nu m_{Z'}^2} \right) + 4E_\nu^2 \left(1 + \frac{m_\chi^2}{m_{Z'}^2} - \frac{2E_\nu (4E_\nu^2 m_\chi + E_\nu (m_\chi^2 + 2m_{Z'}^2) + m_\chi m_{Z'}^2)}{(2E_\nu + m_\chi)(m_\chi (4E_\nu^2 + m_{Z'}^2) + 2E_\nu m_{Z'}^2)} \right) \right]. \quad (29)$$

For complex scalar DM, the cross-section is given by

$$\sigma_{\chi\nu} = \frac{g_{\mu-\tau}^2 g_\chi^2}{16\pi E_\nu^2 m_\chi^2} \left[\frac{4E_\nu^2 m_\chi}{m_{Z'}^2} + (m_\chi + 2E_\nu) \log \left(\frac{m_{Z'}^2 (2E_\nu + m_\chi)}{m_\chi (4E_\nu^2 + m_{Z'}^2) + 2E_\nu m_{Z'}^2} \right) \right]. \quad (30)$$

Both cross-sections were obtained following the descrip-

tion in [3] and capture the full energy dependence of high energy neutrinos. However, they exhibit limiting behaviors, which are expressed as

$$\sigma_{\chi\nu} = \frac{g_{\mu-\tau}^2 g_\chi^2}{\kappa\pi m_{Z'}^2} \begin{cases} 1 & E_\nu \gg m_{Z'}/m_\chi \\ m_\chi E_\nu / m_{Z'}^2 & E_\nu \ll m_{Z'}/m_\chi, \end{cases} \quad (31)$$

where $\kappa = 8$ for the pseudo-Dirac DM and $\kappa = 4$ for the complex scalar DM². Equation (31) justifies our choices of $\sigma_{\chi\nu} = \sigma_0$ or $\sigma_{\chi\nu} \sim \sigma_0 E_\nu$, as assumed throughout the study and illustrated in Figs. 2 and 3.

In Fig. 4, we show the results of our stacking analysis overlaid on the $U(1)_{L_\mu-L_\tau}$ model parameter space, plotting the gauge coupling $g_{\mu-\tau}$ vs gauge boson mass $m_{Z'}$. On the left and right panels we showcase the results of the pseudo-Dirac fermion and complex scalar DM respectively, assuming $m_{Z'} = 3m_\chi$ and $g_\chi = 1$. The color lines represent our constraints incorporating the different spike density profiles after stacking the results from TXS 0506+056, PKS 1424+240, NGC 4151 and NGC 1068 (the blue dot-dashed line in each panel of Figs. 2 and 3). The solid blue and red lines represent the BM1 and BM1' models, respectively. The dashed lines correspond to the BM2 and BM2' models, while the dotted lines represent the BM3 and BM3' spike density models, respectively.

The gray shaded regions indicate constraints on the model from arising from various experimental and observational searches. The regions associated with the neutrino experiments (i.e. Borexino, KamLand, Super-K) correspond to parameter space in which galactic center DM annihilates into neutrinos; see [69] for further details. Constraints from early-universe cosmology, astrophysical observations and terrestrial probes, including the latest results from the muon g-2 measurements, are discussed in [67].

In this model DM can also interact with electrons or nucleons, via kinetic mixing. However, constraints from direct detection experiments on this space are relatively weak (due to the suppressed kinetic mixing) and are therefore not shown. For brevity, we also omit other existing model constraints that are subdominant compared to those presented here.

Finally, in the left panel, the black solid line denotes the DM relic density predicted by the pseudo-Dirac fermion model. In the right panel, the dot-dashed line shows the dark matter relic abundance in the complex scalar model. Within the parameter space shown, the IceCube stacking analysis assuming the BM1 spike density profile yields the most stringent constraints on the gauge coupling. In particular, it constrains a substantial portion of the relic density in the pseudo-Dirac fermion

scenario and effectively the entirety of the relic density-favored region in the complex scalar case.

Fig. 5 illustrates the impact of our stacking analysis on the DM parameter space, compared to other model independent bounds by recasting the thermal relic density in the σ_0 vs m_χ plane. The black solid and dot-dashed curves correspond to the pseudo-Dirac and complex scalar models respectively, with $m_{Z'} = 3m_\chi$ and $g_\chi = 1$. For illustration, we present the results in the limit $E_\nu \ll m_{Z'}/m_\chi$ corresponding to the energy dependent scattering cross-section scenario shown in Fig. 3. The color shaded regions indicate to the model-independent bounds as discussed above. Overall, we find that our particle physics model independent stacking analysis provides stringent constraints on the DM parameter space for the chosen benchmark parameters.

VII. DISCUSSION & CONCLUSIONS

We analyzed high energy astrophysical neutrino data from AGN and blazars, as observed by IceCube, to place constraints on the DM-neutrino scattering cross-section. In contrast to the current literature, where individual sources were analyzed and constraints derived from these, we perform a statistically robust stacking analysis in which we combine the results from 4 individual sources of extragalactic high energy neutrinos, namely TXS 0506+056, PKS 1424+240, NGC 4151 and NGC 1068.

Consistent with the literature, we perform our analysis for both a constant cross-section and a cross-section linearly dependent on the neutrino energy. For the constant cross-section, we find that the strongest constraint is $\sigma_0 \leq 8 \times 10^{-39} \text{ cm}^2$ at 90% CL for 1 keV DM mass derived from the stacking analysis for BM1 spike density profile. This result from the stacking analysis is dominated by NGC 1068 due to the largest observed number of events and expected large column density for this source. The benchmark model BM1, however, does not take into account effects such as gravitational scattering of DM with surrounding stars or self-annihilation of DM. These effects have been incorporated in other benchmark models BM1', BM2/3 and so on, and we found that our constraints on the DM-neutrino scattering cross-section are weaker for those models. Additionally, for those benchmark models, we found that the most stringent constraints on the DM-neutrino scattering cross-section come from sources with heavier SMBHs, making TXS 0506+056 and PKS 1424+240 particularly significant in this context.

In the energy-dependent cross-section scenario, we find that the most stringent constraint for spike profile BM1 arises from NGC 1068, yielding an upper limit of approximately $\sigma_0 \leq 10^{-39} \text{ cm}^2$ at 90% CL. This bound is stronger than that derived in the energy-independent (constant cross-section) case. In contrast, for density profiles with a nonzero $\langle \sigma_a v \rangle$ (i.e. BM2, BM2', BM3,

² We have verified that our calculations match the results of [3] up to a prefactor of $\frac{1}{2}$, which comes from the P_L operator in the $Z'-\nu$ coupling.

BM3'), the strongest constraint instead comes from TXS 0506+056. This can be attributed to the detection of the highest-energy neutrinos from this source (with energies up to ≈ 290 TeV), which enhances experimental sensitivity in the energy-dependent regime. Moreover, the constraints obtained from individual sources are further strengthened when performing a stacking analysis for each assumed DM density profile around SMBHs. Collectively, these results yield the most stringent constraints on the DM-neutrino scattering cross-section, in this scenario, to date.

ACKNOWLEDGMENTS

We thank Aaron Vincent, Gabrijela Zaharijas and Matteo Puel for helpful discussions. K.D. and S.R.

were partially supported by a National Research Foundation (NRF) of South Africa grant facilitated through the National Institute of Theoretical and Computational Sciences (NITheCS). GM is supported by the Natural Sciences and Engineering Research Council of Canada (NSERC). During the completion of this work, GM was also supported by the University of California Irvine, School of Physical Sciences visiting fellowship as well as the Aspen Center for Physics, which is supported by the National Science Foundation grant PHY-2210452.

Appendix A: Appendixes

Here we show the event distributions in the energy-dependent cross-section case (see Eq. (15)) for the four sources we considered in our analysis. The values for the constant A in Eq. (15) for these plots are 0.0091 (NGC 1068), 0.0114 (NGC 4151), 0.0056 (TXS 0506+056) and 0.0311 (PKS 1424+240).

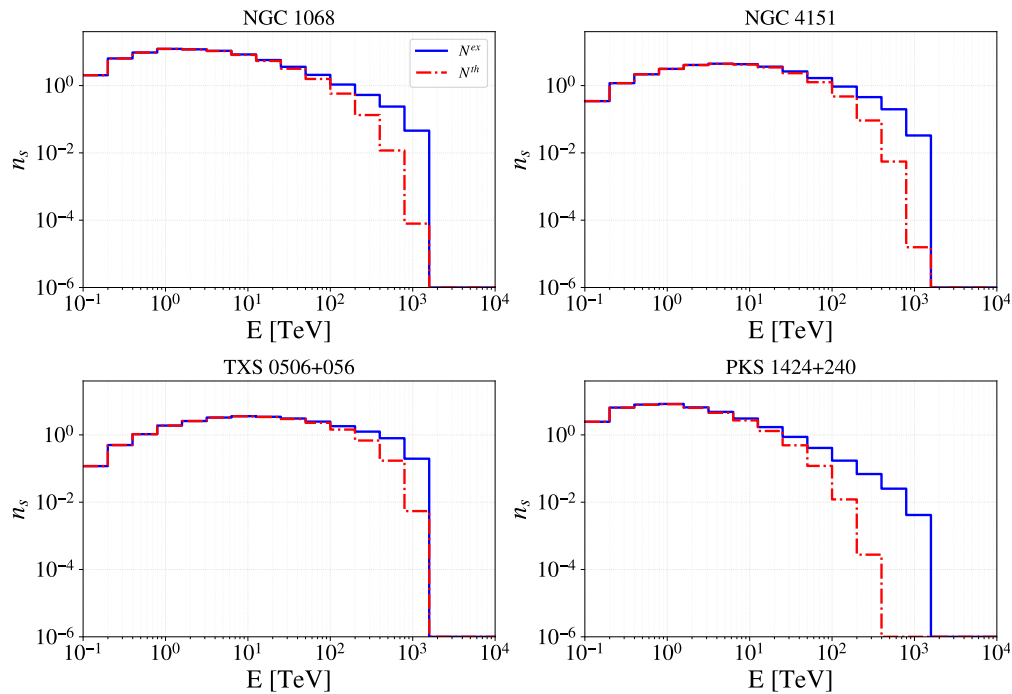


FIG. 6. Event distributions obtained from the IceCube data (blue-solid) and attenuated up to 90% CL (red-dotdashed).

[1] Gianfranco Bertone and Dan Hooper. History of dark matter. *Rev. Mod. Phys.*, 90(4):045002, 2018.

[2] Marco Cirelli, Alessandro Strumia, and Jure Zupan. Dark matter. *arXiv preprint arXiv:2406.01705*, 2024.

- [3] Carlos A. Argüelles, Ali Kheirandish, and Aaron C. Vincent. Imaging Galactic Dark Matter with High-Energy Cosmic Neutrinos. *Phys. Rev. Lett.*, 119(20):201801, 2017.
- [4] Ki-Young Choi, Jongkuk Kim, and Carsten Rott. Constraining dark matter-neutrino interactions with IceCube-170922A. *Phys. Rev. D*, 99(8):083018, 2019.
- [5] Deanna C. Hooper and Matteo Lucca. Hints of dark matter-neutrino interactions in Lyman- α data. *Phys. Rev. D*, 105(10):103504, 2022.
- [6] James M. Cline, Shan Gao, Fangyi Guo, Zhongan Lin, Shiyao Liu, Matteo Puel, Phillip Todd, and Tianzhuo Xiao. Blazar constraints on neutrino-dark matter scattering. *Phys. Rev. Lett.*, 130:091402, Feb 2023.
- [7] James M. Cline and Matteo Puel. Ngc 1068 constraints on neutrino-dark matter scattering. *Journal of Cosmology and Astroparticle Physics*, 2023(06):004, jun 2023.
- [8] Francesc Ferrer, Gonzalo Herrera, and Alejandro Ibarra. New constraints on the dark matter-neutrino and dark matter-photon scattering cross sections from txs 0506+056. *Journal of Cosmology and Astroparticle Physics*, 2023(05):057, 2023.
- [9] A Keivani, K Murase, M Petropoulou, DB Fox, SB Cenko, S Chaty, A Coleiro, JJ DeLaunay, S Dimitrakoudis, PA Evans, et al. A multimessenger picture of the flaring blazar txs 0506+056: implications for high-energy neutrino emission and cosmic-ray acceleration. *The Astrophysical Journal*, 864(1):84, 2018.
- [10] Anita Reimer, Markus Boettcher, and Sara Buson. Cascading Constraints from Neutrino-emitting Blazars: The Case of TXS 0506+056. *Astrophys. J.*, 881(1):46, 2019. [Erratum: *Astrophys. J.* 899, 168 (2020)].
- [11] Xavier Rodrigues, Shan Gao, Anatoli Fedynitch, Andrea Palladino, and Walter Winter. Leptohadronic Blazar Models Applied to the 2014–2015 Flare of TXS 0506+056. *Astrophys. J. Lett.*, 874(2):L29, 2019.
- [12] M. Cerruti, A. Zech, C. Boisson, G. Emery, S. Inoue, and J. P. Lenain. Leptohadronic single-zone models for the electromagnetic and neutrino emission of TXS 0506+056. *Mon. Not. Roy. Astron. Soc.*, 483(1):L12–L16, 2019. [Erratum: *Mon. Not. Roy. Astron. Soc.* 502, L21–L22 (2021)].
- [13] Yoshiyuki Inoue, Dmitry Khangulyan, Susumu Inoue, and Akihiro Doi. On high-energy particles in accretion disk coronae of supermassive black holes: Implications for mev gamma-rays and high-energy neutrinos from agn cores. *The Astrophysical Journal*, 880(1):40, jul 2019.
- [14] Saikat Das, Soebur Razzaque, and Nayantara Gupta. Cosmogenic gamma-ray and neutrino fluxes from blazars associated with IceCube events. *Astron. Astrophys.*, 658:L6, 2022.
- [15] Saikat Das, Nayantara Gupta, and Soebur Razzaque. Implications of multiwavelength spectrum on cosmic-ray acceleration in blazar TXS 0506+056. *Astron. Astrophys.*, 668:A146, 2022.
- [16] M. G. Aartsen et al. Multimessenger observations of a flaring blazar coincident with high-energy neutrino IceCube-170922A. *Science*, 361(6398):eaat1378, 2018.
- [17] M. G. Aartsen et al. Neutrino emission from the direction of the blazar TXS 0506+056 prior to the IceCube-170922A alert. *Science*, 361(6398):147–151, 2018.
- [18] IceCube Collaboration*†, R Abbasi, M Ackermann, J Adams, JA Aguilar, M Ahlers, M Ahrens, JM Alameddine, C Alispach, AA Alves Jr, et al. Evidence for neutrino emission from the nearby active galaxy ngc 1068. *Science*, 378(6619):538–543, 2022.
- [19] R Abbasi, M Ackermann, J Adams, SK Agarwalla, JA Aguilar, M Ahlers, JM Alameddine, NM Amin, K Andeen, C Argüelles, et al. Search for neutrino emission from hard x-ray agn with icecube. *The Astrophysical Journal*, 981(2):131, 2025.
- [20] R. Abbasi et al. Search for Multi-flare Neutrino Emissions in 10 yr of IceCube Data from a Catalog of Sources. *Astrophys. J. Lett.*, 920(2):L45, 2021.
- [21] R. Abbasi et al. Evidence for neutrino emission from the nearby active galaxy NGC 1068. *Science*, 378(6619):538–543, 2022.
- [22] R. Abbasi et al. Search for Neutrino Emission from Hard X-Ray AGN with IceCube. *Astrophys. J.*, 981(2):131, 2025.
- [23] Khushboo Dixit, Luis Salvador Miranda, and Soebur Razzaque. Searching for pseudo-dirac neutrinos from astrophysical sources in icecube data. *arXiv preprint arXiv:2406.06476*, 2024.
- [24] Julio F. Navarro, Carlos S. Frenk, and Simon D. M. White. The Structure of cold dark matter halos. *Astrophys. J.*, 462:563–575, 1996.
- [25] Andrey V. Kravtsov, Anatoly A. Klypin, and Alexei M. Khokhlov. Adaptive refinement tree: A New high resolution N body code for cosmological simulations. *Astrophys. J. Suppl.*, 111:73, 1997.
- [26] G. L. Bryan and M. L. Norman. Statistical properties of x-ray clusters: Analytic and numerical comparisons. *Astrophys. J.*, 495:80, 1998.
- [27] D. N. Spergel et al. Wilkinson Microwave Anisotropy Probe (WMAP) three year results: implications for cosmology. *Astrophys. J. Suppl.*, 170:377, 2007.
- [28] Paolo Gondolo and Joseph Silk. Dark matter annihilation at the galactic center. *Phys. Rev. Lett.*, 83:1719–1722, 1999.
- [29] HongSheng Zhao. Analytical models for galactic nuclei. *Mon. Not. Roy. Astron. Soc.*, 278:488–496, 1996.
- [30] Clément Stahl, Nicolas Mai, Benoit Famaey, Yohan Dubois, and Rodrigo Ibata. From inflation to dark matter halo profiles: the impact of primordial non-Gaussianities on the central density cusp. *JCAP*, 05:021, 2024.
- [31] David Merritt. Evolution of the dark matter distribution at the galactic center. *Phys. Rev. Lett.*, 92:201304, May 2004.
- [32] Oleg Y. Gnedin and Joel R. Primack. Dark matter profile in the galactic center. *Phys. Rev. Lett.*, 93:061302, Aug 2004.
- [33] David Merritt, Stefan Harfst, and Gianfranco Bertone. Collisionally regenerated dark matter structures in galactic nuclei. *Phys. Rev. D*, 75:043517, Feb 2007.
- [34] Stuart L. Shapiro and Douglas C. Hoggie. Effect of stars on the dark matter spike around a black hole: A tale of two treatments. *Phys. Rev. D*, 106:043018, Aug 2022.
- [35] Eugene Vasiliev and Maxim Zelnikov. Dark matter dynamics in Galactic center. *Phys. Rev. D*, 78:083506, 2008.
- [36] L. J. Greenhill, C. R. Gwinn, R. Antonucci, and R. Barvainis. VLBI imaging of water maser emission from the nuclear torus of ngc 1068. *Astrophys. J. Lett.*, 472:L21, 1996.
- [37] Misty C. Bentz, Peter R. Williams, and Tommaso Treu. The broad line region and black hole mass of ngc 4151. *The Astrophysical Journal*, 934(2):168, aug 2022.
- [38] P. Padovani, F. Oikonomou, M. Petropoulou, P. Giommi, and E. Resconi. TXS 0506+056, the first cosmic neutrino

- source, is not a BL Lac. *Mon. Not. Roy. Astron. Soc.*, 484(1):L104–L108, 2019.
- [39] M. Cerruti, W. Benbow, X. Chen, J. P. Dumm, L. F. Fortson, and K. Shahinyan. Luminous and high-frequency peaked blazars: the origin of the γ -ray emission from PKS 1424+240. *Astron. Astrophys.*, 606:A68, 2017.
- [40] Alessandro Granelli, Piero Ullio, and Jin-Wei Wang. Blazar-boosted dark matter at super-kamiokande. *Journal of Cosmology and Astroparticle Physics*, 2022(07):013, 2022.
- [41] Kohta Murase, Shigeo S. Kimura, and Peter Meszaros. Hidden Cores of Active Galactic Nuclei as the Origin of Medium-Energy Neutrinos: Critical Tests with the MeV Gamma-Ray Connection. *Phys. Rev. Lett.*, 125(1):011101, 2020.
- [42] Yoshiyuki Inoue, Dmitry Khangulyan, and Akihiro Doi. On the Origin of High-energy Neutrinos from NGC 1068: The Role of Nonthermal Coronal Activity. *Astrophys. J. Lett.*, 891(2):L33, 2020.
- [43] Yoshiyuki Inoue and Akihiro Doi. Detection of Coronal Magnetic Activity in Nearby Active Supermassive Black Holes. *Astrophys. J.*, 869(2):114, 2018.
- [44] Jack F. Gallimore, Stefi A. Baum, and Christopher P. O’Dea. The parsec-scale radio structure of ngc 1068 and the nature of the nuclear radio source. *Astrophys. J.*, 613:794–810, 2004.
- [45] Kohta Murase. Hidden Hearts of Neutrino Active Galaxies. *Astrophys. J. Lett.*, 941(1):L17, 2022.
- [46] Olmo Piana, Pratika Dayal, Marta Volonteri, and Tirthankar Roy Choudhury. The mass assembly of high-redshift black holes. *Monthly Notices of the Royal Astronomical Society*, 500(2):2146–2158, 10 2020.
- [47] Jean-Marc Hure. Origin of non-keplerian motions of masers in ngc 1068. *Astron. Astrophys.*, 395:L21–L24, 2002.
- [48] Giuseppe Lodato and G. Bertin. Non-Keplerian rotation in the nucleus of NGC 1068: Evidence for a massive accretion disk? *Astron. Astrophys.*, 398:517–524, 2003.
- [49] Jong-Hak Woo and C. Megan Urry. AGN black hole masses and bolometric luminosities. *Astrophys. J.*, 579:530–544, 2002.
- [50] Francesca Panessa, L. Bassani, M. Cappi, M. Dadina, X. Barcons, F. J. Carrera, L. C. Ho, and K. Iwasawa. On the X-ray, optical emission line and black hole mass properties of local Seyfert galaxies. *Astron. Astrophys.*, 455:173, 2006.
- [51] Christopher A. Onken, Monica Valluri, Jonathan S. Brown, Peter J. McGregor, Bradley M. Peterson, Misty C. Bentz, Laura Ferrarese, Richard W. Pogge, Marianne Vestergaard, Thaisa Storchi-Bergmann, and Rogemar A. Riffel. The Black Hole Mass of NGC 4151. II. Stellar Dynamical Measurement from Near-infrared Integral Field Spectroscopy. *Astrophys. J.*, 791(1):37, August 2014.
- [52] Mikhail Gorchtein, Stefano Profumo, and Lorenzo Ubaldi. Probing dark matter with active galactic nuclei jets. *Phys. Rev. D*, 82:083514, Oct 2010.
- [53] Laleh Sadeghian, Francesc Ferrer, and Clifford M. Will. Dark matter distributions around massive black holes: A general relativistic analysis. *Phys. Rev. D*, 88(6):063522, 2013.
- [54] Tiziana Di Matteo, Rupert A. C. Croft, Volker Springel, and Lars Hernquist. Black hole growth and activity in a lambda CDM universe. *Astrophys. J.*, 593:56–68, 2003.
- [55] Laura Ferrarese. Beyond the bulge: a fundamental relation between supermassive black holes and dark matter halos. *Astrophys. J.*, 578:90–97, 2002.
- [56] Maarten Baes, Pieter Buyle, George K. T. Hau, and Herwig Dejonghe. Observational evidence for a connection between supermassive black holes and dark matter haloes. *Mon. Not. Roy. Astron. Soc.*, 341:L44, 2003.
- [57] Aaron C. Vincent, Carlos A. Argüelles, and Ali Kheirandish. High-energy neutrino attenuation in the Earth and its associated uncertainties. *JCAP*, 11:012, 2017.
- [58] Yen-Hsun Lin, Wen-Hua Wu, Meng-Ru Wu, and Henry Tsz-King Wong. Searching for Afterglow: Light Dark Matter Boosted by Supernova Neutrinos. *Phys. Rev. Lett.*, 130(11):111002, 2023.
- [59] Yongsoo Jho, Jong-Chul Park, Seong Chan Park, and Po-Yan Tseng. Cosmic-Neutrino-Boosted Dark Matter (ν BDM). 1 2021.
- [60] Diptimoy Ghosh, Atanu Guha, and Divya Sachdeva. Exclusion limits on dark matter-neutrino scattering cross section. *Phys. Rev. D*, 105(10):103029, 2022.
- [61] Markus R. Mosbech, Celine Boehm, Steen Hannestad, Olga Mena, Julia Stadler, and Yvonne Y. Y. Wong. The full Boltzmann hierarchy for dark matter-massive neutrino interactions. *JCAP*, 03:066, 2021.
- [62] Steve Baker and Robert D Cousins. Clarification of the use of chi-square and likelihood functions in fits to histograms. *Nuclear Instruments and Methods in Physics Research*, 221(2):437–442, 1984.
- [63] Sargis Gasparyan, Damien Bégulé, and Narek Sahakyan. Time-dependent lepto-hadronic modelling of the emission from blazar jets with SOPRANO: the case of TXS 0506 + 056, 3HSP J095507.9 + 355101, and 3C 279. *Mon. Not. Roy. Astron. Soc.*, 509(2):2102–2121, 2021.
- [64] X. G. He, Girish C. Joshi, H. Lew, and R. R. Volkas. NEW Z-prime PHENOMENOLOGY. *Phys. Rev. D*, 43:22–24, 1991.
- [65] Xiao-Gang He, Girish C. Joshi, H. Lew, and R. R. Volkas. Simplest Z-prime model. *Phys. Rev. D*, 44:2118–2132, 1991.
- [66] Takeshi Araki, Shihori Hoshino, Toshihiko Ota, Joe Sato, and Takashi Shimomura. Detecting the $L_\mu - L_\tau$ gauge boson at Belle II. *Phys. Rev. D*, 95(5):055006, 2017.
- [67] Nicolás Bernal, Jacinto P. Neto, Javier Silva-Malpartida, and Farinaldo S. Queiroz. Enabling thermal dark matter within the vanilla L_μ - L_τ model. *Phys. Rev. D*, 112(7):075042, 2025.
- [68] Yonatan Kahn, Gordan Krnjaic, Nhan Tran, and Andrew Whitbeck. M^3 : a new muon missing momentum experiment to probe $(g - 2)_\mu$ and dark matter at Fermilab. *JHEP*, 09:153, 2018.
- [69] Matthew R. Buckley, Andrew Mastbaum, and Gopolang Mohlabeng. Directional neutrino searches for Galactic Center dark matter at large underground LArTPCs. *Phys. Rev. D*, 107(9):092006, 2023.
- [70] N. Aghanim et al. Planck 2018 results. VI. Cosmological parameters. *Astron. Astrophys.*, 641:A6, 2020. [Erratum: *Astron. Astrophys.* 652, C4 (2021)].
- [71] James D. Wells. Annihilation cross-sections for relic densities in the low velocity limit. 3 1994.
- [72] Gary Steigman, Basudeb Dasgupta, and John F. Beacom. Precise Relic WIMP Abundance and its Impact on Searches for Dark Matter Annihilation. *Phys. Rev. D*, 86:023506, 2012.

- [73] Kohta Murase and Ian M. Shoemaker. Neutrino Echoes from Multimessenger Transient Sources. *Phys. Rev. Lett.*, 123(24):241102, 2019.
- [74] Seth Koren. Neutrino – Dark Matter Scattering and Coincident Detections of UHE Neutrinos with EM Sources. *JCAP*, 09:013, 2019.
- [75] Adam McMullen, Aaron Vincent, Carlos Argüelles, and Austin Schneider. Dark matter neutrino scattering in the galactic centre with IceCube. *JINST*, 16(08):C08001, 2021.
- [76] Pierre Fayet, Dan Hooper, and Gunter Sigl. Constraints on light dark matter from core-collapse supernovae. *Phys. Rev. Lett.*, 96:211302, 2006.
- [77] Gianpiero Mangano, Alessandro Melchiorri, Paolo Serra, Asantha Cooray, and Marc Kamionkowski. Cosmological bounds on dark-matter-neutrino interactions. *Physical Review D—Particles, Fields, Gravitation, and Cosmology*, 74(4):043517, 2006.
- [78] Céline Boehm, Matthew J Dolan, and Christopher McCabe. A lower bound on the mass of cold thermal dark matter from planck. *Journal of Cosmology and Astroparticle Physics*, 2013(08):041, 2013.
- [79] Bridget Bertoni, Seyda Ipek, David McKeen, and Ann E. Nelson. Reducing cosmological small scale structure via a large dark matter-neutrino interaction: constraints and consequences. *arXiv e-prints*, page arXiv:1412.3113, December 2014.
- [80] Ryan J Wilkinson, Celine Boehm, and Julien Lesgourgues. Constraining dark matter-neutrino interactions using the cmb and large-scale structure. *Journal of Cosmology and Astroparticle Physics*, 2014(05):011, 2014.
- [81] Gianfranco Gentile, Chiara Tonini, and Paolo Salucci. Lambda CDM Halo Density Profiles: Where do actual halos converge to NFW ones? *Astron. Astrophys.*, 467:925–931, 2007.