

Non-Stationary Inventory Control with Lead Times

Nele H. Amiri

Operations Management Research Group, KU Leuven, nelehelena.thomsen@kuleuven.be

Sean R. Sinclair

Department of Industrial Engineering and Management Sciences, Northwestern University, sean.sinclair@northwestern.edu

Maximiliano Udenio

Operations Management Research Group, KU Leuven, maxi.udenio@kuleuven.be

We study non-stationary single-item, periodic-review inventory control problems in which the demand distribution is unknown and may change over time. We analyze how demand non-stationarity affects learning performance across inventory models, including systems with demand backlogging or lost-sales, both with and without lead times. For each setting, we propose an adaptive online algorithm that optimizes over the class of base-stock policies and establish performance guarantees in terms of dynamic regret relative to the optimal base-stock policy at each time step. Our results reveal a sharp separation across inventory models. In backlogging systems and lost-sales models with zero lead time, we show that it is possible to adapt to demand changes without incurring additional performance loss in stationary environments, even without prior knowledge of the demand distributions or the number of demand shifts. In contrast, for lost-sales systems with positive lead times, we establish weaker guarantees that reflect fundamental limitations imposed by delayed replenishment in combination with censored feedback. Our algorithms leverage the convexity and one-sided feedback structure of inventory costs to enable counterfactual policy evaluation despite demand censoring. We complement the theoretical analysis with simulation results showing that our methods significantly outperform existing benchmarks.

1. Introduction

Data-driven inventory control has transformed large-scale production and supply chain systems by enabling firms to integrate ever-larger streams of operational data into their replenishment decisions. While inventory control has always relied on historical data, traditional approaches have been largely limited to periodic analysis of restricted datasets to parameterize static policies. Leading retailers such as Amazon and Walmart now have the capability to process high-volume streams of operational data to dynamically update replenishment decisions, enabling them to improve demand forecasting, reduce stockouts and overstock, and accelerate fulfillment ([Amazon.com 2021, 2025](#), [Walmart Inc. 2025](#)).

Despite this, much of the theoretical foundation for inventory control continues to assume that demand follows a fixed, stationary distribution ([Zhang et al. 2020](#), [Yuan et al. 2021](#), [Agrawal and Jia 2022](#), [Chen et al. 2024](#)), an assumption that is often violated in modern supply chains, where both endogenous and exogenous factors cause structural breaks in demand. Such regime changes are difficult to anticipate, and even in hindsight it is often challenging to determine whether observed shifts are temporary or permanent. Moreover, these structural breaks vary widely in their origin, magnitude, and duration. For instance, US

online sales during the 2025 Thanksgiving holiday period reached \$44.2 billion, a 7.7% year-over-year increase, with Black Friday alone experiencing a 10.4% surge (Adobe 2025, Mastercard 2025). Exogenous shocks can lead to similarly severe changes. Tightening export controls imposed by China in 2025, for instance, resulted in 40% of European firms reporting delays in obtaining export licenses, prompting one in three to seek alternative sourcing options (European Union Chamber of Commerce in China 2025). These patterns illustrate the limitations of stationary demand models and highlight the need for adaptive inventory policies capable of responding to *unknown* repeated structural shifts in demand.

Under non-stationary demand, decision makers must continually adjust their replenishment policies while remaining robust to stochastic noise, and without knowing *if, when* or *how* the underlying demand distribution has shifted. This challenge is exacerbated by the fact that the frequency and magnitude of changes are typically unknown, precluding any ability to tune learning or adaptation rates in advance. The particularities of inventory systems introduce additional difficulties. Observations may be censored in lost-sales settings, dynamically coupled across periods through inventory carry-over, and delayed due to lead times. With lead times, inventory available today reflects replenishment decisions made under past demand conditions, yet it is consumed by demand from the current regime.

Much of the existing literature has focused on algorithms that perform optimally under stationary demand (Huh et al. 2009b, 2011, Yuan et al. 2021, Agrawal and Jia 2022, Chen et al. 2024), yet even infrequent deviations from stationarity can lead to substantial performance loss for such methods (Tunc et al. 2011). Recent work has started relaxing the stationarity assumption, but introduces other limitations. Some approaches assume that demand changes only infrequently (Chen 2021), or follows a known pattern (Gong and Simchi-Levi 2024). Others use forecast-based techniques, which separate prediction from control. These methods often degrade when historical data quickly becomes obsolete, and rarely provide strong performance guarantees (Theodorou et al. 2025). Furthermore, many approaches suffer from poor scalability, as they rely on problem formulations that assume discrete demand distributions, typically without lead time (Chen 2021, Cheung et al. 2023, Mao et al. 2025). Fundamentally, most existing approaches treat inventory control as a general *reinforcement learning (RL) problem*, without exploiting structural properties of inventory systems that could be leveraged for improved efficiency.

These considerations motivate our study on the implications of non-stationary demand. Specifically, we address the following research questions.

- *What is the performance cost of non-stationary demand in inventory control, and is it possible to achieve near-optimal rates without knowing the extent of non-stationarity in advance?*
- *How does the information structure induced by demand censoring determine the learnability gap between lost-sales and backlogging inventory models under non-stationarity?*
- *How do strictly positive lead times compound these challenges?*

1.1. Contributions

We study single-item, periodic-review inventory control problems with continuous and time-varying demand. The latter is modeled as piecewise stationary with a non-stationarity measure S which denotes the unknown number of stationary segments over a time horizon T . Our analysis covers systems with demand backlogging and lost-sales, both with or without a deterministic lead time L .

Difficulties of Inventory Optimization under Non-Stationarity. The primary challenge in non-stationary inventory control is the tension between *policy evaluation* and *change point detection*. Inventory carry-over and lead times couple costs over time, thus accurately estimating the cost of a given replenishment policy requires long runs under a fixed policy. At the same time, effective detection of demand shifts requires frequent experimentation with alternative policies, since otherwise, changes in performance can be confounded with sampling noise. We show that inventory systems under base-stock policies admit a powerful structural property that helps resolve this tension: a form of *counterfactual feedback*. Inspired by recent work on information-sharing structures in reinforcement learning (Zhang et al. 2025), we demonstrate that the cost of policies associated with a certain base-stock level can be inferred from trajectories generated under other base-stock levels, substantially reducing the need for explicit exploration (Lemma 3). Our analysis reveals how this information structure available to the learner depends sharply on demand censoring and lead times, and it forms the foundation of our algorithm design. By leveraging shared data across base-stock levels, our algorithms achieve reliable policy estimation and faster change point detection.

Regret Lower Bound. We begin establishing an $\Omega(\sqrt{ST})$ dynamic regret lower bound for non-stationary inventory control with zero lead time, measured against the optimal base-stock policy at each time step (Theorem 1). The bound holds even when the degree of non-stationarity S is known and applies to both lost-sales and backlogging models. Since this rate matches the minimax lower bounds for stationary settings (Lemma 7 and Zhang et al. (2020)), it shows that the need for adaptivity to switching demand does not increase the difficulty of learning in these settings when demand is effectively stationary.

Algorithms with Provably Near-Optimal Regret Guarantees. Building on the above-mentioned structural insights of base-stock policies, we develop online algorithms tailored to each inventory model. The algorithms optimize over the class of base-stock policies on the continuous interval $[0, U]$, given an upper bound on the optimal base-stock level U . These employ a common structure of successive elimination combined with restarts triggered by detected changes in the cost function, allowing them to adapt to unknown and abrupt demand shifts without requiring prior knowledge of the number of stationary segments S . For the proposed algorithms, we establish strong performance guarantees in terms of dynamic regret. These regret upper bounds exhibit a (sub-)linear dependence on the lead time, as well as on the size of the policy space $[0, U]$. See Table 1 for a summary of our results.

Setting	Reference	Demand	Non-Stat. Measure	Dynamic Regret
Backlogging $L \geq 0$	Gong and Simchi-Levi (2024) this paper	continuous	H	known $(L+1)UH^{5/2}T^{5/6}$
		continuous	S	unknown $(L+1)\sigma S^{1/2}T^{1/2}$
Lost-sales $L = 0$	Chen (2021)	discrete	S	unknown $ST^{1/2}$
		discrete	V	known $KV^{1/3}T^{2/3}$
	Cheung et al. (2023)	discrete	V	unknown $K^{7/6}V^{1/4}T^{3/4}$
		continuous	H	known $UH^{7/2}T^{1/2}$
Lost-sales $L > 0$	Gong and Simchi-Levi (2024) this paper	continuous	H	known $UH^{7/2}T^{1/2}$
		continuous	S	unknown $U^{3/2}S^{1/2}T^{1/2}$
Lost-sales $L > 0$	this paper	continuous	S	known $(L+1)^{2/3}US^{1/3}T^{2/3}$
			unknown	$(L+1)^{2/3}U \min\{ST^{2/3}, S^{1/2}T^{3/4}\}$

Table 1 Upper bounds on the dynamic regret (up to logarithmic factors) of non-stationary inventory control algorithms. Non-stationarity measures are the number of switches S , the variation budget V , and cycle length H . The time horizon is T , lead time L , and U and K are the inventory capacity (continuous demand) or the number of inventory levels (discrete demand), respectively. The variable σ^2 is the variance proxy for the sub-Gaussian demand distribution in the backlogging model.

- *Demand Backlogging.* In the backlogging model, counterfactual feedback yields a full-information structure, such that the cost of any base-stock level can be estimated from data collected under any other level. Exploiting this, we design NSIC-BL (Algorithm 1) and show that this algorithm attains dynamic regret $\tilde{O}((L+1)\sqrt{ST})$ (Theorem 2). This rate is near-optimal in both the non-stationarity measure S and time horizon T (Theorem 1), and notably is achieved without prior knowledge of S . In stationary settings when $S = 1$, this mimics existing guarantees (Lemma 7), highlighting that our algorithm is robust to non-stationarity while remaining near-optimal when demand is stationary.
- *Lost-Sales, $L = 0$.* In the lost-sales model with instantaneous replenishment, demand censoring yields left-sided counterfactual feedback, and data from a higher base-stock level can be used to evaluate any lower level. We present NSIC-LS (Algorithm 2) and prove that its dynamic regret scales as $\tilde{O}(U^{3/2}\sqrt{ST})$ (Theorem 3). This bound is again near-optimal in both T and unknown S (Theorem 1), and it matches the regret rate for the stationary problem (Zhang et al. 2020), again demonstrating robustness to non-stationarity at no cost to optimality when demand is stationary. This result improves upon existing methods with discrete demand (Chen 2021).
- *Lost-Sales, $L > 0$.* When demand censoring is combined with strictly positive lead times, the conditions under which counterfactual evaluation remains valid become more restrictive. We characterize these limitations and design NSIC-LSL (Algorithm 3), which leverages both convexity of the cost function and counterfactual feedback. When S is known, NSIC-LSL achieves dynamic regret $\tilde{O}((L+1)^{2/3}US^{1/3}T^{2/3})$, and $\tilde{O}((L+1)^{2/3}U \min\{ST^{2/3}, S^{1/2}T^{3/4}\})$ when S is unknown (Theorem 4). These are, to the best of our knowledge, the first regret guarantees for non-stationary lost-sales systems with positive lead times.

Our results reveal sharp separations in the learnability of non-stationary inventory systems and clarify the influence of lead times. In both the backlogging model and the lost-sales model with zero lead time,

the counterfactual feedback structure is rich enough that dynamic regret under non-stationarity matches benchmark rates from stationary problems. In essence, there is *no inherent penalty for adaptivity to regime changes if demand is stationary*, and *under non-stationarity, demand censoring or deterministic lead times alone do not increase the fundamental difficulty of learning*. In contrast, when lost-sales are combined with strictly positive lead times, our regret guarantees suggest that *censoring and delay interact to produce genuine information loss*. The $T^{2/3}$ -type regret of our algorithm (even when S is known), stands in stark contrast to the \sqrt{T} rate attainable for stationary lost-sales systems (Agarwal et al. 2011, Zhang et al. 2020).

Empirical Validation. Finally, we demonstrate the strong practical performance of our algorithms via extensive computational experiments. Specifically, we empirically investigate how performance depends on (i) lead time L , (ii) (knowledge of) the number of changes S , (iii) demand censoring, and (iv) the use of counterfactual feedback. We observe that our algorithms outperform strong benchmark methods, including baselines that have prior knowledge of the degree of non-stationarity or the change points.

Paper Organization. In the next section, we review the related literature. Our demand backlogging and lost-sales inventory control models are introduced in Section 3. Section 4 explores the difficulties of designing algorithms for these problems under non-stationary conditions and establishes the regret lower bound. Our algorithms and their theoretical regret guarantees are presented in Section 5. We demonstrate their numerical performance in the simulation experiments in Section 6, and conclude in Section 7.

2. Related Literature

We discuss the lines of research most closely related to the study of non-stationary online learning and its applications in inventory control. For more background, we refer the reader to the books Agarwal et al. (2019), Lattimore and Szepesvári (2020) for multi-armed bandits, and Sutton et al. (1998), Puterman (2014), Bertsekas (2019) for RL. Further details on inventory control models are in Porteus (1990), Zipkin (2000).

Non-Stationary Bandits. Multi-armed bandits provide a canonical model for the exploration-exploitation trade-off in sequential decision-making. Most works assume a stationary environment, in which the learner’s objective is to compete with the best fixed arm. In non-stationary settings, however, the learner aims to minimize dynamic regret, comparing their performance against the best time-varying sequence of arms. This requires algorithms to carefully balance exploiting historical data with discarding information that has become outdated due to changes in the reward function.

One major line of research focuses on *switching bandits*, where the costs of K arms may undergo abrupt changes, with at most S piecewise stationary segments over the horizon T (Garivier and Moulines 2011). Auer et al. (2002) show that any algorithm faces a dynamic regret of $\Omega(\sqrt{KST})$. Algorithms designed for switching bandits typically use either passive adaptation (through discounting or sliding windows) (Kocsis and Szepesvári 2006, Garivier and Moulines 2008), or active adaptation, combining stationary algorithms

with explicit change point detection (Hartland et al. 2007, Liu et al. 2018, Cao et al. 2019, Huang et al. 2025). Because the latter have shown better performance empirically (Peng and Papadimitriou 2024), the algorithms we propose follow an active-adaption paradigm. While most algorithms require prior knowledge of S , an important exception is Auer et al. (2019) who show that it is possible to attain the same regret without knowledge of the number of switches. The authors introduce ADSWITCH, an arm-elimination algorithm that judiciously triggers exploration among all suboptimal arms to balance the regret incurred by detection delay with that incurred by exploitation. Besson et al. (2022) obtain similar guarantees under a minimum separation condition on change points.

A second major framework quantifies non-stationarity using a total variation budget V , which measures the cumulative change of the cost of any arm and thus captures drifting environments in which changes occur gradually over time (Besbes et al. 2015). Besbes et al. (2014) show a minimax lower bound of $\Omega((KV)^{1/3}T^{2/3})$ and propose a near-optimal algorithm for the case of known V . Cheung et al. (2022) introduce an algorithm designed for unknown variation budgets which, however, achieves sub-optimal regret $\tilde{O}((KV)^{1/3}T^{2/3} + K^{1/4}T^{3/4})$. Other variants of non-stationary bandits include rotting, restless, and Brownian bandits (Levine et al. 2017, Whittle 1988, Seznec et al. 2020, Ortner et al. 2012, Slivkins and Upfal 2008).

When extending beyond finitely many arms, infinite-armed bandits impose additional structure such as Lipschitz continuity or convexity. For example, Nguyen et al. (2025) establish regret lower bounds for Lipschitz continuous cost functions. In online convex optimization, Besbes et al. (2015) show that strongly convex losses with first-order feedback admit regret on the order of \sqrt{VT} , while Wang (2025) prove that with only zeroth-order feedback or gradient feedback of convex functions the rate degrades to $\Omega(V^{1/3}T^{2/3})$. For general convex functions under zeroth-order feedback, algorithms typically achieve regret on the order of $T^{3/4}$ (Flaxman et al. 2004, Zhao et al. 2021). While these results apply to newsvendor problems with no inventory carry-over, they do not cleanly extend to the inventory control systems with dynamics we study.

Non-Stationary Reinforcement Learning. In reinforcement learning, the minimax regret lower bound for stationary, undiscounted reward Markov decision processes (MDPs) in the infinite horizon average cost setting is $\Omega(\sqrt{D_{\max}|S||\mathcal{A}|T})$, where D_{\max} denotes the maximum diameter of the MDP, and S and \mathcal{A} represent the state and action space, respectively (Auer et al. 2008). To handle non-stationarity, techniques similar to those in the bandit literature have been adapted to RL (Auer et al. 2008, Gajane et al. 2018, Ortner et al. 2020). A notable contribution is the algorithm of Cheung et al. (2023), similar to the bandit algorithm by Cheung et al. (2022), which attains $\tilde{O}(D_{\max}|S|^{2/3}|\mathcal{A}|^{1/2}V^{1/4}T^{3/4})$ regret, where V denotes the unknown variation budget in the reward and state transition function. They further establish the lower bound $\Omega(D_{\max}^{2/3}(|S||\mathcal{A}|V)^{1/3}T^{2/3})$, showing that non-stationary MDPs are fundamentally harder than their stationary counterparts. In the episodic RL setting, Mao et al. (2025) follows similar ideas and obtains $\tilde{O}((|S||\mathcal{A}|V)^{1/3}HT^{2/3} + (HT)^{3/4})$ regret, where H is the episode length. Wei and Luo (2021) introduce a

black-box approach that is near-optimal in the episodic setting, but requires access to either D_{\max} or the amount of variation when applied to the infinite horizon problem.

Beyond finite state and action spaces, [Domingues et al. \(2021\)](#) derive regret guarantees for non-stationary RL with Lipschitz continuous cost functions of $\tilde{O}(H^2 \min\{V^{1/3}(T/H)^{\frac{2d+2}{2d+3}}, V^{1/2}(T/H)^{\frac{2d+1}{2d+2}}\})$, where d is the covering dimension of the state-action space equipped with a metric, and the variation budget is known. This result naturally covers inventory control problems, but the dimension d is linear in the lead time, resulting in exponential dependence in contrast to the polynomial dependence we establish. Overall, existing approaches to non-stationary RL typically require either a known amount of non-stationarity, or finite state–action spaces. However, when applied to inventory control with positive lead times, the state space grows exponentially in the lead time.

Inventory Control with Non-Stationary Demand. Early work on inventory control under non-stationarity assumes that the demand process follows a specific parametric form, such as Markovian or autoregressive processes ([Sethi and Cheng 1997](#), [Graves 1999](#), [Treharne and Sox 2002](#)). A complementary stream adopts forecast-based frameworks, which serially apply time-series estimation techniques to inform subsequent replenishment decisions ([Cao and Shen 2019](#), [Ren et al. 2024](#)). These studies emphasize the tight interaction between demand forecasting methods and inventory control, showing how forecast bias, uncertainty, and model misspecification propagate into replenishment decisions under evolving demand patterns ([Strijbosch et al. 2011](#), [Goltsos et al. 2022](#), [Babai et al. 2025](#)). Recent contributions extend this using supervised and deep reinforcement learning methods to adapt policies directly from demand forecasts or other contextual information ([Dehaybe et al. 2024](#), [Temizöz et al. 2025](#)). Our work contributes to the literature on fully data-driven, non-parametric methods with performance guarantees.

Repeated Newsvendor Problem. The repeated newsvendor problem has been extensively studied as a benchmark for data-driven inventory control. Under stationary demand and lost-sales with zero lead time, [Huh et al. \(2009b\)](#), [Besbes and Muharremoglu \(2013\)](#) establish regret bounds of order \sqrt{T} , which improve to logarithmic rates under the assumption that the demand distribution has a continuous density uniformly bounded away from zero. Moving to non-stationary demand, [Keskin et al. \(2023\)](#) study continuous demand whose mean varies over time and is constrained by a quadratic variation budget B , and establish a regret lower bound of $\Omega(\sqrt{BT})$. Allowing for both gradual changes and abrupt demand shifts, [Chen et al. \(2025b\)](#) derive lower bounds of order $\Omega(V^{1/3}T^{2/3})$ and $\Omega(\sqrt{ST})$, even for settings with uncensored demand. Note that the newsvendor problem can be viewed as a bandit problem without state dynamics, unlike the problems we study.

Multi-Period Inventory Control. Beyond single-period settings, models with inventory carry-over have been studied extensively under stationary demand ([Huh et al. 2009b, 2011](#), [Yuan et al. 2021](#), [Ban 2020](#), [Chen et al. 2024](#)). In lost-sales models with either censored or uncensored demand, [Zhang et al. \(2020\)](#) show

that the static regret is lower bounded as $\Omega(\sqrt{T})$. Building on the stochastic convex optimization algorithm of Agarwal et al. (2011), Agrawal and Jia (2022) propose an online algorithm for lost-sales settings with a deterministic lead time L that achieves static regret $\tilde{O}((L+1)U\sqrt{T})$, where U is an upper bound on the optimal base-stock level. Notably, unlike RL-based approaches, this rate grows linearly with the lead time.

Several recent works extend these results to non-stationary demand. Gong and Simchi-Levi (2024) examine a multi-product backlogging model with cyclic demand, positive lead time, and fixed joint-ordering cost. Their proposed algorithm obtains a regret of $\tilde{O}((L+1)UH^{5/2}T^{5/6})$ where H is the known cycle length. For lost-sales problems with zero lead time, they design an algorithm which achieves $\tilde{O}(H^{7/2}UT^{1/2})$ regret.

The lost-sales problem of gradually changing discrete demand with zero lead time and fixed order cost is studied by Cheung et al. (2023). The authors propose a sliding window algorithm with confidence widening, which obtains a regret of $\tilde{O}(|S|V^{1/3}T^{2/3})$ where $|S|$ refers to the finite number of inventory levels, and the variation budget V is known. In a finite horizon formulation with episode length H , Mao et al. (2025) establish a near-optimal dynamic regret of $\tilde{O}((|S||\mathcal{A}|V)^{1/3}HT^{2/3})$ where \mathcal{A} is the finite set of feasible policies and V is known. Finally, Chen (2021) study inventory control under piecewise stationary discrete demand. While their algorithm nearly matches the $\Omega(\sqrt{T})$ lower bound, it relies on the assumption that the number of switches satisfies $S = O(\log(T))$, and it does not extend to higher rates of change, continuous demand distributions, or models with lead time. When the frequency of switches is higher, it suffers regret linear in S . Taken together, there are no methods that jointly address continuous demand with arbitrary shifts and positive lead times in an infinite horizon setting, highlighting a gap that motivates this work.

3. Problem Formulation

Technical Notation. In what follows, we use $[\cdot]^+ := \max\{\cdot, 0\}$. For any $s, t \in \mathbb{N}^2$ we set $[s, t] := \{s, \dots, t\}$ and $[t] := [1, t]$. Lastly, we use $\mathbb{P}_F(\cdot)$ and $\mathbb{E}_F[\cdot]$ respectively to denote the probability of an event and the expectation of a random variable when the underlying randomness has a distribution function F .

3.1. Model Setup

We consider a non-stationary variant of classical single-item, periodic-review inventory control problems (Huh et al. 2009a,b, Zhang et al. 2020, Agrawal and Jia 2022). A retailer is faced with making ordering decisions Q_t online over a period of steps $t = 1, \dots, T$. At the beginning of each step t , the inventory manager observes the current inventory level I_t before replenishment, as well as the L previous unfulfilled orders in the pipeline, denoted Q_{t-L}, \dots, Q_{t-1} . Here, the integer $L \in \mathbb{N}_0$ is the deterministic lead time, or delay in the number of steps between placing an order and receiving it. We set the initial inventory vector $(I_t, Q_{t-L}, \dots, Q_{t-1})$ at $t = 1$ to the zero vector. At the beginning of each step, the decision maker picks an order quantity Q_t to arrive at step $t + L$. Subsequently, the order placed L time steps earlier arrives. Next, an unobserved demand D_t is generated independently from an unknown, potentially time-varying,

distribution F_t with finite mean, and independent from the order decisions. Depending on whether we model backlogged systems or lost-sales, the next on-hand inventory level is given by

$$I_{t+1} = \begin{cases} I_t + Q_{t-L} - D_t & \text{backlogging} \\ [I_t + Q_{t-L} - D_t]^+ = I_t + Q_{t-L} - Y_t & \text{lost-sales,} \end{cases} \quad (1)$$

where $Y_t := \min\{I_t + Q_{t-L}, D_t\}$ is the quantity sold or backlogged in step t . Under demand backlogging, we see that I_{t+1} may be negative corresponding to unfulfilled orders. With lost-sales, unmet demand $[D_t - I_t - Q_{t-L}]^+$ is lost and censored, that is, only the sales Y_t are observed.

Any understocked inventory $[D_t - I_t - Q_{t-L}]^+$ incurs a cost with a known non-negative parameter b and leftover inventory $[I_t + Q_{t-L} - D_t]^+$ incurs holding costs with known non-negative parameter h . The immediate cost is the sum of holding and lost-sales cost. Due to demand censoring under lost-sales, the lost-sales cost is not observable. Therefore, following [Agrawal and Jia \(2022\)](#) we define the pseudo cost incurred in time step t via

$$\begin{aligned} C_t &= h \cdot [I_t + Q_{t-L} - D_t]^+ + b \cdot [D_t - I_t - Q_{t-L}]^+ - b \cdot D_t \\ &= h \cdot (I_t + Q_{t-L} - Y_t) - b \cdot Y_t. \end{aligned} \quad (2)$$

The excess inventory and sales in Eq. (2) are, as opposed to the lost-sales in the immediate cost function, always observed. We note that the true cost equals the pseudo cost up to an additive $b \cdot D_t$ factor, and hence has no impact on algorithm performance or the average cost function. We use this cost for theoretical analysis, but in the numerical results we present metrics measured on the true cost function.

Base-Stock Policies. The learning agent optimizes over time-varying base-stock policies, a well-known heuristic class which is asymptotically optimal under demand backlogging, and in lost-sales systems if the lead time is zero or the ratio of the lost-sales penalty parameter and the holding cost parameter goes to infinity ([Karlin 1958](#), [Scarf 1960](#), [Huh et al. 2009b](#)). At the beginning of each step t , the decision maker chooses a base-stock level τ_t . The order decision Q_t resulting from this brings the inventory position up to level τ_t , i.e., Q_t is the non-negative difference between τ_t and the inventory on-hand plus on-order (less backlogs). Hence we have that

$$Q_t = \left[\tau_t - I_t - \sum_{i=1}^L Q_{t-i} \right]^+.$$

Consequently, the inventory update is given by

$$(I_{t+1}, Q_{t-L+1}, \dots, Q_t) = \begin{cases} (I_t + Q_{t-L} - D_t, Q_{t-L+1}, \dots, Q_{t-1}, [\tau_t - I_t - \sum_{i=1}^L Q_{t-i}]^+) & \text{backlogging} \\ (I_t + Q_{t-L} - Y_t, Q_{t-L+1}, \dots, Q_{t-1}, [\tau_t - I_t - \sum_{i=1}^L Q_{t-i}]^+) & \text{lost-sales.} \end{cases} \quad (3)$$

We define the expected infinite horizon average cost for base-stock policy τ with demand sampled from distribution F_t as

$$\mu_t(\tau) = \mathbb{E}_{F_t} \left[\lim_{T \rightarrow \infty} \frac{1}{T} \sum_{t'=1}^T C_{t'}(\tau) \mid D \sim F_t, (I_1, Q_{1-L}, \dots, Q_0) = \mathbf{0} \right], \quad (4)$$

where we denote $C_{t'}(\tau)$ as the pseudo cost at time step t' when following base-stock policy τ . Agrawal and Jia (2022) show that the average pseudo cost differs from the true cost by $b \cdot \mathbb{E}_{D \sim F_t}[D]$, a quantity independent of the policy. Hence, in the following, we focus on the pseudo cost which we refer to as the (expected) cost function. We further use $\tau_t^* = \arg \min_{\tau \in [0, U]} \mu_t(\tau)$ to denote the optimal base-stock level when the demand distribution is F_t , and make the following assumptions on the demand distributions $(F_t)_{t \in [T]}$.

ASSUMPTION 1. For all $t \in [T]$ we have that

1. $\tau_t^* \in [0, U]$,
2. $F_t(0) > 0$,
3. Under lost-sales with $L > 0$, $\mathbb{E}_{F_t}[\inf\{t' \mid \sum_{i=1}^{t'} D_i \geq 1, D_i \sim F_t \forall i \in [t']\}] \leq \nu < \infty$,
4. Under demand backlogging, F_t are sub-Gaussian with variance proxy σ^2 .

The first condition is common in the literature, and can be imposed, for instance, by assuming that F_t is supported on $[0, U]$ for all t , or by adding appropriate mean and variance bounds on $(F_t)_{t \in [T]}$ (Agrawal and Jia 2022). The second condition is required for establishing that $\mu_t(\tau)$ is convex in τ for all $\tau \in [0, U]$ (Janakiraman and Roundy 2004). The third condition states that the expected number of realizations from F_t required for their sum to exceed one is upper bounded by a finite value ν . We use this in the analysis of the algorithm for the lost-sales setting with a positive lead time to ensure that we can switch from higher to lower base-stock levels in a constant number of time steps (Agrawal and Jia 2022, Gong and Simchi-Levi 2024). We emphasize, however, that the value of ν is not required to be known. When demand is backlogged, we assume the demand distribution is sub-Gaussian and an upper bound on the parameter σ given. This condition ensures that the inventory backlog does not grow without limit, and is necessary to ensure that our estimates of the average cost function are concentrated. This is a mild condition, satisfied by bounded demands and by most light-tailed distributions common in inventory models and applications.

Objective. We measure the performance of an online algorithm by its dynamic regret, the cumulative difference in the average cost of the base-stock policies employed versus the optimal base-stock policy in each time step for the specific demand distribution F_t .

DEFINITION 1 (DYNAMIC REGRET). The **dynamic regret** of a sequence of base-stock policies given by base-stock levels $(\tau_t)_{t \in [T]}$ with respect to the optimal sequence of base-stock policies is defined as

$$R(T) := \sum_{t=1}^T \left(\mu_t(\tau_t) - \min_{\tau \in [0, U]} \mu_t(\tau) \right).$$

This quantifies the difference between the expected cost incurred by the algorithm and that of the best sequence of base-stock policies, assuming knowledge of the demand distributions F_t in each time step.

Due to demand non-stationarity, regret upper bounds depend on the variation in the sequence of demand distributions F_t . For instance, consider a setting where F_t changes across each time step. Then there is no hope of achieving sublinear regret since the algorithm is unable to learn F_t . We model variations in the demand distribution as piecewise stationary, defined via the total number of changes in F_t .

DEFINITION 2 (NON-STATIONARITY MEASURE). The **total number of stationary time intervals** in the demand distribution over time horizon T is

$$S := 1 + \sum_{t=2}^T \mathbb{1}\{F_{t-1} \neq F_t\}.$$

Demand distributions, change points, and the total number of changes are unknown to the decision maker. The demand distributions can be considered as being selected by an oblivious adversary, while the demand itself is stochastic and follows their respective distributions.

This regime-switching model, as demonstrated in prior work such as [Chen \(2021\)](#), reflects the empirical reality that demand often remains stable over certain periods and changes abruptly due to, for instance, seasonal shifts, promotions, new product introductions, or external shocks ([Adobe 2025](#), [Mastercard 2025](#), [European Union Chamber of Commerce in China 2025](#)). Other works in non-stationary inventory control consider total variation measures V or constant known demand cycle lengths H ([Cheung et al. 2023](#), [Keskin et al. 2023](#), [Gong and Simchi-Levi 2024](#), [An et al. 2025](#), [Mao et al. 2025](#)). Since S provides a natural upper bound on both H and V , it is the most stringent metric and an interpretable proxy for the operational burden of non-stationarity.

3.2. Structure of Inventory Control Problems

In order to learn efficient replenishment policies in non-stationary environments, we must exploit the structures inherent to inventory control problems. Under Assumption 1 we establish that the system satisfies several properties regarding the cost functions $\mu_t(\tau)$ for all $t \in [T]$, the first of which is that the average cost function is Lipschitz continuous in the base-stock level τ .

LEMMA 1 (**Lipschitz Property**). *The function $\mu_t(\tau)$ is Lipschitz continuous in τ with factor $\max\{h, b\}$.*

The result for the lost-sales regime is derived in ([Agrawal and Jia 2022](#), Lemma 8). The proof of Lemma 1 for backlogging is stated in Appendix B.1. We will see in the design of our algorithms that we leverage the Lipschitz property by discretizing the *continuous* set of base-stock levels for practical implementation. The next lemma establishes that the average cost $\mu_t(\tau)$ is convex in the base-stock level τ .

LEMMA 2 (**Convexity**). *For any demand distribution F_t with $F_t(0) > 0$, the function $\mu_t(\tau)$ is convex in τ .*

In the backlogging model, convexity of the infinite horizon average cost follows directly from the piecewise linear form of the per-period cost in the base-stock level. Since each per-period cost is convex, the time average over i.i.d. demand converges to a convex limit. With lost-sales, [Janakiraman and Roundy \(2004, Theorem 12\)](#) show that the average cost function is convex under Assumption 1.2.

Existing work leveraging convexity in non-stationary settings requires access to richer feedback beyond zeroth-order information ([Besbes et al. 2015](#), [Lugosi et al. 2024](#), [Wang 2025](#)). The average cost depends, however, on an implicit, non-smooth distribution of inventory that changes discontinuously with the base-stock

level, making differentiation intractable. Importantly, inventory control problems have a unique advantage where the feedback structure contains side information that is richer than standard zeroth-order observations. As formalized in the following lemma, the cost associated with a given base-stock policy can be counterfactually inferred from trajectories generated under certain other base-stock policies, depending on the inventory model. This phenomenon has been leveraged for stationary RL settings by [Zhang et al. \(2025\)](#), and we extend their results to a sequence of time-varying base-stock levels as required in our analysis.

LEMMA 3 (Counterfactual Policy Evaluation). *Suppose $(\tau_{t'})_{t' \in [s, t]}$ is the sequence of base-stock levels implemented over a time interval $[s, t]$, and τ a fixed base-stock level. Let $(I_{t'}, Q_{t'-L}, \dots, Q_{t'-1})_{t' \in [s, t]}$ and $(I_{t'}^\tau, Q_{t'-L}^\tau, \dots, Q_{t'-1}^\tau)_{t' \in [s, t]}$ denote the sequences of inventory vectors collected from policies $(\tau_{t'})_{t' \in [s, t]}$ and τ , respectively, under a shared sequence of demands $(D_{t'})_{t' \in [s, t]}$. Then the costs $(C_{t'}(\tau))_{t' \in [s, t]}$ incurred by policy τ can be counterfactually evaluated in each of the following cases*

1. *Under demand backlogging, for any $\tau \in [0, U]$,*
2. *Under lost-sales if $L = 0$, for any $\tau \leq \tau_{t'} \forall t' \in [s, t]$, if $\max\{I_s, \tau\} \geq I_s^\tau$,*
3. *Under lost-sales if $L > 0$, for any $\tau \leq \tau_{t'} \forall t' \in [s, t]$, if the sequence $(\tau_{t'})_{t' \in [s, t]}$ is non-decreasing and*

$$I_s \geq I_s^\tau, \quad Q_{s-i} \geq Q_{s-i}^\tau \quad \forall i = 1, \dots, L, \quad \tau_s - \left(I_s + \sum_{i=1}^L Q_{s-i} \right) \geq \tau - \left(I_s^\tau + \sum_{i=1}^L Q_{s-i}^\tau \right) \geq 0.$$

We present the proof of Lemma 3 for lost-sales in Appendix B.2. In the backlog setting, Eq. (1) implies that demand realizations are always observed. Since the system's evolution under any base-stock policy is fully determined by the initial state and the demand sequence, this yields a full-feedback structure which enables counterfactual evaluation of any base-stock policy, even when the implemented policy varies over time. In lost-sales systems, higher base-stock levels dominate lower ones in on-hand inventory, enabling left-sided feedback that allows the sales and costs of lower policies to be inferred from data collected under higher policies despite demand censoring ([Gong and Simchi-Levi 2020](#), [Yuan et al. 2021](#), [Gong and Simchi-Levi 2024](#), [Zhang et al. 2025](#), [Chen et al. 2025a](#)). With positive lead times, however, valid counterfactual evaluation requires a non-decreasing base-stock level, which is highly restrictive. Under left-sided feedback, a large set of policies can be evaluated by starting from a high base-stock level and gradually reducing it as uncertainty declines. Any reduction forces an inventory reset to satisfy the initial state conditions, interrupting sample paths and degrading the statistical accuracy of cost estimates.

4. Challenges in Inventory Optimization under Non-Stationary Demand

Inventory systems admit counterfactual feedback that allows the costs of lower base-stock policies to be inferred from data collected under higher ones (Lemma 3), rendering successive elimination algorithms particularly effective under stationarity. In non-stationary settings, however, change detection requires monitoring policies outside the active set, which fundamentally conflicts with the elimination mechanism. This

section characterizes this tension and explains why adapting elimination-based methods to non-stationary inventory control is non-trivial.

Stationary Algorithms. Algorithms for learning optimal base-stock policies under stationary demand rely on accurate cost estimation and elimination of suboptimal policies using confidence bounds. Let the costs associated with a base-stock level $\tau \in [0, U]$ be observed over a contiguous time interval $[s, t - 1]$, either by directly sampling τ , or via the counterfactual feedback in Lemma 3. We estimate the expected asymptotic cost of τ based on these observations by

$$\hat{\mu}(\tau, s, t) := \frac{1}{t-s} \sum_{t'=s}^{t-1} C_{t'}(\tau). \quad (5)$$

The following lemma bounds the difference between the finite horizon average cost observed and the expected infinite horizon average cost.

LEMMA 4 (Concentration of Expected Empirical Cost and Expected Asymptotic Cost).

Let $[s, t - 1]$ be a stationary time interval and $\tau \in [0, U]$. Suppose that the (counterfactual) inventory position at time s with which costs for τ via Eq. (2) are computed satisfies $I_s + \sum_{i=1}^L Q_{s-i} \leq \tau$ and, if demand is backlogged, that $t - s \geq L$. Then for any $\delta > 0$ with probability at least $1 - \delta$ we have that

$$|\hat{\mu}(\tau, s, t) - \mu_s(\tau)| \leq b_{s,t}, \quad (6)$$

where $b_{s,t}$ denotes the confidence radius of the cost estimates obtained from observations in $[s, t - 1]$. In particular,

$$b_{s,t} = \begin{cases} H_{BL} \sqrt{\frac{2 \log(4(L+1)/\delta)}{t-s}} & \text{with } H_{BL} = 2\sqrt{2}\sigma \sqrt{(L+1)(Lh^2 + (h+b)^2(4L+5))} \text{ under backlogging} \\ H_{LS} \sqrt{\frac{2 \log(2/\delta)}{t-s}} & \text{with } H_{LS} = 72(L+3)U \max\{h, b\} \text{ under lost-sales.} \end{cases}$$

The proof for the lost-sales model is presented in (Agrawal and Jia 2022, Lemma 4), and the backlog case is proved in Appendix B.1. We note that, by Lemma 4, obtaining high-confidence cost estimates, and thereby sublinear regret, requires sufficiently many *consecutive* observations under a fixed policy.

Stationary successive elimination algorithms (Agrawal and Jia 2022, Zhang et al. 2025) maintain an *active set* \mathcal{A}_k of candidate base-stock levels that, with high probability, contains the optimum, and iteratively discard suboptimal levels across epochs. In epoch k , the *most informative* policy in the active set $\tau_k = \sup \mathcal{A}_k$ is executed to estimate the costs of all base-stock levels in \mathcal{A}_k (Lemma 3). After collecting enough samples, the algorithm updates the active set to form $\mathcal{A}_{k+1} \subseteq \mathcal{A}_k$ by retaining only those base-stock levels whose estimated costs are within the confidence radius of the empirical optimum implied by the concentration bounds in Lemma 4, and the process repeats in the next epoch.

Extension to Non-Stationary Algorithms. Non-stationarity introduces a competing objective beyond learning optimal base-stock levels within stationary segments. To achieve regret sublinear in both time and the number of changes, the algorithm must detect distribution shifts quickly and discard outdated data, while avoiding overly frequent reinitializations. Since the confidence bounds $b_{s,t}$ scale as $1/\sqrt{t-s}$ (Lemma 4), frequent resets shorten sample paths and therefore degrade estimation accuracy.

A standard approach combines a stationary learning algorithm with change point detection and restarting (Auer et al. 2019, Besson et al. 2022, Huang et al. 2025). After each round of data collection, the algorithm checks both whether suboptimal policies can be eliminated and whether a change has occurred. When a change is detected, all prior observations are discarded and the algorithm restarts. This requires monitoring the performance of all policies that could potentially become optimal, forcing occasional exploration of every policy, including those previously identified as suboptimal (Auer et al. 2019). In inventory control, this would translate to periodically sampling base-stock levels outside the current active set \mathcal{A}_k . Under demand backlogging, the feedback is full-information, and changes can be detected without any explicit exploration, since costs of all base-stock policies can be evaluated counterfactually.

Under lost-sales, however, counterfactual feedback is asymmetric, so explicit *forced exploration* of policies outside \mathcal{A}_k is necessary. Executing the most informative policy $\tau_k = \sup \mathcal{A}_k$ reveals costs only for lower base-stock levels, hence changes affecting levels larger than τ_k remain undetectable unless those policies are executed. Sampling the maximal level U exposes such changes and underlies our approach for lost-sales with zero lead time. In the presence of both demand censoring and lead times, this approach breaks down. Counterfactual evaluation is only valid along non-decreasing sequences of base-stock levels (Lemma 3), thus switching between τ_k and U interrupts the learning process. This requirement for sufficiently long runs of consecutive samples of non-decreasing base-stock levels creates a tension between estimation accuracy and exploration. As a result, without exploiting additional problem structure, any algorithm must either sacrifice fast detection, leading to delayed adaptation, or suffer from slow convergence to optimal policies.

Before introducing our algorithms, we establish the following lower bound on the regret of any learning algorithm for inventory control with zero lead time and switching demand, proved in Appendix C.

THEOREM 1. *The expected regret of any learning algorithm for the demand backlogging or the lost-sales model with zero lead time and $T \geq 5$ is lower bounded as $\mathbb{E}[R(T)] = \Omega(\sqrt{ST})$, even when S is known.*

This lower bound holds irrespective of whether the level of non-stationarity is known, and it also applies in the case of backlogging with positive lead time. Moreover, it matches the minimax lower bound established for the non-stationary multi-period newsvendor problem (Chen et al. 2025b, Theorem 3), which follows naturally from that for switching multi-armed bandits (Auer et al. 2002). This indicates that, in the absence of lead times, non-stationary inventory optimization in dynamic environments is no more difficult than the repeated newsvendor problem. Similar \sqrt{T} -type bounds appear in episodic lost-sales models with cyclic demand (Gong and Simchi-Levi 2024, Theorem 2) and in settings with discrete switching demand (Chen 2021, Theorem 1).

5. Algorithms for Non-Stationary Inventory Control

Our algorithms for non-stationary inventory control integrate four key components: (i) discretization of the policy space, (ii) an active-set elimination rule for sampling base-stock policies, (iii) a cost-estimation step for updating empirical performance of sets of policies using the feedback structure, and (iv) change point detection for triggering restarts. Together, these elements form a restarting-based approach that successively eliminates suboptimal base-stock levels and adaptively tracks the current optimal base-stock policy. Before specializing the algorithms to the inventory models considered here, we provide a high-level overview of each component.

High-Level Algorithm Structure. Our algorithms proceed in a hierarchical time structure consisting of *episodes* v and *epochs* k . Episodes correspond to intervals between detected change points in the demand distribution. Thus, each episode represents a period during which the environment is presumed stationary. At the start of a new episode, all historical data collected thus far is discarded, and learning restarts from a full candidate set of possibly optimal base-stock levels. Cost estimation and decision-making is thus performed solely based on the data collected in the current episode v , the first time step of which we denote as t_v . Within each episode, the algorithm advances through a sequence of epochs $k = 1, 2, \dots$, each defined by the base-stock level τ_v^k currently being implemented. We denote the initial time step of epoch k of episode v by $\alpha_{v,k}$, starting at $\alpha_{v,1} = t_v$.

Discretizing the Space of Base-Stock Levels. Since the set of base-stock levels $\tau \in [0, U]$ is continuous, we first discretize the policy space into a γ -Net of the set $[0, U]$.¹ By Lemma 1 the average cost function $\mu_t(\tau)$ is Lipschitz continuous, hence this discretization incurs at most $O(T\gamma)$ regret. We further note that the algorithm only needs to detect changes larger than γ in magnitude. The resulting discrete set of base-stock levels is

$$\mathcal{A}_\gamma := \{0, \gamma, 2\gamma, \dots, \lfloor U/\gamma \rfloor \gamma, U\}.$$

This serves as the candidate set of base-stock levels across all of the algorithms.

Active Set Elimination. At each episode v and epoch k the algorithm maintains an *active set* \mathcal{A}_v^k of near-optimal base-stock levels. At the start of a new episode v this is initialized to be the entire discrete set of base-stock levels $\mathcal{A}_v^1 = \mathcal{A}_\gamma$. However, across episodes the algorithm gradually refines this set by eliminating base-stock levels that appear statistically suboptimal. At a high level, all base-stock levels $\tau \in \mathcal{A}_v^k$ are removed from the current active set for which the estimated cost is significantly larger than the empirically lowest cost. The algorithm's *selection rule* is then to play the *most informative base-stock level* τ_v^k throughout epoch k of episode v , i.e.,

$$\tau_v^k = \sup \mathcal{A}_v^k. \tag{7}$$

Note that, at the start of a new episode when $\mathcal{A}_v^1 = \mathcal{A}_\gamma$, the selected base-stock level is set to be $\tau_v^1 = U$.

Updating Cost Estimates. Choosing the largest plausibly optimal base-stock level allows the algorithm to fully exploit the feedback structure established in Lemma 3. Specifically, from sampling the series of base-stock levels $(\tau_v^k)_{k \geq 1}$ in episode v , the cost estimates $\hat{\mu}(\tau, s, t)$ can be evaluated

1. Under backlogging, for all $\tau \in \mathcal{A}_\gamma$ and $s \geq t_v$, i.e., since the start of the current episode v ,
2. Under lost-sales if $L = 0$, for all $\tau \leq \tau_v^k$ and $s \geq t_v$, i.e., since the start of the current episode v ,
3. Under lost-sales if $L > 0$, for all $\tau \leq \tau_v^k$ and $s \geq \bar{\alpha}_{v,k} := \inf\{t \geq \alpha_{v,k} \mid I_t + \sum_{i=0}^L Q_{t-i} \leq \tau_v^k\}$, i.e., since the first time step after the most recent reduction of base-stock level in $\alpha_{v,k}$ at which the total inventory pipeline falls below τ_v^k .

To determine these counterfactual costs, we define an inventory vector $(I_t^\tau, Q_{t-L}^\tau, \dots, Q_{t-1}^\tau)$ for each base-stock level $\tau \in \mathcal{A}_\gamma$. When observing the demand D_t or the counterfactual sales $Y_t^\tau := \min\{I_t^\tau + Q_{t-L}^\tau, D_t\}$ under policy τ , the corresponding vector is updated according to Eq. (3), and the cost evaluated using Eq. (2).

Change Point Detection. While narrowing down the set of potentially optimal base-stock levels \mathcal{A}_v^k , the algorithm monitors for shifts in the underlying demand distribution. At each step, it checks whether the expected cost of any base-stock level has changed relative to previous subintervals within the current episode. Specifically, if the cost estimates across two time windows differ by more than a multiple of the confidence radii, the algorithm interprets this as evidence of a change point. Consequently, it terminates the current episode and initializes a new one, discarding all past data and restarting learning from the complete set of base-stock levels.

With this high-level description in hand, we turn to the specific algorithms developed for the different inventory settings, detailing how each instantiates these components under its respective feedback structure and system dynamics.

5.1. Demand Backlogging

In the setting where demand is fully backlogged, all unmet demand is carried over to subsequent periods, hence no sales are lost and the full realized demand is observed in every time step. This full-feedback property greatly simplifies learning since every base-stock level can be evaluated directly from the observed costs. We now describe how each component of the general framework is instantiated under this setting. See Algorithm 1 for the full algorithm pseudo code.

Active Set Elimination. At time step t in epoch k all base-stock levels $\tau \in \mathcal{A}_v^k$ are removed from the current active set for which there exists a time step $s \in [t_v, t]$ such that the estimated cost $\hat{\mu}(\tau, s, t)$ is significantly larger than the empirically lowest cost. More specifically, the active set in time step t in epoch $k + 1$ of episode v is defined as

$$\mathcal{A}_v^{k+1} = \mathcal{A}_v^k \setminus \left\{ \tau \in \mathcal{A}_v^k \mid \exists s \in [t_v, t] \text{ with } t - s \geq L : \hat{\mu}(\tau, s, t) - \min_{\tau' \in \mathcal{A}_\gamma} \hat{\mu}(\tau', s, t) > 4b_{s,t} \right\}. \quad (8)$$

Note that a new epoch is triggered whenever this condition is satisfied and a base-stock level is eliminated. Based on this, the algorithm selects the base-stock level $\tau_v^{k+1} = \sup \mathcal{A}_v^{k+1}$ to play across each time step in the new epoch.

REMARK 1. The algorithm does not necessarily need to play the *most informative* policy, and can instead select $\tau_v^{k+1} = \arg \min_{\tau \in \mathcal{A}_v^{k+1}} \hat{\mu}(\tau, t_v, \alpha_{v,k+1})$ since under demand backlogging all base-stock policies have the same informational value. We keep the selection rule in Eq. (7) for expository purposes.

Updating Cost Estimates. At the start of the algorithm, the counterfactual inventory states $(I_1^\tau, Q_{1-L}^\tau, \dots, Q_0^\tau)$ for all base-stock levels $\tau \in \mathcal{A}_\gamma$ are initialized to the zero vector. This guarantees that the conditions in Lemma 4 are satisfied, thereby enabling concentration of the empirical cost estimates $\hat{\mu}(\tau, s, t)$. Once initialized, the counterfactual states evolve deterministically according to the base-stock update rule in Eq. (3), driven by the realized demand sequence. Because the inventory position under any fixed base-stock policy never exceeds its corresponding base-stock level, the conditions of Lemma 4 continue to hold for all subsequent time steps.

Change Point Detection. At each step, our algorithm checks whether the expected cost of any base-stock level has shifted relative to earlier intervals in the current episode. We identify a change in $\mu_t(\tau)$ if for any $\tau \in \mathcal{A}_\gamma$ and any pair of time intervals $[s_1, s_2]$ and $[s, t]$ with $t_v \leq s_1 < s$ and $s_2 - s_1 \geq L$ as well as $t - s \geq L$ the confidence intervals around the cost estimates are separated. Specifically, if

$$|\hat{\mu}(\tau, s_1, s_2) - \hat{\mu}(\tau, s, t)| > b_{s_1, s_2} + b_{s, t} \quad (9)$$

we conclude that the cost function must have changed. All information collected is discarded and the elimination procedure restarts with the next episode. Indeed, if there was no change within time interval $[t_v, t]$, then inequality (9) and the concentration inequality (6) are mutually exclusive.²

To characterize the performance of NSIC-BL, we state the following regret guarantee, with the proof of Theorem 2 provided in Appendix D.2.

THEOREM 2. For any $\delta \in (0, 1)$, the dynamic regret of NSIC-BL (Algorithm 1) is upper bounded with probability at least $1 - \delta$ via

$$R(T) \leq 24H_{BL} \sqrt{ST \log(4(L+1)T^2U/\delta\gamma)} + (T\gamma + SLU) \max\{h, b\},$$

where $H_{BL} = 2\sqrt{2}\sigma\sqrt{(L+1)(Lh^2 + (h+b)^2(4L+5))}$. As a result, by setting $\gamma = O(T^{-1/2})$ we have $R(T) = \tilde{O}(\sigma(L+1)\sqrt{ST})$.

Notably, NSIC-BL achieves the regret guarantee in Theorem 2 without knowing the amount of non-stationarity S . The upper bound aligns, up to logarithmic factors, with the $\Omega(\sqrt{ST})$ lower bound (Theorem 1), and this rate cannot be improved even if the number of changes were known in advance. In particular, when

Algorithm 1 NSIC-BL: Non-Stationary Base-Stock Policy Optimization (Backlogging)

-
- 1: **Inputs:** Time horizon T , discretization parameter γ , cost parameters h and b , lead time L , upper bound on optimal base-stock levels U , upper bound on sub-Gaussian parameter σ , small probability δ
 - 2: **Initialize:** Discretize set of base-stock levels $\mathcal{A}_\gamma = \{0, \gamma, 2\gamma, \dots, \lfloor U/\gamma \rfloor \gamma, U\}$,
Set counterfactual states $(I_1^\tau, Q_{1-L}^\tau, \dots, Q_0^\tau) \leftarrow (0, \dots, 0) \forall \tau \in \mathcal{A}_\gamma$, episode count $v \leftarrow 0, t \leftarrow 1$
 - 3: **Start a new episode:**
 - 4: Episode count $v \leftarrow v + 1$, episode start time $t_v \leftarrow t$, epoch count $k \leftarrow 0$, active set $\mathcal{A}_v^1 \leftarrow \mathcal{A}_\gamma$
 - 5: **Start a new epoch:**
 - 6: Epoch count $k \leftarrow k + 1$ and $\tau_v^k \leftarrow \sup \mathcal{A}_v^k$
 - 7: **while** $t \leq T$ **do**
 - 8: Play base-stock policy τ_v^k by ordering $Q_t = [\tau_v^k - I_t - \sum_{i=1}^L Q_{t-i}]^+$
 - 9: Observe demand D_t and costs $C_t(\tau)$ for all $\tau \in \mathcal{A}_\gamma$ ▷ Updating Cost Estimates
 - 10: Update $(I_t^\tau, Q_{t-L}^\tau, \dots, Q_{t-1}^\tau) \forall \tau \in \mathcal{A}_\gamma$ by Eq. (3)
 - 11: **if** $t \geq t_v + L$ **then**
 - 12: **if** $\exists \tau \in \mathcal{A}_\gamma$ and s, s_1, s_2 with $t_v \leq s_1 < s$ s.t. $s_2 - s_1 \geq L, t - s \geq L$, and Eq. (9) holds **then**
 - 13: **Start a new episode** ▷ Change Point Detection
 - 14: **if** $\exists \tau \in \mathcal{A}_v^k$ and $s \in [t_v, t]$ with $t - s \geq L$ s.t. $\hat{\mu}(\tau, s, t) - \min_{\tau' \in \mathcal{A}_\gamma} \hat{\mu}(\tau', s, t) > 4b_{s,t}$ **then**
 - 15: Update \mathcal{A}_v^k by Eq. (8) ▷ Active Set Elimination
 - 16: **Start a new epoch**
-

$S = 1$, corresponding to the stationary setting, our bound reduces to $O(\sqrt{T})$, recovering the lower bound for stationary backlogging systems established in Lemma 7. Thus, the use of an adaptive algorithm in inventory systems with full backlogging incurs no loss in performance when demand is stationary, even in the presence of deterministic lead times. Since base-stock policies are optimal in this setting (Karlin 1958, Scarf 1960), the algorithm effectively learns the optimal policy. Finally, note that NSIC-BL does not leverage the convexity of the cost function and, due to the full-feedback structure, its regret exhibits no asymptotic dependence on the size of the policy space U .

5.2. Lost-Sales with Zero Lead Time

Next, we consider the lost-sales model with zero lead time. In this model, demand is censored, hence the system does not benefit from the full feedback structure available under demand backlogging. Nonetheless, the feedback remains significantly richer than the observation of only the realized cost, due to left-sided information (Lemma 3).

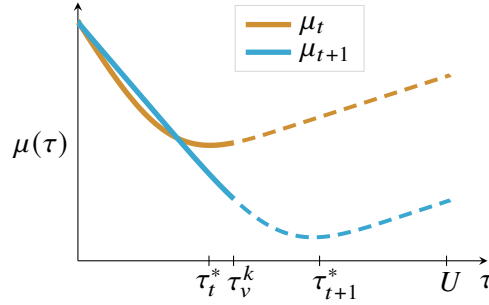


Figure 1 Illustration of the graphs of two expected cost functions, μ_t and μ_{t+1} , that are difficult to distinguish under the feedback structure of the lost-sales model. Under left-sided feedback, executing policy τ_v^k yields cost realizations only for policies $\tau \leq \tau_v^k$ (solid lines), but provides no information on any $\tau > \tau_v^k$ (dashed lines). Therefore, policies greater than τ_v^k need to be sampled to identify the change in the optimal base-stock level from $\tau_t^* \leq \tau_v^k$ to

$$\tau_{t+1}^* > \tau_v^k.$$

Active Set Elimination. The active set in time step t in epoch $k + 1$ of episode v is defined as

$$\mathcal{A}_v^{k+1} = \mathcal{A}_v^k \setminus \left\{ \tau \in \mathcal{A}_v^k \mid \exists s \in [t_v, t] : \hat{\mu}(\tau, s, t) - \min_{\substack{\tau' \in \mathcal{A}_v, \\ \tau' \leq \tau_v^k}} \hat{\mu}(\tau', s, t) > 6b_{s,t} \right\}. \quad (10)$$

Note that this is the same strategy (up to a constant) as the active set elimination rule in the demand backlog setting (Eq. (8)). Again, the algorithm selects the base-stock level $\tau_v^{k+1} = \sup \mathcal{A}_v^{k+1}$ to play across epoch $k + 1$ (Eq. (7)). For the base-stock levels $\tau > \tau_v^{k+1}$ that are eliminated at time t based on the realization of Eq. (10) by a previous time step $s \in [t_v, t]$ in episode v , the estimated mean and the estimated suboptimality gap that led to this eviction are recorded

$$\tilde{\mu}_v(\tau) := \hat{\mu}(\tau, s, t) \quad \text{and} \quad \tilde{\Delta}_v(\tau) := \hat{\mu}(\tau, s, t) - \min_{\substack{\tau' \in \mathcal{A}_v, \\ \tau' \leq \tau_v^k}} \hat{\mu}(\tau', s, t).$$

The gathered information about eliminated base-stock levels is used to monitor for changes among these discarded policies.

The core difficulty in the lost-sales setting with left-sided information is change detection, which requires collecting sufficient subsequent samples at base-stock levels that have already been removed from the active set. Obtaining these observations may incur high regret each time these policies are selected. This challenge is illustrated in Figure 1, which shows the graphs of two cost functions, before and after a change at time $t + 1$, with τ_t^* and τ_{t+1}^* denoting their respective optima. The average cost of all policies $\tau \leq \tau_v^k$ changes only slightly. Hence, by sampling τ_v^k and approaching the old optimum τ_t^* , it becomes increasingly difficult to detect the shift in the optima from $\tau_t^* \leq \tau_v^k$ to $\tau_{t+1}^* > \tau_v^k$ receiving only feedback for policies $\tau \leq \tau_v^k$.

The example highlights the necessity of occasionally sampling base-stock levels greater than τ_v^k to avoid missing changes in the optimal base-stock level under censored feedback. NSIC-LS (Algorithm 2) employs a forced exploration schedule inspired by the ADSWITCH algorithm (Auer et al. 2019). It leverages side

information to selectively target exploration, rather than sampling suboptimal base-stock levels uniformly. In particular, the algorithm selects only the most informative policy U , which provides feedback that can be used to infer costs across the entire policy set. The exploration schedule introduces a count N for *sampling obligations* for base-stock level U . At each time step in episode v , with probability $p_i = \varepsilon_i \sqrt{v/UT \log(2T^2U/\delta\gamma)}$, the algorithm increments N by $n_i = \lceil 2 \log(2T^2U/\delta\gamma)/\varepsilon_i^2 \rceil$, which is sufficient to detect a potential change of size at least $\varepsilon_i = 2^{-i}$ for $1 \leq i \leq \log_2(1/\gamma)$. Whenever N is positive, base-stock level U is sampled and the count N is decremented by one. This mechanism ensures the algorithm continues to gather sufficient subsequent full-feedback samples. See Auer et al. (2019) for more details on how the exploration rate is selected.

Updating Cost Estimates. At the start at $t = 1$, we initialize the counterfactual inventory I_1^τ for each $\tau \in \mathcal{A}_\gamma$ to zero. In the following time steps, the stock levels evolve according to the base-stock update Equation (3). We have two sets of base-stock policies we need to maintain estimates for, policies $\tau \leq \tau_v^k$ and policies $\tau > \tau_v^k$. For the first, we update the counterfactual inventory levels and observe costs in each time step, regardless of which level $\tau_t \geq \tau_v^k$ is selected. Base-stock policies greater than τ_v^k are updated only when $\tau_t = U$ because only in these time steps the counterfactual sales Y_t^τ for $\tau > \tau_v^k$ are obtained.

Note that for fixed base-stock policies with instantaneous replenishment the condition $I_t^\tau \leq \tau$ is always maintained for $\tau \leq \tau_t$. This ensures we can invoke Lemma 3 and determine counterfactual costs via Eq. (2) for evaluating all policies $\tau \leq \tau_t$. Moreover, we can apply Lemma 4 and obtain concentration of the empirical cost estimates $\hat{\mu}(\tau, s, t)$ for stationary intervals $[s, t]$ (for policies $\tau > \tau_v^k$ with $[s, t]$ being a subset of a sampling block for base-stock level U).

Change Point Detection. Similar to Eq. (9) we identify changes in the costs of base-stock levels $\tau \leq \tau_v^k$ in episode v by testing if for a pair of time intervals $[s_1, s_2]$ and $[s, t]$ with $t_v \leq s_1 < s$ it holds that

$$|\hat{\mu}(\tau, s_1, s_2) - \hat{\mu}(\tau, s, t)| > b_{s_1, s_2} + b_{s, t}. \quad (11)$$

Changes in the costs of previously discarded base-stock levels $\tau > \tau_v^k$ are identified if that level might have become optimal through the condition

$$|\hat{\mu}(\tau, s, t) - \tilde{\mu}_v(\tau)| > \tilde{\Delta}_v(\tau)/4 + b_{s, t} \quad (12)$$

for any $t_v \leq s < t$ such that $\tau_{t'} = U$ for all $t' \in [s, t]$.

Theorem 3 quantifies the regret performance of the NSIC-LS algorithm.

THEOREM 3. *The expected dynamic regret of NSIC-LS (Algorithm 2) is upper bounded via*

$$\mathbb{E}[R(T)] < (1 - \delta) \left(\left(\frac{2456}{15} + \left(\frac{64}{3} + 384 \max\{h, b\} \right) \sqrt{U} + \frac{256 \log_2(1/\gamma)}{7\sqrt{U}} \right) H_{LS} \sqrt{ST \log(2T^2U/\delta\gamma)} \right)$$

Algorithm 2 NSIC-LS: Non-Stationary Base-Stock Policy Optimization (Lost-Sales, Lead Time $L = 0$)

-
- 1: **Inputs:** Time horizon T , discretization parameter γ , cost parameters h and b ,
upper bound on optimal base-stock levels U , small probability δ
 - 2: **Initialize:** Discretize set of base-stock levels $\mathcal{A}_\gamma = \{0, \gamma, 2\gamma, \dots, \lfloor U/\gamma \rfloor \gamma, U\}$,
Set counterfactual inventory levels $I_1^\tau \leftarrow 0 \forall \tau \in \mathcal{A}_\gamma$, episode count $v \leftarrow 0$, $t \leftarrow 1$, $N \leftarrow 0$
 - 3: **Start a new episode:**
 - 4: Episode count $v \leftarrow v + 1$, episode start time $t_v \leftarrow t$, epoch count $k \leftarrow 0$, active set $\mathcal{A}_v^1 \leftarrow \mathcal{A}_\gamma$
 - 5: **Start a new epoch:**
 - 6: Epoch count $k \leftarrow k + 1$ and $\tau_v^k \leftarrow \sup \mathcal{A}_v^k$
 - 7: **while** $t \leq T$ **do**
 - 8: **for** all $i \geq 1$ with $\varepsilon_i = 2^{-i} \geq \max\{\gamma, \tilde{\Delta}_v(U)/16H_{LS}\}$ with prob. $2^{-i} \sqrt{\frac{v}{UT \log(2T^2 U/\delta\gamma)}}$ **do**
 - 9: $N \leftarrow N + \lceil 2^{2i+1} \log(2T^2 U/\delta\gamma) \rceil$ ▷ Sampling Obligations for Policy U
 - 10: **if** $N \geq 1$ **then** $\tau_t \leftarrow U$ and $N \leftarrow N - 1$
 - 11: **else** $\tau_t \leftarrow \tau_v^k$
 - 12: Play base-stock policy τ_t by ordering $Q_t = [\tau_t - I_t]^+$
 - 13: Observe sales Y_t^τ and costs $C_t(\tau)$ for all $\tau \leq \tau_t$ ▷ Updating Cost Estimates
 - 14: Update $I_t^\tau \forall \tau \leq \tau_t$ by Eq. (3)
 - 15: **if** $\exists \tau \leq \tau_v^k$ and s, s_1, s_2 with $t_v \leq s_1 < s$ s.t. Eq. (11) holds ▷ Change Point Detection
 - 16: or $\exists \tau > \tau_v^k$ and $t_v \leq s \leq t$ s.t. Eq. (12) holds **then Start a new episode**
 - 17: **if** $\exists \tau \in \mathcal{A}_v^k$ and $s \in [t_v, t]$ s.t. $\hat{\mu}(\tau, s, t) - \min_{\tau' \in \mathcal{A}_\gamma, \tau' \leq \tau_v^k} \hat{\mu}(\tau', s, t) > 6b_{s,t}$ **then**
 - 18: Update \mathcal{A}_v^k by Eq. (10) ▷ Active Set Elimination
 - 19: Record $\tilde{\mu}_v(\tau)$ and $\tilde{\Delta}_v(\tau) \forall \tau \in \mathcal{A}_v^k \setminus \mathcal{A}_v^{k+1}$
 - 20: **if** $\tau_v^{k+1} \neq \tau_v^k$ **then Start a new epoch**
-

$$+ \frac{64}{3} H_{LS} S + T\gamma \max\{h, b\} \Big) + \delta T U \max\{h, b\},$$

where $H_{LS} = 216U \max\{h, b\}$ and $\delta \in (0, 1)$. As a result, by setting $\gamma = O(T^{-1/2})$ and $\delta = \Theta(T^{-2})$ we have $\mathbb{E}[R(T)] = \tilde{O}(U^{3/2} \sqrt{ST})$.

The proof of Theorem 3 is given in Appendix D.3. With an optimal discretization, the regret bound matches, up to logarithmic factors, the $\Omega(\sqrt{ST})$ minimax lower bound, and this rate cannot be improved even when S is known (Theorem 1). In particular, when $S = 1$, it recovers the $\Omega(\sqrt{T})$ lower bound on the static regret for zero-lead time lost-sales inventory systems with stationary demand (Zhang et al. 2020, Proposition 1), improving upon the $\Omega(T^{2/3})$ bound for general continuum-armed bandits (Kleinberg 2004, Theorem 4.2). Since base-stock policies are optimal in lost-sales systems with zero lead time (Scarf 1960), the algorithm

learns the optimal policy. These comparisons establish that NSIC-LS is order-optimal under both stationary and non-stationary demand. Moreover, in view of the $\Omega(\sqrt{ST})$ bound established for switching multi-armed bandits (Auer et al. 2002), this result demonstrates that the deliberate exploitation of left-sided feedback offsets the complexity introduced by continuous and non-stationary demand, and inventory carry-over across time steps. Unlike existing approaches (Chen 2021), NSIC-LS requires no restrictions on the degree of non-stationarity, or on the discreteness of the demand space.

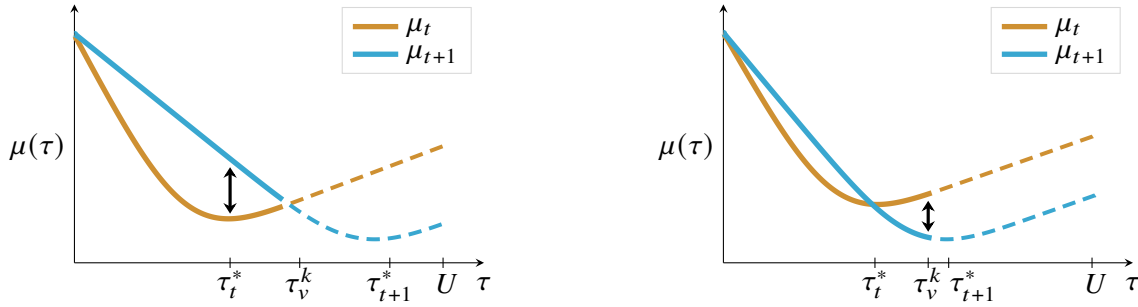
Finally, we find that learning with censored feedback requires a substantially more sophisticated method than the uncensored setting, yet the same order of regret remains achievable. In light of Theorems 1 and 2, we conclude that in the absence of lead time, non-stationarity does not impede learnability, even when combined with demand censoring and an unknown frequency of change.

5.3. Lost-Sales with Positive Lead Time

Lastly, we extend the preceding analysis to positive lead times. In the lost-sales model with instantaneous replenishment we were able to occasionally switch between policy τ_v^k and exploratory policy U to obtain full-feedback samples required for change detection. With a positive lead time, however, we can only infer counterfactual costs as long as the policy played is non-decreasing (Lemma 3). This implies two constraints, on the update frequency of base-stock level τ_v^k , and the capacity to occasionally explore levels larger than τ_v^k , since both involve downward switches of the policy pursued.

In fact, with lead time the conditions for left-sided feedback do not allow any *explicit* exploration, even when sampling only a single eliminated base-stock level occasionally. In NSIC-LS, the required frequency of switches between base-stock levels τ_v^k and U is of order \sqrt{T} (see bound on $R_{2,1}(T)$ in Appendix D.3). To illustrate how this affects the regret if the sample path of cost observations is interrupted after every decrease in policy, let an episode be of length T and consist of \sqrt{T} epochs of length \sqrt{T} each. Then, the regret solely of time steps when τ_v^k is sampled is $\sqrt{T} \sum_{t=1}^{\sqrt{T}} b_{1,t} = \tilde{O}(1) \cdot \sqrt{T} \sum_{t=1}^{\sqrt{T}} \sqrt{1/t} = \tilde{O}(T^{3/4})$. This shows that in this setting forced exploration for change detection is incompatible with maintaining algorithmic efficiency.

To overcome this, we leverage side information in combination with convexity as a form of *implicit* exploration. Crucially, we only need to change our change point detection strategy for changes after which the new optimal base-stock level is larger than τ_v^k . All other changes can be detected quickly by comparing cost observations of both old and new optimum, which are gathered while implementing base-stock policy τ_v^k . Due to convexity of the cost function, it is possible to obtain the missing *right-sided* information about whether a change in the cost function has caused the optimal base-stock level to be larger than τ_v^k , without ever sampling a level greater than τ_v^k . We exploit the left-sided feedback for estimation as before, and convexity together with left-sided feedback for change detection. Specifically, we make use of the following observation about convex functions, verified in Appendix B.3 and illustrated in Figure 2.



(a) If $\mu_t(\tau_v^k) = \mu_{t+1}(\tau_v^k)$, then $\mu_t(\tau_t^*) \neq \mu_{t+1}(\tau_t^*)$. (b) If $\mu_t(\tau_t^*) = \mu_{t+1}(\tau_t^*)$, then $\mu_t(\tau_v^k) \neq \mu_{t+1}(\tau_v^k)$.

Figure 2 The graphs of two convex functions μ_t and μ_{t+1} , before and after a change. Their minima shift from τ_t^* to τ_{t+1}^* , with $\tau_t^* < \tau_v^k < \tau_{t+1}^*$. By convexity, the function values cannot coincide at both points τ_t^* and τ_v^k . We can exploit this property because the costs of both policies are observed (solid lines), as opposed to policies $\tau > \tau_v^k$ (dashed lines).

Fact 1 Suppose τ_t^* and τ_{t+1}^* are the minima of two cost functions μ_t and μ_{t+1} , respectively, with $\tau_t^* < \tau_{t+1}^*$. Then, there do not exist τ_1, τ_2 satisfying $\tau_t^* \leq \tau_1 < \tau_2 \leq \tau_{t+1}^*$ for which $\mu_t(\tau_1) = \mu_{t+1}(\tau_1)$ and $\mu_t(\tau_2) = \mu_{t+1}(\tau_2)$.

This leads to a useful simplification for detecting upward shifts in the optimal base-stock level. In order to determine whether $\tau_t^* < \tau_v^k < \tau_{t+1}^*$, it suffices to perform a change point check using only cost observations at base-stock levels $\tau \leq \tau_v^k$. These cost observations are directly available from left-sided feedback. A statistically significant difference between $\mu_t(\tau_t^*)$ and $\mu_{t+1}(\tau_t^*)$, or between $\mu_t(\tau_v^k)$ and $\mu_{t+1}(\tau_v^k)$, is then enough to certify that a change has occurred.

However, as illustrated in Fig. 1, change detection may become difficult if the difference in costs is only marginal for all $\tau \leq \tau_v^k$. For such cases, we need to ensure that old and new function values are sufficiently different at least at base-stock level τ_v^k . This, in turn, requires that τ_v^k is not chosen too close to the optimal base-stock level τ_t^* , since otherwise high-confidence detection of changes in the underlying cost function may become impossible. Because we cannot rely on strong convexity of the cost function to guarantee such separation, we need to enforce a minimum suboptimality gap of order γ at τ_v^k .

Active Set Elimination. To implement these insights into the algorithm, we introduce an additional condition on the elimination rule for the active set. Let $\bar{\alpha}_{v,k} := \inf\{t \geq \alpha_{v,k} \mid I_t + \sum_{i=0}^L Q_{t-i} \leq \tau_v^k\}$ be the first time step after the start of epoch k in episode v in which the sum of inventory on-hand and in transit is at most τ_v^k . The active set is updated according to

$$\mathcal{A}_v^{k+1} = \mathcal{A}_v^k \setminus \left\{ \tau \in \mathcal{A}_v^k \left| \begin{array}{l} \exists s \in [\bar{\alpha}_{v,k}, t] : \hat{\mu}(\tau, s, t) - \min_{\tau' \in \mathcal{A}_v, \tau' \leq \tau_v^k} \hat{\mu}(\tau', s, t) > 4b_{s,t}, \\ \hat{\mu}(\tau - \gamma, \bar{\alpha}_{v,k}, t) - \min_{\tau' \in \mathcal{A}_v, \tau' \leq \tau_v^k} \hat{\mu}(\tau', \bar{\alpha}_{v,k}, t) > 2b_{\bar{\alpha}_{v,k},t} + \max\{h, b\}\gamma \end{array} \right. \right\}. \quad (13)$$

We refer to the first inequality in Eq. (13) as the *elimination condition*

$$\hat{\mu}(\tau, s, t) - \min_{\substack{\tau' \in \mathcal{A}_v, \\ \tau' \leq \tau_v^k}} \hat{\mu}(\tau', s, t) > 4b_{s,t} \text{ for some } s \in [\bar{\alpha}_{v,k}, t]. \quad (14)$$

The second condition in Eq. (13) guarantees a minimum estimated suboptimality gap of the base-stock level in \mathcal{A}_γ that is the next-smaller level relative to the one being eliminated. In particular, when applied to the smallest eliminated level that exceeds all levels in \mathcal{A}_v^{k+1} , it enforces that the largest base-stock remaining in the active set $\tau = \sup \mathcal{A}_v^{k+1}$ satisfies the *separation condition*

$$\hat{\mu}(\tau, \bar{\alpha}_{v,k}, t) - \min_{\substack{\tau' \in \mathcal{A}_\gamma, \\ \tau' \leq \tau_v^k}} \hat{\mu}(\tau', \bar{\alpha}_{v,k}, t) > 2b_{\bar{\alpha}_{v,k}, t} + \max\{h, b\}\gamma. \quad (15)$$

The base-stock policy implemented throughout epoch $k + 1$ is, following Eq. (7), the largest base-stock level in the active set $\tau_v^{k+1} = \sup \mathcal{A}_v^{k+1}$.

Updating Cost Estimates. By Lemma 3 we can counterfactually obtain cost estimates $\hat{\mu}(\tau, s, t)$ for all policies $\tau \leq \tau_v^k$ over intervals $[s, t]$ within an epoch k , provided that $I_s + \sum_{i=1}^L Q_{s-i} \leq \tau_v^k$ and the counterfactual states at time s satisfy the conditions of Lemma 3. This is satisfied in the first time step at $t = 1$ when the inventory vector is the zero vector and all counterfactual vectors are initialized as the zero vectors as well. In the following, the inventory states for all policies $\tau \leq \tau_v^k$ evolve according to the base-stock update Equation (3), with costs determined by Eq. (2) (see line 9 and line 10 of Algorithm 3).

At the start of each epoch $k > 1$ within an episode v , inventory is reduced from a total of τ_v^{k-1} to the new target base-stock level τ_v^k . The data collected in these intermediate steps $\alpha_{v,k}, \dots, \bar{\alpha}_{v,k} - 1$ is not used for estimation. From time $\bar{\alpha}_{v,k}$ the condition $I_{\bar{\alpha}_{v,k}} + \sum_{i=1}^L Q_{\bar{\alpha}_{v,k}-i} \leq \tau_v^k$ is satisfied. In this time step the counterfactual inventory states are reset in line 11 of Algorithm 3 to state vectors that satisfy the conditions for left-sided feedback stated in Lemma 3. For a given factual inventory vector $(I_t, Q_{t-L}, \dots, Q_t)$ with $\tau_v^k \geq I_t + \sum_{i=1}^L Q_{t-i}$ and any $\tau \leq \tau_v^k$, these conditions are, for instance, satisfied by the counterfactual inventory vector defined by

$$I_t^\tau = \min\{\tau, I_t\}, \quad Q_{t-L}^\tau = \min\left\{Q_{t-L}, \tau - I_t^\tau\right\}, \quad Q_{t-i}^\tau = \min\left\{Q_{t-i}, \tau - \left(I_t^\tau + \sum_{j=i+1}^L Q_{t-j}^\tau\right)\right\}, i = L-1, \dots, 1. \quad (16)$$

For all subsequent time steps in the epoch $\bar{\alpha}_{v,k} + 1, \dots, \alpha_{v,k+1} - 1$ base-stock level τ_v^k is constant, and the conditions in Lemma 3 remain to be satisfied. Lastly, note that the same condition $\tau \geq I_{\bar{\alpha}_{v,k}}^\tau + \sum_{i=1}^L Q_{\bar{\alpha}_{v,k}-i}^\tau$ ensures we obtain concentration of the empirical cost estimates $\hat{\mu}(\tau, s, t)$ for all policies $\tau \leq \tau_v^k$ and stationary intervals $[s, t] \subseteq [\bar{\alpha}_{v,k}, \alpha_{v,k+1} - 1]$ (Lemma 4).

Change Point Detection. We identify a change at time t in an epoch k of episode v by testing

$$|\hat{\mu}(\tau, s_1, s_2) - \hat{\mu}(\tau, s, t)| > b_{s_1, s_2} + b_{s, t} \quad (17)$$

for all base-stock levels $\tau \leq \tau_v^k$ and all combinations of time steps s_1, s_2 and s with $\bar{\alpha}_{v,k} \leq s_1 < s < t$ and $[s_1, s_2]$ being a subinterval of any epoch at most k in episode v .

Algorithm 3 NSIC-LSL: Non-Stationary Base-Stock Policy Optimization (Lost-Sales, Lead Time $L > 0$)

-
- 1: **Inputs:** Time horizon T , discretization parameter γ , cost parameters h and b , lead time L ,
upper bound on optimal base-stock levels U , small probability δ
 - 2: **Initialize:** Discretize set of base-stock levels $\mathcal{A}_\gamma = \{0, \gamma, 2\gamma, \dots, \lfloor U/\gamma \rfloor \gamma, U\}$,
Set counterfactual states $(I_1^\tau, Q_{1-L}^\tau, \dots, Q_0^\tau) \leftarrow (0, \dots, 0) \forall \tau \in \mathcal{A}_\gamma, v \leftarrow 0, t \leftarrow 1$
 - 3: **Start a new episode:**
 - 4: Episode count $v \leftarrow v + 1$, episode start time $t_v \leftarrow t$, epoch count $k \leftarrow 0$, active set $\mathcal{A}_v^1 \leftarrow \mathcal{A}_\gamma$
 - 5: **Start a new epoch:**
 - 6: Epoch count $k \leftarrow k + 1$ and $\tau_v^k \leftarrow \sup \mathcal{A}_v^k$
 - 7: **while** $t \leq T$ **do**
 - 8: Play base-stock policy τ_v^k by ordering $Q_t = [\tau_v^k - I_t - \sum_{i=1}^L Q_{t-i}]^+$
 - 9: Observe sales Y_t^τ and costs $C_t(\tau)$ for all $\tau \leq \tau_v^k$ ▷ Updating Cost Estimates
 - 10: Update $(I_t^\tau, Q_{t-L}^\tau, \dots, Q_{t-1}^\tau) \forall \tau \leq \tau_v^k$ by Eq. (3)
 - 11: **if** $t = \bar{\alpha}_{v,k}$ **then** Reset $(I_t^\tau, Q_{t-L}^\tau, \dots, Q_{t-1}^\tau) \forall \tau \in \mathcal{A}_\gamma$ to Eq. (16)
 - 12: **if** $\exists \tau \leq \tau_v^k$ and s, s_1, s_2 with $\bar{\alpha}_{v,k} \leq s_1 < s < t$ and $[s_1, s_2] \subseteq [\bar{\alpha}_{v,k}, \alpha_{v,k'+1} - 1]$
for a $k' \leq k$ s.t. Eq. (17) holds **then** Start a new episode ▷ Change Point Detection
 - 14: **if** $\exists \tau \in \mathcal{A}_v^k$ and $s \in [\bar{\alpha}_{v,k}, t]$ s.t. $\hat{\mu}(\tau, s, t) - \min_{\tau' \in \mathcal{A}_\gamma, \tau' \leq \tau_v^k} \hat{\mu}(\tau', s, t) > 4b_{s,t}$ and
 $\hat{\mu}(\tau - \gamma, \bar{\alpha}_{v,k}, t) - \min_{\tau' \in \mathcal{A}_\gamma, \tau' \leq \tau_v^k} \hat{\mu}(\tau', \bar{\alpha}_{v,k}, t) > 2b_{\bar{\alpha}_{v,k},t} + \max\{h, b\}\gamma$ **then**
 - 15: Update \mathcal{A}_v^k by Eq. (13) ▷ Active Set Elimination
 - 16: **if** $\tau_v^{k+1} \neq \tau_v^k$ **then** Start a new epoch
-

REMARK 2. As mentioned by Auer et al. (2019), the time complexity for checking change point condition (9), (11) or (17) in step t is $O(t^3/\gamma)$ and can be reduced to $O(\log(T)^2/\gamma)$ per time step by only checking intervals of a certain minimal length. We further emphasize that these computations can be done in parallel. For NSIC-LSL it is even sufficient to apply the change point detection check to only $\tau = \tau_v^k$ and $\tau = \arg \min_{\tau' \in \mathcal{A}_\gamma, \tau' \leq \tau_v^k} \hat{\mu}(\tau', \bar{\alpha}_{v,k}, t)$, rather than all $\tau \leq \tau_v^k$. If Eq. (17) is not satisfied by any of these two base-stock levels, then there could have been a change but, with high probability, we still have that $\tau_t^* \leq \tau_v^k$ and a restart is not necessary.

The following theorem establishes the regret bound for our algorithm in the non-stationary lost-sales setting with strictly positive lead time, thereby extending existing theory to this previously uncharacterized regime.

THEOREM 4. The expected dynamic regret of NSIC-LSL (Algorithm 3) is upper bounded via

$$\mathbb{E}[R(T)] < (1 - \delta) \left(24H_{LS} \sqrt{ST \log\left(\frac{2T^2 U}{\delta \gamma}\right) \left(\frac{U}{\gamma} + 2\right)} + \frac{16H_{LS} U}{\gamma} \min \left\{ \sqrt{ST \log\left(\frac{2T^2 U}{\delta \gamma}\right)}, \frac{8H_{LS} S \log\left(\frac{2T^2 U}{\delta \gamma}\right)}{\max\{h, b\}\gamma} \right\} \right)$$

$$+ \left(3T\gamma + LSU\lceil U/\gamma \rceil + SU^2\nu \right) \max\{h, b\} \Big) + \delta TU \max\{h, b\},$$

where $H_{LS} = 72(L+3)U \max\{h, b\}$ and $\delta \in (0, 1)$. As a result, by setting $\delta = \Theta(T^{-2})$ and $\gamma = \Theta(U(L+1)^{2/3}T^{-1/4})$ or $\gamma = \Theta(U(L+1)^{2/3}T^{-1/3})$, we have that $\mathbb{E}[R(T)] = \tilde{O}(U(L+1)^{2/3} \min\{S^{1/2}T^{3/4}, ST^{2/3}\})$. Moreover, if S is known, we obtain an upper bound of $\tilde{O}(U(L+1)^{2/3}S^{1/3}T^{2/3})$ by setting $\gamma = \Theta(U(L+1)^{2/3}S^{1/3}T^{-1/3})$.

The proof of Theorem 4 is given in Appendix D.4. It remains an open question whether the regret rates stated in Theorem 4 are optimal with respect to S and T . Nonetheless, applying the $\Omega(V^{1/3}T^{2/3})$ lower bound for drifting multi-armed bandits from Besbes et al. (2014) with a variation budget $V = \Theta(S)$ suggests near-optimality for the case when S is known. Moreover, recent minimax lower bounds for drifting linear bandits (Cheung et al. 2022, Theorem 1) and MDPs (Zhou et al. 2020, Theorem 1 & 2), for non-stationary Lipschitz bandits (Nguyen et al. 2025, Theorem 1), and the lower bound for undiscounted non-stationary MDPs by Mao et al. (2025, Proposition 1) exhibit this same scaling. Furthermore, if the $T^{2/3}$ -type bound cannot be improved, then the $\tilde{O}(\min\{S^{1/2}T^{3/4}, ST^{2/3}\})$ regret when S is unknown is likewise near-optimal with respect to T . Note further that, although not central to our results, when tuning the discretization parameter optimally, the regret scales even sublinear in the lead time, further improving over the linear rate achieved by Agrawal and Jia (2022).

Comparing these results with Theorem 3 and the $\Omega(\sqrt{T})$ lower bound for stationary demand settings (Zhang et al. 2020, Proposition 1) together with the $\tilde{O}((L+1)\sqrt{T})$ upper bound obtained by stationary algorithms (Agrawal and Jia 2022, Zhang et al. 2025), we observe that demand censoring leads to a learning loss under non-stationarity only when coupled with lead time. Moreover, only in this setting, knowledge of the degree of non-stationarity confers an informational advantage for our algorithm.

6. Experimental Study

We evaluate the proposed algorithms through a series of computational experiments. See Appendix E for further details on the simulation setup and results. The implementation is available at <https://github.com/NeleAmiri/nonstationary-inventory.git>.

6.1. Benchmark Algorithms and Performance Metrics

We evaluate our proposed algorithms, NSIC-BL, NSIC-LS, and NSIC-LSL (without tuning the discretization parameter based on S), relative to the following algorithms from the literature. The first two benchmark algorithms are designed for non-stationary inventory control in lost-sales settings with discrete demand. Accordingly, demand realizations are projected to the nearest integer.

- LAIS: Learning Algorithm For Inventory Control With Shifting Demand (Chen 2021), which is tailored to problems with zero lead time and switching demand with $S = O(\log(T))$.

- **SWUCRL2-CW**: Sliding Window Upper Confidence Bound For Reinforcement Learning With Confidence-Widening (Cheung et al. 2023). This algorithm is designed for gradually changing demand constrained by a variation budget V . While this algorithm can in principle accommodate lead times, the state space grows exponentially in L , making it computationally infeasible even for moderate values. We therefore report its results only for the case $L = 0$.

Furthermore, we consider stationary algorithms equipped with a predetermined restarting schedule. After every T/S time steps, the learning procedure is restarted and all past data are discarded. This grants the algorithms access to the value of S , but not to the locations of the change points.

- **Schedule MDP-C**: Learning Algorithm For MDP With Convex Cost Function (MDP-C) (Agrawal and Jia 2022) with restarting schedule based on clairvoyant knowledge of S .
- **Schedule IOPEA**: Information-Ordered Epoch Based Policy Elimination Algorithm (IOPEA) (Zhang et al. 2025) with restarting schedule based on clairvoyant knowledge of S .

Lastly, we consider oracle variants of the previous two algorithms that obtain information not only of the frequency of changes, but also of the exact change points. These methods serve as reference baselines that isolate the impact of imperfect change point information.

- **Oracle MDP-C**: MDP-C restarting precisely at change points.
- **Oracle IOPEA**: IOPEA restarting precisely at change points.

We do not benchmark against Meta-HQL or Mimic-QL (Gong and Simchi-Levi 2024), as these algorithms are designed for cyclic demand. Their mechanisms are not directly comparable to those tailored to piece-wise stationary demand, and any observed performance differences would primarily reflect a mismatch in modeling assumptions.

We compare the algorithms based on dynamic regret $R(T)$, as well as relative regret at the final time step

$$R^{\text{rel}}(T) := \frac{R(T)}{\sum_{t=1}^T \mu_t(\tau_t^*)} \cdot 100\%.$$

All performance measures are computed with the true expected costs rather than the pseudo cost. For notational convenience, however, we express them here via the pseudo cost μ .

6.2. Experimental Setup

We consider four families of demand distributions.³ Within each family, the parameters defining the demand distribution after a change point are independently sampled from the ranges specified below.

- *Normal*: Demand is $[D]^+$ where $D \sim \mathcal{N}(\mu, \sigma^2)$. The mean μ is sampled uniformly from $[1, 100]$, and the standard deviation is fixed at $\sigma = 20$.
- *Uniform*: Demand is drawn from a continuous uniform distribution $\text{Uniform}(a, a + \lambda)$ with a and λ sampled independently and uniformly from $[1, 100]$ and $[0, 50]$, respectively.
- *Poisson*: Demand is drawn from a Poisson distribution with mean sampled uniformly from $[1, 100]$.

- *Exponential*: Demand follows an exponential distribution with its rate sampled uniformly from $[1/100, 1]$.

Following prior work, change points are drawn uniformly and independently from the time horizon $[T]$ (Chen 2021). Across all problem instances, the time horizon is fixed at $T = 10^4$, with cost parameters set to $h = 1$ and $b = 49$ and lead times $L \in \{0, 2, 5\}$. For our algorithms as well as the MDP-C and IOPEA variants, we set the upper bound on the policy space to $U = 1.2 \cdot \max_{t \in [T]} \tau_t^*$, and use $\lceil U \rceil$ discrete, integer-valued base-stock levels or inventory levels and order quantities in LAIS and SWUCRL2-CW, respectively. We run 500 replications for each experiment, and use Monte-Carlo simulation over a horizon of $5 \cdot 10^3$ time steps to estimate the optimal base-stock policies for each stationary time interval.

6.3. Results

We investigate the empirical performance of our algorithms and the impact of (knowledge of) the amount of non-stationarity S , lead time L , demand censoring, as well as the use of counterfactual feedback.

Comparison with Non-Stationary Benchmark Algorithms. Table 2 reports the relative regret of all algorithms of interest, here for demand sampled from the truncated normal distribution. Results for the other distributions are similar and in Tables 5 to 7 in Appendix E. For the lost-sales setting with zero lead time, we observe that our algorithm NSIC-LS consistently outperforms LAIS and SWUCRL2-CW by a wide margin, even when $S = O(\log(T))$, and in particular under stationary conditions. The higher regret of SWUCRL2-CW is expected, as it is an RL algorithm designed for gradually drifting environments. In our regime with abrupt demand switches, the overhead of learning transition dynamics and maintaining conservative confidence bounds leads to slower adaptation compared to bandit-style approaches.

Impact of S . Next, we investigate how the empirical performance of our algorithms is impacted by the frequency of change. Fig. 3 compares the scaling of the dynamic regret with respect to S across the different lead times and under the backlogging and lost-sales demand model. The behavior under the other distributions is qualitatively similar and therefore omitted.

Across all settings, the regret exhibits sub-power-law growth in S , indicating diminishing marginal sensitivity to additional changes. When S is large, the environment effectively approaches a continuously drifting regime, in which the marginal cost of an additional change decreases. This behavior suggests that all three algorithms are robust not only to abrupt demand shifts but also adapt naturally to more gradual, continuous forms of non-stationarity, consistent with variation-budget adaptivity.

Finally, while our theoretical guarantees predict less favorable dependence on S and larger regret for fixed T under lost-sales with positive lead time, this effect is not observed empirically. In our experiments, performance under backlogging and lost-sales settings is nearly indistinguishable. This lies in stark contrast to the MDP-C variants that perform significantly worse under backlogging than lost-sales if lead time is positive (see Table 2).

S	1	$O(1)$	$\log(T)$	$T^{1/3}$	$T^{1/2}$	$T^{2/3}$
Oracle IOPEA	3.78	6.40	9.82	17.65	56.41	140.24
Oracle MDP-C	49.51	103.76	164.29	281.43	792.07	1719.46
Schedule IOPEA	3.79	136.68	146.72	154.95	165.42	167.94
Schedule MDP-C	49.29	155.78	209.02	344.03	883.39	2010.87
NSIC-BL/ NSIC-LS	6.09	98.02	110.14	117.52	127.04	139.63
LAIS	-	-	-	-	-	-
SWUCRL2-CW	-	-	-	-	-	-

(a) Backlog, $L = 0$.

Oracle IOPEA	4.96	15.41	20.12	30.45	86.39	208.66
Oracle MDP-C	51.92	173.70	282.11	504.29	1421.99	2985.15
Schedule IOPEA	4.79	223.29	230.77	248.90	245.09	248.47
Schedule MDP-C	51.57	320.97	408.49	647.67	1586.79	3482.29
NSIC-BL/ NSIC-LSL	5.96	161.03	182.17	199.51	217.99	223.52

(c) Backlog, $L = 2$.

Oracle IOPEA	5.51	40.43	47.28	60.67	135.26	241.71
Oracle MDP-C	78.30	279.60	451.45	801.56	2245.44	3680.65
Schedule IOPEA	5.59	416.81	379.40	354.06	354.04	285.62
Schedule MDP-C	79.07	601.30	713.32	1050.85	2498.82	4256.72
NSIC-BL/ NSIC-LSL	6.23	177.35	258.96	246.83	270.20	266.79

(e) Backlog, $L = 5$.

1	$O(1)$	$\log(T)$	$T^{1/3}$	$T^{1/2}$	$T^{2/3}$
3.19	6.50	10.17	18.29	58.01	140.72
48.93	105.48	162.65	283.06	796.50	1719.50
3.18	131.30	143.62	156.57	164.71	167.35
49.94	159.61	206.59	350.52	899.78	2016.29
6.74	97.65	113.17	123.21	133.00	142.35
119.04	137.79	153.19	196.54	376.18	556.63
1364.36	1477.18	1197.38	1358.95	1270.08	1263.52

(b) Lost-sales, $L = 0$.

4.46	11.97	19.39	33.75	98.23	225.41
29.63	94.12	139.77	224.55	538.39	1059.99
4.34	190.40	218.87	246.62	265.69	267.88
31.05	146.06	188.26	280.91	598.04	1216.25
8.46	70.76	96.60	172.89	195.23	208.54

(d) Lost-sales, $L = 2$.

5.42	39.09	59.30	92.11	200.56	363.89
27.60	95.75	141.71	217.04	486.89	846.52
5.52	253.86	343.75	382.51	413.36	414.36
28.07	173.14	201.06	285.52	536.85	960.93
9.70	78.94	117.53	188.55	251.48	264.71

(f) Lost-sales, $L = 5$.

Table 2 Relative regret $R^{\text{rel}}(T)$ (in %) in the backlogging (left) and the lost-sales (right) setting, for different values of L and S . Demand is drawn from the truncated normal distribution.

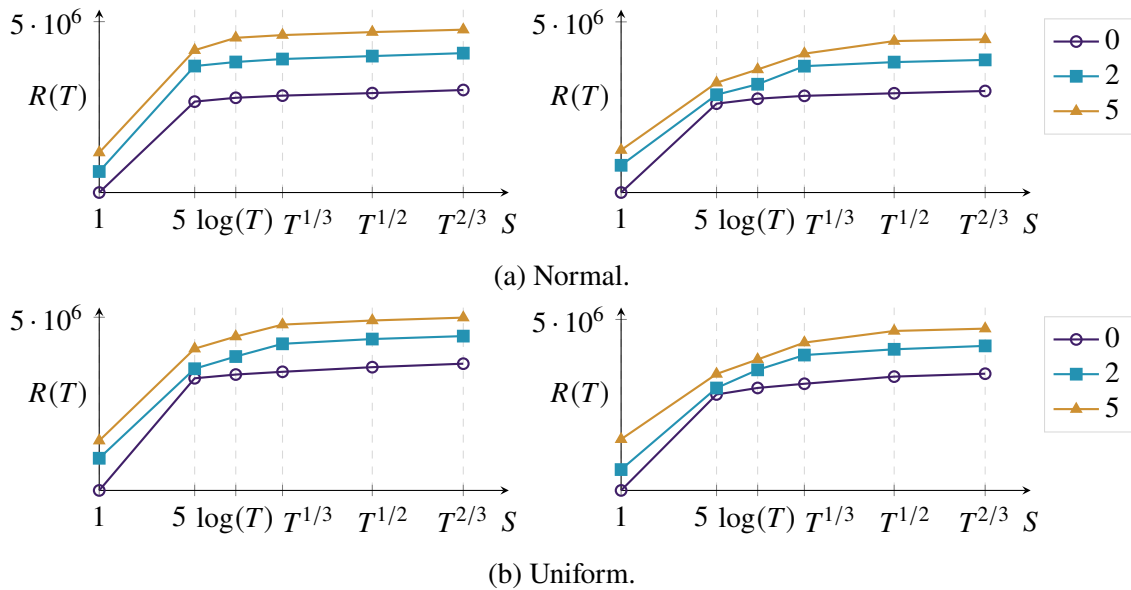


Figure 3 Dynamic regret $R(T)$ vs. S of NSIC-BL under backlogging (left), and NSIC-LS or NSIC-LSL under lost-sales (right), shown on a log-log scale and for different values of lead time L . In Fig. 3a demand is drawn from the truncated normal distribution and in Fig. 3b from the uniform distribution.

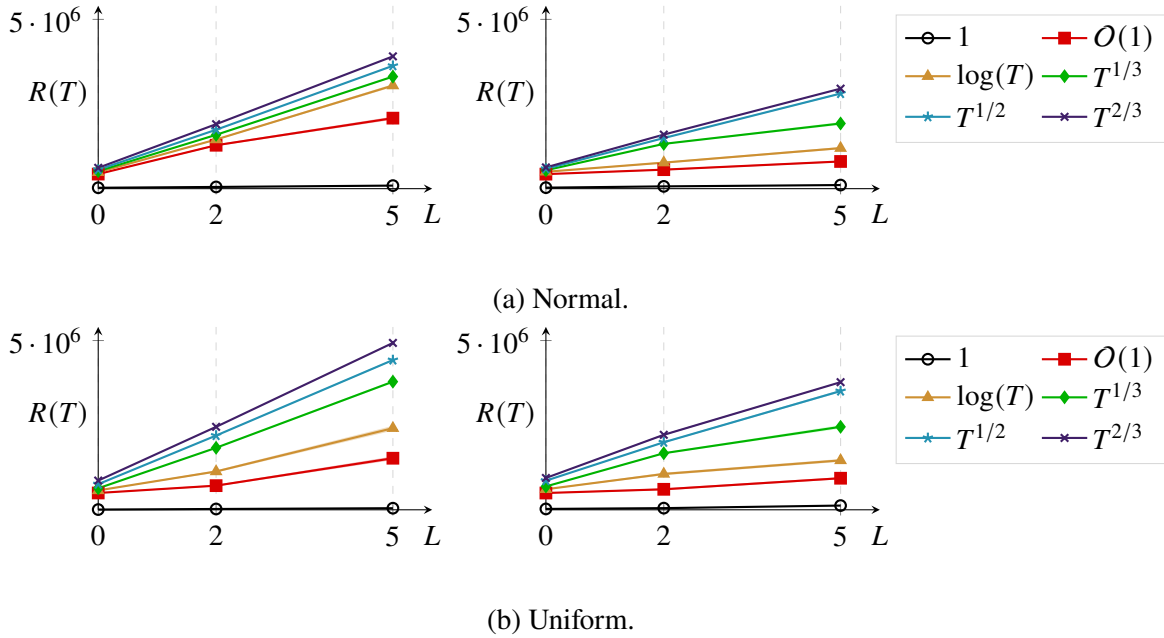


Figure 4 Dynamic regret $R(T)$ vs. lead time L of NSIC-BL under backlogging (left), and NSIC-LS or NSIC-LSL under lost-sales (right), shown for different values of S . In Fig. 4a demand is drawn from the truncated normal distribution and in Fig. 4b from the uniform distribution.

Impact of Lead Time. We examine the performance of the proposed algorithms as L grows large. Fig. 4 illustrates the dynamic regret against the lead time L for the different values of S , and when demand is normal or uniformly distributed, respectively. Analogous behavior is observed under the remaining distributions and is omitted. As is to be expected from the theoretical performance guarantees, we observe that the regret attains the same order of magnitude under backlogging and lost-sales, and grows approximately linear in the lead time. This is in contrast to discrete algorithms which, when applied to problems with positive lead times, attains regret (and computation) that scales exponentially with respect to L (Cheung et al. 2023, Mao et al. 2025).

Impact of the Use of Counterfactual Feedback and Unknown Frequency of Change. The variants of MDP-C and IOPEA are included as comparison methods designed to isolate the role of counterfactual information and prior knowledge of non-stationarity, in contrast to the active change detection used by our algorithms. We note that IOPEA is essentially identical to our algorithms when ignoring the change detection components, while MDP-C relies solely on the convexity and smoothness of the cost function.

The results in Table 2 show a substantial performance gap of our algorithms relative to both Schedule MDP-C and even Oracle MDP-C. This highlights the substantial value of leveraging counterfactual feedback. Moreover, our algorithms often nearly matches the performance of the strongest benchmark, Oracle IOPEA. This is particularly notable given that Oracle IOPEA restarts exactly at the true change points, incurring neither detection delay nor unnecessary resets, whereas our algorithms have no prior knowledge

on the level of non-stationarity S or the location of the change points. We note that our methods may occasionally restart unnecessarily, leading to a modest performance gap when $S = 1$. This gap becomes more pronounced as S increases and the informational advantage of known change points grows. Nevertheless, across all regimes, our algorithms consistently outperform scheduled-restart methods and Oracle MDP-C, supporting our theoretical finding that near-optimal performance of NSIC-BL and NSIC-LS does not rely on prior knowledge of S , and even NSIC-LSL surpasses algorithms with such knowledge. Overall, our active change detection mechanisms prove more beneficial than passive adaptation via predetermined restarts, even when side information is incorporated.

7. Conclusions

We studied non-stationary inventory control and showed that the difficulty of learning is fundamentally governed by the information structure of the system. Non-stationarity creates a tension between change detection and accurate cost estimation, which is exacerbated by delayed and censored feedback under lead times and lost-sales. By exploiting counterfactual information inherent to inventory dynamics, we resolve this tension and design algorithms that respond to unknown and repeated demand shifts. For backlogging and lost-sales models without lead times, our algorithms achieve near-optimal dynamic regret and incur no additional cost when demand is stationary. In contrast, for lost-sales with positive lead times, our results indicate a genuine loss of information, making non-stationary inventory optimization fundamentally harder.

From a practical perspective, our results show that effective adaptation to structural demand changes is possible without explicit change modeling or prior knowledge of demand variability. This holds even in highly dynamic environments with lost-sales and lead times, where our algorithms reduce operational complexity and support reliable decision-making in modern supply chains. An important direction for further research is to determine whether the performance guarantees for lost-sales systems with strictly positive lead times are tight, as well as extending our results to alternative notions of non-stationarity (e.g., gradually drifting demand) and to settings with stochastic lead times.

References

- Adobe (2025) Adobe: Cyber monday hits record \$14.25 billion in online spending with over \$1 billion driven by buy now pay later. URL <https://news.adobe.com/news/2025/12/adobe-cyber-monday-hits-record>, accessed February 4, 2026.
- Agarwal A, Foster DP, Hsu DJ, Kakade SM, Rakhlin A (2011) Stochastic convex optimization with bandit feedback. *Advances in Neural Information Processing Systems* 24.
- Agarwal A, Jiang N, Kakade SM, Sun W (2019) Reinforcement learning: Theory and algorithms. *CS Dept., UW Seattle, Seattle, WA, USA, Tech. Rep* 32:96.
- Agrawal S, Jia R (2022) Learning in structured mdps with convex cost functions: Improved regret bounds for inventory management. *Operations Research* 70(3):1646–1664.
- Amazoncom I (2021) The evolution of amazon’s inventory planning system. URL <https://www.amazon.science/latest-news/the-evolution-of-amazons-inventory-planning-system>, accessed February 4, 2026.
- Amazoncom I (2025) Amazon announces 3 ai-powered innovations to get packages to customers faster. URL <https://www.aboutamazon.com/news/operations/amazon-ai-innovations-delivery-forecasting-robotics>, accessed February 4, 2026.
- An L, Li AA, Moseley B, Ravi R (2025) The nonstationary newsvendor with (and without) predictions. *Manufacturing & Service Operations Management* .
- Auer P, Cesa-Bianchi N, Freund Y, Schapire RE (2002) The nonstochastic multiarmed bandit problem. *SIAM journal on computing* 32(1):48–77.
- Auer P, Gajane P, Ortner R (2019) Adaptively tracking the best bandit arm with an unknown number of distribution changes. *Conference on Learning Theory*, 138–158 (PMLR).
- Auer P, Jaksch T, Ortner R (2008) Near-optimal regret bounds for reinforcement learning. *Advances in neural information processing systems* 21.
- Babai MZ, Syntetos AA, Teunter RH (2025) Fifty years of inventory research from a forecasting perspective. *European Journal of Operational Research* .
- Ban GY (2020) Confidence intervals for data-driven inventory policies with demand censoring. *Operations Research* 68(2):309–326.
- Bertsekas D (2019) *Reinforcement learning and optimal control*, volume 1 (Athena Scientific).
- Besbes O, Gur Y, Zeevi A (2014) Stochastic multi-armed-bandit problem with non-stationary rewards. *Advances in neural information processing systems* 27.
- Besbes O, Gur Y, Zeevi A (2015) Non-stationary stochastic optimization. *Operations research* 63(5):1227–1244.
- Besbes O, Muharremoglu A (2013) On implications of demand censoring in the newsvendor problem. *Management Science* 59(6):1407–1424.

- Besson L, Kaufmann E, Maillard OA, Seznec J (2022) Efficient change-point detection for tackling piecewise-stationary bandits. *Journal of Machine Learning Research* 23(77):1–40.
- Cao Y, Shen ZJM (2019) Quantile forecasting and data-driven inventory management under nonstationary demand. *Operations Research Letters* 47(6):465–472.
- Cao Y, Wen Z, Kveton B, Xie Y (2019) Nearly optimal adaptive procedure with change detection for piecewise-stationary bandit. *The 22nd International Conference on Artificial Intelligence and Statistics*, 418–427 (PMLR).
- Chen B (2021) Data-driven inventory control with shifting demand. *Production and Operations Management* 30(5):1365–1385.
- Chen B, Jasin S, Luo Q, Zhang M (2025a) Managing lost-sale inventory systems under unknown demand and return distributions. Available at SSRN 5624311 .
- Chen B, Jiang J, Zhang J, Zhou Z (2024) Learning to order for inventory systems with lost sales and uncertain supplies. *Management Science* 70(12):8631–8646.
- Chen X, Lyu J, Yuan S, Zhou Y (2025b) Learning when to restart: Nonstationary newsvendor from uncensored to censored demand. *arXiv preprint arXiv:2509.18709* .
- Cheung WC, Simchi-Levi D, Zhu R (2022) Hedging the drift: Learning to optimize under nonstationarity. *Management Science* 68(3):1696–1713.
- Cheung WC, Simchi-Levi D, Zhu R (2023) Nonstationary reinforcement learning: The blessing of (more) optimism. *Management Science* 69(10):5722–5739.
- Dehaybe H, Catanzaro D, Chevalier P (2024) Deep reinforcement learning for inventory optimization with non-stationary uncertain demand. *European Journal of Operational Research* 314(2):433–445.
- Domingues OD, Ménard P, Pirotta M, Kaufmann E, Valko M (2021) A kernel-based approach to non-stationary reinforcement learning in metric spaces. *International Conference on Artificial Intelligence and Statistics*, 3538–3546 (PMLR).
- Duchi J (2023) Lecture notes on statistics and information theory. URL <https://www.web.stanford.edu/class/stats311/lecture-notes.pdf>.
- European Union Chamber of Commerce in China (2025) European chamber survey finds one in three looking to divert sourcing away from china to mitigate impact of export controls. *European Union Chamber of Commerce in China* URL <https://www.europeanchamber.com.cn/en/press-releases/3757>, accessed February 4, 2026.
- Flaxman AD, Kalai AT, McMahan HB (2004) Online convex optimization in the bandit setting: gradient descent without a gradient. *arXiv preprint cs/0408007* .
- Gajane P, Ortner R, Auer P (2018) A sliding-window algorithm for markov decision processes with arbitrarily changing rewards and transitions. *arXiv preprint arXiv:1805.10066* .
- Garivier A, Moulines E (2008) On upper-confidence bound policies for non-stationary bandit problems. *arXiv preprint arXiv:0805.3415* .

- Garivier A, Moulines E (2011) On upper-confidence bound policies for switching bandit problems. *International conference on algorithmic learning theory*, 174–188 (Springer).
- Goltsos TE, Syntetos AA, Glock CH, Ioannou G (2022) Inventory–forecasting: Mind the gap. *European journal of operational research* 299(2):397–419.
- Gong XY, Simchi-Levi D (2020) Provably more efficient q-learning in the one-sided-feedback/full-feedback settings. *arXiv preprint arXiv:2007.00080* .
- Gong XY, Simchi-Levi D (2024) Bandits atop reinforcement learning: Tackling online inventory models with cyclic demands. *Management Science* 70(9):6139–6157.
- Graves SC (1999) A single-item inventory model for a nonstationary demand process. *Manufacturing & Service Operations Management* 1(1):50–61.
- Hartland C, Baskiotis N, Gelly S, Sebag M, Teytaud O (2007) Change point detection and meta-bandits for online learning in dynamic environments. *CAP 2007: 9^e Conférence francophone sur l'apprentissage automatique*, 237–250.
- Huang YH, Gerogiannis A, Bose S, Veeravalli VV (2025) Change detection-based procedures for piecewise stationary mabs: A modular approach. *arXiv preprint arXiv:2501.01291* .
- Huh WT, Janakiraman G, Muckstadt JA, Rusmevichientong P (2009a) An adaptive algorithm for finding the optimal base-stock policy in lost sales inventory systems with censored demand. *Mathematics of Operations Research* 34(2):397–416.
- Huh WT, Janakiraman G, Muckstadt JA, Rusmevichientong P (2009b) Asymptotic optimality of order-up-to policies in lost sales inventory systems. *Management Science* 55(3):404–420.
- Huh WT, Levi R, Rusmevichientong P, Orlin JB (2011) Adaptive data-driven inventory control with censored demand based on kaplan-meier estimator. *Operations Research* 59(4):929–941.
- Janakiraman G, Roundy RO (2004) Lost-sales problems with stochastic lead times: Convexity results for base-stock policies. *Operations Research* 52(5):795–803.
- Karlin S (1958) Inventory models of the arrow-harris-marschak type with time lag. *Studies in the mathematical theory of inventory and production* .
- Keskin NB, Min X, Song JSJ (2023) The nonstationary newsvendor: Data-driven nonparametric learning. *Available at SSRN 3866171* .
- Kleinberg R (2004) Nearly tight bounds for the continuum-armed bandit problem. *Advances in Neural Information Processing Systems* 17.
- Kocsis L, Szepesvári C (2006) Discounted ucb. *2nd PASCAL Challenges Workshop*, volume 2, 51–134.
- Lattimore T, Szepesvári C (2020) *Bandit algorithms* (Cambridge University Press).
- Levine N, Crammer K, Mannor S (2017) Rotting bandits. *Advances in neural information processing systems* 30.

- Liu F, Lee J, Shroff N (2018) A change-detection based framework for piecewise-stationary multi-armed bandit problem. *Proceedings of the AAAI Conference on Artificial Intelligence*, volume 32.
- Lugosi G, Markakis MG, Neu G (2024) On the hardness of learning from censored and nonstationary demand. *INFORMS Journal on Optimization* 6(2):63–83.
- Mao W, Zhang K, Zhu R, Simchi-Levi D, Başar T (2025) Model-free nonstationary reinforcement learning: Near-optimal regret and applications in multiagent reinforcement learning and inventory control. *Management Science* 71(2):1564–1580.
- Mastercard (2025) Mastercard spendingpulse: U.S. black friday retail sales up +4.1% year over year as holiday momentum builds. URL <https://www.mastercard.com/us/en/news-and-trends/press/2025/november/mastercard-spendingpulse--us-black-friday-retail-sales-up--4-1--.html>, accessed February 4, 2026.
- Nguyen N, Gaucher S, Vernade C (2025) Non-stationary lipschitz bandits. *arXiv preprint arXiv:2505.18871*.
- Ortner R, Gajane P, Auer P (2020) Variational regret bounds for reinforcement learning. *Uncertainty in Artificial Intelligence*, 81–90 (PMLR).
- Ortner R, Ryabko D, Auer P, Munos R (2012) Regret bounds for restless markov bandits. *International conference on algorithmic learning theory*, 214–228 (Springer).
- Peng B, Papadimitriou C (2024) The complexity of non-stationary reinforcement learning. *International Conference on Algorithmic Learning Theory*, 972–996 (PMLR).
- Porteus EL (1990) Stochastic inventory theory. *Handbooks in operations research and management science* 2:605–652.
- Puterman ML (2014) *Markov decision processes: discrete stochastic dynamic programming* (John Wiley & Sons).
- Ren K, Bidkhori H, Shen ZJM (2024) Data-driven inventory policy: Learning from sequentially observed non-stationary data. *Omega* 123:102942.
- Rivasplata O (2012) Subgaussian random variables: An expository note. *Internet publication, PDF* 5.
- Scarf H (1960) The optimality of (s, s) policies in the dynamic inventory problem.
- Sethi SP, Cheng F (1997) Optimality of (s, s) policies in inventory models with markovian demand. *Operations Research* 45(6):931–939.
- Seznec J, Menard P, Lazaric A, Valko M (2020) A single algorithm for both restless and rested rotating bandits. *International Conference on Artificial Intelligence and Statistics*, 3784–3794 (PMLR).
- Slivkins A, Upfal E (2008) Adapting to a changing environment: the brownian restless bandits. *COLT*, 343–354.
- Strijbosch LW, Syntetos AA, Boylan JE, Janssen E (2011) On the interaction between forecasting and stock control: The case of non-stationary demand. *International Journal of Production Economics* 133(1):470–480.
- Sutton RS, Barto AG, et al. (1998) *Reinforcement learning: An introduction*, volume 1 (MIT press Cambridge).
- Temizöz T, Imdahl C, Dijkman R, Lamghari-Idrissi D, Van Jaarsveld W (2025) Zero-shot generalization in inventory management: Train, then estimate and decide. *European Journal of Operational Research*.

- Theodorou E, Spiliotis E, Assimakopoulos V (2025) Forecast accuracy and inventory performance: Insights on their relationship from the m5 competition data. *European Journal of Operational Research* 322(2):414–426.
- Trehan JT, Sox CR (2002) Adaptive inventory control for nonstationary demand and partial information. *Management Science* 48(5):607–624.
- Tsybakov AB (2009) *Introduction to Nonparametric Estimation* (Springer).
- Tunc H, Kilic OA, Tarim SA, Eksioglu B (2011) The cost of using stationary inventory policies when demand is non-stationary. *Omega* 39(4):410–415.
- Walmart Inc (2025) Walmart’s u.s. supply chain playbook goes global — and it’s reinventing retail at scale. URL <https://corporate.walmart.com/news/2025/07/17/walmarts-us-supply-chain-playbook-goes-global-and-its-reinventing-retail-at-scale>, accessed February 4, 2026.
- Wang Y (2025) On adaptivity in nonstationary stochastic optimization with bandit feedback. *Operations Research* 73(2):819–828.
- Wei CY, Luo H (2021) Non-stationary reinforcement learning without prior knowledge: An optimal black-box approach. *Conference on learning theory*, 4300–4354 (PMLR).
- Whittle P (1988) Restless bandits: Activity allocation in a changing world. *Journal of applied probability* 25(A):287–298.
- Yuan H, Luo Q, Shi C (2021) Marrying stochastic gradient descent with bandits: Learning algorithms for inventory systems with fixed costs. *Management Science* 67(10):6089–6115.
- Zhang H, Chao X, Shi C (2020) Closing the gap: A learning algorithm for lost-sales inventory systems with lead times. *Management Science* 66(5):1962–1980.
- Zhang Z, Agrawal S, Lobel I, Sinclair SR, Yu CL (2025) Reinforcement learning in mdps with information-ordered policies. URL <https://arxiv.org/abs/2508.03904>.
- Zhao P, Wang G, Zhang L, Zhou ZH (2021) Bandit convex optimization in non-stationary environments. *Journal of Machine Learning Research* 22(125):1–45.
- Zhou H, Chen J, Varshney LR, Jagmohan A (2020) Nonstationary reinforcement learning with linear function approximation. *arXiv preprint arXiv:2010.04244*.
- Zipkin PH (2000) Foundations of inventory management. *McGraw-Hill*.

Appendix A: Table of Notation

Symbol	Definition
Problem setting specifications	
T	Time horizon
Q_t, Q_t^τ	Order quantity (under base-stock policy with base-stock level τ)
I_t, I_t^τ	Inventory on-hand (under base-stock policy with base-stock level τ)
L	Deterministic integer-valued lead time
F_t	Demand distribution
D_t	Random demand
Y_t, Y_t^τ	Sales $Y_t = \min\{I_t + Q_{t-L}, D_t\}$ (under base-stock policy with base-stock level τ)
C_t	(Pseudo) cost
h, b	Non-negative holding and lost-sales/backlog penalty cost parameters
U	Upper bound on optimal base-stock level
σ^2	Variance proxy of sub-Gaussian demand distribution in backlogging setting
ν	Upper bound on expected number of demand realizations for their sum to exceed 1
τ_t, τ_t^*	Base-stock level, optimal base-stock level
$\mu_t(\tau), \hat{\mu}(\tau, s, t)$	(Estimated) expected asymptotic pseudo cost of base-stock level τ
S, \hat{S}	Number of stationary segments, number of stationary segments identified
S_ν	Number of stationary segments in episode ν
Algorithm specification	
$R(T)$	Dynamic regret
ν	Episode index, one plus number of change detections so far
k	Epoch index, number of different base-stock levels τ_ν^k executed in episode ν so far
γ	Discretization parameter
δ	Small probability $\delta \in (0, 1)$
τ_ν^k	Base-stock level defining the policy implemented in epoch k of episode ν
\mathcal{A}_γ	Discrete set of base-stock levels, $\mathcal{A}_\gamma = \{0, \gamma, 2\gamma, \dots, \lfloor U/\gamma \rfloor \gamma, U\}$
\mathcal{A}_ν^k	Active set of near-optimal base-stock levels
t_ν	Time step of the ν 'th change detection
$\alpha_{\nu,k}, \bar{\alpha}_{\nu,k}$	Start time of epoch k in episode ν and $\inf\{t \geq \alpha_{\nu,k} \mid I_t + \sum_{i=0}^L Q_{t-i} \leq \tau_\nu^k\}$
H_{BL}, H_{LS}	Constants in widths of confidence radii, $H_{BL} = 2\sqrt{2}\sigma\sqrt{(L+1)(Lh^2 + (h+b)^2(4L+5))}$ and $H_{LS} = 72(L+3)U \max\{h, b\}$
$b_{s,t}$	Confidence radius, $b_{s,t} = H_{BL}\sqrt{2\log(4(L+1)/\delta)/(t-s)}$ or $H_{LS}\sqrt{2\log(2/\delta)/(t-s)}$
N	Counter for sampling obligations for base-stock level U
$\tilde{\mu}_\nu(\tau), \tilde{\Delta}_\nu(\tau)$	Estimated cost and suboptimality gap of τ at time of eviction in episode ν
Additional notation	
$I_{\nu,i}$	i 'th time interval in episode ν without change or change detection
$\beta_{\nu,i}$	Start time of interval $I_{\nu,i}$, time of change detection or i 'th change in episode ν
$\tau_t^{*\gamma}, \tau_t^g$	Best base-stock level $\tau_t^{*\gamma} := \arg \min_{\tau \in \mathcal{A}_\gamma} \mu_t(\tau)$, and $\tau_t^g := \arg \min_{\tau \in \mathcal{A}_\gamma, \tau \leq \tau_\nu^k} \mu_t(\tau)$
ξ_l	l 'th change point

Table 3 Common notation.

Appendix B: Proofs of Lemmas in Sections 3 and 4 and Fact 1

B.1. Proof of Lemma 1 (Lipschitz Property) and Lemma 4 (Concentration Inequality) for the Backlog Setting

We provide the proofs of the Lipschitz property and the concentration inequality of the cost function under demand backlogging. All results in this subsection hold under stationary conditions, that is, $F := F_t = F_{t'} \forall t, t' \in [T]$. We begin by introducing

$$\mathcal{S}^\tau := \left\{ \mathbf{s} := (s(0), \dots, s(L)) \in \mathbb{R}^{L+1} \mid \sum_{i=0}^L s(i) = \tau \right\}$$

as the set of vectors of dimension $L + 1$ whose elements sum to $\tau \in [0, U]$. On this state space, we define a Markov reward process (MRP) formulation of our inventory control system.

DEFINITION 3 (MARKOV REWARD PROCESS IN THE INVENTORY SYSTEM WITH BACKLOGGING). Consider the stationary backlogging inventory system with lead time $L \geq 0$ under base-stock policies as a Markov reward process. The stochastic process with starting state $\mathbf{s}_1 = (s_1(0), \dots, s_1(L)) \in \mathcal{S}^\tau$ is given by the state transitions for $t \geq 2$:

$$\mathbf{s}_t := \left(s_{t-1}(0) - D_{t-1} + s_{t-1}(1), s_{t-1}(2), \dots, s_{t-1}(L), \tau - \sum_{i=0}^{L-1} s_t(i) \right) \quad (18)$$

governed by demand realizations $D_{t-1} \sim F$. The immediate cost is

$$C_t(\tau) := h \cdot (s_t(0) - Y_t) - b \cdot Y_t,$$

where $Y_t = \min\{s_t(0), D_t\}$ denotes the sales or the backlog at time $t \geq 1$.

We note that this representation of the backlog system is different (but equivalent) to the model defined in Eq. (3). The states in this MRP correspond to the system immediately after replenishment and the placement of a new order, but before demand is realized

$$\mathbf{s}_t = (I_t + Q_{t-L}, Q_{t-L+1}, \dots, Q_t).$$

This choice of notation is convenient for the subsequent proofs, since in this formulation the total amount of the inventory position coincides with the base-stock level.

Unlike the lost-sales setting where the impact of heavy-tailed demand is naturally truncated, the backlogging model allows unmet demand to accumulate over time. As a result, the state space of the system is unbounded, since large deviations in demand can propagate into arbitrarily high backlogs. To bound backlog costs with high probability, we need control over demand fluctuations. Therefore, Assumption 1.4 states that F is sub-Gaussian with variance proxy σ^2 , that is,

$$\mathbb{E}_F[e^{\lambda(D - \mathbb{E}_F[D])}] \leq e^{\frac{\lambda^2 \sigma^2}{2}} \quad \forall \lambda \in \mathbb{R}.$$

We will show that this condition guarantees exponential concentration of demand, which in turn allows us to derive high-probability bounds on costs.

We start off with the following result, that states that in our MRP the amount ordered is always equal to the most recently observed demand. We leverage this to establish that the inventory vector converges to its stationary state after at most L time steps. Hence, starting from any state $\mathbf{s}_1 \in \mathcal{S}^\tau$ there is a simple representation for its average cost function.

LEMMA 5. *Consider the stochastic process in Definition 3 with a fixed starting state $\mathbf{s}_1 \in \mathcal{S}^\tau$. For all $t \geq 2$ and demand realizations D_{t-1} , the state $\mathbf{s}_t \in \mathcal{S}^\tau$ and the order quantity is $Q_t = s_t(L) = D_{t-1}$. Moreover, the stochastic process of states and costs is $(L+1)$ -dependent. For $t > L$, the states follow the stationary distribution*

$$\mathbf{s}_t \stackrel{d}{=} \left(\tau - \sum_{i=1}^L D_{t-i}, D_{t-L}, \dots, D_{t-1} \right), \quad (19)$$

where $D_{t-L}, \dots, D_{t-1} \sim F$. Furthermore, the average cost satisfies

$$\mu(\tau \mid \mathbf{s}_1) := \mathbb{E}_F \left[\lim_{T \rightarrow \infty} \frac{1}{T} \sum_{t=1}^T C_t(\tau) \mid D \sim F, \mathbf{s}_1 \right] = \mathbb{E}_F[C(\tau)], \quad (20)$$

where $C_t(\tau) = h \cdot (s_t(0) - Y_t) - b \cdot Y_t$ with $Y_t = \min\{s_t(0), D_t\}$ and \mathbf{s}_t is distributed as in Eq. (19).

Proof. States and order quantities. We show that $\mathbf{s}_t \in \mathcal{S}^\tau$ and $Q_t = s_t(L) = D_{t-1}$ for $t \geq 2$ by induction. The base case $\mathbf{s}_1 \in \mathcal{S}^\tau$ is true by assumption. For the inductive step we have that

$$Q_t = s_t(L) = \tau - \sum_{i=0}^{L-1} s_t(i) = \tau - \sum_{i=0}^L s_{t-1}(i) + D_{t-1} = D_{t-1},$$

where in the last step we used the induction hypothesis that $\mathbf{s}_{t-1} \in \mathcal{S}^\tau$. To see that $\mathbf{s}_t \in \mathcal{S}^\tau$ as well, we note that

$$\sum_{i=0}^L s_t(i) = \sum_{i=0}^L s_{t-1}(i) - D_{t-1} + s_t(L) = \tau - D_{t-1} + D_{t-1} = \tau$$

since $\mathbf{s}_{t-1} \in \mathcal{S}^\tau$ and $s_t(L) = D_{t-1}$.

Stationary distribution of the stochastic process and $(L+1)$ -dependence. Next we characterize the stationary distribution of the stochastic process. By the definition of the process in Eq. (18), the linearity of the pipeline shift, and the fact that $s_t(L) = D_{t-1}$ for all $t \geq 2$, we see that after L time steps we have

$$\mathbf{s}_{L+1} = \left(\tau - \sum_{i=1}^L D_{L+1-i}, D_1, \dots, D_L \right),$$

where each of the $D \sim F$. This is clearly independent of the starting state \mathbf{s}_1 . Moreover, for any $t > L$ we have that

$$\mathbf{s}_t \stackrel{d}{=} \left(\tau - \sum_{i=1}^L D_{t-i}, D_{t-L}, \dots, D_{t-1} \right).$$

This shows that \mathbf{s}_t follows the stationary distribution of the stochastic process. Moreover, by inspection one can observe that when the system is in steady state, the distribution of states and costs is time-invariant as determined entirely by the most recent $L + 1$ demand realizations. Consequently, the transition kernel does not depend on t and the MRP is $(L + 1)$ -dependent.

Average cost. For the average cost, using the previous definition of the stationary distribution of the stochastic process we have

$$\begin{aligned}\mu(\tau | \mathbf{s}) &:= \mathbb{E}_F \left[\lim_{T \rightarrow \infty} \frac{1}{T} \sum_{t=1}^T C_t(\tau) \middle| D \sim F, \mathbf{s}_1 = \mathbf{s} \right] \\ &= \mathbb{E}_F \left[\lim_{T \rightarrow \infty} \frac{1}{T} \left(\sum_{t=1}^L C_t(\tau) + \sum_{t=L+1}^T C_t(\tau) \right) \right] \\ &= \mathbb{E}_F [C_{L+1}(\tau)],\end{aligned}$$

where we use the fact that the limit of the first L time steps goes to zero, and the remaining time steps are i.i.d. under stationarity and equal in distribution to $C_{L+1}(\tau)$. \square

Lemma 5 applies under the condition that the initial inventory position equals the base-stock level. While the condition may not hold for the implemented policy after a reduction in the base-stock level, it remains satisfied for the counterfactual inventory vectors, as each is defined with a fixed base-stock level.

Next, we show that the average cost function is Lipschitz continuous with respect to the base-stock level. Since Lemma 5 states that the average cost is independent of the starting state as long as $\mathbf{s}_1 \in \mathcal{S}^\tau$, we abuse notation slightly and omit its dependence.

LEMMA 1 (Lipschitz Property). *The function $\mu_t(\tau)$ is Lipschitz continuous in τ with factor $\max\{h, b\}$.*

Proof. By definition of the average cost and Lemma 5, under a base-stock policy with parameter τ , the inventory on-hand before demand is $s_t(0) = \tau - \sum_{i=1}^L D_{t-i}$ and the immediate cost is

$$C_t(\tau) = h \cdot (s_t(0) - \min\{s_t(0), D_t\}) - b \cdot \min\{s_t(0), D_t\}.$$

Similarly, under base-stock level τ' we have $s'_t(0) = \tau' - \sum_{i=1}^L D_{t-i}$. Using the identity $\min\{s_t(0), D_t\} = \frac{s_t(0) + D_t - |s_t(0) - D_t|}{2}$, the cost function can be written as

$$\begin{aligned}C_t(\tau) &= h \cdot s_t(0) - (h + b) \cdot \frac{s_t(0) + D_t - |s_t(0) - D_t|}{2} \\ &= \frac{h + b}{2} |s_t(0) - D_t| + \frac{h - b}{2} s_t(0) - \frac{h + b}{2} D_t.\end{aligned}$$

Using $||s_t(0) - D_t| - |s'_t(0) - D_t|| \leq |s_t(0) - s'_t(0)|$ and $s_t(0) - s'_t(0) = \tau - \tau'$, it follows from the equation above that

$$|C_t(\tau) - C_t(\tau')| = \frac{h + b}{2} ||s_t(0) - D_t| - |s'_t(0) - D_t|| + \frac{|h - b|}{2} |(s_t(0) - D_t) - (s'_t(0) - D_t)|$$

$$\begin{aligned}
&\leq \frac{h+b}{2} |s_t(0) - s'_t(0)| + \frac{|h-b|}{2} |s_t(0) - s'_t(0)| \\
&= \left(\frac{h+b}{2} + \frac{|h-b|}{2} \right) \cdot |\tau - \tau'| \\
&\leq \max\{h, b\} \cdot |\tau - \tau'|.
\end{aligned}$$

Taking expectation over the demand D_t yields the result. \square

With the previous two results, we are ready to establish Lemma 4 for the demand backlog setting. We begin by leveraging the fact that demand is sub-Gaussian to show that the induced cost function is similarly sub-Gaussian.

LEMMA 6. *Given that the demand F is σ^2 -sub-Gaussian, for any $\tau \in [0, U]$ the centered costs $C_t(\tau) - \mathbb{E}_F[C(\tau)]$ are sub-Gaussian with variance proxy $\sigma_C^2 := 2\sigma^2(Lh^2 + (h+b)^2(4L+5))$.*

Proof. By Lemma 5, the system attains the steady state in Eq. (19) for $t > L$. We analyze the costs during the transient phase, in which the system has not yet reached stationarity, and in the steady state separately by decomposing the costs into two terms.

First L time steps. Given initial state s_1 , the inventory on-hand or backlog at any time $1 \leq t \leq L$ is given by

$$s_t(0) = \sum_{i=0}^{t-1} s_1(i) - \sum_{i=1}^{t-1} D_i,$$

where for $t = 1$ we implicitly assume the second sum is zero, and the costs by

$$\begin{aligned}
C_t(\tau) &= h \cdot (s_t(0) - \min\{s_t(0), D_t\}) - b \cdot \min\{s_t(0), D_t\} \\
&= hs_t(0) - (h+b) \min\{s_t(0), D_t\} \\
&= h \left(\sum_{i=0}^{t-1} s_1(i) - \sum_{i=1}^{t-1} D_i \right) - (h+b) \min \left\{ \sum_{i=0}^{t-1} s_1(i) - \sum_{i=1}^{t-1} D_i, D_t \right\}.
\end{aligned}$$

Using the identity

$$\min \left\{ \sum_{i=0}^{t-1} s_1(i) - \sum_{i=1}^{t-1} D_i, D_t \right\} = D_t - \left[D_t - \sum_{i=0}^{t-1} s_1(i) + \sum_{i=1}^{t-1} D_i \right]^+ = D_t - \left[\sum_{i=1}^t D_i - \sum_{i=0}^{t-1} s_1(i) \right]^+$$

in the previous expression for $C_t(\tau)$ gives

$$C_t(\tau) = h \sum_{i=0}^{t-1} s_1(i) - h \sum_{i=1}^{t-1} D_i - (h+b)D_t + (h+b) \left[\sum_{i=1}^t D_i - \sum_{i=0}^{t-1} s_1(i) \right]^+.$$

We decompose the centered cost function as

$$\begin{aligned}
C_t(\tau) - \mathbb{E}_F[C_t(\tau)] &= \bar{C}_t^1 + \bar{C}_t^2 \quad \text{with} \\
\bar{C}_t^1 &:= -h \sum_{i=1}^{t-1} (D_i - \mathbb{E}_F[D_i]) - (h+b)(D_t - \mathbb{E}_F[D_t]),
\end{aligned}$$

$$\bar{C}_t^2 := (h+b) \left(\left[\sum_{i=1}^t D_i - \sum_{i=0}^{t-1} s_1(i) \right]^+ - \mathbb{E}_F \left[\left[\sum_{i=1}^t D_i - \sum_{i=0}^{t-1} s_1(i) \right]^+ \right] \right).$$

The terms \bar{C}_t^1 are centered linear combinations of independent sub-Gaussian random variables $(D_i)_{i=1,\dots,t}$, each with variance proxy σ^2 , and are therefore sub-Gaussian with variance proxy

$$\bar{\sigma}_1^2 = \sigma^2(\max\{L-1, 0\}h^2 + (h+b)^2).$$

The non-linear terms \bar{C}_t^2 are scalar multiples of the centered positive part of $\sum_{i=1}^t D_i - \sum_{i=0}^{t-1} s_1(i)$. By assumption, the demands are σ^2 -sub-Gaussian, hence the sums $\sum_{i=1}^t D_i$ are sub-Gaussian with variance proxy $t\sigma^2$. Moreover, it is easy to see that the function $\phi(x) := (h+b)[x - \sum_{i=0}^{t-1} s_1(i)]^+$ is $(h+b)$ -Lipschitz. By standard symmetrization arguments (see (Duchi 2023, Section 4) for details), we have that \bar{C}_t^2 are sub-Gaussian with parameter at most

$$\bar{\sigma}_2^2 = 4(h+b)^2 L \sigma^2.$$

Time steps $t \geq L+1$. By Lemma 5, the inventory from time step $t = L+1$ can be expressed as $s_t(0) = \tau - \sum_{i=1}^L D_{t-i}$. Therefore, we can rewrite the stationary cost function as

$$\begin{aligned} C_t(\tau) &= h \cdot s_t(0) - (h+b) \cdot \min\{s_t(0), D_t\} \\ &= h\tau - h \sum_{i=1}^L D_{t-i} - (h+b)D_t + (h+b)[D_t - s_t(0)]^+ \\ &= h\tau - h \sum_{i=1}^L D_{t-i} - (h+b)D_t + (h+b) \left[\sum_{i=0}^L D_{t-i} - \tau \right]^+. \end{aligned}$$

Following the same steps as in the case above, we decompose the centered cost function as

$$\begin{aligned} C_t(\tau) - \mathbb{E}_F[C(\tau)] &= C^1 + C^2 \quad \text{with} \\ C^1 &:= -h \sum_{i=1}^L (D_{t-i} - \mathbb{E}_F[D_{t-i}]) - (h+b)(D_t - \mathbb{E}_F[D_t]), \\ C^2 &:= (h+b) \left(\left[\sum_{i=0}^L D_{t-i} - \tau \right]^+ - \mathbb{E}_F \left[\left[\sum_{i=0}^L D_{t-i} - \tau \right]^+ \right] \right). \end{aligned}$$

and see that C^1 is sub-Gaussian with variance proxy $\sigma_1^2 = \sigma^2(Lh^2 + (h+b)^2)$.

Next, we control the non-linear term C^2 . Let $D^{(L)} := \sum_{i=0}^L D_{t-i}$ and $\phi(x) := (h+b)[x - \tau]^+$. The function ϕ is $(h+b)$ -Lipschitz, and $D^{(L)}$ is sub-Gaussian with variance proxy $(L+1)\sigma^2$. By the same argument as above, we have that C^2 is sub-Gaussian with parameter $\sigma_2^2 = 4(h+b)^2(L+1)\sigma^2$.

Finally we consider the total centered costs $C_t(\tau) - \mathbb{E}_F[C_t(\tau)]$. In both cases when $t \leq L$ and $t > L$ we decompose the cost into two terms $((\bar{C}_t^1, \bar{C}_t^2)$ and (C_1, C_2) , respectively). The two components share the same demand realizations in both cases and are thus dependent. However, using (Rivasplata 2012, Theorem

2.7) their sums are $(\bar{\sigma}_1 + \bar{\sigma}_2)^2$ and $(\sigma_1 + \sigma_2)^2$ -sub-Gaussian respectively. Noting that $\bar{\sigma}_1^2 \leq \sigma_1^2$ and $\bar{\sigma}_2^2 \leq \sigma_2^2$, we have that for all t the centered costs $C_t(\tau) - \mathbb{E}_F[C(\tau)]$ are sub-Gaussian with parameter

$$(\sigma_1 + \sigma_2)^2 \leq 2(\sigma_1^2 + \sigma_2^2) = 2\sigma^2(Lh^2 + (h+b)^2(4L+5)) =: \sigma_C^2.$$

□

LEMMA 4 (Concentration of Expected Empirical Cost and Expected Asymptotic Cost).

Let $[s, t-1]$ be a stationary time interval and $\tau \in [0, U]$. Suppose that the (counterfactual) inventory position at time s with which costs for τ via Eq. (2) are computed satisfies $I_s + \sum_{i=1}^L Q_{s-i} \leq \tau$ and, if demand is backlogged, that $t-s \geq L$. Then for any $\delta > 0$ with probability at least $1 - \delta$ we have that

$$|\hat{\mu}(\tau, s, t) - \mu_s(\tau)| \leq b_{s,t}, \quad (6)$$

where $b_{s,t}$ denotes the confidence radius of the cost estimates obtained from observations in $[s, t-1]$. In particular,

$$b_{s,t} = \begin{cases} H_{BL} \sqrt{\frac{2 \log(4(L+1)/\delta)}{t-s}} & \text{with } H_{BL} = 2\sqrt{2}\sigma \sqrt{(L+1)(Lh^2 + (h+b)^2(4L+5))} \text{ under backlogging} \\ H_{LS} \sqrt{\frac{2 \log(2/\delta)}{t-s}} & \text{with } H_{LS} = 72(L+3)U \max\{h, b\} \text{ under lost-sales.} \end{cases}$$

Proof. First, note that the result for the lost-sales inventory model is shown directly in (Agrawal and Jia 2022, Lemma 4). Therefore, we focus on proving the result for the backlog model. Let $\tau \in [0, U]$ be a fixed base-stock level and $[s, t-1]$ a stationary time interval of length $N := t-s$. Without loss of generality, we write $s = 1$ and $t-1 = N$ for notational convenience. We aim to control the deviation of the empirical average cost $\hat{\mu}(\tau, s, t) := \frac{1}{N} \sum_{t'=1}^N C_{t'}(\tau)$ from its stationary mean $\mu(\tau) = \mathbb{E}_F[C(\tau)]$.

We start off by noting the equivalence between the states in the inventory process defined in Eq. (3) to the MRP in Eq. (18). Indeed, since the starting state satisfies $I_s + \sum_{i=1}^L Q_{s-i} \leq \tau$, under base-stock policy τ , we have that $Q_s = \tau - (I_s + \sum_{i=1}^L Q_{s-i})$ and that $I_s + \sum_{i=1}^L Q_{s-i} + Q_s = \tau$. Thus, we note that the inventory process is equivalent to the MRP with a starting state $\mathbf{s}_1 = (I_s + Q_{s-L}, Q_{s-L+1}, \dots, Q_s) \in \mathcal{S}^\tau$ and demand distribution F_s . By Lemma 5, the system will reach the steady state given in Eq. (19) in at most L steps. We handle the first L and the remaining $N-L$ time steps separately.

First L time steps. For the case $L \geq 1$, we start by deriving a high-probability bound for the cumulative costs in the first L steps. By Lemma 6, the centered costs are σ_C^2 -sub-Gaussian with $\sigma_C^2 = 2\sigma^2(Lh^2 + (h+b)^2(4L+5))$. We have for any $t' \geq 1$ and $\varepsilon \geq 0$ that

$$\mathbb{P}_F(|C_{t'}(\tau) - \mathbb{E}_F[C(\tau)]| \geq \varepsilon) \leq 2 \exp(-\varepsilon^2/\sigma_C^2).$$

Setting $\varepsilon = \sigma_C \sqrt{\log(4L/\delta)}$ yields

$$\mathbb{P}_F(|C_{t'}(\tau) - \mathbb{E}_F[C(\tau)]| \geq \sigma_C \sqrt{\log(4L/\delta)}) \leq \frac{\delta}{2L}.$$

With a union bound over the first $L + 1$ time steps, we get

$$\mathbb{P}_F \left(\left| \sum_{t'=1}^{L+1} (C_{t'}(\tau) - \mathbb{E}_F[C(\tau)]) \right| \geq L\sigma_C \sqrt{\log(4L/\delta)} \right) \leq \frac{\delta}{2},$$

or equivalently

$$\mathbb{P}_F \left(\frac{1}{N} \left| \sum_{t'=1}^{L+1} (C_{t'}(\tau) - \mathbb{E}_F[C(\tau)]) \right| \geq \frac{L}{N} \sigma_C \sqrt{\log(4L/\delta)} \right) \leq \frac{\delta}{2}. \quad (21)$$

Time steps $L + 1$ to N . Next, we derive the concentration bound for the stationary time steps $t' \in [L + 1, N]$ if $N > L$. Let the sum of centered costs be denoted as

$$S_N := \sum_{t'=L+1}^N (C_{t'}(\tau) - \mathbb{E}_F[C(\tau)]).$$

We decompose the sum into the sum of $L + 1$ different components, where each sub-component is the sum of independent random variables. Indeed, for $j \in \{0, 1, \dots, L\}$, we define residue classes of the time steps in $[L + 1, N]$ by partitioning them into blocks with spacing $L + 1$,

$$G_j := \{t' \in [L + 1, N] : t' \equiv j \pmod{L + 1}\}$$

and decompose the sum

$$S_N = \sum_{j=0}^L S_{N_j}, \quad S_{N_j} := \sum_{t' \in G_j} (C_{t'}(\tau) - \mathbb{E}_F[C(\tau)]).$$

By Lemma 5, the costs incurred from time step $t' = L$ are $(L + 1)$ -dependent and thus for each $j \in \{0, 1, \dots, L\}$, the partial sum S_{N_j} is a sum of at most $N_j := |G_j| \leq \lceil (N - L)/(L + 1) \rceil$ mutually independent sub-Gaussian variables. By Lemma 6, the centered costs $C_{t'}(\tau) - \mathbb{E}_F[C(\tau)]$ are σ_C^2 -sub-Gaussian, that is,

$$\mathbb{E}_F[\exp(\varepsilon(C_{t'}(\tau) - \mathbb{E}_F[C(\tau)]))] \leq \exp\left(\frac{\varepsilon^2 \sigma_C^2}{2}\right) \quad \forall \varepsilon \in \mathbb{R}.$$

It follows from the independence of the summands of the S_{N_j} that the latter are sub-Gaussian. For all $\varepsilon \in \mathbb{R}$ it holds that

$$\mathbb{E}_F[\exp(\varepsilon S_{N_j})] \leq \exp\left(\frac{\varepsilon^2 \sigma_C^2 N_j}{2}\right). \quad (22)$$

Next, we bound the moment generating function of the total sum. We apply Hölder's inequality for expectations with equal conjugate exponents $p = L + 1$ to the non-negative random variables $\exp(\lambda S_{N_j})$. This gives the following bound for the total sum S_N ,

$$\mathbb{E}_F[\exp(\lambda S_N)] = \mathbb{E}_F\left[\exp\left(\lambda \sum_{j=0}^L S_{N_j}\right)\right] = \mathbb{E}_F\left[\prod_{j=0}^L \exp(\lambda S_{N_j})\right] \leq \prod_{j=0}^L \left(\mathbb{E}_F[\exp(p\lambda S_{N_j})]\right)^{1/p} \quad \forall \lambda \in \mathbb{R}.$$

Using Eq. (22) with $\varepsilon = p\lambda$, and $p = L + 1$ as well as $\sum_{j=0}^L N_j = N - L$, we obtain

$$\begin{aligned} \prod_{j=0}^L \left(\mathbb{E}_F \left[\exp(p\lambda S_{N_j}) \right] \right)^{1/p} &\leq \prod_{j=0}^L \left(\exp \left(\frac{p^2 \lambda^2 \sigma_C^2 N_j}{2} \right) \right)^{1/p} \\ &= \exp \left(\frac{p \lambda^2 \sigma_C^2 \sum_{j=0}^L N_j}{2} \right) \\ &= \exp \left(\frac{(L+1) \lambda^2 \sigma_C^2 (N-L)}{2} \right). \end{aligned}$$

With the standard Chernoff bound argument, we have for any $u > 0$ and $\lambda > 0$ that

$$\begin{aligned} \mathbb{P}_F(S_N \geq u) &\leq \exp(-\lambda u) \cdot \mathbb{E}_F[\exp(\lambda S_N)] \\ &\leq \exp \left(-\lambda u + \frac{(L+1) \lambda^2 \sigma_C^2 (N-L)}{2} \right) \\ &\leq \exp \left(-\frac{u^2}{2(L+1) \sigma_C^2 (N-L)} \right), \end{aligned}$$

where in the last step we have set $\lambda = u/(L+1) \sigma_C^2 (N-L)$. By symmetry, it follows the bound on the absolute difference between the empirical and the expected cost

$$\mathbb{P}_F \left(\frac{1}{N} \left| \sum_{t'=L+1}^N (C_{t'}(\tau) - \mathbb{E}_F[C(\tau)]) \right| \geq \varepsilon \right) = \mathbb{P}_F \left(\frac{1}{N} |S_N| \geq \varepsilon \right) \leq \frac{\delta}{2}, \quad (23)$$

where $\varepsilon = \sigma_C \sqrt{\frac{2(L+1)(N-L) \log(4/\delta)}{N^2}}$.

Combining both sets of time steps. We combine the above bound with that for the first L time steps in Eq. (21). By a union bound, we obtain with probability at least $1 - \delta$ that

$$\frac{1}{N} \left| \sum_{t'=1}^N (C_{t'}(\tau) - \mathbb{E}_F[C(\tau)]) \right| \leq \sigma_C \left(\frac{L}{N} \sqrt{\log(4L/\delta)} + \sqrt{\frac{2(L+1) \log(4/\delta)}{N}} \right).$$

Finally, under the stated assumption $L \leq N$ it holds that $\frac{L}{N} \leq \sqrt{\frac{L+1}{N}}$, and the above bound implies that $|\hat{\mu}(\tau, s, t) - \mu_s(\tau)| \leq b_{s,t}$, where

$$b_{s,t} = H_{\text{BL}} \sqrt{\frac{2 \log(4(L+1)/\delta)}{N}}$$

with $H_{\text{BL}} = 2\sqrt{L+1} \sigma_C = 2\sqrt{2} \sigma \sqrt{(L+1)(Lh^2 + (h+b)^2(4L+5))}$. \square

B.2. Proof of Lemma 3 (Counterfactual Policy Evaluation)

We establish the left-sided feedback in the lost-sales regime under a time-varying base-stock level as stated in Lemma 3. The lemma claims that we can evaluate the cost estimates $\hat{\mu}(\tau, s, t)$ of any base-stock policy with level τ when a sequence of base-stock levels $(\tau_{t'})_{t' \in [s, t]}$ with $\tau \leq \tau_{t'}$ for all steps t' in a contiguous interval $[s, t]$ is implemented. If lead time is positive, this holds only for non-decreasing sequences $(\tau_{t'})_{t' \in [s, t]}$.

LEMMA 3 (Counterfactual Policy Evaluation). Suppose $(\tau_{t'})_{t' \in [s,t]}$ is the sequence of base-stock levels implemented over a time interval $[s, t]$, and τ a fixed base-stock level. Let $(I_{t'}, Q_{t'-L}, \dots, Q_{t'-1})_{t' \in [s,t]}$ and $(I_{t'}^\tau, Q_{t'-L}^\tau, \dots, Q_{t'-1}^\tau)_{t' \in [s,t]}$ denote the sequences of inventory vectors collected from policies $(\tau_{t'})_{t' \in [s,t]}$ and τ , respectively, under a shared sequence of demands $(D_{t'})_{t' \in [s,t]}$. Then the costs $(C_{t'}(\tau))_{t' \in [s,t]}$ incurred by policy τ can be counterfactually evaluated in each of the following cases

1. Under demand backlogging, for any $\tau \in [0, U]$,
2. Under lost-sales if $L = 0$, for any $\tau \leq \tau_{t'} \forall t' \in [s, t]$, if $\max\{I_s, \tau\} \geq I_s^\tau$,
3. Under lost-sales if $L > 0$, for any $\tau \leq \tau_{t'} \forall t' \in [s, t]$, if the sequence $(\tau_{t'})_{t' \in [s,t]}$ is non-decreasing and

$$I_s \geq I_s^\tau, \quad Q_{s-i} \geq Q_{s-i}^\tau \forall i = 1, \dots, L, \quad \tau_s - \left(I_s + \sum_{i=1}^L Q_{s-i} \right) \geq \tau - \left(I_s^\tau + \sum_{i=1}^L Q_{s-i}^\tau \right) \geq 0.$$

Proof. As mentioned in the discussion of Lemma 3 in Section 3, the result for the backlogging setting follows directly from the fact that demand is always observed and the cost function is fully specified given the demand realizations. To show the result for the lost-sales setting, we first prove that, under the stated conditions on the starting inventory vectors, the inventory level after replenishment under $\tau_{t'}$ always exceeds that of the policy parameterized by the lower level τ . More precisely, it will be proved by induction over the time step t' that for all $t' \in [s, t]$ it holds that

$$I_{t'} + Q_{t'-L} \geq I_{t'}^\tau + Q_{t'-L}^\tau.$$

After proving that this condition holds, we show that it is sufficient for full counterfactual inference. We begin by considering the setting with lead time $L = 0$.

Base case $t' = s$: By assumption we have $\max\{I_s, \tau\} \geq I_s^\tau$ and $\tau_s \geq \tau$. Since

$$I_s + Q_s = I_s + [\tau_s - I_s]^+ = \max\{I_s, \tau_s\}$$

and

$$I_s^\tau + Q_s^\tau = I_s^\tau + [\tau - I_s^\tau]^+ = \max\{I_s^\tau, \tau\}$$

and as the maximum is monotone non-decreasing, we get

$$I_s + Q_s = \max\{I_s, \tau_s\} \geq \max\{I_s^\tau, \tau\} = I_s^\tau + Q_s^\tau.$$

Inductive step: Suppose the induction hypothesis

$$I_{t'} + Q_{t'} \geq I_{t'}^\tau + Q_{t'}^\tau$$

holds. This implies for the inventory level in the next time step

$$I_{t'+1} = [I_{t'} + Q_{t'} - D_{t'}]^+ \geq [I_{t'}^\tau + Q_{t'}^\tau - D_{t'}]^+ = I_{t'+1}^\tau.$$

By the assumption $\tau_{t'+1} \geq \tau$, it follows

$$I_{t'+1} + [\tau_{t'+1} - I_{t'+1}]^+ = \max\{I_{t'+1}, \tau_{t'+1}\} \geq \max\{I_{t'+1}^\tau, \tau\} = I_{t'+1}^\tau + [\tau - I_{t'+1}^\tau]^+.$$

Thus, the stated result holds for all $t' \in [s, t]$.

Next, we show the result for the case $L > 0$. We show by induction over t' that, if the starting inventory vectors satisfy the conditions specified in Lemma 3.3, then they do so for all $t' \in [s, t]$ in which $\tau_{t'}$ does not decrease. The stated result follows immediately from inequalities $I_{t'} \geq I_{t'}^\tau$ and $Q_{t'-L} \geq Q_{t'-L}^\tau$.

Base case: For $t' = s$, this is trivially satisfied by assumption.

Inductive step: Suppose the induction hypothesis

$$\begin{aligned} I_{t'} &\geq I_{t'}^\tau \\ Q_{t'-i} &\geq Q_{t'-i}^\tau \quad \forall i = 1, \dots, L \\ \tau_{t'} - \left(I_{t'} + \sum_{i=1}^L Q_{t'-i} \right) &\geq \tau - \left(I_{t'}^\tau + \sum_{i=1}^L Q_{t'-i}^\tau \right) \geq 0. \end{aligned}$$

holds. Recall that the inventory balance equations are given by

$$\begin{aligned} (I_{t'+1}, Q_{t'-L+1}, \dots, Q_{t'}) &= \left([I_{t'} + Q_{t'-L} - D_{t'}]^+, Q_{t'-L+1}, \dots, Q_{t'-1}, [\tau_{t'} - (I_{t'} + \sum_{i=1}^L Q_{t'-i})]^+ \right), \\ (I_{t'+1}^\tau, Q_{t'-L+1}^\tau, \dots, Q_{t'}^\tau) &= \left([I_{t'}^\tau + Q_{t'-L}^\tau - D_{t'}]^+, Q_{t'-L+1}^\tau, \dots, Q_{t'-1}^\tau, [\tau - (I_{t'}^\tau + \sum_{i=1}^L Q_{t'-i}^\tau)]^+ \right). \end{aligned}$$

Under the induction hypothesis, we have for the first and the last elements

$$\begin{aligned} I_{t'+1} &= [I_{t'} + Q_{t'-L} - D_{t'}]^+ \geq [I_{t'}^\tau + Q_{t'-L}^\tau - D_{t'}]^+ = I_{t'+1}^\tau, \\ Q_{t'} &= [\tau_{t'} - (I_{t'} + \sum_{i=1}^L Q_{t'-i})]^+ \geq [\tau - (I_{t'}^\tau + \sum_{i=1}^L Q_{t'-i}^\tau)]^+ = Q_{t'}^\tau \end{aligned}$$

and for $i = 1, \dots, L-1$ that

$$Q_{t'-i} \geq Q_{t'-i}^\tau.$$

What remains to be shown is

$$\tau_{t'+1} - \left(I_{t'+1} + \sum_{i=0}^{L-1} Q_{t'-i} \right) \geq \tau - \left(I_{t'+1}^\tau + \sum_{i=0}^{L-1} Q_{t'-i}^\tau \right) \geq 0.$$

The second inequality is evident from the induction hypothesis and the inventory dynamics under base-stock level τ . To show the first inequality, recall that the sequence of base-stock levels implemented is assumed to be non-decreasing. Therefore, it holds that

$$\begin{aligned} \tau_{t'+1} - \left(I_{t'+1} + \sum_{i=0}^{L-1} Q_{t'-i} \right) &\geq \tau_{t'} - \left(I_{t'+1} + \sum_{i=0}^{L-1} Q_{t'-i} \right) \\ &= \tau_{t'} - \left([I_{t'} + Q_{t'-L} - D_{t'}]^+ + \sum_{i=1}^{L-1} Q_{t'-i} + [\tau_{t'} - (I_{t'} + \sum_{i=1}^L Q_{t'-i})]^+ \right) \end{aligned}$$

$$\begin{aligned}
&= \tau_{t'} - \left([I_{t'} + Q_{t'-L} - D_{t'}]^+ + \sum_{i=1}^{L-1} Q_{t'-i} + \tau_{t'} - (I_{t'} + \sum_{i=1}^L Q_{t'-i}) \right) \\
&= I_{t'} + Q_{t'-L} - [I_{t'} + Q_{t'-L} - D_{t'}]^+,
\end{aligned}$$

where the second to last equality follows from the induction hypothesis. Accordingly, under the policy with fixed level τ , it holds the equality

$$\tau - \left(I_{t'+1}^\tau + \sum_{i=0}^{L-1} Q_{t'-i}^\tau \right) = I_{t'}^\tau + Q_{t'-L}^\tau - [I_{t'}^\tau + Q_{t'-L}^\tau - D_{t'}]^\tau.$$

Therefore, the inequality to be shown reduces to

$$I_{t'} + Q_{t'-L} - [I_{t'} + Q_{t'-L} - D_{t'}]^+ \geq I_{t'}^\tau + Q_{t'-L}^\tau - [I_{t'}^\tau + Q_{t'-L}^\tau - D_{t'}]^\tau,$$

which is equivalent to

$$\min\{I_{t'} + Q_{t'-L}, D_{t'}\} \geq \min\{I_{t'}^\tau + Q_{t'-L}^\tau, D_{t'}\}$$

and satisfied by the induction hypothesis.

Sufficiency of Larger On-Hand Inventory for Counterfactual Inference. It follows from the above that the on-hand inventory after replenishment under policy $\tau_{t'}$ is always at least as large as that under policy τ . Specifically, if

$$I_{t'} + Q_{t'-L} \geq I_{t'}^\tau + Q_{t'-L}^\tau,$$

then the counterfactual sales under τ ,

$$Y_{t'}^\tau := \min\{I_{t'}^\tau + Q_{t'-L}^\tau, D_{t'}\} = \min\{I_{t'}^\tau + Q_{t'-L}^\tau, Y_{t'}\},$$

and consequently the leftover inventory

$$I_{t'+1}^\tau = I_{t'}^\tau + Q_{t'-L}^\tau - Y_{t'}^\tau = [I_{t'}^\tau + Q_{t'-L}^\tau - Y_{t'}]^\tau$$

can be evaluated directly using the sales $Y_{t'}$ observed by the implementation of $\tau_{t'}$. As a result, for known cost parameters h and b , the cost function

$$C_{t'}(\tau) = h \cdot I_{t'+1}^\tau - b \cdot Y_{t'}^\tau$$

for any $\tau \leq \tau_{t'}$ is measurable with respect to the data generated under $\tau_{t'}$. □

B.3. Proof of Fact 1

Fact 1 Suppose τ_t^* and τ_{t+1}^* are the minima of two cost functions μ_t and μ_{t+1} , respectively, with $\tau_t^* < \tau_{t+1}^*$. Then, there do not exist τ_1, τ_2 satisfying $\tau_t^* \leq \tau_1 < \tau_2 \leq \tau_{t+1}^*$ for which $\mu_t(\tau_1) = \mu_{t+1}(\tau_1)$ and $\mu_t(\tau_2) = \mu_{t+1}(\tau_2)$.

Proof. Let $\tau_t^* \leq \tau_1 < \tau_2 \leq \tau_{t+1}^*$ and suppose, toward a contradiction, that $\mu_t(\tau_1) = \mu_{t+1}(\tau_1)$ and $\mu_t(\tau_2) = \mu_{t+1}(\tau_2)$. On the one hand, by convexity of μ_t (Lemma 2), this function is non-decreasing on $[\tau_t^*, U]$. Since $\tau_t^* \leq \tau_1 < \tau_2$, we have that $\mu_t(\tau_1) \leq \mu_t(\tau_2)$, and using the assumed equalities this yields $\mu_{t+1}(\tau_1) \leq \mu_{t+1}(\tau_2)$. On the other hand, because $\tau_1 < \tau_2 \leq \tau_{t+1}^*$ and by convexity of μ_{t+1} , it must hold that $\mu_{t+1}(\tau_1) \geq \mu_{t+1}(\tau_2)$. Combining the two inequalities we obtain that $\mu_{t+1}(\tau_1) = \mu_{t+1}(\tau_2)$ and hence $\mu_t(\tau_1) = \mu_t(\tau_2)$. Again using the convexity of μ_t and μ_{t+1} , both functions must be constant over the interval $[\tau_1, \tau_2]$, and every point on $[\tau_1, \tau_2]$ must attain the same minimal value as the respective optimum. It follows that $\mu_t(\tau_t^*) = \mu_t(\tau_1) = \mu_{t+1}(\tau_1) = \mu_{t+1}(\tau_{t+1}^*)$. However, this contradicts the strict ordering $\tau_t^* < \tau_{t+1}^*$. Therefore, it must be that $\mu_t(\tau_1) \neq \mu_{t+1}(\tau_1)$ or $\mu_t(\tau_2) \neq \mu_{t+1}(\tau_2)$ for any τ_1, τ_2 with $\tau_t^* \leq \tau_1 < \tau_2 \leq \tau_{t+1}^*$. \square

Appendix C: Proof of Theorem 1

Before establishing the lower bound for the non-stationary problem, we first derive a lower bound under stationary conditions. The proof closely follows that of Zhang et al. (2020, Proposition 1), who establish the lower bound for the stationary demand lost-sales model. For completeness, we slightly generalize the result to apply for both backlogging and lost-sales models.

LEMMA 7 (Static Regret Lower Bound Under Stationary Demand). *Consider the inventory control problem with stationary demand and zero lead time, under either demand backlogging or lost-sales. For any learning algorithm and time horizon $T \geq 5$, the expected regret is lower bounded by $\mathbb{E}[R(T)] = \Omega(\sqrt{T})$.*

Proof. Consider the following problem instance. Demand is either fully backlogged or lost, the cost parameters satisfy $h = b = 1$, and the time horizon is $T \geq 5$. In each period, demand D is drawn i.i.d. from one of the following two continuous distributions

$$F^a(x) = \begin{cases} \left(\frac{1}{8} + \frac{1}{4\sqrt{T}}\right)x, & 0 \leq x < 4 \\ \frac{1}{2} + \frac{1}{\sqrt{T}}, & 4 \leq x < 400 \\ \left(\frac{1}{8} - \frac{1}{4\sqrt{T}}\right)(x - 400) + \frac{1}{2} + \frac{1}{\sqrt{T}}, & 400 \leq x < 404 \\ 1, & x \geq 404, \end{cases} \quad F^b(x) = \begin{cases} \left(\frac{1}{8} - \frac{1}{4\sqrt{T}}\right)x, & 0 \leq x < 4 \\ \frac{1}{2} - \frac{1}{\sqrt{T}}, & 4 \leq x < 400 \\ \left(\frac{1}{8} + \frac{1}{4\sqrt{T}}\right)(x - 400) + \frac{1}{2} - \frac{1}{\sqrt{T}}, & 400 \leq x < 404 \\ 1, & x \geq 404. \end{cases}$$

The distributions F^a and F^b are constructed such that their optimal base-stock levels are far apart. Consequently, any learning algorithm must correctly identify which of the two distributions governs demand in order to select a near-optimal policy. However, the two distributions differ only by perturbations of order $1/\sqrt{T}$. As a result, distinguishing between F^a and F^b requires on the order of T samples. Moreover, when the algorithm selects a base-stock level corresponding to the wrong region, it incurs an expected per-period regret of order $1/\sqrt{T}$. Since the algorithm must make such mistakes with constant probability at each time step, the cumulative regret is lower bounded by $\Omega(\sqrt{T})$.

We first show that under F^a , whenever the base-stock level selected τ_t is larger than 200, the instantaneous regret is bounded from below as $\mu(\tau_t) - \mu(\tau_a^*) \geq \frac{h+b}{\sqrt{T}}(\tau_t - \tau_a^*)$, where $\tau_a^* = \arg \min_{\tau \in [0, U]} \mu(\tau)$

denotes the optimal base-stock level when $D \sim F^a$. Similarly, under F^b when $\tau_t \leq 200$, the cost is $\mu(\tau_t) - \mu(\tau_b^*) \geq \frac{h+b}{\sqrt{T}}(\tau_t - \tau_b^*)$ where $\tau_b^* = \arg \min_{\tau \in [0, U]} \mu(\tau)$ is the optimal base-stock level when $D \sim F^b$.

We start by assuming that the demand follows distribution F^a . With zero lead time and i.i.d. demand, the expected asymptotic pseudo cost in *both* the lost-sales and demand backlog model can be expressed as

$$\begin{aligned} \mu(\tau) &:= \mathbb{E}_{F^a} \left[\lim_{T \rightarrow \infty} \frac{1}{T} \sum_{t=1}^T C_t(\tau) \right] = \mathbb{E}_{F^a} [C_t(\tau)] \\ &= h \cdot \mathbb{E}_{F^a} [[\tau - D]^+] + b \cdot \mathbb{E}_{F^a} [[D - \tau]^+] - b \cdot \mathbb{E}_{F^a} [D]. \end{aligned}$$

The derivative with respect to the base-stock level is given by

$$\mu'(\tau) = h \cdot \mathbb{P}_{F^a}(D \leq \tau) - b \cdot \mathbb{P}_{F^a}(D > \tau) = (h+b)F^a(\tau) - b.$$

Note that the optimal base-stock level in both the lost-sales and the backlogging model satisfies $\mu'(\tau_a^*) = (h+b)F^a(\tau_a^*) - b = 0$. Hence when $b = h = 1$ this gives $F^a(\tau) = \frac{b}{h+b} = \frac{1}{2}$. Since $F^a(x)$ increases on $[2, 4]$ linearly from $\frac{1}{4} + \frac{1}{2\sqrt{T}} < \frac{1}{2}$ to $\frac{1}{2} + \frac{1}{\sqrt{T}}$, the optimal base-stock level under F^a satisfies $\tau_a^* \in (2, 4)$.

Using the definition of the cumulative distribution F^a , for $\tau \in [4, 400)$ we have that

$$\mu'(\tau) = (h+b) \left(\frac{1}{2} + \frac{1}{\sqrt{T}} \right) - b > 0.$$

With the convexity of the cost function (Lemma 2), we obtain for any $\tau_t \geq 4$ that

$$\begin{aligned} \mu(\tau_t) - \mu(\tau_a^*) &= \int_{\tau_a^*}^{\tau_t} \mu'(u) du = \int_{\tau_a^*}^4 \mu'(u) du + \int_4^{\tau_t} \mu'(u) du \\ &\geq \int_4^{\tau_t} \left((h+b) \left(\frac{1}{2} + \frac{1}{\sqrt{T}} \right) - b \right) du = \left((h+b) \left(\frac{1}{2} + \frac{1}{\sqrt{T}} \right) - b \right) (\tau_t - 4) \\ &= \frac{h+b}{\sqrt{T}} (\tau_t - 4). \end{aligned}$$

Consequently, if $\tau_t > 200$, then inventory is overstocked by more than 196 units, and the cost per time step is at least $196 \frac{(h+b)}{\sqrt{T}}$.

Analogously, under demand distribution F^b , the equation $F^b(\tau_b^*) = \frac{1}{2}$ has the solution $\tau_b^* \in (400, 402)$. For $\tau \in [4, 400)$, the derivative of the cost function is $\mu'(\tau) = (h+b) \left(\frac{1}{2} - \frac{1}{\sqrt{T}} \right) - b < 0$ and

$$\begin{aligned} \mu(\tau_t) - \mu(\tau_b^*) &= - \int_{\tau_t}^{\tau_b^*} \mu'(u) du = - \int_{\tau_t}^{400} \mu'(u) du - \int_{400}^{\tau_b^*} \mu'(u) du \\ &\geq - \int_{\tau_t}^{400} \left((h+b) \left(\frac{1}{2} - \frac{1}{\sqrt{T}} \right) - b \right) du = - \left((h+b) \left(\frac{1}{2} - \frac{1}{\sqrt{T}} \right) - b \right) (400 - \tau_t) \\ &= \frac{h+b}{\sqrt{T}} (400 - \tau_t). \end{aligned}$$

Therefore, whenever $\tau_t \leq 200$, the inventory is understocked by more than 200 units, and the instantaneous cost is at least $200 \frac{(h+b)}{\sqrt{T}}$.

Taken together, the (static) expected regret is lower bounded as

$$\begin{aligned}\mathbb{E}[R(T)] &\geq \frac{196(h+b)}{\sqrt{T}} \max \left\{ \sum_{t=1}^T \mathbb{P}_{F^a}(\tau_t > 200), \sum_{t=1}^T \mathbb{P}_{F^b}(\tau_t \leq 200) \right\} \\ &\geq \frac{196(h+b)}{2\sqrt{T}} \sum_{t=1}^T \max \left\{ \mathbb{P}_{F^a}(\tau_t > 200), \mathbb{P}_{F^b}(\tau_t \leq 200) \right\}.\end{aligned}\quad (24)$$

Using Tsybakov's Theorem (Tsybakov 2009, Theorem 2.2), it holds that

$$\max \left\{ \mathbb{P}_{F^a}(\tau_t > 200), \mathbb{P}_{F^b}(\tau_t \leq 200) \right\} \geq \frac{1}{4} \exp(-\text{KL}_{t-1}(\mathbb{P}_{F^a}, \mathbb{P}_{F^b})),$$

where $\text{KL}_t(\mathbb{P}_{F^a}, \mathbb{P}_{F^b}) = \mathbb{E}_{F^a} \left[\log \left(\frac{\mathbb{P}_{F^a}(D_1, \dots, D_t)}{\mathbb{P}_{F^b}(D_1, \dots, D_t)} \right) \right]$ is the Kullback-Leibler divergence, and we have that $\text{KL}_t(\mathbb{P}_{F^a}, \mathbb{P}_{F^b}) \leq \frac{7t}{T}$ (Zhang et al. 2020). It follows that

$$\max \left\{ \mathbb{P}_{F^a}(\tau_t > 200), \mathbb{P}_{F^b}(\tau_t \leq 200) \right\} \geq \frac{1}{4} \exp\left(\frac{-7(t-1)}{T}\right) \geq \frac{1}{4} \exp(-7),$$

and finally with Eq. (24) that

$$\mathbb{E}[R(T)] \geq \frac{196(h+b)}{2\sqrt{T}} \sum_{t=1}^T \frac{1}{4} \exp(-7) = \frac{49(h+b) \exp(-7)}{2} \sqrt{T} = \Omega(\sqrt{T}).$$

□

THEOREM 1. *The expected regret of any learning algorithm for the demand backlogging or the lost-sales model with zero lead time and $T \geq 5$ is lower bounded as $\mathbb{E}[R(T)] = \Omega(\sqrt{ST})$, even when S is known.*

Proof. The proof proceeds by constructing an instance such that any algorithm must incur $\mathcal{O}(\sqrt{ST})$ regret. We assume, without loss of generality, that the algorithm is given exact knowledge of change points. Moreover, we allow any inventory held at a change point to be cleared instantaneously at zero cost. These assumptions strictly simplify the problem, and therefore any lower bound established applies to the original problem, in which change points are unknown and inventory can only be depleted through stochastic demand.

Let the change points be placed uniformly over the time horizon T , resulting in S stationary segments each of length approximately T/S . Within each segment, demand is i.i.d. and drawn from a continuous distribution. By Lemma 7, the worst-case expected regret incurred over a single stationary segment of length T/S is lower bounded by $\Omega(\sqrt{T/S})$. Summing over the S segments yields

$$\mathbb{E}[R(T)] = \sum_{s=1}^S \Omega(\sqrt{T/S}) = \Omega(\sqrt{ST}).$$

□

Appendix D: Regret Analysis

In this section we provide the proofs of the regret upper bounds for our algorithms. The rest of this section is organized as follows.

- Appendix D.1: Additional notation, general regret decomposition, and auxiliary results
- Appendix D.2: Proof of Theorem 2 for NSIC-BL (Algorithm 1)
- Appendix D.3: Proof of Theorem 3 for NSIC-LS (Algorithm 2)
- Appendix D.4: Proof of Theorem 4 for NSIC-LSL (Algorithm 3)

D.1. Notation and Auxiliary Results

We start off by providing a unified regret analysis for all of the algorithms that we develop. The regret naturally decomposes into two components.

1. Discretization error, which accumulates since the algorithms only employ base-stock levels from the finite grid \mathcal{A}_γ .
2. Estimation error, which arises because the algorithm selects base-stock levels based on finite-sample estimates rather than the true expected costs.

LEMMA 8 (General Regret Decomposition). *For NSIC-BL, NSIC-LS, and NSIC-LSL (Algorithms 1 to 3), the dynamic regret can be decomposed as*

$$R(T) = R_\gamma(T) + R_\tau(T), \quad (25)$$

where

$$R_\gamma(T) := \sum_{t \in [T]} \left(\mu_t(\tau_t^{*\gamma}) - \mu_t(\tau_t^*) \right), \quad R_\tau(T) := \sum_{t \in [T]} \left(\mu_t(\tau_t) - \mu_t(\tau_t^{*\gamma}) \right).$$

Moreover, the regret due to discretization satisfies $R_\gamma(T) \leq T\gamma \max\{h, b\}$.

Proof. One readily verifies, following the definitions of each component, that the terms $R_\gamma(T)$ and $R_\tau(T)$ together constitute the total regret $R(T) = \sum_{t \in [T]} (\mu_t(\tau_t) - \mu_t(\tau_t^*))$. By the Lipschitz continuity of the cost function (Lemma 1), the discretization error accumulated over the time horizon is upper bounded as $R_\gamma(T) = \sum_{t \in [T]} (\mu_t(\tau_t^{*\gamma}) - \mu_t(\tau_t^*)) \leq T\gamma \max\{h, b\}$. \square

To analyze the estimation error, we partition the horizon into intervals defined by true and detected change points. Within each interval, the demand distribution is fixed, hence our concentration inequality (Eq. (6)) can be employed since costs are stationary. Moreover, within each interval the algorithm operates without restarts. This allows us to bound the suboptimality gap of policy τ_v^k via the selection criteria (Eqs. (8), (10) and (13)) and use the fact that there has not been a change point detected, i.e., Eqs. (9), (11), (12) and (17) are not satisfied. Towards this, we define some additional notation for the rest of the analysis as follows.

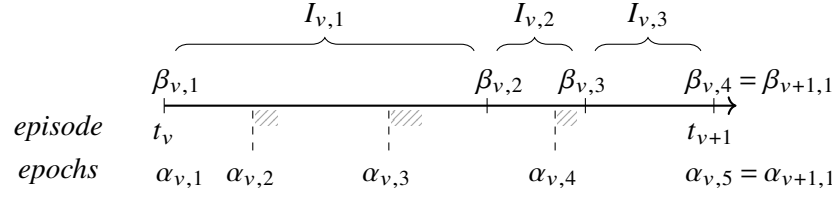


Figure 5 An episode $[t_v, t_{v+1} - 1]$ containing $S_v = 3$ stationary segments and consisting of four epochs. The change at $\beta_{v,3}$ follows an undetected change at $\beta_{v,2}$ and causes the beginning of the next episode at t_{v+1} . The shaded areas indicate time steps $t \in [\alpha_{v,k}, \bar{\alpha}_{v,k} - 1]$ when the sum of inventory on-hand and in transit is reduced from τ_v^{k-1} to τ_v^k by suspending orders.

We use \hat{S} to denote the total number of episodes, which is equivalent to one plus the total number of detected changes. Moreover, let the actual number of stationary segments within an episode v be denoted by S_v and the i 'th change point within episode v by $\beta_{v,i}$ with

$$t_v = \beta_{v,1} \leq \beta_{v,2} < \dots < \beta_{v,S_v} \leq \beta_{v,S_v+1} = t_{v+1}$$

and $t_{\hat{S}+1} := T$. We use $I_{v,i} := [\beta_{v,i}, \beta_{v,i+1} - 1]$ with $v = 1, \dots, \hat{S}$ and $i = 1, \dots, S_v$ to denote the stationary time intervals without detected or actual changes. See Fig. 5 for an illustration of the variables introduced by means of the example of one episode.

Next we establish that for each algorithm the construction of the estimates for the mean cost function $\hat{\mu}(\tau, s, t)$ are accurate for $\mu_s(\tau)$ with high probability.

LEMMA 9. For any $\delta \in (0, 1)$ let $\delta' = \delta\gamma/T^2U$. Consider estimates $\hat{\mu}(\tau, s, t)$ constructed from the cost observations collected while executing the sequence of policies $(\tau_{t'})_{t' \in [s, t]}$ via Algorithms 1 to 3 together with confidence terms $b_{s,t} = H_{BL} \sqrt{\frac{2 \log(4(L+1)/\delta')}{t-s}}$ or $b_{s,t} = H_{LS} \sqrt{\frac{2 \log(2/\delta')}{t-s}}$, respectively. Define the events

$$\begin{aligned} \mathcal{E}_{BL} &= \left\{ |\hat{\mu}(\tau, s, t) - \mu_s(\tau)| \leq b_{s,t} \mid \forall \tau \in \mathcal{A}_\gamma \text{ and time steps } s, t \text{ with } t - s \geq L, \text{ and } F_{t'} = F_s \forall t' \in [s, t - 1] \right\}, \\ \mathcal{E}_{LS} &= \left\{ |\hat{\mu}(\tau, s, t) - \mu_s(\tau)| \leq b_{s,t} \mid \begin{array}{l} \forall \tau \leq \tau_v^k \text{ and time steps } s, t \text{ with } F_{t'} = F_s \forall t' \in [s, t - 1], \\ \forall \tau \in \mathcal{A}_\gamma \text{ and time steps } s, t \text{ with } F_{t'} = F_s \text{ and } \tau_{t'} = U \forall t' \in [s, t - 1] \end{array} \right\}, \\ \mathcal{E}_{LSL} &= \left\{ |\hat{\mu}(\tau, s, t) - \mu_s(\tau)| \leq b_{s,t} \mid \begin{array}{l} \forall \tau \leq \tau_v^k \text{ and time steps } s, t \text{ with } [s, t] \subseteq [\bar{\alpha}_{v,k}, \alpha_{v,k+1} - 1] \\ \text{for some episode } v \text{ and epoch } k \text{ and } F_{t'} = F_s \forall t' \in [s, t - 1] \end{array} \right\}. \end{aligned}$$

For any $\mathcal{E} \in \{\mathcal{E}_{BL}, \mathcal{E}_{LS}, \mathcal{E}_{LSL}\}$ we have that $\mathbb{P}(\mathcal{E}) \geq 1 - \delta$.

In \mathcal{E}_{BL} we require stationary time intervals for which $t - s \geq L$ in order to satisfy the requirements of Lemma 4. We are able to derive estimates for all possible base-stock levels $\tau \in \mathcal{A}_\gamma$ using the feedback structure in Lemma 3 for backlogging. In \mathcal{E}_{LS} this is also the case when playing the base-stock policy $\tau_{t'} = U$ due to the left-sided feedback (Lemma 3). Moreover, by selecting the *largest* base-stock level via the selection rule (see Eq. (7)) the concentration holds for all base-stock levels $\tau \leq \tau_v^k$. Lastly, in \mathcal{E}_{LSL} besides

stationarity we require the inventory position to not exceed the implemented base-stock level τ_v^k to allow for left-sided feedback as per Lemma 3. With the construction of $\bar{\alpha}_{v,k}$ as the first time step in epoch k in which this condition is met, we obtain concentration for all base-stock levels $\tau \leq \tau_v^k$ over stationary subintervals of $[\bar{\alpha}_{v,k}, \alpha_{v,k+1} - 1]$.

Proof. For each event, we provide a separate proof depending on the algorithm employed.

NSIC-BL Algorithm. This algorithm implements base-stock policy τ_v^k in epoch k of episode v . By Lemma 3, the observations collected under policy τ_v^k allow us to determine the costs $(C_{t'}(\tau))_{t' \in [s,t]}$ and hence the estimates $\hat{\mu}(\tau, s, t)$ for any $\tau \in \mathcal{A}_\gamma$ and any $[s, t] \subseteq [T]$. Notably, this also holds for the time steps right after the base-stock level is decreased at the beginning of the next epoch $k + 1$. In these steps, the algorithm suspends orders over a sequence of time steps in order to bring the inventory position from τ_v^k to τ_v^{k+1} . Despite the fact that no orders are being placed to reduce inventory, demands and therefore the counterfactual costs remain to be observed.

Using Lemma 4, the concentration inequalities $|\hat{\mu}(\tau, s, t) - \mu_s(\tau)| \leq b_{s,t}$ hold with probability $1 - \delta'$ for any stationary interval $[s, t]$ with $t - s \geq L$. The condition on the initial inventory position stated in Lemma 4 is always satisfied because the costs used to construct the estimators $\hat{\mu}(\tau, s, t)$ are computed via Eq. (2) from the counterfactual states $(I_{t'}^\tau, Q_{t'-L}^\tau, \dots, Q_{t'-1}^\tau)$, which always satisfy $I_s^\tau + \sum_{i=0}^L Q_{s-i}^\tau \leq \tau$. This follows from their initialization and the fact that the base-stock level according to which each of the states is updated is fixed.

Thus we have via a union bound over the T possible values of s and t and the U/γ different values of τ in \mathcal{A}_γ we have that $\mathbb{P}(\mathcal{E}_{BL}) \geq 1 - \delta$ with $\delta = \delta' T^2 U / \gamma$.

NSIC-LS Algorithm. This algorithm alternates between playing base-stock policy τ_v^k with sampling blocks of policy U . We start off by considering an interval $[s, t]$ for which the algorithm plays base-stock policy $\tau_t = U$. Here we obtain estimates $\hat{\mu}(\tau, s, t)$ over the stationary interval $[s, t]$ by using the left-sided feedback from Lemma 3 so long as $I_s^\tau \leq \tau$ for all $\tau \in \mathcal{A}_\gamma$. However, this condition is satisfied at all time steps t' when playing base-stock policy U . Indeed, initially at $t' = 0$ the counterfactual on-hand inventory $I_{t'}^\tau = 0$ by line 2 of Algorithm 2. Moreover, the condition that $I_{t'}^\tau \leq \tau$ then holds by definition of the inventory dynamics in Eq. (3). Then applying Lemma 4 we obtain that the concentration inequality $|\hat{\mu}(\tau, s, t) - \mu_s(\tau)| \leq b_{s,t}$ holds with probability $1 - \delta'$.

Next we consider the time steps where the algorithm implements the base-stock policy τ_v^k . Again we obtain estimates $\hat{\mu}(\tau, s, t)$ for all $\tau \leq \tau_v^k$ by using the left-sided feedback so long as $I_s^\tau \leq \tau$. This condition is satisfied by the same reasoning as above. Again, applying Lemma 4 we obtain that the concentration inequality $|\hat{\mu}(\tau, s, t) - \mu_s(\tau)| \leq b_{s,t}$ holds with probability $1 - \delta'$.

Then we have via a union bound over the T possible values of s and t and the U/γ different values of τ in \mathcal{A}_γ that $\mathbb{P}(\mathcal{E}_{LS}) \geq 1 - \delta$ with $\delta = \delta' T^2 U / \gamma$.

NSIC-LSL Algorithm. In this algorithm, the only base-stock level implemented is τ_v^k and that is decreased over the course of each episode v . By Lemma 3, playing τ_v^k allows us to observe costs for all $\tau \in \tau_v^k$ over intervals $[s, t]$, in which (i) the sequence of base-stock policies τ_v^k is non-decreasing, and (ii) the condition on factual and counterfactual inventory vectors stated in Lemma 3.3 is satisfied. Both conditions hold for all intervals $[s, t] \subseteq [\bar{\alpha}_{v,k}, \alpha_{v,k+1} - 1]$. In step $\bar{\alpha}_{v,k}$, the first time step after which the algorithm has suspended orders until the inventory position is reduced from a total of τ_v^{k-1} to at most the new target base-stock level τ_v^k , the counterfactual inventory states are reset according to Eq. (16) in line 11 of Algorithm 3. From $\bar{\alpha}_{v,k}$ on, until the end of the epoch, τ_v^k is constant and the condition in Lemma 3.3 on the starting inventory states is satisfied for all subsequent time steps in the same epoch (see proof of Lemma 3 in Appendix B.2).

Therefore, in epoch k of episode v we can evaluate $\hat{\mu}(\tau, s, t)$ for all $\tau \leq \tau_v^k$ and all $[s, t] \subseteq [\bar{\alpha}_{v,k}, \alpha_{v,k+1} - 1]$. By Lemma 4, the concentration inequality $|\hat{\mu}(\tau, s, t) - \mu_s(\tau)| \leq b_{s,t}$ for stationary subintervals of $[s, t] \subseteq [\bar{\alpha}_{v,k}, \alpha_{v,k+1} - 1]$ holds with probability $1 - \delta'$. With a union bound over the possible values of s, t and τ , we obtain with $\delta = \delta' T^2 U / \gamma$ that $\mathbb{P}(\mathcal{E}_{\text{LSL}}) \geq 1 - \delta$. \square

For the rest of our analysis we will condition on the events $\mathcal{E}_{\text{BL}}, \mathcal{E}_{\text{LS}}$ or \mathcal{E}_{LSL} holding. For ease of notation we will omit the specific algorithm and just denote the good-event as \mathcal{E} , where the specific algorithm will be clear from the context.

We next show in Lemma 10 that the algorithms only trigger restarts if there has been a change since the last restart. This allows us to bound the number of episodes with respect to S (the actual total number of stationary segments). The proof of Lemma 10 for NSIC-LS is adapted from (Auer et al. 2019, Lemma 7).

LEMMA 10 (No False Positive Change Detections). *Under event \mathcal{E} , the number of episodes \hat{S} of NSIC-BL, NSIC-LS and NSIC-LSL (Algorithms 1 to 3) is upper bounded by the number of stationary segments S . Furthermore, the total number of intervals satisfies $\sum_v \sum_i I_{v,i} \leq 2S - 1$.*

Proof. We first show by contradiction that in each episode but the last there is at least one change. Assume that the algorithm has detected a change in time step $t > t_v$ of episode v , but there has not been a change in the demand distribution in time interval $[t_v, t]$.

NSIC-BL Algorithm. Under this algorithm, there must be a base-stock level $\tau \in \mathcal{A}_\gamma$ and time steps s_1, s_2, s with $t_v \leq s_1 < s_2 < t$ and $t_v \leq s < t$, as well as $t - s \geq L$ and $s_2 - s_1 \geq L$ such that the *change point condition* (Eq. (9)) is satisfied, that is,

$$|\hat{\mu}(\tau, s_1, s_2) - \hat{\mu}(\tau, s, t)| > b_{s_1, s_2} + b_{s, t}. \quad (26)$$

Under event \mathcal{E} , the concentration inequalities hold, that is,

$$|\hat{\mu}(\tau, s_1, s_2) - \mu_{s_1}(\tau)| \leq b_{s_1, s_2}, \quad |\hat{\mu}(\tau, s, t) - \mu_s(\tau)| \leq b_{s, t}.$$

However, since there was no change, it holds that $\mu_{s_1}(\tau) = \mu_s(\tau)$ and by the triangle inequality, we have

$$|\hat{\mu}(\tau, s_1, s_2) - \hat{\mu}(\tau, s, t)| \leq b_{s_1, s_2} + b_{s, t},$$

which contradicts with Eq. (26).

NSIC-LS Algorithm. There are two possible *change point conditions* that could trigger a restart in NSIC-LS. In the first case, there is a base-stock level $\tau \leq \tau_v^k$, which meets the first *change point condition* (Eq. (11)), i.e., there exist time steps s_1, s_2, s such that $t_v \leq s_1 < s_2 < t$, $t_v \leq s < t$ and

$$|\hat{\mu}(\tau, s_1, s_2) - \hat{\mu}(\tau, s, t)| > b_{s_1, s_2} + b_{s, t}.$$

Following the same argument as above for NSIC-BL, under the good-event \mathcal{E} this contradicts with the concentration inequalities (Lemma 4).

In the other case, the termination of episode v was triggered by the detection of a change in the mean cost of a base-stock level $\tau > \tau_v^k$ that meets the second *change point condition* (Eq. (12)). Then there must exist a time step $s < t$ such that $\tau_{t'} = U$ for all $t' \in [s, t]$ and

$$|\hat{\mu}(\tau, s, t) - \tilde{\mu}_v(\tau)| > \tilde{\Delta}_v(\tau)/4 + b_{s, t}.$$

Here we note that $\tilde{\mu}_v(\tau) = \hat{\mu}(\tau, s', t')$ as well as $\tilde{\Delta}_v(\tau) > 6b_{s', t'}$ where $[s', t'] \subseteq [t_v, t]$ is the time interval in episode v based on which τ was eliminated in an earlier epoch by the *active set elimination condition* of the algorithm (Eq. (10)). Therefore, we have that

$$|\hat{\mu}(\tau, s, t) - \tilde{\mu}_v(\tau)| = |\hat{\mu}(\tau, s, t) - \hat{\mu}(\tau, s', t')| \geq b_{s, t} + \frac{3}{2}b_{s', t'} > b_{s, t} + b_{s', t'},$$

which again contradicts with the concentration guarantees (Lemma 4) since we assume there is no change in the current episode, so $\mu_{s_1}(\tau) = \mu_t(\tau)$ for all $s_1 \in [t_v, t]$.

NSIC-LSL Algorithm. In this algorithm, the change detection must have been caused by a base-stock policy $\tau \leq \tau_v^k$ and time steps s_1, s_2, s with $\bar{\alpha}_{v, k} \leq s < t$ as well as $t_v \leq s_1 < s$ and $[s_1, s_2]$ being a subinterval of any interval $[\bar{\alpha}_{v, k'}, \alpha_{v, k'} - 1]$ of a previous epoch $k' \leq k$ in episode v and

$$|\hat{\mu}(\tau, s_1, s_2) - \hat{\mu}(\tau, s, t)| > b_{s_1, s_2} + b_{s, t},$$

leading to a contradiction, conditioned on \mathcal{E} , analogous to the ones above.

To conclude the proof, recall that there are $S - 1$ changes in total, which directly implies that $\hat{S} \leq S$. Moreover, it follows that any episode v consists of $S_v \geq 2$ intervals $I_{v, i}$, and the total number of intervals $I_{v, i}$ is upper bounded by $\sum_{v=1}^{\hat{S}} S_v = \hat{S} + S - 1 \leq 2S - 1$. \square

D.2. Proof of Theorem 2

THEOREM 2. *For any $\delta \in (0, 1)$, the dynamic regret of NSIC-BL (Algorithm 1) is upper bounded with probability at least $1 - \delta$ via*

$$R(T) \leq 24H_{BL}\sqrt{ST \log(4(L+1)T^2U/\delta\gamma)} + (T\gamma + SLU) \max\{h, b\},$$

where $H_{BL} = 2\sqrt{2}\sigma\sqrt{(L+1)(Lh^2 + (h+b)^2(4L+5))}$. As a result, by setting $\gamma = O(T^{-1/2})$ we have $R(T) = \tilde{O}(\sigma(L+1)\sqrt{ST})$.

Proof. We show the result by conditioning on the good-event \mathcal{E} , which holds with probability at least $1 - \delta$ via Lemma 9. Applying Lemma 8, the analysis reduces to bounding $R_\tau(T)$, the cumulative difference between $\mu(\tau_v^k)$ and $\mu(\tau_t^{*\gamma})$ over all time steps in $[T]$. To derive this bound, we use the fact that by the construction of τ_v^k in NSIC-BL, the difference between the cost estimates to that of $\tau_t^{*\gamma}$ can be bounded by the confidence terms.

Let $t \in I_{v,i}$ for some interval $I_{v,i} = [\beta_{v,i}, \beta_{v,i+1} - 1]$ in episode v . Since our concentration inequalities require that the number of observations is at least L , we analyze the first L time steps of any episode separately. Indeed, consider the first interval in episode v with $i = 1$ and hence $\beta_{v,i} = t_v$. By Lipschitzness of $\mu_t(\cdot)$ (Lemma 1), in each time step $t \in [t_v, t_v + L - 1]$ a regret of at most $U \max\{h, b\}$ is incurred. Since there are at most S episodes via Lemma 10, this implies

$$\sum_{v=1}^S \sum_{t \in [t_v, t_v + L - 1]} \left(\mu_t(\tau_t) - \mu_t(\tau_t^{*\gamma}) \right) \leq SLU \max\{h, b\}.$$

To analyze the regret in all other time steps t , let k be the epoch of time step t . We partition the regret per time step as

$$\mu_t(\tau_v^k) - \mu_t(\tau_t^{*\gamma}) = \left(\mu_t(\tau_v^k) - \hat{\mu}(\tau_v^k, \beta_{v,i}, t) \right) + \left(\hat{\mu}(\tau_v^k, \beta_{v,i}, t) - \hat{\mu}(\tau_t^{*\gamma}, \beta_{v,i}, t) \right) + \left(\hat{\mu}(\tau_t^{*\gamma}, \beta_{v,i}, t) - \mu_t(\tau_t^{*\gamma}) \right).$$

By Lemmas 4 and 9 and since each interval $I_{v,i}$ exhibits stationarity, conditioned on event \mathcal{E} we can bound the estimation errors as

$$\begin{aligned} |\hat{\mu}(\tau_v^k, \beta_{v,i}, t) - \mu_t(\tau_v^k)| &\leq b_{\beta_{v,i}, t}, \\ |\hat{\mu}(\tau_t^{*\gamma}, \beta_{v,i}, t) - \mu_t(\tau_t^{*\gamma})| &\leq b_{\beta_{v,i}, t}. \end{aligned}$$

Base-stock policy τ_v^k is updated in time steps $t \geq t_v + L$ according to the active set elimination rule in Eq. (8). Therefore, we have that $\hat{\mu}(\tau_v^k, s, t) - \min_{\tau \in \mathcal{A}_\gamma} \hat{\mu}(\tau, s, t) \leq 4b_{s,t}$ for any $s \in [t_v, t - 1]$, and in particular for $s = \beta_{v,i}$. Together with $\min_{\tau \in \mathcal{A}_\gamma} \hat{\mu}(\tau, \beta_{v,i}, t) \leq \hat{\mu}(\tau_t^{*\gamma}, \beta_{v,i}, t)$ it follows that $\hat{\mu}(\tau_v^k, \beta_{v,i}, t) - \hat{\mu}(\tau_t^{*\gamma}, \beta_{v,i}, t) \leq 4b_{\beta_{v,i}, t}$ and hence that

$$\mu_t(\tau_v^k) - \mu_t(\tau_t^{*\gamma}) \leq 6b_{\beta_{v,i}, t}.$$

Summing over the time steps in $I_{v,i}$, by Jensen's inequality we get the following upper bound for the regret per interval. By Lemma 9 we have with probability at least $1 - \delta$ that

$$\begin{aligned} \sum_{t \in I_{v,i}} \left(\mu_t(\tau_t) - \mu_t(\tau_t^{*\gamma}) \right) &\leq 6H_{\text{BL}} \sqrt{2 \log(4(L+1)T^2U/\delta\gamma)} \sum_{t=1}^{|I_{v,i}|} \sqrt{\frac{1}{t}} \\ &\leq 6H_{\text{BL}} \sqrt{2 \log(4(L+1)T^2U/\delta\gamma)} \left(2\sqrt{|I_{v,i}|} - 1 \right) \\ &\leq 12H_{\text{BL}} \sqrt{2 \log(4(L+1)T^2U/\delta\gamma)} |I_{v,i}|. \end{aligned}$$

Since there are at most $2S - 1$ intervals $I_{v,i}$ of length at most T it holds that

$$R_\tau(T) = \sum_{v=1}^{\hat{S}} \sum_{i=1}^{S_v} \sum_{t \in I_{v,i}} \left(\mu_t(\tau_t) - \mu_t(\tau_t^{*\gamma}) \right) \leq 24H_{\text{BL}} \sqrt{ST \log(4(L+1)T^2U/\delta\gamma)} + SLU \max\{h, b\}.$$

Finally, from the preceding analysis together with Lemma 8, we conclude that under event \mathcal{E} the dynamic regret of NSIC-BL (Algorithm 1) is given by

$$R(T) = R_\gamma(T) + R_\tau(T) \leq 24H_{\text{BL}} \sqrt{ST \log(4(L+1)T^2U/\delta\gamma)} + (T\gamma + SLU) \max\{h, b\}.$$

Setting $\gamma = \Theta(T^{-1/2})$ and with $H_{\text{BL}} = 2\sqrt{2}\sigma\sqrt{(L+1)(Lh^2 + (h+b)^2(4L+5))}$ this yields

$$R(T) \leq 24H_{\text{BL}} \sqrt{ST \log(4(L+1)T^{5/2}U/\delta)} + \left(\sqrt{T} + SLU \right) \max\{h, b\} = \tilde{O}\left(\sigma(L+1)\sqrt{ST}\right).$$

□

D.3. Proof of Theorem 3

THEOREM 3. *The expected dynamic regret of NSIC-LS (Algorithm 2) is upper bounded via*

$$\begin{aligned} \mathbb{E}[R(T)] &< (1 - \delta) \left(\left(\frac{2456}{15} + \left(\frac{64}{3} + 384 \max\{h, b\} \right) \sqrt{U} + \frac{256 \log_2(1/\gamma)}{7\sqrt{U}} \right) H_{\text{LS}} \sqrt{ST \log(2T^2U/\delta\gamma)} \right. \\ &\quad \left. + \frac{64}{3} H_{\text{LS}} S + T\gamma \max\{h, b\} \right) + \delta TU \max\{h, b\}, \end{aligned}$$

where $H_{\text{LS}} = 216U \max\{h, b\}$ and $\delta \in (0, 1)$. As a result, by setting $\gamma = O(T^{-1/2})$ and $\delta = \Theta(T^{-2})$ we have $\mathbb{E}[R(T)] = \tilde{O}\left(U^{3/2}\sqrt{ST}\right)$.

Theorem 3 states an upper bound on the *expected* dynamic regret. This is because in our algorithm, the regret depends on the random number of times base-stock level U is sampled. The sampling obligations for U are not determined deterministically by the algorithm's history, but triggered with a certain probability. As a consequence, the frequency of such obligations grows only in expectation, and cannot be upper bounded with high probability. Thus, the final performance guarantee is stated in expectation, however, we still analyze regret conditional on the event \mathcal{E} .

Before presenting the proof we start by providing a regret decomposition complementary to that in Lemma 8. Specifically, we break down $R_\tau(T)$ into components defined by $\tau_t^g := \arg \min_{\tau \in \mathcal{A}_\gamma, \tau \leq \tau_v^k} \mu_t(\tau)$, which denotes the best base-stock level in \mathcal{A}_γ that is no greater than τ_v^k in time step t within epoch k of episode v . In the subsequent regret analyses of the individual components we exploit the fact that either $\tau_t^{*\gamma} \leq \tau_v^k$ and hence the costs of $\tau_t^g = \tau_t^{*\gamma}$ are always observed, or $\tau_t^{*\gamma} > \tau_v^k$ and by convexity τ_t^g coincides with τ_v^k .

LEMMA 11. *For NSIC-LS (Algorithm 2), the dynamic regret can be decomposed as*

$R(T) = R_\gamma(T) + R_1(T) + R_2(T) + R_3(T)$, where

$$R_1(T) = \sum_{\substack{t \in [T] \\ \tau_t = \tau_v^k, \\ \tau_t^{*\gamma} < \tau_v^k}} (\mu_t(\tau_t) - \mu_t(\tau_t^g)), \quad R_2(T) = \sum_{\substack{t \in [T] \\ \tau_t = U}} (\mu_t(\tau_t) - \mu_t(\tau_t^g)), \quad R_3(T) = \sum_{\substack{t \in [T] \\ \tau_v^k < \tau_t^{*\gamma}}} (\mu_t(\tau_t^g) - \mu_t(\tau_t^{*\gamma}))$$

and $\tau_t^g := \arg \min_{\tau \in \mathcal{A}_\gamma, \tau \leq \tau_v^k} \mu_t(\tau)$ for any time step t in an epoch k of episode v .

Proof. First note by applying Lemma 8, the regret can be decomposed as

$$R(T) = R_\gamma(T) + R_\tau(T).$$

To analyze $R_\tau(T)$, recall that at any given time the algorithm selects either base-stock level U or level τ_v^k .

Therefore, we can write

$$\begin{aligned} R_\tau(T) &= \sum_{t \in [T]} (\mu_t(\tau_t) - \mu_t(\tau_t^{*\gamma})) \\ &= \sum_{t \in [T]} (\mu_t(\tau_t) - \mu_t(\tau_t^g)) + \sum_{t \in [T]} (\mu_t(\tau_t^g) - \mu_t(\tau_t^{*\gamma})) \\ &= \underbrace{\sum_{t \in [T]: \tau_t = \tau_v^k} (\mu_t(\tau_t) - \mu_t(\tau_t^g))}_{R_1(T)} + \underbrace{\sum_{t \in [T]: \tau_t = U} (\mu_t(\tau_t) - \mu_t(\tau_t^g))}_{R_2(T)} + \underbrace{\sum_{t \in [T]} (\mu_t(\tau_t^g) - \mu_t(\tau_t^{*\gamma}))}_{R_3(T)}. \end{aligned}$$

We next show that $R_1(T)$ and $R_3(T)$ can be expressed as claimed in the statement of the lemma.

Term $R_1(T)$. Due to convexity (Lemma 2), we have that $\tau_v^k = \tau_t^g$ if and only if $\tau_v^k \leq \tau_t^{*\gamma}$. Thus, when τ_v^k is played, regret with respect to τ_t^g is only incurred when $\tau_t^{*\gamma} < \tau_v^k$. Hence

$$R_1(T) := \sum_{\substack{t \in [T]: \tau_t = \tau_v^k, \\ \tau_t^{*\gamma} < \tau_v^k}} (\mu_t(\tau_t) - \mu_t(\tau_t^g)).$$

Term $R_3(T)$. Now note that the difference between $\mu_t(\tau_t^g)$ and $\mu_t(\tau_t^{*\gamma})$ is positive whenever $\tau_v^k < \tau_t^{*\gamma}$, since otherwise $\tau_t^{*\gamma} = \tau_t^g$. Hence we can rewrite this as

$$R_3(T) := \sum_{t \in [T]: \tau_v^k < \tau_t^{*\gamma}} \left(\mu_t(\tau_t^g) - \mu_t(\tau_t^{*\gamma}) \right).$$

□

In the following, we provide a further decomposition and upper bounds for the terms $R_1(T)$, $R_2(T)$ and $R_3(T)$ in the regret decomposition (Lemma 11). The analysis is inspired by that in Auer et al. (2019). We analyze the decomposition in terms of $\mathbb{E}[\cdot | \mathcal{E}]$, however, we just write this as \cdot for expositional purposes, leaving the expectation unwritten.

Proof of Theorem 3. Bound of $R_1(T)$. The term $R_1(T)$ represents the regret with respect to τ_t^g , the best base-stock level in \mathcal{A}_γ less than or equal to τ_v^k , in time steps when $\tau_t = \tau_v^k > \tau_t^{*\gamma}$. Let $t \in I_{v,i}$ for some stationary interval $I_{v,i} = [\beta_{v,i}, \beta_{v,i+1} - 1]$ in episode v with $\tau_t = \tau_v^k$ for some epoch k . Similar to the analysis of $R_1(T)$ for NSIC-BL in Appendix D.2, we bound this term using the fact that cost observations of $\tau_t^g = \tau_t^{*\gamma}$ are collected in each time step since $\tau_t^g \leq \tau_v^k$ for all epochs k and episodes v .

By the definition of τ_v^k in the policy selection and elimination rules (Eqs. (7) and (10)), we have that $\hat{\mu}(\tau_v^k, \beta_{v,i}, t) - \min_{\tau \in \mathcal{A}_\gamma, \tau \leq \tau_v^k} \hat{\mu}(\tau, \beta_{v,i}, t) \leq 6b_{\beta_{v,i}, t}$. Using the fact that $\min_{\tau \in \mathcal{A}_\gamma, \tau \leq \tau_v^k} \hat{\mu}(\tau, \beta_{v,i}, t) \leq \hat{\mu}(\tau_t^g, \beta_{v,i}, t)$, this implies

$$\hat{\mu}(\tau_v^k, \beta_{v,i}, t) - \hat{\mu}(\tau_t^g, \beta_{v,i}, t) \leq 6b_{\beta_{v,i}, t}.$$

Since $[\beta_{v,i}, t]$ is stationary and $\tau_t^g \leq \tau_v^k$, from the good-event \mathcal{E} (Lemma 9) it follows that

$$\mu_t(\tau_v^k) - \mu_t(\tau_t^g) \leq \hat{\mu}(\tau_v^k, \beta_{v,i}, t) - \hat{\mu}(\tau_t^g, \beta_{v,i}, t) + 2b_{\beta_{v,i}, t} \leq 8b_{\beta_{v,i}, t}.$$

Summing over the time steps in interval $I_{v,i}$, we obtain

$$\begin{aligned} \sum_{\substack{t \in I_{v,i}: \tau_t = \tau_v^k, \\ \tau_t^{*\gamma} < \tau_v^k}} \left(\mu_t(\tau_v^k) - \mu_t(\tau_t^g) \right) &\leq 8H_{\text{LS}} \sqrt{2 \log(2T^2 U / \delta \gamma)} \sum_{t=1}^{|I_{v,i}|} \sqrt{\frac{1}{t}} \\ &\leq 16H_{\text{LS}} \sqrt{2 \log(2T^2 U / \delta \gamma)} |I_{v,i}|. \end{aligned}$$

Since there are at most $2S - 1$ intervals $I_{v,i}$ of length at most T (Lemma 10), it follows that

$$R_1(T) = \sum_{v=1}^{\hat{S}} \sum_{i=1}^{S_v} \sum_{\substack{t \in I_{v,i}: \tau_t = \tau_v^k, \\ \tau_t^{*\gamma} < \tau_v^k}} \left(\mu_t(\tau_t) - \mu_t(\tau_t^g) \right) \leq 32H_{\text{LS}} \sqrt{ST \log(2T^2 U / \delta \gamma)}.$$

Bound of $R_2(T)$. This term measures the cumulative difference between the cost of base-stock level U and that of level τ_t^g over time steps with $\tau_t = U$. Note that we only need to consider time steps in which U has already been eliminated from the active set. Otherwise, we would have $\tau_v^k = U$ and the corresponding regret contribution is already captured by $R_1(T)$.

We further subdivide the regret per step with respect to τ_t^g based on the following three disjoint sets of time steps

$$R_2(T) = R_{2.1}(T) + R_{2.2}(T) + R_{2.3}(T) \quad \text{with}$$

$$\begin{aligned} R_{2.1}(T) &:= \sum_{t \in \mathcal{T}_{2.1}} (\mu_t(\tau_t) - \mu_t(\tau_t^g)), & \mathcal{T}_{2.1} &= \{t \in [T] : \tau_t = U, \mu_t(U) - \mu_t(\tau_t^g) \leq 4\tilde{\Delta}_v(U)\}, \\ R_{2.2}(T) &:= \sum_{t \in \mathcal{T}_{2.2}} (\mu_t(\tau_t) - \mu_t(\tau_t^g)), & \mathcal{T}_{2.2} &= \left\{ t \in [T] : \tau_t = U, \mu_t(U) - \mu_t(\tau_t^g) > 4\tilde{\Delta}_v(U), \right. \\ & & & \left. \mu_t(U) - \tilde{\mu}_v(U) > \frac{\mu_t(U) - \mu_t(\tau_t^g)}{2} \right\}, \\ R_{2.3}(T) &:= \sum_{t \in \mathcal{T}_{2.3}} (\mu_t(\tau_t) - \mu_t(\tau_t^g)), & \mathcal{T}_{2.3} &= \left\{ t \in [T] : \tau_t = U, \mu_t(U) - \mu_t(\tau_t^g) > 4\tilde{\Delta}_v(U), \right. \\ & & & \left. \mu_t(U) - \tilde{\mu}_v(U) \leq \frac{\mu_t(U) - \mu_t(\tau_t^g)}{2} \right\}. \end{aligned}$$

The first term corresponds to time steps where policy U has a low per-time step regret relative to the frequency of sampling obligations for that base-stock level. The other terms correspond to sets of time steps in which the difference in costs between base-stock level U and level τ_t^g is large in comparison to the estimated suboptimality gap of U . In $\mathcal{T}_{2.2}$ this is because the cost for U has increased compared to the time when that base-stock level was evicted, and in $\mathcal{T}_{2.3}$ the cost of level U has changed little, hence the expected cost of τ_t^g must have decreased significantly.

Bound of $R_{2.1}(T)$. To analyze this term, we use the fact that the instantaneous regret of base-stock level U with respect to τ_t^g is small relative to the estimated suboptimality gap at the time when U was removed from the active set. Hence, by the construction of the sampling obligations for U , the number of times that base-stock policy is selected is small compared to the regret incurred per time step.

We analyze this term separately over its contribution across different episodes. Towards this, for an episode v , let $t \in [t_v, t_{v+1} - 1]$ be in $\mathcal{T}_{2.1}$, i.e., $\tau_t = U$ and $\mu_t(U) - \mu_t(\tau_t^g) \leq 4\tilde{\Delta}_v(U)$. Recall that for each $i \geq 1$ with $\varepsilon_i = 2^{-i} \geq \max\{\gamma, \tilde{\Delta}_v(U)/16H_{\text{LS}}\}$, with probability $p_i = \varepsilon_i \sqrt{v/UT \log(2T^2U/\delta\gamma)}$ NSIC-LS adds a sampling obligation for base-stock policy U of length $n_i = \lceil 2 \log(2T^2U/\delta\gamma)/\varepsilon_i^2 \rceil$. Using the fact that $\varepsilon_i = 2^{-i} \leq 1/2$, the expected number of times policy U is selected in episode v for a specific ε_i is therefore

$$\begin{aligned} (t_{v+1} - t_v) p_i n_i &= (t_{v+1} - t_v) \varepsilon_i \sqrt{\frac{v}{UT \log(2T^2U/\delta\gamma)}} \left\lceil \frac{2 \log(2T^2U/\delta\gamma)}{\varepsilon_i^2} \right\rceil \\ &\leq (t_{v+1} - t_v) \sqrt{\frac{v}{UT \log(2T^2U/\delta\gamma)}} \left(\frac{2 \log(2T^2U/\delta\gamma)}{\varepsilon_i} + \frac{1}{2} \right). \end{aligned}$$

Since $\varepsilon_i \leq 1/2$, and with a small value of δ , we have that $\log(2T^2U/\delta\gamma) \geq 1/4$ and consequently $2 \log(2T^2U/\delta\gamma)/\varepsilon_i + 1/2 \leq 3 \log(2T^2U/\delta\gamma)/\varepsilon_i$. Moreover, since $\varepsilon_i \geq \tilde{\Delta}_v(U)/16H_{\text{LS}}$ and $t \in \mathcal{T}_{2.1}$, it holds

that $\varepsilon_i \geq (\mu_t(U) - \mu_t(\tau_t^g))/64H_{LS}$. Therefore, summing over all possible values of i we can bound the expected plays of U in episode v by

$$\begin{aligned} & \sum_{\substack{i \geq 1: 2^{-i} = \varepsilon_i \\ \varepsilon_i \geq (\mu_t(U) - \mu_t(\tau_t^g))}} (t_{v+1} - t_v) \sqrt{\frac{v}{UT \log(2T^2U/\delta\gamma)}} \left(\frac{2 \log(2T^2U/\delta\gamma)}{\varepsilon_i} + \frac{1}{2} \right) \\ & \leq (t_{v+1} - t_v) \sqrt{\frac{v}{UT \log(2T^2U/\delta\gamma)}} \sum_{\substack{i \geq 1: 2^{-i} = \varepsilon_i \\ \varepsilon_i \geq (\mu_t(U) - \mu_t(\tau_t^g))}} \frac{3 \log(2T^2U/\delta\gamma)}{\varepsilon_i} \\ & \leq (t_{v+1} - t_v) \sqrt{\frac{v}{UT \log(2T^2U/\delta\gamma)}} \frac{384H_{LS} \log(2T^2U/\delta\gamma)}{\mu_t(U) - \mu_t(\tau_t^g)}. \end{aligned}$$

Note that the difference in expected costs per time step between any two base-stock levels is at most $U \max\{h, b\}$ (Lemma 1). Using the fact that $v \leq \hat{S} \leq S$ (Lemma 10) we have that

$$\begin{aligned} R_{2.1}(T) &= \sum_{t \in \mathcal{T}_{2.1}} (\mu_t(\tau_t) - \mu_t(\tau_t^g)) \leq \sum_{v=1}^{\hat{S}} (t_{v+1} - t_v) \sqrt{\frac{v}{UT \log(2T^2U/\delta\gamma)}} 384H_{LS} \log(2T^2U/\delta\gamma) U \max\{h, b\} \\ &\leq 384H_{LS} \sqrt{SU \log(2T^2U/\delta\gamma)/T} \max\{h, b\} \sum_{v=1}^{\hat{S}} (t_{v+1} - t_v) \\ &\leq 384H_{LS} \sqrt{STU \log(2T^2U/\delta\gamma)} \max\{h, b\}. \end{aligned}$$

Bound of $R_{2.2}(T)$. To analyze this term we use the fact that the cost for U has significantly increased compared to when it was evicted. Hence, the base-stock level can only be selected a small number of time steps before the change is detected and a new episode starts. We again analyze this term separately across each episode. For an episode v , let $t \in [t_v, t_{v+1} - 1]$ be in $\mathcal{T}_{2.2}$ so that $\tau_t = U$, $\mu_t(U) - \mu_t(\tau_t^g) > 4\tilde{\Delta}_v(U)$ and $\mu_t(U) - \tilde{\mu}_v(U) > (\mu_t(U) - \mu_t(\tau_t^g))/2$.

Let $t_{v,j}$ denote the first time step of the j 'th sampling block for U in episode v and $t \geq t_{v,j}$. Since the next episode has not been triggered at time t , *change point condition* (12) is not satisfied, and so

$$\hat{\mu}(U, t_{v,j}, t) - \tilde{\mu}_v(U) \leq \tilde{\Delta}_v(U)/4 + b_{t_{v,j}, t}. \quad (27)$$

Together with the definition of $t \in \mathcal{T}_{2.2}$ and the good-event \mathcal{E} (Lemma 9), we have that

$$\begin{aligned} \mu_t(U) - \mu_t(\tau_t^g) &< 2(\mu_t(U) - \tilde{\mu}_v(U)) \quad \text{since } t \in \mathcal{T}_{2.2} \\ &\leq 2\left(\hat{\mu}(U, t_{v,j}, t) + b_{t_{v,j}, t} - \tilde{\mu}_v(U)\right) \quad \text{by definition of } \mathcal{E} \\ &\leq 2\left(\tilde{\Delta}_v(U)/4 + 2b_{t_{v,j}, t}\right) \quad \text{by Eq. (27)} \\ &< (\mu_t(U) - \mu_t(\tau_t^g))/8 + 4b_{t_{v,j}, t} \quad \text{since } t \in \mathcal{T}_{2.2}. \end{aligned}$$

By rearranging this inequality we have

$$\mu_t(U) - \mu_t(\tau_t^g) < \frac{32}{7} b_{t_{v,j}, t}.$$

In each time step, for a given $1 \leq i \leq \log_2(1/\gamma)$ the algorithm triggers a sampling block for U of length $n_i = \lceil 2 \log(2T^2U/\delta\gamma)/\varepsilon_i^2 \rceil$ with probability $p_i = \varepsilon_i \sqrt{v/UT \log(2T^2U/\delta\gamma)}$. The expected regret incurred over this block is

$$\begin{aligned}
 p_i \sum_{t=t_{v,j}+1}^{t_{v,j}+n_i} (\mu_t(U) - \mu_t(\tau_t^g)) &< p_i \frac{32}{7} \sum_{t=t_{v,j}+1}^{t_{v,j}+n_i} b_{t_{v,j},t} \\
 &= p_i \frac{32}{7} H_{\text{LS}} \sqrt{2 \log(2T^2U/\delta\gamma)} \sum_{t=1}^{n_i} \sqrt{\frac{1}{t}} \\
 &\leq p_i \frac{64}{7} H_{\text{LS}} \sqrt{2 \log(2T^2U/\delta\gamma) n_i} \\
 &\leq \frac{64}{7} H_{\text{LS}} \sqrt{2 \log(2T^2U/\delta\gamma)} \varepsilon_i \sqrt{v/UT \log(2T^2U/\delta\gamma)} \sqrt{\lceil 2 \log(2T^2U/\delta\gamma)/\varepsilon_i^2 \rceil} \\
 &\leq \frac{128}{7} H_{\text{LS}} \sqrt{v(\log(2T^2U/\delta\gamma) + 1)/UT}.
 \end{aligned}$$

Summing up this term over the $\log_2(1/\gamma)$ different values of i and the number of time steps of the episode $(t_{v+1} - t_v)$, and using the fact that $1 + \log(\cdot) \leq 4 \log(\cdot)$, we obtain an upper bound for the expected regret of episode v via

$$\frac{256}{7} H_{\text{LS}} \sqrt{\frac{v \log(2T^2U/\delta\gamma)}{UT}} \log_2(1/\gamma) (t_{v+1} - t_v).$$

The expected dynamic regret accumulated over up to S episodes, each of length at most T , is

$$\begin{aligned}
 R_{2.2}(T) &= \sum_{t \in \mathcal{T}_{2.2}} (\mu_t(\tau_t) - \mu_t(\tau_t^g)) < \sum_{v=1}^S \frac{256}{7} H_{\text{LS}} \sqrt{\frac{v \log(2T^2U/\delta\gamma)}{UT}} \log_2(1/\gamma) (t_{v+1} - t_v) \\
 &\leq \frac{256}{7} H_{\text{LS}} \sqrt{\frac{S \log(2T^2U/\delta\gamma)}{UT}} \log_2(1/\gamma) \sum_{v=1}^S (t_{v+1} - t_v) \\
 &\leq \frac{256}{7} H_{\text{LS}} \sqrt{\frac{ST \log(2T^2U/\delta\gamma)}{U}} \log_2(1/\gamma).
 \end{aligned}$$

Bound of $R_{2.3}(T)$. To analyze this term we use the fact that the expected cost of τ_t^g has significantly decreased, causing a large regret each time base-stock level U is selected. However, we show that the change is detected quickly since the costs of τ_t^g are observed in each time step in $\mathcal{T}_{2.3}$. We again analyze the regret components separately across episodes. For an episode v , let $t \in I_{v,i} = [\beta_{v,i}, \beta_{v,i+1} - 1]$ be in $\mathcal{T}_{2.3}$, i.e., $\tau_t = U$, $\mu_t(U) - \mu_t(\tau_t^g) > 4\tilde{\Delta}_v(U)$ and $\mu_t(U) - \tilde{\mu}_v(U) \leq (\mu_t(U) - \mu_t(\tau_t^g))/2$.

Recall that it suffices to consider time steps in which U has already been eliminated from the active set. Hence, let $[s', t']$ be the interval and τ' the base-stock level through which level U is eliminated in an epoch k of episode v , i.e., $\tau' = \arg \min_{\tau \in \mathcal{A}_v, \tau \leq \tau_v^k} \hat{\mu}(\tau, s', t')$. Using the fact that $\hat{\mu}(\tau_t^g, s', t') \geq \hat{\mu}(\tau', s', t')$ together with the identity $\tilde{\Delta}_v(U) = \tilde{\mu}_v(U) - \hat{\mu}(\tau', s', t')$ and the event \mathcal{E} (Lemma 9) we have

$$\hat{\mu}(\tau_t^g, s', t') - \hat{\mu}(\tau_t^g, \beta_{v,i}, t) \geq \hat{\mu}(\tau', s', t') - \mu_t(\tau_t^g) - b_{\beta_{v,i},t}$$

$$= \tilde{\mu}_v(U) - \mu_t(\tau_t^g) - \tilde{\Delta}_v(U) - b_{\beta_{v,i},t}.$$

However, by definition of $\mathcal{T}_{2,3}$ we have that

$$\tilde{\mu}_v(U) - \mu_t(\tau_t^g) - \tilde{\Delta}_v(U) \geq \frac{\mu_t(\tau_t^g) - \mu_t(U)}{2} - \tilde{\Delta}_v(U) \geq \frac{\mu_t(\tau_t^g) - \mu_t(U)}{2} - \frac{\mu_t(\tau_t^g) - \mu_t(U)}{4} = \frac{\mu_t(\tau_t^g) - \mu_t(U)}{4}$$

and it holds that

$$\hat{\mu}(\tau_t^g, s', t') - \hat{\mu}(\tau_t^g, \beta_{v,i}, t) \geq (\mu_t(U) - \mu_t(\tau_t^g))/4 - b_{\beta_{v,i},t}. \quad (28)$$

As base-stock level U has been eliminated from the active set based on the observations in $[s', t']$, we have $\tilde{\Delta}_v(U) > 6b_{s',t'}$. Moreover, since there has not been a change point detected at $t \in I_{v,i}$, applying the *change detection condition* (11) to τ_t^g , it follows that

$$\begin{aligned} \hat{\mu}(\tau_t^g, s', t') - \hat{\mu}(\tau_t^g, \beta_{v,i}, t) &\leq b_{s',t'} + b_{\beta_{v,i},t} \\ &< \tilde{\Delta}_v(U)/6 + b_{\beta_{v,i},t} \\ &< (\mu_t(U) - \mu_t(\tau_t^g))/24 + b_{\beta_{v,i},t} \quad \text{since } t \in \mathcal{T}_{2,3}. \end{aligned} \quad (29)$$

Using both Eq. (28) and Eq. (29) we have

$$(\mu_t(U) - \mu_t(\tau_t^g))/4 - b_{\beta_{v,i},t} \leq \hat{\mu}(\tau_t^g, s', t') - \hat{\mu}(\tau_t^g, \beta_{v,i}, t) < (\mu_t(U) - \mu_t(\tau_t^g))/24 + b_{\beta_{v,i},t}.$$

Rearranging the inequality and solving for $\mu_t(U) - \mu_t(\tau_t^g)$ gives

$$\mu_t(U) - \mu_t(\tau_t^g) < \frac{48}{5} b_{\beta_{v,i},t}.$$

The sum over all time steps in $I_{v,i}$ gives

$$\sum_{t \in I_{v,i} \cap \mathcal{T}_{2,3}} (\mu_t(U) - \mu_t(\tau_t^g)) < \frac{48}{5} H_{\text{LS}} \sqrt{2 \log(2T^2 U / \delta \gamma)} \sum_{t=1}^{|I_{v,i} \cap \mathcal{T}_{2,3}|} \sqrt{\frac{1}{t}} \leq \frac{96}{5} H_{\text{LS}} \sqrt{2 \log(2T^2 U / \delta \gamma)} |I_{v,i}|$$

and finally

$$R_{2,3}(T) = \sum_{t \in \mathcal{T}_{2,3}} (\mu_t(\tau_t) - \mu_t(\tau_t^g)) < \sum_{v=1}^{\hat{S}} \sum_{i=1}^{S_v} \frac{96}{5} H_{\text{LS}} \sqrt{2 \log(2T^2 U / \delta \gamma)} |I_{v,i}| \leq \frac{192}{5} H_{\text{LS}} \sqrt{ST \log(2T^2 U / \delta \gamma)}.$$

Bound of $R_3(T)$. This regret contribution measures the difference in expected costs of the optimal base-stock policy $\tau_t^{*\gamma}$ with respect to τ_t^g , accumulated over time steps in which $\tau_t^{*\gamma}$ is larger than τ_v^k . Since $\sup \mathcal{A}_v^k = \tau_v^k < \tau_t^{*\gamma}$, this implies that $\tau_t^{*\gamma}$ has been eliminated from the active set and hence the difference $\mu_t(\tau_t^g) - \mu_t(\tau_t^{*\gamma})$ is non-zero over these time steps. Again, we only consider time steps, in which U has been eliminated from the active set since otherwise we would have $\tau_t^{*\gamma} \leq \tau_v^k = U$. Note that by convexity, whenever $\tau_t^{*\gamma} \geq \tau_v^k$ it holds that $\tau_v^k = \tau_t^g$.

To analyze this source of regret, we further distinguish between the case that the mean costs of previously near-optimal policies have significantly increased, as well as the case that the mean costs of previously costly policies have significantly decreased:

$$R_3(T) = R_{3,1}(T) + R_{3,2}(T) \quad \text{with}$$

$$R_{3,1}(T) := \sum_{t \in \mathcal{T}_{3,1}} \left(\mu_t(\tau_t^g) - \mu_t(\tau_t^{*\gamma}) \right), \quad \mathcal{T}_{3,1} := \{t \in [T] : \tau_v^k < \tau_t^{*\gamma}, \tilde{\mu}_v(\tau_t^{*\gamma}) - \mu_t(\tau_t^{*\gamma}) \leq \tilde{\Delta}_v(\tau_t^{*\gamma})/2\},$$

$$R_{3,2}(T) := \sum_{t \in \mathcal{T}_{3,2}} \left(\mu_t(\tau_t^g) - \mu_t(\tau_t^{*\gamma}) \right), \quad \mathcal{T}_{3,2} := \{t \in [T] : \tau_v^k < \tau_t^{*\gamma}, \tilde{\mu}_v(\tau_t^{*\gamma}) - \mu_t(\tau_t^{*\gamma}) > \tilde{\Delta}_v(\tau_t^{*\gamma})/2\}.$$

Before deriving the upper bounds for these two terms we include a brief digression to give some intuition on the subdivision into the sets $\mathcal{T}_{3,1}$ and $\mathcal{T}_{3,2}$. In both sets of time steps the optimal base-stock level is larger than the highest level in the active set, hence the optimal level has increased since the time of its elimination. In the first case, the cost of the new optimal base-stock level has decreased by a significantly smaller amount than its estimated suboptimality gap at the time this level was removed from the active set. That means, the cost of the previously optimal base-stock policy must have increased considerably to make $\tau_t^{*\gamma}$ the new optimum. This can be detected quickly by playing τ_v^k as the cost realizations of the previously optimal base-stock policy are observed in each time step.

In the second case, the cost of the new optimal base-stock policy has decreased significantly. Here, this does not necessarily imply a substantial change in the costs of policies $\tau \leq \tau_v^k$. Hence, in order for this change to be identified, it may be necessary to sample base-stock levels that are greater than τ_v^k , i.e., level U . The condition of minimum reduction in costs of base-stock policy $\tau_t^{*\gamma}$ ensures we do not need too many samples of policy U in relation to the potentially large regret per time step to detect the change fast.

Bound of $R_{3,1}(T)$. In these time steps, it holds that $\tilde{\mu}_v(\tau_t^{*\gamma}) - \mu_t(\tau_t^{*\gamma}) \leq \tilde{\Delta}_v(\tau_t^{*\gamma})/2$. Consider an episode v and time step $t \in I_{v,i}$ for a time interval without change $I_{v,i} = [\beta_{v,i}, \beta_{v,i+1} - 1]$. Let k be the epoch of time step t . Since $\tau_v^k < \tau_t^{*\gamma}$, there is a time interval $[s', t']$ in some earlier epoch $k' < k$ of the same episode as well as a base-stock policy $\tau' = \arg \min_{\tau \in \mathcal{A}_\gamma, \tau \leq \tau_v^{k'}} \hat{\mu}(\tau, s', t')$ which have caused $\tau_t^{*\gamma}$, the optimal base-stock policy in $I_{v,i}$, to be identified as suboptimal at time t' via the *active set elimination condition* (Eq. (10)). Therefore, we have $\hat{\mu}(\tau_t^{*\gamma}, s', t') - \hat{\mu}(\tau', s', t') > 6b_{s',t'}$. Moreover, it holds that

$$\hat{\mu}(\tau', s', t') = \tilde{\mu}_v(\tau_t^{*\gamma}) - \tilde{\Delta}_v(\tau_t^{*\gamma}) \leq \mu_t(\tau_t^{*\gamma}) - \frac{\tilde{\Delta}_v(\tau_t^{*\gamma})}{2} \leq \mu_t(\tau_t^{*\gamma}) - 3b_{s',t'}, \quad (30)$$

where the first inequality follows from the definition of $\tilde{\Delta}_v(\tau_t^{*\gamma}) = \tilde{\mu}_v(\tau_t^{*\gamma}) - \hat{\mu}(\tau', s', t')$, the second is due to the construction of the set $\mathcal{T}_{3,1}$, and the third due to the fact that $\tilde{\Delta}_v(\tau_t^{*\gamma}) > 6b_{s',t'}$ by the *active set elimination condition* (Eq. (10)). In the following, we separate into whether or not $\tau' > \tau_v^k$, and derive for both cases that $\mu_t(\tau_t^g) - \mu_t(\tau_t^{*\gamma}) \leq 2b_{\beta_{v,i},t}$.

Case $\tau' > \tau_v^k$. In this case we know that base-stock policy τ' is eliminated from the active set in some epoch k'' with $k' < k'' < k$ (recall that $\tau_v^k = \sup \mathcal{A}_v^k$ and $\mathcal{A}_v^k \subset \mathcal{A}_v^{k'}$). Hence, there was a time interval $[s'', t'']$ with $t' < t'' < t$ and a base-stock level $\tau'' < \tau'$ with $\tau'' = \arg \min_{\tau \in \mathcal{A}_v, \tau \leq \tau_v^k} \hat{\mu}(\tau, s'', t'')$ that has caused the elimination of policy τ' via Eq. (10). This yields

$$\hat{\mu}(\tau', s'', t'') - \hat{\mu}(\tau'', s'', t'') > 6b_{s'', t''}. \quad (31)$$

As no change has been detected in $t \in I_{v,i}$, following the *change point condition* (Eq. (11)) it must hold that

$$\hat{\mu}(\tau', s'', t'') - \hat{\mu}(\tau', s', t') \leq b_{s', t'} + b_{s'', t''} \text{ and } \hat{\mu}(\tau'', s'', t'') - \hat{\mu}(\tau'', s', t') \leq b_{s', t'} + b_{s'', t''}.$$

Thus we have

$$\begin{aligned} \hat{\mu}(\tau', s'', t'') - \hat{\mu}(\tau'', s'', t'') &\leq \hat{\mu}(\tau', s', t') - \hat{\mu}(\tau'', s', t') + 2b_{s', t'} + 2b_{s'', t''} \\ &\leq 2b_{s', t'} + 2b_{s'', t''}, \end{aligned}$$

where we have used that $\hat{\mu}(\tau', s', t') \leq \hat{\mu}(\tau'', s', t')$ since $\tau' = \arg \min_{\tau \in \mathcal{A}_v, \tau \leq \tau_v^k} \hat{\mu}(\tau, s', t')$. Consequently, with Eq. (31) we have that $6b_{s'', t''} < 2b_{s', t'} + 2b_{s'', t''}$ and hence

$$2b_{s'', t''} < b_{s', t'}. \quad (32)$$

Furthermore, we know that when τ' was evicted based on the observations in $[s'', t'']$ in epoch k'' , base-stock level $\tau_t^g = \tau_v^k$ was not evicted since it remained in the active set until epoch $k > k''$. Thus the cost estimate of τ_v^k over $[s'', t'']$ must be smaller than that of τ' , i.e.,

$$\hat{\mu}(\tau_t^g, s'', t'') \leq \hat{\mu}(\tau', s'', t''). \quad (33)$$

Together with the good-event \mathcal{E} (Lemma 9) and *change point condition* (11) this gives

$$\begin{aligned} \mu_t(\tau_t^g) &\leq \hat{\mu}(\tau_t^g, \beta_{v,i}, t) + b_{\beta_{v,i}, t} \quad \text{by definition of } \mathcal{E} \\ &\leq \hat{\mu}(\tau_t^g, s'', t'') + 2b_{\beta_{v,i}, t} + b_{s'', t''} \quad \text{by change point condition (Eq. (11))} \\ &\leq \hat{\mu}(\tau', s'', t'') + 2b_{\beta_{v,i}, t} + b_{s'', t''} \quad \text{by Eq. (33)} \\ &\leq \hat{\mu}(\tau', s', t') + 2b_{\beta_{v,i}, t} + 2b_{s'', t''} + b_{s', t'} \quad \text{by change point condition (Eq. (11))} \\ &< \hat{\mu}(\tau', s', t') + 2b_{\beta_{v,i}, t} + 2b_{s', t'} \quad \text{by Eq. (32)}. \end{aligned}$$

Using inequality (30), we get that the regret per time step is bounded as

$$\mu_t(\tau_t^g) - \mu_t(\tau_t^{*\gamma}) < 2b_{\beta_{v,i}, t}.$$

Case $\tau' \leq \tau_v^k$. By convexity we have that $\mu_t(\tau_t^g) \leq \mu_t(\tau')$ since $\tau_v^k = \tau_t^g < \tau_t^{*\gamma}$. Again by the good-event \mathcal{E} (Lemma 9) and *change point condition* (11), since the change has not been detected at time t , it holds that

$$\mu_t(\tau_t^g) \leq \mu_t(\tau') \leq \hat{\mu}(\tau', \beta_{v,i}, t) + b_{\beta_{v,i},t} \leq \hat{\mu}(\tau', s', t') + 2b_{\beta_{v,i},t} + b_{s',t'}.$$

With inequality (30) we obtain the same bound as in the first case,

$$\mu_t(\tau_t^g) - \mu_t(\tau_t^{*\gamma}) \leq 2b_{\beta_{v,i},t}.$$

Final Bound of $R_{3,1}(T)$. In either of the above cases, summing over all time steps in $I_{v,i}$ yields

$$\begin{aligned} \sum_{t \in I_{v,i} \cap \mathcal{T}_{3,1}} \left(\mu_t(\tau_t^g) - \mu_t(\tau_t^{*\gamma}) \right) &\leq 2H_{\text{LS}} \sqrt{2 \log(2T^2 U / \delta \gamma)} \sum_{t=1}^{|I_{v,i} \cap \mathcal{T}_{3,1}|} \sqrt{\frac{1}{t}} \\ &\leq 4H_{\text{LS}} \sqrt{2 \log(2T^2 U / \delta \gamma)} |I_{v,i}|. \end{aligned}$$

Accumulated over up to $2S - 1$ intervals, we get for this regret contribution

$$R_{3,1}(T) = \sum_{t \in \mathcal{T}_{3,1}} \left(\mu_t(\tau_t^g) - \mu_t(\tau_t^{*\gamma}) \right) = \sum_{v=1}^{\hat{S}} \sum_{i=1}^{S_v} \sum_{t \in I_{v,i} \cap \mathcal{T}_{3,1}} \left(\mu_t(\tau_t^g) - \mu_t(\tau_t^{*\gamma}) \right) \leq 8H_{\text{LS}} \sqrt{ST \log(2T^2 U / \delta \gamma)}.$$

Bound of $R_{3,2}(T)$. In these time steps, it holds that $\tau_v^k < \tau_t^{*\gamma}$ and $\tilde{\mu}_v(\tau_t^{*\gamma}) - \mu_t(\tau_t^{*\gamma}) \geq \tilde{\Delta}_v(\tau_t^{*\gamma})/2$. The cost of the new optimal base-stock level has decreased significantly. We show that base-stock policy U is selected (hence full counterfactual feedback collected) with sufficient frequency to detect the change quickly. Let $t \in I_{v,i}$ for some interval $I_{v,i} = [\beta_{v,i}, \beta_{v,i+1} - 1]$, and let $[s', t']$ be the interval in the same episode v through which $\tau_t^{*\gamma}$ has been identified as suboptimal according to Eq. (10). As there are no change detections within $I_{v,i}$, at any time step the instantaneous regret of base-stock policy τ_t^g with respect to the optimal base-stock policy is bounded via

$$\begin{aligned} \mu_t(\tau_t^g) - \mu_t(\tau_t^{*\gamma}) &\leq \tilde{\mu}_v(\tau_t^{*\gamma}) - \mu_t(\tau_t^{*\gamma}) + \hat{\mu}(\tau_t^g, \beta_{v,i}, t) - \tilde{\mu}_v(\tau_t^{*\gamma}) + b_{\beta_{v,i},t} \quad \text{by definition of } \mathcal{E} \text{ (Lemma 9)} \\ &\leq \tilde{\mu}_v(\tau_t^{*\gamma}) - \mu_t(\tau_t^{*\gamma}) + \hat{\mu}(\tau_t^g, s', t') - \hat{\mu}(\tau_t^{*\gamma}, s', t') + b_{s',t'} + 2b_{\beta_{v,i},t} \quad \text{by change cond. (11)}. \end{aligned}$$

Since $\tau_v^k < \tau_t^{*\gamma}$ and by convexity (Lemma 2), it holds that $\tau_t^g = \tau_v^k$. Moreover, since τ_v^k remained in the active set while $\tau_t^{*\gamma}$ has been evicted, we have $\hat{\mu}(\tau_t^g, s', t') = \hat{\mu}(\tau_v^k, s', t') \leq \hat{\mu}(\tau_t^{*\gamma}, s', t')$ and

$$\begin{aligned} \mu_t(\tau_t^g) - \mu_t(\tau_t^{*\gamma}) &\leq \tilde{\mu}_v(\tau_t^{*\gamma}) - \mu_t(\tau_t^{*\gamma}) + b_{s',t'} + 2b_{\beta_{v,i},t} \\ &< \tilde{\mu}_v(\tau_t^{*\gamma}) - \mu_t(\tau_t^{*\gamma}) + \tilde{\Delta}_v(\tau_t^{*\gamma})/6 + 2b_{\beta_{v,i},t} \quad \text{with } \tilde{\Delta}_v(\tau_t^{*\gamma}) > 6b_{s',t'} \\ &\leq \frac{4}{3} \left(\tilde{\mu}_v(\tau_t^{*\gamma}) - \mu_t(\tau_t^{*\gamma}) \right) + 2b_{\beta_{v,i},t} \quad \text{by definition of } \mathcal{T}_{3,2}. \end{aligned} \tag{34}$$

Let ε be the largest $\varepsilon_i = 2^{-i} \geq \gamma$ that satisfies $\varepsilon_i \leq (\tilde{\mu}_v(\tau_t^{*\gamma}) - \mu_t(\tau_t^{*\gamma}))/4H_{\text{LS}}$, and let $n = \lceil 2 \log(2T^2U/\delta\gamma)/\varepsilon^2 \rceil$. Then $\tilde{\mu}_v(\tau_t^{*\gamma}) - \mu_t(\tau_t^{*\gamma}) \leq 8H_{\text{LS}}\varepsilon$ and with Eq. (34) it follows that

$$\mu_t(\tau_t^g) - \mu_t(\tau_t^{*\gamma}) \leq \frac{32}{3}H_{\text{LS}}\varepsilon + 2b_{\beta_{v,i},t}. \quad (35)$$

Given there are at most $2S - 1$ intervals $I_{v,i}$ with a total length of T (Lemma 10), the contribution of the second term on the right hand side of inequality (35) is

$$\sum_{v=1}^{\hat{S}} \sum_{i=1}^{S_v} \sum_{t \in I_{v,i} \cap \mathcal{T}_{3,2}} 2b_{\beta_{v,i},t} = \sum_{v=1}^{\hat{S}} \sum_{i=1}^{S_v} 2H_{\text{LS}} \sqrt{2 \log(2T^2U/\delta\gamma)} \sum_{t=1}^{|I_{v,i} \cap \mathcal{T}_{3,2}|} \sqrt{\frac{1}{t}} \leq 8H_{\text{LS}} \sqrt{ST \log(2T^2U/\delta\gamma)}.$$

Therefore, it suffices to bound the regret per time step by the first term on the right hand side of inequality (35) conditioned on the size of ε through which the change can be detected, and the number of time steps in interval $I_{v,i}$.

The instantaneous regret accumulates over the time steps until either the next change occurs or the current change is detected, whichever comes first. The change might not be detected sufficiently fast through only the cost observations of base-stock level $\tau \leq \tau_v^k$. By the construction of the set $\mathcal{T}_{3,2}$, however, the change in cost of $\tau_t^{*\gamma}$ is significant compared to the time of its eviction from the active set. Since $\tau_v^k < \tau_t^{*\gamma}$, the change is therefore detected when a sampling obligation for U of sufficient length is added and *change point condition* (12) is satisfied by any $\tau \in \mathcal{A}_\gamma$. In the following, we consider possible change magnitudes ε and interval lengths $|I_{v,i}|$, in relation to the length n of the sampling obligation for base-stock level U necessary to detect the change of size ε .

If $\varepsilon \leq \sqrt{2 \log(2T^2U/\delta\gamma)/|I_{v,i}|}$, then with Eq. (35) the regret is bounded as

$$\sum_{v=1}^{\hat{S}} \sum_{i=1}^{S_v} \frac{32}{3} H_{\text{LS}} \varepsilon |I_{v,i}| \leq \frac{32}{3} H_{\text{LS}} \sum_{v=1}^{\hat{S}} \sum_{i=1}^{S_v} \sqrt{2 \log(2T^2U/\delta\gamma) |I_{v,i}|} = \frac{64}{3} H_{\text{LS}} \sqrt{ST \log(2T^2U/\delta\gamma)}.$$

Likewise, if $\varepsilon > \sqrt{2 \log(2T^2U/\delta\gamma)/|I_{v,i}|}$ and $|I_{v,i}| < 2n$, then the regret contribution is

$$\begin{aligned} \sum_{v=1}^{\hat{S}} \sum_{i=1}^{S_v} \frac{32}{3} H_{\text{LS}} \varepsilon |I_{v,i}| &< \sum_{v=1}^{\hat{S}} \sum_{i=1}^{S_v} \frac{64}{3} H_{\text{LS}} \varepsilon n \quad \text{using } |I_{v,i}| < 2n \\ &\leq \frac{64}{3} H_{\text{LS}} \sum_{v=1}^{\hat{S}} \sum_{i=1}^{S_v} \varepsilon \left(2 \log(2T^2U/\delta\gamma)/\varepsilon^2 + 1 \right) \quad \text{using } n = \lceil 2 \log(2T^2U/\delta\gamma)/\varepsilon^2 \rceil \\ &< \frac{64}{3} H_{\text{LS}} \sum_{v=1}^{\hat{S}} \sum_{i=1}^{S_v} \left(\sqrt{2 \log(2T^2U/\delta\gamma) |I_{v,i}|} + \varepsilon \right) \quad \text{since } \varepsilon > \sqrt{2 \log(2T^2U/\delta\gamma)/|I_{v,i}|} \\ &\leq \frac{128}{3} H_{\text{LS}} \sqrt{ST \log(2T^2U/\delta\gamma)} + \frac{64}{3} H_{\text{LS}} S \quad \text{with Jensen's inequality and } \varepsilon = 2^{-i} < 1/2. \end{aligned} \quad (36)$$

Therefore, in the following we consider intervals of length $|I_{v,i}| \geq 2n$. We show that for these intervals, the change can be detected before the next change happens as the time difference between the two changes

is larger than the number of samples of base-stock level U required to detect the previous change. Let $t_{v,j}$ denote the first time step of the j 'th sampling block for U in episode v . After completing a sampling block of length n , with $\sqrt{\frac{2\log(2T^2U/\delta\gamma)}{n}} \leq \varepsilon \leq \tilde{\mu}_v(\tau_t^{*\gamma}) - \mu_t(\tau_t^{*\gamma})/8H_{\text{LS}}$ we have that

$$\begin{aligned} \tilde{\mu}_v(\tau_t^{*\gamma}) - \hat{\mu}(\tau_t^{*\gamma}, t_{v,j}, t) &> \tilde{\mu}_v(\tau_t^{*\gamma}) - \mu_t(\tau_t^{*\gamma}) - H_{\text{LS}}\sqrt{\frac{2\log(2T^2U/\delta\gamma)}{n}} \quad \text{by definition of } \mathcal{E} \text{ (Lemma 9)} \\ &\geq \tilde{\mu}_v(\tau_t^{*\gamma}) - \mu_t(\tau_t^{*\gamma}) + H_{\text{LS}}\sqrt{\frac{2\log(2T^2U/\delta\gamma)}{n}} - 2H_{\text{LS}}\varepsilon \quad \text{with } \sqrt{\frac{2\log(2T^2U/\delta\gamma)}{n}} \leq \varepsilon \\ &\geq \frac{3}{4}\left(\tilde{\mu}_v(\tau_t^{*\gamma}) - \mu_t(\tau_t^{*\gamma})\right) + H_{\text{LS}}\sqrt{\frac{2\log(2T^2U/\delta\gamma)}{n}} \quad \text{with } \varepsilon \leq \tilde{\mu}_v(\tau_t^{*\gamma}) - \mu_t(\tau_t^{*\gamma})/8H_{\text{LS}} \\ &\geq \tilde{\Delta}_v(\tau_t^{*\gamma})/4 + H_{\text{LS}}\sqrt{\frac{2\log(2T^2U/\delta\gamma)}{n}} \quad \text{by definition of } \mathcal{T}_{3,2} \end{aligned}$$

and hence the *change point condition* (12) is satisfied. If the sampling block is not completed, this is captured by the above case $|I_{v,i}| < 2n$.

The remainder of the proof closely follows the arguments presented in Auer et al. (2019, B.2). Let ξ_l for $l = 2, \dots, S$ denote the actual change points and $\xi_1 = 1$ as well as $\xi_{S+1} = T + 1$. Then, $I_{v,i}$ is a subinterval of an interval without change $[\xi_l, \xi_{l+1} - 1]$ defined by change detections that may occur between change points ξ_l and ξ_{l+1} . Since we assume $|I_{v,i}| \geq 2n$, it follows $\xi_{l+1} - \beta_{v,i} \geq 2n$. As defined in NSIC-LSL, the sampling obligation that detects the change of size at least ε is added with probability $p_v\varepsilon$ with $p_v = \sqrt{v/UT \log(2T^2U/\delta\gamma)}$ and, once added, triggers a restart after $n = \lceil 2\log(2T^2U/\delta\gamma)/\varepsilon^2 \rceil$ steps. The regret contribution $\bar{R}_{v,i} := \sum_{t \in I_{v,i} \cap \mathcal{T}_{3,2}} (\mu_t(\tau_t^g) - \mu_t(\tau_t^{*\gamma}))$ over interval $I_{v,i}$ with $|I_{v,i}| \geq 2n$ is therefore using Eq. (35) bounded as

$$\begin{aligned} \bar{R}_{v,i} &\leq \frac{32}{3}H_{\text{LS}}\varepsilon \left(\sum_{j=1}^{\xi_{l+1}-\beta_{v,i}-n} (1-p_v\varepsilon)^j + n \right) \\ &\leq \frac{32}{3}H_{\text{LS}}\varepsilon \left(\frac{1 - (1-p_v\varepsilon)^{\xi_{l+1}-\beta_{v,i}-n}}{p_v\varepsilon} + n \right) \\ &= \frac{32H_{\text{LS}}}{3p_v} \left(1 - (1-p_v\varepsilon)^{\xi_{l+1}-\beta_{v,i}-n} \right) + \frac{32}{3}H_{\text{LS}}n\varepsilon \\ &= \frac{32H_{\text{LS}}}{3p_v} \left(1 - (1-p_v\varepsilon)^{\xi_{l+1}-\beta_{v,i}-n} \right) + \frac{128}{3}H_{\text{LS}}\log(2T^2U/\delta\gamma)/\varepsilon. \end{aligned}$$

Let $q_{v,i}$ denote the probability that $I_{v,i}$ does not end with the detection of a change but an actual change, that is, $\beta_{v,i+1} = \xi_{l+1}$. Recall that we need at least n samples to detect the change of size ε . Hence, if no sampling obligation of at least this length is added for at least $|I_{v,i}| - n$ steps, the change will not be detected and interval $I_{v,i}$ ends with an actual change at ξ_{l+1} . Since with probability $p_v\varepsilon$ the required sampling obligation is added, we have that

$$q_{v,i} \leq (1 - p_v\varepsilon)^{\xi_{l+1}-\beta_{v,i}-n}.$$

Let $R_{v,i}$ denote the total future regret contribution of steps $t \in \mathcal{T}_{3,2}$ in large intervals $I_{v,i}$ with $|I_{v,i}| \geq 2n$ and $I_{v,i} \subseteq [\xi_l, \xi_{l+1} - 1]$, starting from $\beta_{v,i}$. We show by backward induction that this quantity is upper bounded as

$$R_{v,i} \leq \sum_{v'=v}^{\hat{S}} \frac{32H_{\text{LS}}}{3p_{v'}} + \frac{128}{3}H_{\text{LS}}\sqrt{\log(2T^2U/\delta\gamma)(2S-l-v)(T+1-\beta_{v,i})}.$$

This is trivially satisfied for $\beta_{v,i} = T+1$. The future expected regret from intervals that start at $\beta_{v,i} \leq T$ is the sum of the regret in the current interval and the future regret from the next interval. By induction, this is given by

$$\begin{aligned} R_{v,i} &\leq \bar{R}_{v,i} + q_{v,i}R_{v,i+1} + (1-q_{v,i})R_{v+1,1} \\ &\leq \frac{32H_{\text{LS}}}{3p_v}(1-q_{v,i}) + q_{v,i} \sum_{v'=v}^{\hat{S}} \frac{32H_{\text{LS}}}{3p_{v'}} + (1-q_{v,i}) \sum_{v'=v+1}^{\hat{S}} \frac{32H_{\text{LS}}}{3p_{v'}} \\ &\quad + \frac{128}{3}H_{\text{LS}}q_{v,i}\sqrt{\log(2T^2U/\delta\gamma)(\xi_{l+1}-\beta_{v,i})} + \frac{128}{3}H_{\text{LS}}(1-q_{v,i})\sqrt{\log(2T^2U/\delta\gamma)(\beta_{v+1,1}-\beta_{v,i})} \\ &\quad + \frac{128}{3}H_{\text{LS}}q_{v,i}\sqrt{\log(2T^2U/\delta\gamma)(2S-l-v-1)(T+1-\xi_{l+1})} \\ &\quad + \frac{128}{3}H_{\text{LS}}(1-q_{v,i})\sqrt{\log(2T^2U/\delta\gamma)(2S-l-v-1)(T+1-\beta_{v+1,1})} \\ &= \frac{32H_{\text{LS}}}{3p_v}(1-q_{v,i}) + \frac{32H_{\text{LS}}}{3p_v}q_{v,i} + \sum_{v'=v+1}^{\hat{S}} \frac{32H_{\text{LS}}}{3p_{v'}} + \frac{128H_{\text{LS}}}{3}q_{v,i}\sqrt{\log\left(\frac{2T^2U}{\delta\gamma}\right)(2S-l-v)(T+1-\beta_{v,i})} \\ &\quad + \frac{128H_{\text{LS}}}{3}(1-q_{v,i})\sqrt{\log(2T^2U/\delta\gamma)(2S-l-v)(T+1-\beta_{v,i})} \\ &= \sum_{v'=v}^{\hat{S}} \frac{32H_{\text{LS}}}{3p_{v'}} + \frac{128H_{\text{LS}}}{3}\sqrt{\log(2T^2U/\delta\gamma)(2S-l-v)(T+1-\beta_{v,i})}, \end{aligned}$$

where in the second to last step we have used that

$$\begin{aligned} \sqrt{\xi_{l+1}-\beta_{v,i}} + \sqrt{(2S-l-v-1)(T+1-\xi_{l+1})} &\leq \sqrt{(2S-l-v)(T+1-\beta_{v,i})} \quad \text{and} \\ \sqrt{\beta_{v+1,1}-\beta_{v,i}} + \sqrt{(2S-l-v-1)(T+1-\beta_{v+1,1})} &\leq \sqrt{(2S-l-v)(T+1-\beta_{v,i})}. \end{aligned}$$

With the following bound on total regret accumulated over all long intervals

$$R_{1,1} \leq \sum_{v=1}^{\hat{S}} \frac{32H_{\text{LS}}}{3} \sqrt{\frac{UT \log(2T^2U/\delta\gamma)}{v}} + \frac{128H_{\text{LS}}}{3} \sqrt{2ST \log(2T^2U/\delta\gamma)} \leq \frac{256+64\sqrt{U}}{3}H_{\text{LS}} \sqrt{ST \log\left(\frac{2T^2U}{\delta\gamma}\right)}$$

and the bound on the regret incurred over short intervals in Eq. (36), it follows for the total regret contribution

$$R_{3,2}(T) = \sum_{t \in \mathcal{T}_{3,2}} \left(\mu_t(\tau_t^g) - \mu_t(\tau_t^{*\gamma}) \right) \leq \frac{256+64\sqrt{U}}{3}H_{\text{LS}} \sqrt{ST \log(2T^2U/\delta\gamma)} + \frac{64}{3}H_{\text{LS}}S.$$

Final Regret Bound. We conclude that, conditioned on the event \mathcal{E} , we obtain the following bounds for the regret components defined in Lemma 11

$$\begin{aligned} R_1(T) &\leq 32H_{\text{LS}}\sqrt{ST\log(2T^2U/\delta\gamma)}, \\ R_2(T) &< \left(\frac{192}{5} + 384\sqrt{U}\max\{h, b\} + \frac{256\log_2(1/\gamma)}{7\sqrt{U}}\right)H_{\text{LS}}\sqrt{ST\log(2T^2U/\delta\gamma)}, \\ R_3(T) &\leq \frac{280 + 64\sqrt{U}}{3}H_{\text{LS}}\sqrt{ST\log(2T^2U/\delta\gamma)} + \frac{64}{3}H_{\text{LS}}S. \end{aligned}$$

Following the regret decompositions in Lemma 8 and 11, the upper bound for the expected dynamic regret is given by

$$\begin{aligned} \mathbb{E}[R(T) \mid \mathcal{E}] &= R_\gamma(T) + R_1(T) + R_2(T) + R_3(T) \\ &< \left(\frac{2456}{15} + \left(\frac{64}{3} + 384\max\{h, b\}\right)\sqrt{U} + \frac{256\log_2(1/\gamma)}{7\sqrt{U}}\right)H_{\text{LS}}\sqrt{ST\log(2T^2U/\delta\gamma)} \\ &\quad + \frac{64}{3}H_{\text{LS}}S + T\gamma\max\{h, b\}. \end{aligned}$$

By Lemma 9, we have that $\mathbb{P}(\mathcal{E}) \geq 1 - \delta$. Moreover, using the Lipschitz continuity of the cost function (Lemma 1), it holds that $\mathbb{E}[R(T) \mid \mathcal{E}^c] \leq TU\max\{h, b\}$. Therefore, by decomposing the expectation over \mathcal{E} and \mathcal{E}^c we obtain

$$\begin{aligned} \mathbb{E}[R(T)] &= \mathbb{E}[R(T) \mid \mathcal{E}]\mathbb{P}(\mathcal{E}) + \mathbb{E}[R(T) \mid \mathcal{E}^c]\mathbb{P}(\mathcal{E}^c) \\ &< (1 - \delta)\left(\left(\frac{2456}{15} + \left(\frac{64}{3} + 384\max\{h, b\}\right)\sqrt{U} + \frac{256\log_2(1/\gamma)}{7\sqrt{U}}\right)H_{\text{LS}}\sqrt{ST\log(2T^2U/\delta\gamma)}\right. \\ &\quad \left.+ \frac{64}{3}H_{\text{LS}}S + T\gamma\max\{h, b\}\right) + \delta TU\max\{h, b\}. \end{aligned}$$

Finally, with $H_{\text{LS}} = 216U\max\{h, b\}$ and by setting $\gamma = O(T^{-1/2})$ as well as $\delta = \Theta(T^{-2})$ this gives $\mathbb{E}[R(T)] = \tilde{O}(U^{3/2}\sqrt{ST})$. \square

D.4. Proof of Theorem 4

THEOREM 4. *The expected dynamic regret of NSIC-LSL (Algorithm 3) is upper bounded via*

$$\begin{aligned} \mathbb{E}[R(T)] &< (1 - \delta)\left(24H_{\text{LS}}\sqrt{ST\log\left(\frac{2T^2U}{\delta\gamma}\right)\left(\frac{U}{\gamma} + 2\right)} + \frac{16H_{\text{LS}}U}{\gamma}\min\left\{\sqrt{ST\log\left(\frac{2T^2U}{\delta\gamma}\right)}, \frac{8H_{\text{LS}}S\log\left(\frac{2T^2U}{\delta\gamma}\right)}{\max\{h, b\}\gamma}\right\}\right. \\ &\quad \left.+ \left(3T\gamma + LSU\lceil U/\gamma \rceil + SU^2\nu\right)\max\{h, b\}\right) + \delta TU\max\{h, b\}, \end{aligned}$$

where $H_{\text{LS}} = 72(L + 3)U\max\{h, b\}$ and $\delta \in (0, 1)$. As a result, by setting $\delta = \Theta(T^{-2})$ and $\gamma = \Theta(U(L + 1)^{2/3}T^{-1/4})$ or $\gamma = \Theta(U(L + 1)^{2/3}T^{-1/3})$, we have that $\mathbb{E}[R(T)] = \tilde{O}(U(L + 1)^{2/3}\min\{S^{1/2}T^{3/4}, ST^{2/3}\})$. Moreover, if S is known, we obtain an upper bound of $\tilde{O}(U(L + 1)^{2/3}S^{1/3}T^{2/3})$ by setting $\gamma = \Theta(U(L + 1)^{2/3}S^{1/3}T^{-1/3})$.

Theorem 4 provides an upper bound on the dynamic regret *in expectation*, because it depends on the number of time steps in which orders are suspended to reduce inventory, which Assumption 1.3 ensures is bounded in expectation. As in Appendix D.3, we analyze regret conditional on the event \mathcal{E} and state the total regret bound in expectation.

Proof. To prove Theorem 4, we start with the regret decomposition specific to the NSIC-LSL algorithm.

Regret Decomposition. By Lemma 9, our concentration guarantees hold for all time intervals in which the sum of on-hand and in transit inventory does not exceed the designated base-stock level. Transitioning from a higher level τ_v^k to a lower level τ_v^{k+1} requires a number of steps $\alpha_{v,k}, \dots, \bar{\alpha}_{v,k} - 1$ to reduce inventory and cost observations collected during these intermediate steps do not contribute to the accuracy of the cost estimates. Convenient for the following regret analysis, we partition $R_\tau(T)$ based on the two sets $\bigcup_{v,k} \{t \mid \alpha_v^k \leq t < \bar{\alpha}_v^k\}$ and $[T] \setminus \bigcup_{v,k} \{t \mid \alpha_v^k \leq t < \bar{\alpha}_v^k\}$, and whether the optimal base-stock level is at most as large as or greater than τ_v^k , writing

$$\begin{aligned} R_\tau(T) &= \sum_{t \in [T]} \left(\mu_t(\tau_t) - \mu_t(\tau_t^{*\gamma}) \right) = R_{\tau_0}(T) + R_1(T) + R_2(T) \quad \text{with} \\ R_{\tau_0}(T) &:= \sum_{t \in \bigcup_{v,k} \{t' \mid \alpha_v^k \leq t' < \bar{\alpha}_v^k\}} \left(\mu_t(\tau_t) - \mu_t(\tau_t^{*\gamma}) \right), \quad R_1(T) := \sum_{\substack{t \in \bigcup_{v,k} \{t' \mid \bar{\alpha}_v^k \leq t' < \alpha_v^{k+1}\}, \\ \tau_t^{*\gamma} \leq \tau_v^k}} \left(\mu_t(\tau_t) - \mu_t(\tau_t^{*\gamma}) \right) \quad \text{and} \\ R_2(T) &:= \sum_{\substack{t \in \bigcup_{v,k} \{t' \mid \bar{\alpha}_v^k \leq t' < \alpha_v^{k+1}\}, \\ \tau_t^{*\gamma} > \tau_v^k}} \left(\mu_t(\tau_t) - \mu_t(\tau_t^{*\gamma}) \right). \end{aligned}$$

Next, we provide the regret analysis for each of the terms $R_{\tau_0}(T)$, $R_1(T)$ and $R_2(T)$.

Bound of $R_{\tau_0}(T)$. By Lemma 9, in time steps $t \in \mathcal{T}_0$ the concentration bound in Lemma 4 does not apply. We can, however, bound the expected number of such time steps as well as the cost incurred in each of these time steps. First, we bound the expected number of time steps of inventory reduction within an episode v , that is, $|\bigcup_k \{t \mid \alpha_v^k \leq t < \bar{\alpha}_v^k\}|$. Note that the expected number of steps required to deplete an amount $\tau_t - \tau_{t+1}$ of inventory is $\mathbb{1}\{\tau_t \neq \tau_{t+1}\}L + (\tau_t - \tau_{t+1})\nu$. This holds since after at most L time steps of ordering zero units the inventory on-hand is at most τ_t . By Assumption 1.3, it takes another $(\tau_t - \tau_{t+1})\nu$ steps until the inventory position has fallen down to τ_{t+1} . Therefore, we have that

$$\begin{aligned} \mathbb{E} \left[\left| \bigcup_k \{t \mid \alpha_v^k \leq t < \bar{\alpha}_v^k\} \right| \right] &\leq \sum_{t \in [t_v, t_{v+1}-1]} (\mathbb{1}\{\tau_t \neq \tau_{t+1}\}L + (\tau_t - \tau_{t+1})\nu) \\ &\leq L \sum_{t \in [t_v, t_{v+1}-1]} \mathbb{1}\{\tau_t \neq \tau_{t+1}\} + \nu \sum_{t \in [t_v, t_{v+1}-1]} (\tau_t - \tau_{t+1}). \end{aligned}$$

The number of times the base-stock level is decreased in episode v is bounded as

$$\sum_{t \in [t_v, t_{v+1}-1]} \mathbb{1}\{\tau_t \neq \tau_{t+1}\} \leq |\mathcal{A}_\gamma| - 1 \leq \lceil U/\gamma \rceil.$$

Moreover, we know that the sequence of implemented base-stock levels over the epochs in $[t_v, t_{v+1} - 1]$ is non-decreasing. Therefore, we have that the total amount by which inventory is reduced accumulated over the steps in episode v is

$$\sum_{t \in [t_v, t_{v+1} - 1]} (\tau_t - \tau_{t+1}) \leq U.$$

This implies

$$\mathbb{E} \left[\left| \bigcup_k \{t \mid \alpha_v^k \leq t < \bar{\alpha}_v^k\} \right| \right] \leq L[U/\gamma] + Uv.$$

Finally, by Lipschitz continuity of $\mu_t(\cdot)$ (Lemma 1), in each step a regret of at most $U \max\{h, b\}$ is incurred. Since the total number of episodes \hat{S} is at most S (Lemma 10), summing over all episodes yields the expected regret upper bound

$$\begin{aligned} R_{\tau_0}(T) &= \sum_{t \in \bigcup_{v,k} \{t' \mid \alpha_v^k \leq t' < \bar{\alpha}_v^k\}} \left(\mu_t(\tau_t) - \mu_t(\tau_t^{*\gamma}) \right) \\ &\leq \sum_{v=1}^{\hat{S}} (L[U/\gamma] + Uv) U \max\{h, b\} \leq (L[U/\gamma] + Uv) S U \max\{h, b\}. \end{aligned}$$

Bound of $R_1(T)$. Let $t \in I_{v,i}$ for some stationary interval $I_{v,i} = [\beta_{v,i}, \beta_{v,i+1} - 1]$ in episode v . Furthermore, let $\bar{\alpha}_{v,k} \leq t < \alpha_{v,k+1}$ for an epoch k with $\tau_t^{*\gamma} \leq \tau_v^k$. To bound the regret in these time steps, we use the fact that the costs of both base-stock level $\tau_t^{*\gamma}$ and τ_v^k are observed in each time step.

We know that base-stock level $\tau_v^k = \sup \mathcal{A}_v^k$ was not evicted before the start of epoch $k + 1$. This implies that τ_v^k does not satisfy the *elimination condition* (14), that is,

$$\hat{\mu}(\tau_v^k, s, t) - \min_{\tau \in \mathcal{A}_\gamma, \tau \leq \tau_v^k} \hat{\mu}(\tau, s, t) \leq 4b_{s,t} \text{ for all } s \in [\bar{\alpha}_{v,k}, t], \quad (37)$$

or base-stock level $\tau_v^k - \gamma$ violates the *separation condition* (15), and consequently

$$\hat{\mu}(\tau_v^k - \gamma, \bar{\alpha}_{v,k}, t) - \min_{\tau \in \mathcal{A}_\gamma, \tau \leq \tau_v^k} \hat{\mu}(\tau, \bar{\alpha}_{v,k}, t) \leq 2b_{\bar{\alpha}_{v,k}, t} + \max\{h, b\}\gamma. \quad (38)$$

We consider both cases separately.

Case: τ_v^k Does Not Satisfy the Elimination Condition. We start with the case in which we assume that Eq. (37) holds. Here, base-stock level τ_v^k was not evicted from \mathcal{A}_v^k because its empirical mean cost is not sufficiently separated from that of the empirically best level. Then, for $s = \bar{\alpha}_{v,k}$ in Eq. (37) and with

$$\min_{\tau \in \mathcal{A}_\gamma, \tau \leq \tau_v^k} \hat{\mu}(\tau, \bar{\alpha}_{v,k}, t) \leq \hat{\mu}(\tau_t^{*\gamma}, \bar{\alpha}_{v,k}, t) \text{ since } \tau_t^{*\gamma} \leq \tau_v^k, \text{ we have}$$

$$\hat{\mu}(\tau_v^k, \bar{\alpha}_{v,k}, t) - \hat{\mu}(\tau_t^{*\gamma}, \bar{\alpha}_{v,k}, t) \leq 4b_{\bar{\alpha}_{v,k}, t}.$$

Because we consider time steps $t \in [\bar{\alpha}_{v,k}, \alpha_{v,k} - 1]$ within stationary interval $I_{v,i}$ in which $\tau_t^{*\gamma} \leq \tau_v^k$, following Lemma 9 it holds that

$$|\hat{\mu}(\tau_v^k, \bar{\alpha}_{v,k}, t) - \mu_t(\tau_v^k)| \leq b_{\bar{\alpha}_{v,k}, t} \quad \text{and} \quad |\hat{\mu}(\tau_t^{*\gamma}, \bar{\alpha}_{v,k}, t) - \mu_t(\tau_t^{*\gamma})| \leq b_{\bar{\alpha}_{v,k}, t}.$$

As a result, we can bound the regret per time step for all $\bar{\alpha}_{v,k} \leq t < \alpha_{v,k+1}$ by

$$\mu_t(\tau_v^k) - \mu_t(\tau_t^{*\gamma}) \leq 6b_{\bar{\alpha}_{v,k},t}.$$

To determine the cumulative regret over all time steps in $\bigcup_k \{t \in I_{v,i} \mid \bar{\alpha}_v^k \leq t < \alpha_v^{k+1}\}$, we consider the set of epochs which start or end in interval $I_{v,i}$. The number of such epochs is upper bounded by the total number of epochs in episode v , which is at most $|\mathcal{A}_\gamma| \leq \lceil U/\gamma \rceil + 1$. The total number of time steps in these epochs is no larger than $|I_{v,i}|$. With Jensen's inequality, we get the following regret over the time steps in the interval

$$\begin{aligned} \sum_{\substack{t \in \bigcup_k \{t' \in I_{v,i} \mid \bar{\alpha}_v^k \leq t' < \alpha_v^{k+1}\}, \\ \tau_t^{*\gamma} \leq \tau_v^k}} \left(\mu_t(\tau_v^k) - \mu_t(\tau_t^{*\gamma}) \right) &\leq 6H_{\text{LS}} \sqrt{2 \log(2T^2 U / \delta \gamma)} \sum_{k: [\bar{\alpha}_{v,k}, \alpha_{v,k+1}-1] \cap I_{v,i} \neq \emptyset} \sum_{t=1}^{\alpha_{v,k+1} - \bar{\alpha}_{v,k}} \sqrt{\frac{1}{t}} \\ &\leq 12H_{\text{LS}} \sqrt{2 \log(2T^2 U / \delta \gamma) |I_{v,i}| \left(\left\lceil \frac{U}{\gamma} \right\rceil + 1 \right)}. \end{aligned}$$

Since there are at most $2S - 1$ intervals $I_{v,i}$ of length at most T , it follows the regret bound

$$\sum_{v=1}^{\hat{S}} \sum_{i=1}^{S_v} \sum_{\substack{t \in \bigcup_k \{t' \in I_{v,i} \mid \bar{\alpha}_v^k \leq t' < \alpha_v^{k+1}\}, \\ \tau_t^{*\gamma} \leq \tau_v^k}} \left(\mu_t(\tau_v^k) - \mu_t(\tau_t^{*\gamma}) \right) \leq 24H_{\text{LS}} \sqrt{ST \log(2T^2 U / \delta \gamma) (U/\gamma + 2)}.$$

Case: τ_v^k Does Not Satisfy the Separation Condition. Next, we consider the time steps in which Eq. (38) is satisfied. Here, the base-stock level τ_v^k was not eliminated from the active set due to the *separation condition* (15). Using $\min_{\tau \in \mathcal{A}_\gamma, \tau \leq \tau_v^k} \hat{\mu}(\tau, \bar{\alpha}_{v,k}, t) \leq \hat{\mu}(\tau_t^{*\gamma}, \bar{\alpha}_{v,k}, t)$, it follows from Eq. (38) that

$$\hat{\mu}(\tau_v^k - \gamma, \bar{\alpha}_{v,k}, t) - \hat{\mu}(\tau_t^{*\gamma}, \bar{\alpha}_{v,k}, t) \leq 2b_{\bar{\alpha}_{v,k},t} + \max\{h, b\}\gamma.$$

By Lemma 9 and since both $\tau_v^k - \gamma$ and $\tau_t^{*\gamma}$ are at most as large as τ_v^k , we have that

$$|\hat{\mu}(\tau_v^k - \gamma, \bar{\alpha}_{v,k}, t) - \mu_t(\tau_v^k - \gamma)| \leq b_{\bar{\alpha}_{v,k},t} \quad \text{and} \quad |\hat{\mu}(\tau_t^{*\gamma}, \bar{\alpha}_{v,k}, t) - \mu_t(\tau_t^{*\gamma})| \leq b_{\bar{\alpha}_{v,k},t}$$

and we can bound the regret per time step for $\bar{\alpha}_{v,k} \leq t < \alpha_{v,k+1}$ by

$$\mu_t(\tau_v^k - \gamma) - \mu_t(\tau_t^{*\gamma}) \leq 4b_{\bar{\alpha}_{v,k},t} + \max\{h, b\}\gamma.$$

Using the Lipschitz continuity of $\mu_t(\cdot)$ as per Lemma 1, we obtain

$$\begin{aligned} \mu_t(\tau_v^k) - \mu_t(\tau_t^{*\gamma}) &\leq \mu_t(\tau_v^k - \gamma) - \mu_t(\tau_t^{*\gamma}) + \max\{h, b\}\gamma \\ &\leq 4b_{\bar{\alpha}_{v,k},t} + 2\max\{h, b\}\gamma. \end{aligned}$$

Applying the same arguments as in the first case yields the following bound on the regret accumulated over the interval

$$\begin{aligned}
\sum_{t \in \bigcup_k \{t' \in I_{v,i} \mid \bar{\alpha}_v^k \leq t' < \alpha_v^{k+1}, \tau_t^{*\gamma} \leq \tau_v^k\}} \left(\mu_t(\tau_v^k) - \mu_t(\tau_t^{*\gamma}) \right) &\leq 4H_{\text{LS}} \sqrt{2 \log(2T^2 U / \delta \gamma)} \sum_{k: [\bar{\alpha}_{v,k}, \alpha_{v,k+1}-1] \cap I_{v,i} \neq \emptyset} \sum_{t=1}^{\alpha_{v,k+1} - \bar{\alpha}_{v,k}} \sqrt{\frac{1}{t}} \\
&+ \sum_{t \in \bigcup_k \{t' \in I_{v,i} \mid \bar{\alpha}_v^k \leq t' < \alpha_v^{k+1}, \tau_t^{*\gamma} \leq \tau_v^k\}} 2 \max\{h, b\} \gamma \\
&\leq 8H_{\text{LS}} \sqrt{2 \log(2T^2 U / \delta \gamma) |I_{v,i}| \left(\left\lceil \frac{U}{\gamma} \right\rceil + 1 \right)} + 2|I_{v,i}| \max\{h, b\} \gamma.
\end{aligned}$$

Finally, by Jensen's inequality, the sum over at most $2S - 1$ intervals with a total length of T is bounded via

$$\sum_{v=1}^{\hat{S}} \sum_{i=1}^{S_v} \sum_{t \in \bigcup_k \{t' \in I_{v,i} \mid \bar{\alpha}_v^k \leq t' < \alpha_v^{k+1}, \tau_t^{*\gamma} \leq \tau_v^k\}} \left(\mu_t(\tau_v^k) - \mu_t(\tau_t^{*\gamma}) \right) \leq 16H_{\text{LS}} \sqrt{ST \log(2T^2 U / \delta \gamma) (U/\gamma + 2)} + 2T\gamma \max\{h, b\}.$$

Final Bound of $R_1(T)$. The regret component $R_1(T)$ is therefore bounded as

$$R_1(T) = \sum_{t \in \bigcup_{v,k} \{t' \mid \bar{\alpha}_v^k \leq t' < \alpha_v^{k+1}, \tau_t^{*\gamma} \leq \tau_v^k\}} \left(\mu_t(\tau_t) - \mu_t(\tau_t^{*\gamma}) \right) \leq 24H_{\text{LS}} \sqrt{ST \log(2T^2 U / \delta \gamma) (U/\gamma + 2)} + 2T\gamma \max\{h, b\}.$$

Bound of $R_2(T)$. Let $t \in I_{v,i}$ for some stationary interval $I_{v,i} = [\beta_{v,i}, \beta_{v,i+1} - 1]$ in episode v . Moreover, let $\bar{\alpha}_{v,k} \leq t < \alpha_{v,k+1}$ for some epoch $k \geq 2$ and $\tau_v^k < \tau_t^{*\gamma}$. Note that in the first epoch of each episode it holds that $\tau_t^{*\gamma} \leq \tau_v^k$ since $\tau_v^k = U$ and hence the regret in these epochs is captured by the term $R_1(T)$. In the following, we first show that no new epoch is triggered in such time steps t and hence interval $I_{v,i}$ lies entirely within epoch k . We then use this fact to upper bound the length of $I_{v,i}$, after which we bound the regret per-time step given that the base-stock level implemented must always satisfy the *separation condition* (15).

We begin by showing that the next epoch $k + 1$ is not started in interval $I_{v,i}$. This is because if $\tau_v^k < \tau_t^{*\gamma}$, then by convexity we have that $\mu_t(\tau_v^k) \leq \mu_t(\tau)$ for all $\tau \leq \tau_v^k$ and together with the Lipschitz continuity of the cost function (Lemma 1) we have that

$$\begin{aligned}
\mu_t(\tau_v^k) &\leq \mu_t \left(\arg \min_{\tau \in \mathcal{A}_\gamma, \tau \leq \tau_v^k} \hat{\mu}(\tau, \bar{\alpha}_{v,k}, t) \right) \\
\text{and } \mu_t(\tau_v^k - \gamma) &\leq \mu_t \left(\arg \min_{\tau \in \mathcal{A}_\gamma, \tau \leq \tau_v^k} \hat{\mu}(\tau, \bar{\alpha}_{v,k}, t) \right) + \max\{h, b\} \gamma.
\end{aligned}$$

It follows with Lemma 9 that

$$\hat{\mu}(\tau_v^k - \gamma, \bar{\alpha}_{v,k}, t) - \min_{\tau \in \mathcal{A}_\gamma, \tau \leq \tau_v^k} \hat{\mu}(\tau, \bar{\alpha}_{v,k}, t) \leq 2b_{\bar{\alpha}_{v,k}, t} + \max\{h, b\} \gamma.$$

Therefore, the *separation condition* (15) is violated by base-stock level $\tau_v^k - \gamma$. Thus, τ_v^k is not eliminated from the active set \mathcal{A}_v^k and hence sampled throughout the entire interval $I_{v,i}$, until either the next change that causes the optimal base-stock level to be smaller than τ_v^k occurs, or until the change at $\beta_{v,i}$ is detected. This means, we have $[\beta_{v,i}, \beta_{v,i+1}] \subseteq [\alpha_{v,k}, \alpha_{v,k+1} - 1]$. For notational clarity, we furthermore assume that $\beta_{v,i} \leq \bar{\alpha}_{v,k}$, that is, inventory and orders are reduced to the target base-stock level τ_v^k after step $\beta_{v,i}$. Otherwise, all following arguments hold with $\bar{\alpha}_{v,k}$ replaced by $\beta_{v,i}$.

As a result, the estimators $\hat{\mu}(\tau, \bar{\alpha}_{v,k}, t)$ are available for all $\tau \leq \tau_v^k$ and $\bar{\alpha}_{v,k} < t < \beta_{v,i+1}$, and our concentration guarantees (Lemma 9) apply since τ_v^k does not change between step $\alpha_{v,k}$ and any $t < \beta_{v,i+1}$. The same holds for estimators $\hat{\mu}(\tau, \bar{\alpha}_{v,k-1}, \alpha_{v,k})$ with $\tau \leq \tau_v^{k-1}$ and epoch $k-1$ in the same episode because τ_v^{k-1} is fixed over the time steps in $[\bar{\alpha}_{v,k-1}, \alpha_{v,k} - 1]$.

Bound of $|I_{v,i}|$. Next, we determine the maximum number of time steps until the change is detected. Let $\tau' := \arg \min_{\tau \in \mathcal{A}_v, \tau \leq \tau_v^{k-1}} \hat{\mu}(\tau, \bar{\alpha}_{v,k-1}, \alpha_{v,k})$ represent the base-stock level with the minimum estimated cost in epoch $k-1$. Note that since

$$\hat{\mu}(\tau', \bar{\alpha}_{v,k-1}, \alpha_{v,k}) - \min_{\tau \in \mathcal{A}_v, \tau \leq \tau_v^{k-1}} \hat{\mu}(\tau, \bar{\alpha}_{v,k-1}, \alpha_{v,k}) = 0 < 4b_{\bar{\alpha}_{v,k-1}, \alpha_{v,k}}$$

base-stock level τ' does not satisfy the *elimination condition* (14), and hence it must hold that $\tau' \leq \tau_v^k$.

Using $\tau' \leq \tau_v^k < \tau_t^{*\gamma}$ and the convexity of the cost function, we get that $\mu_t(\tau_t^{*\gamma}) \leq \mu_t(\tau_v^k) \leq \mu_t(\tau')$ and with Lemma 9 that

$$\hat{\mu}(\tau_v^k, \bar{\alpha}_{v,k}, t) - \hat{\mu}(\tau', \bar{\alpha}_{v,k}, t) \leq \mu_t(\tau_v^k) - \mu_t(\tau') + 2b_{\bar{\alpha}_{v,k}, t} \leq 2b_{\bar{\alpha}_{v,k}, t}. \quad (39)$$

Furthermore, the change has not been detected at time t . Therefore, the *change point condition* (17) is not satisfied, neither for τ_v^k nor for τ' and it holds that

$$|\hat{\mu}(\tau', \bar{\alpha}_{v,k}, t) - \hat{\mu}(\tau', \bar{\alpha}_{v,k-1}, \alpha_{v,k})| \leq b_{\bar{\alpha}_{v,k}, t} + b_{\bar{\alpha}_{v,k-1}, \alpha_{v,k}} \quad (40)$$

$$\text{and } |\hat{\mu}(\tau_v^k, \bar{\alpha}_{v,k}, t) - \hat{\mu}(\tau_v^k, \bar{\alpha}_{v,k-1}, \alpha_{v,k})| \leq b_{\bar{\alpha}_{v,k}, t} + b_{\bar{\alpha}_{v,k-1}, \alpha_{v,k}}. \quad (41)$$

From Eqs. (39) to (41) it follows

$$\begin{aligned} & \hat{\mu}(\tau_v^k, \bar{\alpha}_{v,k-1}, \alpha_{v,k}) - \hat{\mu}(\tau', \bar{\alpha}_{v,k-1}, \alpha_{v,k}) \\ & \leq |\hat{\mu}(\tau_v^k, \bar{\alpha}_{v,k-1}, \alpha_{v,k}) - \hat{\mu}(\tau_v^k, \bar{\alpha}_{v,k}, t)| + |\hat{\mu}(\tau_v^k, \bar{\alpha}_{v,k}, t) - \hat{\mu}(\tau', \bar{\alpha}_{v,k}, t)| + |\hat{\mu}(\tau', \bar{\alpha}_{v,k}, t) - \hat{\mu}(\tau', \bar{\alpha}_{v,k-1}, \alpha_{v,k})| \\ & \leq 4b_{\bar{\alpha}_{v,k}, t} + 2b_{\bar{\alpha}_{v,k-1}, \alpha_{v,k}}. \end{aligned}$$

Moreover, we know that the *separation condition* (15) is satisfied by τ_v^k over the interval $[\bar{\alpha}_{v,k-1}, \alpha_{v,k} - 1]$ since that base-stock level has not been evicted at the termination of epoch $k-1$, and consequently

$$\hat{\mu}(\tau_v^k, \bar{\alpha}_{v,k-1}, \alpha_{v,k}) - \hat{\mu}(\tau', \bar{\alpha}_{v,k-1}, \alpha_{v,k}) > 2b_{\bar{\alpha}_{v,k-1}, \alpha_{v,k}} + \max\{h, b\}\gamma. \quad (42)$$

Comparing upper and lower bound yields $4b_{\bar{\alpha}_{v,k},t} + 2b_{\bar{\alpha}_{v,k-1},\alpha_{v,k}} > 2b_{\bar{\alpha}_{v,k-1},\alpha_{v,k}} + \max\{h, b\}\gamma$ and hence

$$4b_{\bar{\alpha}_{v,k},t} > \max\{h, b\}\gamma.$$

As this holds for all $t \in \bigcup_k \{t' \in I_{v,i} \mid \bar{\alpha}_v^k \leq t' < \alpha_v^{k+1}\}$, in particular the last step $t = \beta_{v,i+1} - 1$, with $b_{\bar{\alpha}_{v,k},\beta_{v,i+1}} = H_{\text{LS}} \sqrt{\frac{2\log(2T^2U/\delta\gamma)}{\beta_{v,i+1} - \bar{\alpha}_{v,k}}}$ the maximum number of time steps until the change is detected is given by

$$\begin{aligned} |I_{v,i}| &\leq \beta_{v,i+1} - \bar{\alpha}_{v,k} = \frac{2\log(2T^2U/\delta\gamma)}{(b_{\bar{\alpha}_{v,k},\beta_{v,i+1}}/H_{\text{LS}})^2} \\ &\leq \frac{32\log(2T^2U/\delta\gamma)H_{\text{LS}}^2}{\max\{h, b\}^2\gamma^2}. \end{aligned} \quad (43)$$

Bound of the Regret per Time Step. Next, we bound the instantaneous regret $\mu_t(\tau_v^k) - \mu_t(\tau_t^{*\gamma})$. We begin by writing τ_v^k in terms of τ' and $\tau_t^{*\gamma}$ as

$$\tau_v^k = \frac{\tau_t^{*\gamma} - \tau'}{\tau_t^{*\gamma} - \tau'} \tau_v^k = \frac{\tau_t^{*\gamma} \tau' - \tau_v^k \tau' + \tau_v^k \tau_t^{*\gamma} - \tau_t^{*\gamma} \tau'}{\tau_t^{*\gamma} - \tau'} = \frac{\tau_t^{*\gamma} - \tau_v^k}{\tau_t^{*\gamma} - \tau'} \tau' + \frac{\tau_v^k - \tau'}{\tau_t^{*\gamma} - \tau'} \tau_t^{*\gamma}.$$

Then, since $\tau' \leq \tau_v^k < \tau_t^{*\gamma}$ and by convexity we have that

$$\begin{aligned} \mu_t(\tau_v^k) &\leq \frac{\tau_t^{*\gamma} - \tau_v^k}{\tau_t^{*\gamma} - \tau'} \mu_t(\tau') + \frac{\tau_v^k - \tau'}{\tau_t^{*\gamma} - \tau'} \mu_t(\tau_t^{*\gamma}) \\ &\left((\tau_t^{*\gamma} - \tau_v^k) + (\tau_v^k - \tau') \right) \mu_t(\tau_v^k) \leq (\tau_t^{*\gamma} - \tau_v^k) \mu_t(\tau') + (\tau_v^k - \tau') \mu_t(\tau_t^{*\gamma}) \\ (\tau_v^k - \tau') \mu_t(\tau_v^k) - (\tau_v^k - \tau') \mu_t(\tau_t^{*\gamma}) &\leq (\tau_t^{*\gamma} - \tau_v^k) \mu_t(\tau') - (\tau_t^{*\gamma} - \tau_v^k) \mu_t(\tau_v^k) \\ \mu_t(\tau_v^k) - \mu_t(\tau_t^{*\gamma}) &\leq \frac{\tau_t^{*\gamma} - \tau_v^k}{\tau_v^k - \tau'} \left(\mu_t(\tau') - \mu_t(\tau_v^k) \right). \end{aligned} \quad (44)$$

What remains is an upper bound on the right-hand side of Eq. (44). We trivially upper bound the difference $\tau_t^{*\gamma} - \tau_v^k$ by U and lower bound the denominator $\tau_v^k - \tau'$ using the Lipschitz continuity (Lemma 1), the concentration inequality in Lemma 9, and the *separation condition* in Eq. (42) by

$$\begin{aligned} \tau_v^k - \tau' &\geq \left(\mu_{\bar{\alpha}_{v,k-1}}(\tau_v^k) - \mu_{\bar{\alpha}_{v,k-1}}(\tau') \right) / \max\{h, b\} \\ &\geq \left(\hat{\mu}(\tau_v^k, \bar{\alpha}_{v,k-1}, \alpha_{v,k}) - \hat{\mu}(\tau', \bar{\alpha}_{v,k-1}, \alpha_{v,k}) - 2b_{\bar{\alpha}_{v,k-1}, \alpha_{v,k}} \right) / \max\{h, b\} \\ &\geq \gamma. \end{aligned}$$

Lastly, we establish a bound for the difference between $\mu_t(\tau')$ and $\mu_t(\tau_v^k)$. By Eq. (42) we have that $\hat{\mu}(\tau', \bar{\alpha}_{v,k-1}, \alpha_{v,k}) + 2b_{\bar{\alpha}_{v,k-1}, \alpha_{v,k}} < \hat{\mu}(\tau_v^k, \bar{\alpha}_{v,k-1}, \alpha_{v,k})$ and consequently

$$\begin{aligned} \hat{\mu}(\tau', \bar{\alpha}_{v,k}, t) - b_{\bar{\alpha}_{v,k}, t} &\leq \hat{\mu}(\tau', \bar{\alpha}_{v,k-1}, \alpha_{v,k}) + b_{\bar{\alpha}_{v,k-1}, \alpha_{v,k}} \quad \text{by Eq. (40)} \\ &< \hat{\mu}(\tau_v^k, \bar{\alpha}_{v,k-1}, \alpha_{v,k}) - b_{\bar{\alpha}_{v,k-1}, \alpha_{v,k}} \quad \text{by Eq. (42)} \\ &\leq \hat{\mu}(\tau_v^k, \bar{\alpha}_{v,k}, t) + b_{\bar{\alpha}_{v,k}, t} \quad \text{by Eq. (41)} \end{aligned}$$

and therefore with Lemma 9 we obtain

$$\mu_t(\tau') - \mu_t(\tau_v^k) \leq \hat{\mu}(\tau', \bar{\alpha}_{v,k}, t) - \hat{\mu}(\tau_v^k, \bar{\alpha}_{v,k}, t) + 2b_{\bar{\alpha}_{v,k}, t} < 4b_{\bar{\alpha}_{v,k}, t}.$$

Ultimately, substituting this into Eq. (44) we obtain the following upper bound for the regret per time step

$$\mu_t(\tau_v^k) - \mu_t(\tau_t^{*\gamma}) < \frac{U}{\gamma} 4b_{\bar{\alpha}_{v,k}, t}.$$

Final Bound of $R_2(T)$. Summing over the time steps in interval $I_{v,i}$, it follows

$$\begin{aligned} \sum_{t \in \bigcup_k \{t' \in I_{v,i} \mid \bar{\alpha}_v^k \leq t' < \alpha_v^{k+1}, \tau_t^{*\gamma} > \tau_v^k\}} (\mu_t(\tau_v^k) - \mu_t(\tau_t^{*\gamma})) &< \frac{U}{\gamma} 4H_{\text{LS}} \sqrt{2 \log(2T^2 U / \delta \gamma)} \sum_{i=1}^{|I_{v,i}|} \sqrt{\frac{1}{t}} \\ &\leq \frac{U}{\gamma} 8H_{\text{LS}} \sqrt{2 \log(2T^2 U / \delta \gamma)} |I_{v,i}|. \end{aligned}$$

On the one hand, we can upper bound the regret summed over all intervals using the Cauchy-Schwarz inequality and the fact that there are at most $2S - 1$ such intervals $I_{v,i}$ with a total length of at most T by

$$\begin{aligned} \sum_{t \in \bigcup_{v,k} \{t' \in I_{v,i} \mid \bar{\alpha}_v^k \leq t' < \alpha_v^{k+1}, \tau_t^{*\gamma} > \tau_v^k\}} (\mu_t(\tau_v^k) - \mu_t(\tau_t^{*\gamma})) &< \sum_{v=1}^S \sum_{i=1}^{S_v} \frac{U}{\gamma} 8H_{\text{LS}} \sqrt{2 \log(2T^2 U / \delta \gamma)} |I_{v,i}| \\ &\leq \frac{U}{\gamma} 16H_{\text{LS}} \sqrt{ST \log(2T^2 U / \delta \gamma)}. \end{aligned}$$

On the other hand, with the maximum length of interval $I_{v,i}$ in Eq. (43) we can upper bound the regret incurred over the interval by

$$\begin{aligned} \sum_{t \in \bigcup_k \{t' \in I_{v,i} \mid \bar{\alpha}_v^k \leq t' < \alpha_v^{k+1}, \tau_t^{*\gamma} > \tau_v^k\}} (\mu_t(\tau_v^k) - \mu_t(\tau_t^{*\gamma})) &< \frac{U}{\gamma} 8H_{\text{LS}} \sqrt{2 \log(2T^2 U / \delta \gamma)} \sqrt{\frac{32 \log(2T^2 U / \delta \gamma) H_{\text{LS}}^2}{\max\{h, b\} \gamma^2}} \\ &= \frac{64U H_{\text{LS}}^2 \log(2T^2 U / \delta \gamma)}{\max\{h, b\} \gamma^2} \end{aligned}$$

and the sum over the up to $2S - 1$ intervals by

$$\sum_{t \in \bigcup_{v,k} \{t' \in I_{v,i} \mid \bar{\alpha}_v^k \leq t' < \alpha_v^{k+1}, \tau_t^{*\gamma} > \tau_v^k\}} (\mu_t(\tau_t) - \mu_t(\tau_t^{*\gamma})) < \sum_{v=1}^S \sum_{i=1}^{S_v} \frac{64U H_{\text{LS}}^2 \log\left(\frac{2T^2 U}{\delta \gamma}\right)}{\max\{h, b\} \gamma^2} \leq \frac{128H_{\text{LS}}^2 S U \log\left(\frac{2T^2 U}{\delta \gamma}\right)}{\max\{h, b\} \gamma^2}.$$

As a result, the regret component $R_2(T)$ is bounded via

$$\begin{aligned} R_2(T) &= \sum_{t \in \bigcup_{v,k} \{t' \in I_{v,i} \mid \bar{\alpha}_v^k \leq t' < \alpha_v^{k+1}, \tau_t^{*\gamma} > \tau_v^k\}} (\mu_t(\tau_t) - \mu_t(\tau_t^{*\gamma})) < \min \left\{ \frac{U}{\gamma} 16H_{\text{LS}} \sqrt{ST \log\left(\frac{2T^2 U}{\delta \gamma}\right)}, \frac{128H_{\text{LS}}^2 S U \log\left(\frac{2T^2 U}{\delta \gamma}\right)}{\max\{h, b\} \gamma^2} \right\} \\ &= \frac{16H_{\text{LS}} U}{\gamma} \min \left\{ \sqrt{ST \log\left(\frac{2T^2 U}{\delta \gamma}\right)}, \frac{8H_{\text{LS}} S \log\left(\frac{2T^2 U}{\delta \gamma}\right)}{\max\{h, b\} \gamma} \right\}. \end{aligned}$$

Final Regret Bound. From Lemma 8 and the preceding analysis, we conclude that the expected dynamic regret of NSIC-LSL, conditioned on the event \mathcal{E} , is upper bounded by

$$\begin{aligned}\mathbb{E}[R(T) \mid \mathcal{E}] &= R_\gamma(T) + R_{\tau_0}(T) + R_1(T) + R_2(T) \\ &< 24H_{\text{LS}}\sqrt{ST\log\left(\frac{2T^2U}{\delta\gamma}\right)\left(\frac{U}{\gamma} + 2\right)} + \frac{16H_{\text{LS}}U}{\gamma} \min\left\{\sqrt{ST\log\left(\frac{2T^2U}{\delta\gamma}\right)}, \frac{8H_{\text{LS}}S\log\left(\frac{2T^2U}{\delta\gamma}\right)}{\max\{h, b\}\gamma}\right\} \\ &\quad + \left(3T\gamma + LSU\lceil U/\gamma \rceil + SU^2\nu\right) \max\{h, b\}.\end{aligned}$$

Together with $\mathbb{P}(\mathcal{E}) \geq 1 - \delta$ (Lemma 9) and $\mathbb{E}[R(T) \mid \mathcal{E}^c] \leq TU \max\{h, b\}$ by the Lipschitz continuity of the cost function (Lemma 1), we obtain

$$\begin{aligned}\mathbb{E}[R(T)] &= \mathbb{E}[R(T) \mid \mathcal{E}]\mathbb{P}(\mathcal{E}) + \mathbb{E}[R(T) \mid \mathcal{E}^c]\mathbb{P}(\mathcal{E}^c) \\ &< (1 - \delta)\left(24H_{\text{LS}}\sqrt{ST\log\left(\frac{2T^2U}{\delta\gamma}\right)\left(\frac{U}{\gamma} + 2\right)} + \frac{16H_{\text{LS}}U}{\gamma} \min\left\{\sqrt{ST\log\left(\frac{2T^2U}{\delta\gamma}\right)}, \frac{8H_{\text{LS}}S\log\left(\frac{2T^2U}{\delta\gamma}\right)}{\max\{h, b\}\gamma}\right\}\right. \\ &\quad \left.+ \left(3T\gamma + LSU\lceil U/\gamma \rceil + SU^2\nu\right) \max\{h, b\}\right) + \delta TU \max\{h, b\}.\end{aligned}$$

Consequently, with $H_{\text{LS}} = 72(L + 3)U \max\{h, b\}$ and setting $\delta = \Theta(T^{-2})$ as well as $\gamma = \Theta(U(L + 1)^{2/3}T^{-1/4})$ or $\gamma = \Theta(U(L + 1)^{2/3}T^{-1/3})$, respectively, the expected regret is bounded via

$$\mathbb{E}[R(T)] = \tilde{\mathcal{O}}\left(U(L + 1)^{2/3} \min\{S^{1/2}T^{3/4}, ST^{2/3}\}\right).$$

If the value of S is known in advance, we can set the discretization parameter $\gamma = \Theta(U(L + 1)^{2/3}S^{1/3}T^{-1/3})$ and obtain

$$\mathbb{E}[R(T)] = \tilde{\mathcal{O}}\left(U(L + 1)^{2/3}S^{1/3}T^{2/3}\right).$$

□

Appendix E: Details of the Simulation Experiments

Parameter	Values
Time horizon T	10^4
Holding cost h	1
Lost-sales/backlog cost b	49
Lead time L	$\{0, 2, 5\}$
Number of stat. segments S	$1, O(1), \log(T), T^{1/3}, T^{1/2}, T^{2/3}$
Base-stock level upper bound U	$1.2 \cdot \max_{t \in [T]} \tau_t^*$
Demand distributions F	$[D]^+, D \sim \mathcal{N}(\mu, \sigma^2), \mu \in [1, 100], \sigma^2 = 20$
	$\text{Uniform}(a, a + \lambda), a \in [1, 100], \lambda \in [0, 50]$
	$\text{Poisson}(\lambda), \lambda \in [1, 100]$
	$\text{Exponential}(\lambda), \lambda \in [1/100, 1]$
Number of replications	500
Inventory model	backlogging, lost-sales

Table 4 Parameter specifications used in the simulation experiments.

S	1	$O(1)$	$\log(T)$	$T^{1/3}$	$T^{1/2}$	$T^{2/3}$
Oracle IOPEA	18.20	21.94	35.44	71.98	268.81	720.01
Oracle MDP-C	661.32	683.33	989.03	1563.66	3950.64	8016.59
Schedule IOPEA	20.76	893.04	784.23	769.98	819.69	863.56
Schedule MDP-C	640.24	1378.67	1422.49	1960.41	4392.75	9336.08
NSIC-BL/ NSIC-LS	15.17	462.30	501.87	538.91	624.74	706.63
LAIS	-	-	-	-	-	-
SWUCRL2-CW	-	-	-	-	-	-

(a) Backlog, $L = 0$.

Oracle IOPEA	5.89	16.09	27.74	58.28	229.11	624.37
Oracle MDP-C	259.83	654.30	1011.82	1686.96	4318.86	8693.41
Schedule IOPEA	5.74	724.76	676.08	700.66	715.36	752.32
Schedule MDP-C	254.47	1596.64	1613.44	2215.61	4876.89	10109.60
NSIC-BL/ NSIC-LSL	9.84	273.60	405.09	646.41	734.95	656.12

(c) Backlog, $L = 2$.

Oracle IOPEA	5.23	28.42	46.86	87.66	328.64	503.46
Oracle MDP-C	411.89	1022.19	1576.76	2656.52	6782.29	7961.67
Schedule IOPEA	5.63	1224.13	1048.08	977.72	1023.92	615.80
Schedule MDP-C	423.34	2577.65	2662.03	3550.81	7465.04	8630.82
NSIC-BL/ NSIC-LSL	6.94	333.13	502.78	447.0	508.13	564.92

(e) Backlog, $L = 5$.

1	$O(1)$	$\log(T)$	$T^{1/3}$	$T^{1/2}$	$T^{2/3}$
18.28	29.48	48.99	86.44	288.01	723.30
605.64	669.94	953.18	1547.90	3905.32	8005.48
19.77	850.65	766.13	767.74	818.55	862.67
603.71	1414.05	1440.29	1968.73	4363.00	9381.62
54.76	492.78	532.10	577.07	711.23	769.71
1927.22	871.91	972.90	1190.16	2392.91	3634.01
22298.38	7755.08	8734.49	6678.02	5915.10	6842.86

(b) Lost-sales, $L = 0$.

12.43	37.88	59.05	102.90	299.72	699.71
138.82	342.97	515.10	774.66	1699.41	3213.40
13.47	584.71	672.79	699.73	796.32	833.57
145.44	561.24	693.26	961.07	1896.25	3714.83
26.93	246.18	394.20	602.43	698.95	658.48

(d) Lost-sales, $L = 2$.

24.82	125.08	178.23	277.41	618.93	884.20
143.24	290.94	453.27	729.47	1585.85	2092.06
22.39	901.70	1000.89	1089.28	1243.29	1007.39
127.88	670.24	739.81	968.14	1745.50	3319.64
33.54	261.21	379.45	613.47	652.25	697.84

(f) Lost-sales, $L = 5$.

Table 5 Relative regret $R^{\text{rel}}(T)$ (in %) in the backlogging (left) and the lost-sales (right) setting, for different values of L and S . Demand is drawn from the uniform distribution.

S	1	$O(1)$	$\log(T)$	$T^{1/3}$	$T^{1/2}$	$T^{2/3}$
Oracle IOPEA	4.31	12.36	21.60	42.50	149.72	379.00
Oracle MDP-C	87.35	322.85	511.39	887.94	2446.11	5088.06
Schedule IOPEA	4.42	484.75	461.21	464.84	454.42	457.78
Schedule MDP-C	87.77	699.00	799.90	1164.53	2744.72	5897.45
NSIC-BL/ NSIC-LS	4.96	281.02	308.29	327.82	376.20	416.16
LAIS	-	-	-	-	-	-
SWUCRL2-CW	-	-	-	-	-	-

(a) Backlog, $L = 0$.

Oracle IOPEA	5.94	15.20	27.01	53.35	196.72	509.16
Oracle MDP-C	134.09	500.90	809.95	1425.88	3951.28	7838.54
Schedule IOPEA	6.02	700.65	693.70	658.95	611.84	615.11
Schedule MDP-C	135.37	1346.04	1439.52	1979.97	4351.29	9043.05
NSIC-BL/ NSIC-LSL	5.98	199.32	273.58	447.76	529.24	580.40

(c) Backlog, $L = 2$.

Oracle IOPEA	6.41	28.51	46.24	84.78	291.11	458.82
Oracle MDP-C	227.45	833.45	1328.71	2318.50	6219.09	7440.99
Schedule IOPEA	6.20	1267.11	1021.12	962.15	903.91	575.99
Schedule MDP-C	219.70	2277.14	2374.81	3158.23	6892.75	8826.11
NSIC-BL/ NSIC-LSL	10.32	322.65	283.36	450.17	647.29	720.40

(e) Backlog, $L = 5$.

1	$O(1)$	$\log(T)$	$T^{1/3}$	$T^{1/2}$	$T^{2/3}$
4.74	15.68	26.78	48.86	156.84	382.03
85.95	320.05	501.90	871.99	2439.59	5068.30
4.92	474.73	482.89	468.32	456.59	457.03
87.27	730.53	793.28	1173.48	2760.70	5913.27
10.97	279.32	319.02	347.76	421.66	462.90
262.87	363.85	459.83	657.01	1535.84	2384.54
5526.12	3936.39	3737.12	3731.63	3574.73	3648.12

(b) Lost-sales, $L = 0$.

8.01	31.96	52.12	90.06	253.40	574.77
60.94	296.57	433.38	661.25	1539.70	2909.82
7.85	579.67	630.30	653.75	675.62	684.45
62.92	508.95	608.41	848.27	1700.94	3319.64
12.53	219.91	385.47	560.94	696.34	566.86

(d) Lost-sales, $L = 2$.

10.77	106.75	159.91	251.73	447.08	796.46
63.51	281.91	414.31	663.13	1460.96	2015.27
11.25	835.42	980.42	1065.94	884.64	895.27
62.96	588.33	655.98	894.98	1633.37	2290.47
14.47	240.39	371.43	501.45	655.17	683.41

(f) Lost-sales, $L = 5$.

Table 6 Relative regret $R^{\text{rel}}(T)$ (in %) in the backlogging (left) and the lost-sales (right) setting, for different values of L and S . Demand is drawn from the Poisson distribution.

S	1	$O(1)$	$\log(T)$	$T^{1/3}$	$T^{1/2}$	$T^{2/3}$
Oracle IOPEA	8.20	13.17	15.21	20.06	45.00	98.90
Oracle MDP-C	21.50	37.05	42.82	53.94	87.96	139.48
Schedule IOPEA	8.40	95.93	102.53	112.17	116.02	116.57
Schedule MDP-C	21.50	51.24	53.82	62.64	92.57	157.99
NSIC-BL/ NSIC-LS	5.16	37.07	40.85	42.52	57.23	77.16
LAIS	-	-	-	-	-	-
SWUCRL2-CW	-	-	-	-	-	-

(a) Backlog, $L = 0$.

Oracle IOPEA	24.75	28.16	31.05	34.77	67.04	135.22
Oracle MDP-C	19.03	48.51	62.88	86.84	179.66	344.67
Schedule IOPEA	24.83	146.50	153.02	158.39	158.86	156.79
Schedule MDP-C	19.04	86.49	86.86	107.92	199.28	399.85
NSIC-BL/ NSIC-LSL	7.43	64.17	61.76	67.52	84.86	105.66

(c) Backlog, $L = 2$.

Oracle IOPEA	52.71	60.24	63.23	66.57	98.34	174.75
Oracle MDP-C	26.52	74.50	96.95	139.67	301.18	648.28
Schedule IOPEA	53.42	202.23	205.79	191.50	187.64	197.43
Schedule MDP-C	26.52	130.56	136.73	177.25	358.79	772.72
NSIC-BL/ NSIC-LSL	9.99	107.33	99.55	109.54	116.66	135.93

(e) Backlog, $L = 5$.

1	$O(1)$	$\log(T)$	$T^{1/3}$	$T^{1/2}$	$T^{2/3}$
6.51	9.74	12.40	18.00	44.18	98.61
21.27	35.69	41.79	52.91	87.57	139.61
6.58	96.73	106.70	113.41	115.87	116.00
21.26	53.88	53.45	62.78	92.83	158.20
7.05	63.35	66.03	71.42	76.82	85.36
66.73	74.61	80.57	94.19	148.19	196.14
5864.67	4976.89	5175.12	5889.74	5917.10	6003.05

(b) Lost-sales, $L = 0$.

6.09	11.71	16.41	25.87	70.67	159.60
13.38	52.00	59.54	71.95	101.34	141.55
6.27	147.59	164.15	175.62	186.25	188.06
13.38	62.26	70.17	81.82	108.95	157.84
15.43	54.97	65.55	87.99	158.09	167.99

(d) Lost-sales, $L = 2$.

5.07	21.99	33.57	49.93	92.78	219.93
11.24	56.64	64.97	81.27	112.18	142.47
5.09	200.18	229.79	250.34	257.14	266.92
11.24	75.15	80.38	94.85	128.42	160.11
28.43	49.35	69.68	84.68	140.65	152.81

(f) Lost-sales, $L = 5$.

Table 7 Relative regret $R^{\text{rel}}(T)$ (in %) in the backlogging (left) and the lost-sales (right) setting, for different values of L and S . Demand is drawn from the exponential distribution.