

GENERA OF TWO-COMPONENT ALTERNATING LINKS

NOBORU ITO AND NODOKA KAWAJIRI

ABSTRACT. We extend the equality-type results of Ito–Takimura and Kindred for the non-orientable genera of alternating knots to the setting of two-component alternating links. We show that, for such links, a unified quantity capturing both orientable and non-orientable genera is completely determined by the splice sequence realizing the splice-unknotting number up to an explicit correction term.

1. INTRODUCTION

The determination of orientable and non-orientable genera of knots and links has long been a classical and central problem in topology. For knots, the orientable genus admits a well-established theory, beginning with Seifert’s construction [11, 19] and extending to equality-type results for alternating knots via the Alexander polynomial [3, 15], as well as powerful general tools such as Heegaard Floer homology. In contrast, the non-orientable genus, also known as the crosscap number, has historically resisted a comparable description in general settings. Aside from specific classes—for example, those studied by Hatcher–Thurston, Teragaito [20], Hirasawa–Teragaito [5], and Ichihara–Mizushima [6]—no equality-type framework had been available for several decades. A notable breakthrough was achieved independently by Ito–Takimura [8, 9] and Kindred [12], who showed that for any prime alternating knot, the non-orientable genus is exactly determined by the splice-unknotting number.

A fundamental difficulty remains, however, in extending such results from knots to links. In the splittable link case, the problem can be reduced to the knot components, and equality-type bounds follow by combining classical knot inequalities with elementary Euler characteristic considerations. In particular, for split two-component links, Zhang [21] obtained sharp formulas under a convention based on connected non-orientable spanning surfaces. For non-splittable links, however, such a reduction, as in the split case, is no longer available. Even for two-component links, the interaction between components produces genuinely new phenomena, and no equality-type description analogous to the knot case has previously been known. Hence, the purpose of this paper is to address this remaining case by studying two-component alternating links, and to show that their orientable and non-orientable genera are governed by the splice-unknotting number up to an explicit and computable correction term.

The relationship between the splice-unknotting number $u^-(K)$, introduced in [7], and the non-orientable genus (crosscap number) $C(K)$ is well understood (Fact 1).

Date: February 5, 2026.

Key words and phrases. crosscap number; non-orientable link genus; splice-unknotting number; link; knot.

Fact 1 (Ito-Takimura [8], Kindred [12]). *For any prime alternating knot K , $u^-(K) = C(K)$.*

We extend Fact 1 to the two-component case (Theorem 1) by introducing definitions corresponding to the link case (Definitions 1 and 2).

Definition 1. Let L be a non-splittable two-component link and D an arbitrary diagram of L . Let $\text{seq}(D)$ be a splice sequence consisting only of splices of types S_{join}^- , S^- , and RI^- (Definition 5 and Figure 2) to obtain a circle with no crossings from D . Let $\#S^-(\text{seq}(D))$ denote the number of splices of type S^- appearing in $\text{seq}(D)$. Then we define

$$u^-(D) := \min_{\text{seq}(D)} \#S^-(\text{seq}(D)), \quad u^-(L) := \min_D u^-(D),$$

where the minimum is taken over all splice sequences $\text{seq}(D)$ as above and all diagrams D of L .

Here the symbol RI^- is regarded as a splice in the sense of Figure 2, rather than as a Reidemeister move.

Remark 1. In $\text{seq}(D)$, once a splice of type S_{join}^- is applied, the resulting diagram becomes one-component, and hence no further splice of type S_{join}^- is applicable; in particular, any splice sequence $\text{seq}(D)$ realizing $u^-(D)$ contains exactly one occurrence of S_{join}^- (Lemma 2).

Definition 2. Any alternating knot K admits a prime decomposition $K = K_1 \# \cdots \# K_n$ in which each K_i is alternating [13]. Letting $B(K_i)$ be as in Definition 9, $B(K_i) = u^-(K_i)$ or $u^-(K_i) - 1$ [9]. If the latter equation holds, we call K_i a *negative factor*. Suppose that the number of negative factors is m . Then let $[m] = m$ if $m = 0, 1$ and $[m] = m - 1$ otherwise.

Definition 3. Given an n -component link L , we define

$$C(L) = \min \left\{ 2 - \chi(\Sigma) - n \mid \Sigma \text{ is a connected non-orientable spanning surface with } \partial\Sigma = L \right\},$$

where $\chi(\cdot)$ denotes the Euler characteristic. We define the *genus* of L to be

$$\min\{C(L), 2g(L)\},$$

where $g(L)$ denotes the orientable genus and $C(L)$ denotes the non-orientable genus of L in \mathbb{R}^3 .

Remark 2. The quantity $\min\{C(L), 2g(L)\}$ is introduced to treat orientable and non-orientable spanning surfaces in a unified manner.

In the following, throughout this paper, L denotes a non-splittable two-component link.¹

Before stating a main result (Theorem 1), we restrict to alternating diagrams from this point on. We emphasize that this alternating assumption is used only to guarantee that the maximal Euler characteristic of spanning surfaces is realized by a state surface and no other part of the argument relies on alternation. Our main result is as follows.

¹For splittable two-component links, we have results in [21].

Theorem 1. *Let L be a non-splittable two-component alternating link and let c be a crossing between the two components of an alternating link diagram D of L . Let K and K' be knots obtained from splices of two different types on c . Suppose that the maximal Euler characteristic of spanning surfaces of K is greater than that of K' and K includes m negative factors. Let $u^-(L)$, $[m]$, $C(L)$, and $g(L)$ be as in Definitions 1, 2, and 3. Then*

$$\min\{C(L), 2g(L)\} = u^-(L) - [m].$$

Before proceeding further, we briefly review some literature on knot/link genera, both orientable and especially non-orientable. The problem to determine orientable/non-orientable knot genus has a long history. In the orientable setting, Seifert [19] provided a method for constructing orientable surfaces bounded by a knot. In the four-dimensional case, Milnor famously conjectured the genus of knots arising from complex algebraic curves, known as the Milnor conjecture. Over time, a general theory has developed in the orientable knot genus, supported by systematic techniques and theoretical progress.

In contrast, for non-orientable surfaces measured by the *crosscap number*, also known as the non-orientable genus, no general approach via equality-type formulas had been available for a long time. Since the study of surfaces in complements of two-bridge knots by Hatcher and Thurston [4], computations of crosscap numbers have been carried out for specific classes of knots: the torus knots (Teragaito [20]), the two-bridge knots (Hirasawa-Teragaito [5]), and many pretzel knots (Ichihara-Mizushima [6]).

On the other hand, general bounds for arbitrary knots have been developed. For example, Murakami-Yasuhara [14] gives strong upper bounds in terms of the minimal crossing number $n(K)$, and Kalfagianni-Lee [10] uses the twist number $t(D)$ of a knot diagram D to obtain two-sided bounds. That is, the crosscap number also exhibits a strong connection to quantum knot polynomial such as the Jones polynomial. For example, if the knot is alternating, $n(K)$ coincides with the span of the Jones polynomial, and $t(D)$ is equal to the sum $|a_{M-1}| + |a_{m+1}|$, where a_{M-1} and a_{m+1} are the coefficients of the second-highest and second-lowest degrees of the Jones polynomial, respectively. A relatively general equality-type result has become available in a recent year through the independent works of Ito-Takimura [8] and Kindred [12], which gave exact formulas for the crosscap number of the alternating knots. In this paper, we extend this equality-type approach to the setting of two-component alternating links.

In what follows, we review a statement from [8, 12] (Fact 1), then present the main result (Theorem 1) of this paper, which extends their formula to the case of two-component alternating links.

This paper not only extends the splice-unknotted number to two-component links, but also obtains a Clark-type inequality for arbitrary links. For split links, one can obtain a Clark-type bound by applying original Clark inequality to each knot component and accounting for the change of the Euler characteristic when passing to a connected spanning surface. Further, for split two-component links, the result of Zhang [21] obtains sharper estimates². For the non-splittable-link case, however, such a reduction to knot components is no longer available. Under the convention as in Definition 3, which measures genus via the Euler characteristic

²Her paper is written under a different convention for the crosscap number, see Remark 8.

of connected spanning surfaces, we record a Clark-type inequality for links in this setting (Proposition 2).

We conclude this section with the outline of this paper. In Section 2, we present the necessary definitions and notations. In Section 3, we state a more detailed version of Theorem 1 of Section 1 along with Proposition 1, summarizing the main results of this paper. In Section 4, we prove Proposition 1, and in Section 5 we prove Theorem 2. Section 6 presents a table of computed values, and Section 7 illustrates our results with figures.

2. DEFINITIONS AND NOTATIONS

Definition 4. Given a link diagram, an operation as shown in Figure 1 is called a *splice* of a crossing. Note that there are exactly two splices on each crossing of a link diagram.

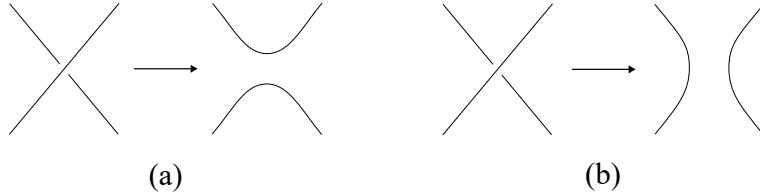


FIGURE 1. Splices

Definition 5. If a deformation at a crossing c as in Figure 2 (a) is not Figure 2 (d), it is called a splice of type S^- . If the crossing c consists of two paths, each of which belongs to the same component, the number of components is unchanged and the splice is called a splice of type S^- , or simply an S^- . If the crossing c consists of different components, the number of components is decreased and the splice is called a splice of type S_{join}^- ; we also denote it by S_{join}^- simply. After applying an S^- -splice we may reorient the resulting diagram arbitrarily, since our arguments do not depend on the choice of orientation. Let T_{split} be a splice as in Figure 2 (b), which preserves the orientation outside the neighborhood where the splice is applied. If we apply a single T_{split} to a one-component diagram, the number of components increases. Figure 2(c) shows the special case of T_{split} that splits off a 1-gon. In the counting arguments below, each RI^- -reduction is interpreted as producing exactly one such T_{split} in the associated state. The symbol RI^- denotes a move as in Figure 2 (d). None of the above splices depends on the over/under information of any crossing.

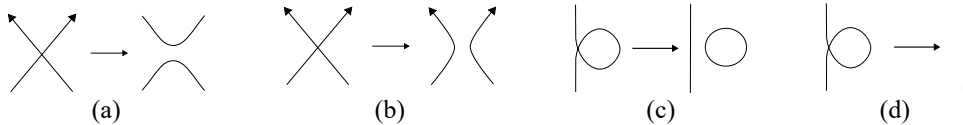
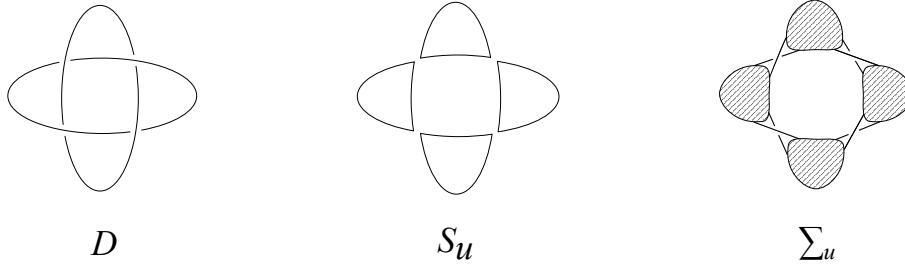


FIGURE 2. (a) type S^- or S_{join}^- , (b) type T_{split} , (c) type T_{split} corresponding to RI^- , (d) type RI^-

Definition 6. A regular projection of a link L into \mathbb{R}^2 is called a *link diagram* D_L . For any link diagram D_L , S_{D_L} denotes the configuration of circles in the plane obtained by choosing a splice at each crossing of D_L . This configuration is called a *state* of D_L , and each circle in a state is referred to as a *state circle*. We write $|S_{D_L}|$ for the number of state circles in S_{D_L} . In particular, the state S_u refers to the one obtained from D_L by applying splices that realize its u^- or u_2^- . The surface Σ_u is then constructed from S_u by attaching half-twisted bands that recover the original crossings of D_L ³ and is called a *state surface*⁴. Which of $u^-(D_L)$ or $u_2^-(D_L)$ is realized by Σ_u will be clear from the context. If we shall specify $u^-(D_L)$ or $u_2^-(D_L)$,


 FIGURE 3. D, S_u, Σ_u

we may write $\Sigma_{u^-(D_L)}$ or $\Sigma_{u_2^-(D_L)}$ to present Σ_u of $u^-(D_L)$ or $\Sigma_{u_2^-(D_L)}$.

Definition 7. Let L be a non-splittable two-component link and D an arbitrary diagram of L . Let $\text{seq}(D)$ be a splice sequence consisting only of splices of types S_{join}^- , S^- , and RI^- (Definition 5 and Figure 2) to obtain a circle with no crossings from D . Let $\#S(\text{seq}(D))$ denote the total number of splices of types S^- and S_{join}^- appearing in $\text{seq}(D)$. Then we define

$$u_2^-(D) := \min_{\text{seq}(D)} \#S(\text{seq}(D)), \quad u_2^-(L) := \min_D u_2^-(D),$$

where the minimum is taken over all splice sequences $\text{seq}(D)$ as above and all diagrams D of L .

Remark 3. For any diagram D of a non-splittable two-component link, we have

$$u_2^-(D) = u^-(D) + 1,$$

since any splice sequence realizing $u^-(D)$ or $u_2^-(D)$ contains exactly one occurrence of a splice of type S_{join}^- (Lemma 2), and u_2^- counts this splice in addition to the splices of type S^- .

Definition 8 (Adams-Kindred minimal genus algorithm [1]). We define an algorithm to obtain a surface whose boundary is a knot.

- (1) Find the smallest m for which a given link diagram contains a m -gon in the diagram, and choose one of m -gons.
- (2) Splice m crossings in the m -gon:

³Note that Σ_u is not unique, but its Euler characteristic $\chi(\Sigma_u)$ is.

⁴The state surfaces have independently been considered previously in Pabiniak, Przytycki, and Sazdanović [17] and in Ozawa [16].

- (a) Case $m = 1$: splice the crossing on this 1-gon so that this region becomes a circle as in Figure 4 (i).
- (b) Case $m = 2$: splice the crossing on this 2-gon so that this region becomes a circle as in Figure 4 (ii).
- (c) Case $m = 3$: create two branches. For one branch, splice the crossing on this 3-gon so that this region becomes a circle; for the other branch, splice the three crossings the opposite way (Figure 4(iii)).
- (3) Repeat until each branch reaches a link diagram without crossings.
- (4) Of all state surfaces obtained from these states, choose the one with the maximal Euler characteristic.

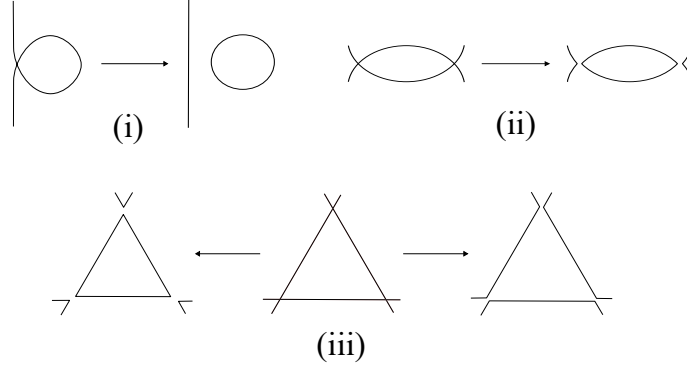
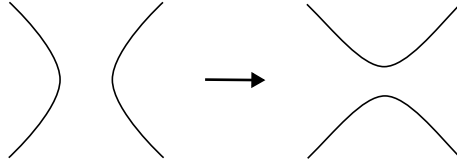


FIGURE 4. Splices used in Adams-Kindred algorithm

For a link diagram, let Σ_{AK} be a spanning surface obtained from Adams-Kindred algorithm. Note that there exists a spanning surface Σ_{AK} with the maximal Euler characteristic if the diagram is alternating.

Definition 9. Given a link diagram D , we apply deformations B and splices RI^- to obtain the circle with no crossings, and the resulting ordered operations gives a sequence. Let $\text{seq}_B(D)$ denote it. Then $\#B(\text{seq}_B(D))$ denotes the number of deformations B in $\text{seq}_B(D)$. Let

$$B(D) := \min_{\text{seq}_B(D)} \#B(\text{seq}_B(D)), \quad B(L) := \min_D B(D).$$

FIGURE 5. Deformation B

Remark 4. The difference between the two numbers $B(K)$ and $u^-(K)$ detects negative factors (Fact 2).

Fact 2 (Ito-Takimura [9]). *For any alternating knot K ,*

- (1) $B(K) = C(K) - 1$ if and only if $C(K) = 2g(K) + 1$,
- (2) $B(K) = C(K)$ if and only if $C(K) \neq 2g(K) + 1$.

Fact 1 and Fact 2 imply Corollary 1.

Corollary 1. *For any prime alternating knot K ,*

- (1) $B(K) = u^-(K) - 1$ if and only if $C(K) = 2g(K) + 1$,
- (2) $B(K) = u^-(K)$ if and only if $C(K) \neq 2g(K) + 1$.

Note also Fact 3.

Fact 3 (Murakami-Yasuhara [14]). *For any connected sum of two knots K and K' , $C(K \# K') = C(K) + C(K')$ if and only if $C(K) = \min\{C(K), 2g(K)\}$ and $C(K') = \min\{C(K'), 2g(K')\}$.*

Therefore, the difference $B(K)$ and $u^-(K)$ counts the number of negative factors.

Definition 10 (Inter-component 2-gon S_{join}^-). Let D be a two-component alternating link diagram that contains a 2-gon consisting of two edges belonging to distinct components. If a 2-gon consists of two edges belonging to distinct components, we call it a *inter-component 2-gon*. For D , we assign an orientation to this 2-gon as in Figure 6, in such a way that the disk bounded by the 2-gon does not admit an orientation compatible with the edge orientations. By definition, a splice at any of both crossings of the 2-gon, in a manner inconsistent with the given orientation, yields S_{join}^- . Then we refer to the operation of applying S_{join}^- to a crossing formed by two edges of the inter-component 2-gon as an *application S_{join}^- to an inter-component 2-gon*.



FIGURE 6. Orientations of an inter-component 2-gon. An inconsistent splice yields S_{join}^- .

Remark 5 (Convention on u^- and u_2^-). By Lemma 2, every splice sequence $\text{seq}(D)$ realizing the minimum in the definition of $u^-(D)$ or $u_2^-(D)$ contains exactly one occurrence of a splice of type S_{join}^- . Here “exactly one” refers to the occurrence within the sequence $\text{seq}(D)$, not to a distinguished crossing of D . Hence, the two invariants u^- and u_2^- differ only by the counting convention: u_2^- counts splices of types S^- and S_{join}^- , while u^- counts only splices of type S^- .

3. MAIN RESULT

Theorem 1 is implied by Theorem 2 and the definitions of $u^-(L)$ (Definition 1) and $u_2^-(L)$ (Definition 7)⁵.

Theorem 2. *Given an alternating two-component link L , let D_L be an alternating link diagram of L . Then we have*

$$\begin{aligned} \min\{C(L), 2g(L)\} &= u^-(D_L) - [m] \\ &= u_2^-(D_L) - 1 - [m]. \end{aligned}$$

⁵We nevertheless arrange formulas for both u^- and u_2^- , since a future generalization may require either of them; see Remark 3.

In particular, if $C(L) \leq 2g(L)$,

$$\begin{aligned} C(L) &= u^-(D_L) - [m], \\ C(L) &= u_2^-(D_L) - 1 - [m]. \end{aligned}$$

If $C(L) > 2g(L)$,

$$\begin{aligned} g(L) &= \frac{u^-(D_L) - [m]}{2}, \\ g(L) &= \frac{u_2^-(D_L) - [m] - 1}{2}. \end{aligned}$$

The proof of Theorem 2 requires a technical statement under an additional assumption, formulated as Proposition 1 below.

Proposition 1. *For any alternating link diagram D_L of a two-component alternating link L , suppose that the condition $(*)$ holds.*

$(*) : D_L$ has a 2-gon whose two edges belong to distinct components.

Under this additional assumption $(*)$, the following holds.

$$\begin{aligned} \min\{C(L), 2g(L)\} &= u^-(D_L) - [m] \\ &= u_2^-(D_L) - 1 - [m]. \end{aligned}$$

In particular, if $C(L) \leq 2g(L)$,

$$\begin{aligned} C(L) &= u^-(D_L) - [m], \\ C(L) &= u_2^-(D_L) - 1 - [m]. \end{aligned}$$

If $C(L) > 2g(L)$,

$$\begin{aligned} g(L) &= \frac{u^-(D_L) - [m]}{2}, \\ g(L) &= \frac{u_2^-(D_L) - [m] - 1}{2}. \end{aligned}$$

Remark 6. Proposition 1 is a technical form of Theorem 2 with a specific assumption. The proof of Theorem 2 consists in reducing the general case to the setting of Proposition 1.

4. A PROOF OF PROPOSITION 1

Before proceeding to the proof, we collect the counting identities for treating u^- and u_2^- uniformly. Note that the counting in Lemma 1 arises going along the plan of Framework 1.

Lemma 1 (Counting for u^- and u_2^-). *Let D_L be an alternating diagram with n crossings of a two-component link L . Fix a splice sequence $\text{seq}(D_L)$ realizing $u_2^-(D_L)$ (resp. $u^-(D_L)$). After the unique splice of type S_{join}^- , the diagram becomes one-component, and the remaining part of $\text{seq}(D_L)$ may be viewed as a splice sequence on this resulting knot diagram; hence the same sequence can be used to compare $u^-(D_L)$ and $u_2^-(D_L)$ only by changing the counting convention (Remark 5).*

Let D_K be the knot diagram obtained after applying the unique occurrence of splice⁶ of type S_{join}^- in $\text{seq}(D_L)$ and then eliminating all 1-gons by RI^- 's. Then $\text{seq}(D_L)$ also realizes $u^-(D_L)$ (resp. $u_2^-(D_L)$) and the following identities hold.

⁶The uniqueness of this splice of type S_{join}^- is obtained from Lemma 2.

- (1) Exactly one splice of type S_{join}^- appears in each sequence realizing $u^-(D_L)$ or $u_2^-(D_L)$.

- (2) The $u^-(D_L)$ and $u_2^-(D_L)$ satisfy

$$u_2^-(D_L) = u^-(D_L) + 1 = u^-(D_K) + 1.$$

- (3) $\#T_{\text{split}}^{\text{RI}^-}$ denotes the number of splices of type T_{split} that correspond to RI^- (Figure 2 (c)) and occur in the construction of a state, and $\#T_{\text{split}}^{\text{RI}^{-\prime}}$ denotes the number of RI^- -reductions from D_L to D_K . Here the superscript “ RI^- ” is a label indicating correspondence, not an exponent.

By construction,

$$n = \#T_{\text{split}}^{\text{RI}^{-\prime}} + u^-(D_K) + 1.$$

- (4) $|S_u|$ denotes the number of state circles in a state S_u arising from a splice sequence realizing $u^-(D_L)$, and satisfies

$$|S_u| = \#T_{\text{split}}^{\text{RI}^-} + 1.$$

4.1. Common framework for proofs.

Framework 1. By Lemmas 2 and 3, we proceed as follows:

- Step 1 Choose an inter-component 2-gon and apply S_{join}^- at one of the two crossings of it. By Lemma 3, we may choose a realizing sequence for $u^-(D_L)$ (or $u_2^-(D_L)$) whose splice of type S_{join}^- is exactly one; by Lemma 2, it is the only one splice of type S_{join}^- . Apply the splice of type S_{join}^- to an inter-component 2-gon.
- Step 2 Apply successive splices of type RI^- to eliminate all 1-gons, obtaining a knot projection of an alternating knot K .
- Step 3 Use a splice sequence of S^- ’s and RI^- ’s realizing $u^-(K)$ (Fact 5).

In the following Sections 4.2–4.4, we apply Framework 1 to reduce the computation of the Euler characteristic $\chi(L)$ to the counting identities in Lemma 1; the distinction between prime and non-prime cases concerns the resulting knot diagram D_K .

Lemma 2 (Uniqueness of S_{join}^- in a realizing splice sequence). *For a fixed two-component link diagram D , any splice sequence realizing $u^-(D)$ or $u_2^-(D)$ contains exactly one occurrence of a splice of type S_{join}^- .*

Proof. Given a two-component link diagram D , in order to realize $u^-(D)$ or $u_2^-(D)$, D is transformed into a circle O with no crossings by splices of type S^- , type S_{join}^- , and type RI^- . In this proof, we shall use the unified symbol to refer “type S ” letting $S = S^-, S_{\text{join}}^-$. Let $\text{seq}(D)$ denote such a fixed splice sequence.

Note that any RI^- affects only a local disk including a 1-gon of the diagram. Thus outside the affected disk, the curve remains unchanged, including its orientation. Hence, whenever the application of RI^- does not obstruct subsequent splices, it may be postponed. In particular, it is possible to defer the splices of type RI^- until after the splices of type S have been applied. Reordering the sequence $\text{seq}(D)$ by deferring the application of splices type RI^- yields a new sequence $\text{seq}'(D)$, in which the number of splices of type S remains the same as in $\text{seq}(D)$. Thus, it

suffices to consider the case where RI^- splices appear at the end of the sequence, so that the sequence takes the form

$$S \cdots S \text{RI}^- \cdots \text{RI}^-.$$

Among the splices involved, S_{join}^- is the only one that changes the number of components, whereas S^- and RI^- preserve the number of components. Since the goal is to transform a two-component diagram D into a circle O , the sequence must include at least one S_{join}^- .

Moreover, once a single splice of type S_{join}^- has been applied, the diagram becomes one component. As the S_{join}^- splice is defined only for diagrams with at least two components, no further S_{join}^- splices are applicable. Hence exactly one S_{join}^- occurs in the sequence. \square

Lemma 3 (Inter-component 2-gon is χ -maximizing). *Let L be a 2-component alternating link. If an alternating link diagram D_L has an inter-component 2-gon (with changing the orientation of a link component if necessary), then a splice S_{join}^- applied to the inter-component 2-gon is one of the splices that obtains a state producing a state surface with the maximal Euler characteristic $\chi(L)$ among spanning surfaces of L .*

Further, for D_L , applying S_{join}^- first still obtains a state surface with the maximal $\chi(L)$ among the spanning surfaces of L .

Proof. Since the inter-component 2-gon consists of two crossings between different components, it cannot be a 1-gon crossing, i.e., a crossing between two paths on the same component. Hence, if the Adams-Kindred algorithm (Definition 8) is applied to D_L with the minimal m -gons, the inter-component 2-gon still exists after completing the step for $m = 1$, i.e., the step for 1-gons. Therefore, at the step for $m = 2$, a crossing corresponding to the claimed S_{join}^- appears, which contributes to a state obtaining a spanning state surface with the maximal Euler characteristic.

Reviewing this splicing process, the sequence of splices is written as follows:

- (1) Apply $m = 1$ steps, which do not involve the inter-component 2-gon,
- (2) Apply S_{join}^- on a crossing of the two crossings of the inter-component 2-gon,
- (3) Apply the remaining splices starting from $m = 1$ steps.

If we instead apply (2) S_{join}^- at the beginning, followed by (1) and (3) in order, we have the same state surface of the maximal Euler characteristic.

By Fact 4, such a state surface realizes the maximal Euler characteristic among all spanning surfaces of L , which completes the proof. \square

Fact 4 (Adams-Kindred [1]). *For any alternating link, a state surface with the maximal Euler characteristic realizes the maximal Euler characteristic among all (state or nonstate) spanning surfaces.*

Notation 1. We reinterpret steps as a process to construct a state S_u in the context of computing $u^-(L)$, by reading each RI^- as a T_{split} , which contributes to $\#T_{\text{split}}^{\text{RI}^-}$ or $\#T_{\text{split}}^{\text{RI}^-}$. We define the following:

- (1) $\#T_{\text{split}}$: the number of splices of type T_{split} in a sequence realizing $u^-(L)$,
- (2) $\#T_{\text{split}}^{\text{RI}^-}$: the number of splices of type RI^- from D_L to D_K , and

- (3) $\#T_{\text{split}}^{\text{RI}^-}(D_K)$: the number of splices of type RI^- in a sequence realizing $u^-(D_K)$.

Counting identities. Let n be the number of a given diagram D_L of an alternating link L .

For u^- :

- (1) $|S_u|$ counts state circles as one plus $\#T_{\text{split}}$;
- (2) $\#T_{\text{split}}$ decomposes into contributions from D_K and the intermediate step (Step 2) from D_L ;
- (3) n equals the total splices contributing to $\#T_{\text{split}} + u^-(D_K)$ with a single S_{join}^- ;
- (4) $u^-(D_K)$ is the number of S^- , which equals to $u^-(D_L)$ (Definition 1, [7, 8]).

$$(1) \quad |S_u| = \#T_{\text{split}}^{\text{RI}^-} + 1.$$

$$(2) \quad \#T_{\text{split}} = \#T_{\text{split}}^{\text{RI}^-}(D_K) + \#T_{\text{split}}^{\text{RI}^-'}.$$

$$(3) \quad n = \#T_{\text{split}}^{\text{RI}^-'} + u^-(D_K) + 1.$$

$$(4) \quad u^-(D_L) = u^-(D_K).$$

This (4) follows from Lemma 1(2).

For u_2^- : Similar reasons apply, except that $u_2^-(D_L)$ differs by one because it includes the initial S_{join}^- , which is an application to an inter-component 2-gon.

$$(5) \quad \#T_{\text{split}} = \#T_{\text{split}}^{\text{RI}^-}(D_K) + \#T_{\text{split}}^{\text{RI}^-'}.$$

$$(6) \quad n = \#T_{\text{split}}^{\text{RI}^-'} + u_2^-(D_L).$$

$$(7) \quad u_2^-(D_L) = u^-(D_K) + 1 \quad (\text{Lemma 1 (2)}).$$

Connected-sum case: Counting circles is adjusted by $\ell - 1$ due to overlaps, and negative factors correspond to the nonnegative integer $[m]$.

$$(8) \quad |S_{D_K}| = |S_{D_{K_1}}| + |S_{D_{K_2}}| + \cdots + |S_{D_{K_\ell}}| - (\ell - 1).$$

$$(9) \quad \#T_{\text{split}}^{\text{RI}^-} = \#T_{\text{split}}^{\text{RI}^-}(D_{K_1}) + \#T_{\text{split}}^{\text{RI}^-}(D_{K_2}) + \cdots + \#T_{\text{split}}^{\text{RI}^-}(D_{K_\ell}).$$

$$(10) \quad |S_{D_K}| = |S_u| + [m],$$

where $[m]$ accounts for the contribution of negative factors as defined in Definition 2.

Fact 5 ([8]). *For any knot K , there exists a splice sequence of S^- 's and RI^- 's realizing $u^-(K)$.*

Clark's inequality.

Fact 6 (Clark [2]). *For any knot K ,*

$$C(K) \leq 2g(K) + 1.$$

We now record a Clark-type inequality for links under the convention adopted in Definition 3.

Proposition 2. *For any n -component link L , let $g(L)$ denote the orientable genus of L and let $C(L)$ be the non-orientable genus defined via the Euler characteristic of connected spanning surfaces as in Definition 3. Then*

$$(11) \quad C(L) \leq 2g(L) + 1.$$

Remark 7. Proposition 2 justifies Definition 3. This is because for any n -component link, the maximal Euler characteristic $\chi(L)$ satisfies $\chi(L) = 2 - C(L) - n$ when $C(L) \leq 2g(L)$ (equivalently, $C(L) \neq 2g(L) + 1$), and $\chi(L) = 2 - 2g(L) - n$ when $C(L) > 2g(L)$ (equivalently, $C(L) = 2g(L) + 1$) under the convention of Definition 3. Thus we use the quantity $\min\{C(L), 2g(L)\}$, which naturally encodes both cases in a unified way.

Proof of Proposition 2. Let L be an n -component link. If Σ is an orientable surface of minimal genus $g(L)$ spanning L , then $\chi(\Sigma) = 2 - 2g(L) - n$. Consider changing the surface to a non-orientable surface by applying the first Reidemeister move on a link diagram of L (see Figure 2 (d) as a projection). By adding a trivial loop, we add a non-orientable handle to the surface Σ , and let Σ' denote the resulting surface whose $\chi(\Sigma)$ satisfies $\chi(\Sigma') = \chi(\Sigma) - 1 = 1 - 2g(L) - n$. Since $C(L)$ is the minimum number of $2 - n - \chi$ where χ is the maximal Euler characteristic among those of non-orientable surfaces, each of which is bounded by L ,

$$\begin{aligned} C(L) &\leq 2 - n - \chi(\Sigma') \\ &= 2 - n - (1 - 2g(L) - n) \\ &= 1 + 2g(L). \end{aligned}$$

□

Remark 8. Let L be an n -component link. If $\beta_1(L)$ denotes the minimal first Betti number among non-orientable surfaces bounded by L , then a similar but slightly different inequality holds for $\beta_1(L)$. The Euler characteristic $\chi(L)$ realizing $\beta_1(L)$ satisfies $\chi(L) = 1 - \beta_1(L)$. Hence, taking the same Σ and Σ' as in Proposition 2, we have

$$\begin{aligned} \beta_1(L) &\leq 1 - \chi(\Sigma') \\ &= 1 - (\chi(\Sigma) - 1) \\ &= 2 - \chi(\Sigma) \\ &= 2 - (2 - 2g(L) - n) \\ &= 2g(L) + n, \end{aligned}$$

which implies

$$(12) \quad \beta_1(L) \leq 2g(L) + n.$$

Since $\chi(L)$ is the Euler characteristic realizing $\beta_1(L)$, we have $C(L) = 2 - \chi(L) - n$ and $\beta_1(L) = 1 - \chi(L)$, and thus the difference between the two inequalities (11) and (12) is $n - 1$. Note that some references use $\beta_1(L)$ as the definition of $C(L)$, so caution is required.

4.2. Case u^- (prime). First, we treat the case D_K is prime where D_K is the knot diagram obtained from D_L by the initial S_{join}^- (Lemma 2), applied to an inter-component 2-gon, and the subsequent RI^- -reductions. Let n be the number of crossings of an alternating diagram D_L of a link L . As (Step 1) in Framework 1, apply S_{join}^- first at an inter-component 2-gon (Lemmas 2 and 3), and let D_K be the resulting knot diagram. Remove all 1-gons by RI^- 's $\#T_{\text{split}}^{\text{RI}^-}$ times to obtain prime or a connected sum of prime alternating diagram (Step 2 of Framework 1).

By Fact 1, we find a splice sequence realizing $u^-(D_K) = u^-(K)$ (Step 3 of Framework 1), which is interpreted (by replacing RI^- with T_{split}) as:

$$(13) \quad |S_{D_K}| = |S_u|,$$

which realizing the maximal Euler characteristic for K (for the detail of the reason, see [8]).

Suppose that, for D_L , we have a state S_L implying a corresponding spanning surface with the maximal Euler characteristic $\chi(L) = |S_L| - n$ (Definition 8). Then,

$$\begin{aligned} \chi(L) &= |S_L| - n \\ &= |S_{D_K}| + \#T_{\text{split}}^{\text{RI}^-} - n \quad (\because \text{the definition of } D_K) \\ &= |S_u| + \#T_{\text{split}}^{\text{RI}^-} - n \quad (\because (13)) \\ &= 1 + \#T_{\text{split}}^{\text{RI}^-}(D_K) + \#T_{\text{split}}^{\text{RI}^-} - n \quad (\because (1)) \\ &= 1 + \#T_{\text{split}} - n \quad (\because (2)) \\ &= 1 + \#T_{\text{split}} - (\#T_{\text{split}} + u^-(D_K) + 1) \quad (\because (3)) \\ &= 1 + \#T_{\text{split}} - (\#T_{\text{split}} + u^-(D_L) + 1) \quad (\because (4)) \\ (14) \quad &= -u^-(D_L). \end{aligned}$$

If Σ_{AK} is non-orientable, then since L has two components, Definition 3 gives

$$\chi(\Sigma_{AK}) = 2 - C(L) - 2 = -C(L).$$

Together with $\chi(L) = \chi(\Sigma_{AK}) = -u^-(D_L)$ obtained above, this implies $C(L) = u^-(D_L)$.

If Σ_{AK} is orientable, Proposition 2 implies

$$2g(L) < C(L) \Leftrightarrow C(L) = 2g(L) + 1,$$

and then $g(L) = \frac{u^-(L)}{2}$ and $C(L) = u^-(L) + 1$ which is realized by replacing T_{split} at a crossing with the splice S^- (e.g., Figure 7). Here we will find a surface with the maximal Euler characteristic among non-orientable spanning surfaces of L . The orientable surface Σ_{AK} we have already been found is changed into non-orientable surface by replacing a splice T_{split} with S_{join}^- at the same crossing as Figure 7. This single surgery changes the Euler characteristic $\chi(L)$ by -1 . By $\chi(L) - 1 = -2g(L) - 1 = -C(L)$, and $\chi(L) = -u^-(L)$ (14),

$$C(L) - 1 = u^-(L),$$

$$g(L) = \frac{u^-(L)}{2}.$$

4.3. Case: u^- (non-prime). Next, we suppose that D_K is non-prime, hence decomposes as a connected sum of prime alternating knot diagrams in the sense of Menasco [13]. If D_K is non-prime, then K is a connected sum of prime knots. Moreover, a result of Menasco [13], D_K is the (obvious) connected sum of some prime alternating knot diagrams, each called a *factor*. If D_K contains no 1-gon, then, without loss of generality, we may assume that every factor also contains no 1-gon (if a factor has a 1-gon with respect to a crossing c , then this c is a nugatory crossing.). Let ℓ be the number of factors. We traditionally represent $D_K = D_{K_1} \# D_{K_2} \# \cdots \# D_{K_\ell}$ using the symbol $\#$ to indicate a connected sum operation.

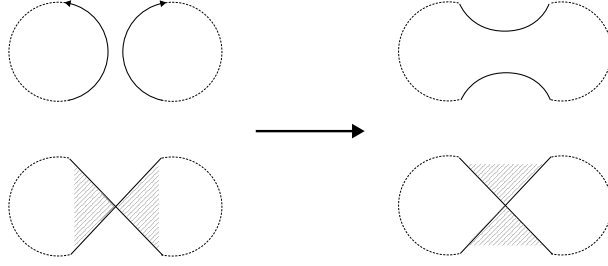


FIGURE 7. Changing a splice type

For each divisor D_{K_i} ($1 \leq i \leq \ell$), applying Fact 1, we obtain $\Sigma_u(D_{K_i}), u^-(D_{K_i})$. Then $\Sigma_u(D_K), u^-(D_K)$ is computed as follows:

$$\Sigma_u(D_K) = \Sigma_u(D_{K_1}) \# \Sigma_u(D_{K_2}) \# \cdots \# \Sigma_u(D_{K_\ell}),$$

and, noting the additivity of u^- [7, Proposition 3],

$$u^-(D_K) = u^-(D_{K_1}) + u^-(D_{K_2}) + \cdots + u^-(D_{K_\ell}).$$

Note that for each term $u^-(D_{K_i})$, the number of state circle is given by

$$|S_{u^-(D_{K_i})}| = \#T_{\text{split}}^{\text{RI}^-} + 1$$

(see (1)).

The number of circles in S_{D_K} is computed using state circles $|S_{D_{K_i}}|$ ($1 \leq i \leq \ell$) as (8) (note that this formula uses both the number $|S_{D_{K_i}}|$ and the number of factors ℓ):

$$|S_{D_K}| = |S_{D_{K_1}}| + |S_{D_{K_2}}| + \cdots + |S_{D_{K_\ell}}| - (\ell - 1).$$

Here, each term $|S_{D_{K_i}}|$ is the number of state circles in the corresponding to the factor diagram, and the subtraction of $(\ell - 1)$ accounts for the overlaps removed when forming the connected sum. This adjustment ensures that the total count reflects the actual number of circles in the combined diagram.

Since the number of splices of type T_{split} corresponding to RI^- in a splice sequence realizing $u^-(D_K)$ equals the sum of those in each splice sequence realizing $u^-(D_{K_i})$ ($1 \leq i \leq \ell$), we have (9):

$$\#T_{\text{split}}^{\text{RI}^-} = \#T_{\text{split}}^{\text{RI}^-}(D_{K_1}) + \#T_{\text{split}}^{\text{RI}^-}(D_{K_2}) + \cdots + \#T_{\text{split}}^{\text{RI}^-}(D_{K_\ell}).$$

Further, the number $|S_{D_K}|$ of circles in S_{D_K} satisfies (10):

$$|S_{D_K}| = |S_u| + [m],$$

where $[m]$ accounts for the contribution of negative factors as defined in Definition 2.

Here, let n be the number of crossings in D_L , and let $|S_L|$ be the number of circles in S_L obtained by applying the Adams-Kindred algorithm (Definition 8) to splice the n crossings. It is elementary to see that the maximal Euler characteristic $\chi(L)$ of the link L is given by $\chi(L) = |S_L| - n$.

Hence, we compute:

$$\begin{aligned}
 \chi(L) &= |S_L| - n \\
 &= |S_{D_K}| + \#T_{\text{split}}^{\text{RI}^-'} - n \\
 &\quad (\because \text{the definition of } D_K \text{ from } D_L \text{ applying RI}^- \text{ exactly } \#T_{\text{split}}' \text{ times}) \\
 &= |S_{D_{K_1}}| + |S_{D_{K_2}}| + \cdots + |S_{D_{K_l}}| - (l-1) + \#T_{\text{split}}^{\text{RI}^-'} - n \quad (\because (8)) \\
 &= |S_{u^-(D_{K_1})}| + |S_{u^-(D_{K_2})}| + \cdots + |S_{u^-(D_{K_l})}| \\
 &\quad - (l-1) + \#T_{\text{split}}^{\text{RI}^-'} - n + [m] \quad (\because (10)) \\
 &= (1 + \#T_{\text{split}}^{\text{RI}^-}(D_{K_1})) + (1 + \#T_{\text{split}}^{\text{RI}^-}(D_{K_2})) + \cdots + (1 + \#T_{\text{split}}^{\text{RI}^-}(D_{K_l})) \\
 &\quad - (l-1) + \#T_{\text{split}}^{\text{RI}^-'} - n + [m] \quad (\because (1)) \\
 &= 1 + \#T_{\text{split}}^{\text{RI}^-}(D_K) + \#T_{\text{split}}^{\text{RI}^-'} - n + [m] \quad (\because (9)) \\
 &= 1 + \#T_{\text{split}} - n + [m] \quad (\because (2)) \\
 &= 1 + \#T_{\text{split}} - (\#T_{\text{split}} + u^-(D_L) + 1) + [m] \quad (\because (3)) \\
 &= -u^-(D_L) + [m].
 \end{aligned}$$

For the number m of negative factors ($0 \leq m \leq l$), we have

$$\begin{aligned}
 C(L) &= u^-(D_{K_1}) + u^-(D_{K_2}) + \cdots + u^-(D_{K_l}) - [m] \\
 &= u^-(D_K) - [m] \\
 &= u^-(D_L) - [m].
 \end{aligned}$$

If Σ_{AK} is non-orientable, then $\chi(L) = -C(L) = -u^-(L) + [m]$.

If Σ_{AK} is orientable, Proposition 2 implies

$$2g(L) < C(L) \Leftrightarrow C(L) = 2g(L) + 1,$$

and then $g(L) = \frac{u^-(L)}{2}$ and $C(L) = u^-(L) + 1$ which is realized by replacing T_{split} at a crossing with the splice S^- (e.g., Figure 7). This replacement decreases the number of disks by 1, which implies that $\chi(L)$ decreases by 1. Since $\chi(L) - 1 = -2g(L) - 1 = -C(L)$, $\chi(L) = -u^-(L) + [m]$, we have

$$\begin{aligned}
 C(L) &= u^-(L) + 1 - [m], \\
 g(L) &= \frac{u^-(L) - [m]}{2}.
 \end{aligned}$$

4.4. Case: u_2^- . The computation for u_2^- is reduced to the u^- -case by

$$u_2^-(D_L) = u^-(D_L) + 1 \quad (\text{Lemma 1(2)}).$$

Thus, the maximal Euler characteristic $\chi(L)$ satisfies

$$\chi(L) = 1 - u_2^-(D_L)$$

in the prime case, and by the same reason, we have

$$\chi(L) = 1 - u_2^-(D_L) + [m]$$

in the non-prime case. Therefore, the conclusions for u_2^- follow from the corresponding u^- -cases proved above, with the same correction term $[m]$ in the connected-sum case.

The arguments for the prime and non-prime cases are the same as those in the u^- -case and are therefore omitted. The details are left to the reader.

5. PROOF OF THEOREM 2

Let L be a non-splittable two-component link. For an alternating diagram D_L of L , D_L contains at least one crossing formed by two distinct components. Applying the local operation shown in Figure 8, there are two possible links. Then L' denotes the link whose spanning surface has the larger Euler characteristic among them. For each of L and L' , let $\Sigma(\cdot)$ be a spanning surface realizing the maximal Euler characteristic. Then the following equality holds:

Lemma 4.

$$\chi(\Sigma(L)) = \chi(\Sigma(L')).$$

Proof. Let $|S|$ ($\cdot = L$ or L') denote the number of circles of a state S of D_\cdot . Let n denote the number of crossings in D_L . Then the maximal Euler characteristic of a spanning surface is given by

$$\chi(\Sigma(\cdot)) = |S| - n.$$

Since L is a non-splittable two-component link, we choose any crossing consisting of two distinct components of L , and apply the operation shown in Figure 8, which adds two 2-gons. For the resulting link L' , the corresponding spanning surface $\Sigma(L')$ has exactly two more state circles than $\Sigma(L)$, while the number of crossings also increases by two. Since adding a single crossing increases the number of state circles by at most one, the Euler characteristic obtained by this operation is already maximal. Therefore,

$$\chi(\Sigma(L')) = |S_{L'}| - (n + 2) = (|S_L| + 2) - (n + 2) = |S_L| - n = \chi(\Sigma(L)).$$

□

Proof of Theorem 1. Given a non-splittable two-component link L and an alternating diagram D_L , the above construction yields a link L' admitting an alternating diagram with an inter-component 2-gon without changing the maximal Euler characteristic. Hence, without loss of generality, we may suppose that the given link L admits an alternating diagram with an inter-component 2-gon. Then L satisfies the assumption of Proposition 1.

Applying Proposition 1 to L , we obtain the conclusion of Theorem 1. □

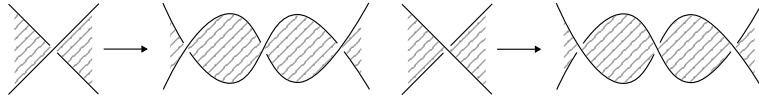


FIGURE 8. Addition of 2-gons

6. TABLE

Table 1 lists the values of the splice-un knotting numbers $u^-(L)$ and $u_2^-(L)$ of links, the crosscap number $C(L)$, and the maximal Euler characteristic $\chi(L)$ for several two-component prime alternating links from the link table [18].

L	$u^-(L)$	$u_2^-(L)$	$C(L)$	$\chi(L)$
2_1^2	0	1	1	0
4_1^2	0	1	1	0
5_1^2	1	2	1	-1
6_1^2	0	1	1	0
6_2^2	1	2	1	-1
6_3^2	2	3	2	-2
7_1^2	1	2	1	-1
7_2^2	2	3	2	-2
7_3^2	2	3	2	-2
7_4^2	1	2	1	-1
7_5^2	2	3	2	-2
7_6^2	2	3	2	-2

TABLE 1. Splice-unknotting numbers, non-orientable genus, and related values for prime two-component alternating links.

7. EXAMPLES

We illustrate the splice operations and the computation of $u^-(L)$ for a few two-component alternating links.

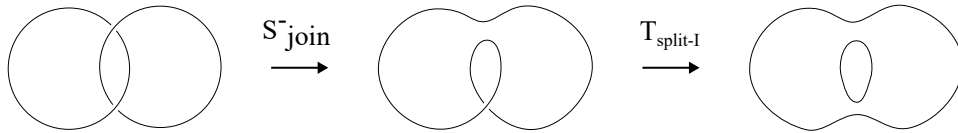


FIGURE 9. A splice sequence for the link 2_1^2 . Here we use the notation $T_{\text{split-I}}$ only for typographical convenience, since writing “ T_{split} corresponding to RI^- ” above the arrow is impractical in this figure; no additional operation is intended.

An alternating diagram of the two-component link 7_6^2 admits no inter-component 2-gon. Hence we first add 2-gons as in Figure 8 before applying splice operations. Figure 11 shows a choice of added 2-gons that realizes the maximal Euler characteristic, while Figure 12 shows a modification that does not.

REFERENCES

- [1] Colin Adams and Thomas Kindred, *A classification of spanning surfaces for alternating links*, Algebr. Geom. Topol. **13** (2013), no. 5, 2967–3007. MR3116310
- [2] Bradd Evans Clark, *Crosscaps and knots*, Internat. J. Math. Math. Sci. **1** (1978), no. 1, 113–123. MR478131

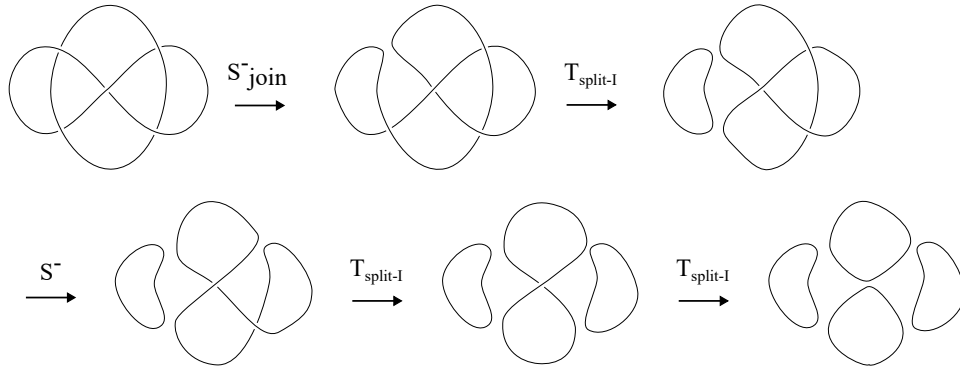


FIGURE 10. A splice sequence for the link 5_1^2 . Here we use the notation $T_{\text{split-I}}$ only for typographical convenience, since writing “ T_{split} corresponding to RI^- ” above the arrow is impractical in this figure; no additional operation is intended.

- [3] Richard Crowell, *Genus of alternating link types*, Ann. of Math. (2) **69** (1959), 258–275. MR99665
- [4] A. Hatcher and W. Thurston, *Incompressible surfaces in 2-bridge knot complements*, Invent. Math. **79** (1985), no. 2, 225–246. MR778125
- [5] Mikami Hirasawa and Masakazu Teragaito, *Crosscap numbers of 2-bridge knots*, Topology **45** (2006), no. 3, 513–530. MR2218754
- [6] Kazuhiro Ichihara and Shigeru Mizushima, *Crosscap numbers of pretzel knots*, Topology Appl. **157** (2010), no. 1, 193–201. MR2556097
- [7] Noboru Ito and Yusuke Takimura, *Crosscap number and knot projections*, Internat. J. Math. **29** (2018), no. 12, 1850084, 21. MR3883412
- [8] ———, *Crosscap number of knots and volume bounds*, Internat. J. Math. **31** (2020), no. 13, 2050111, 33. MR4192453
- [9] ———, *A lower bound of crosscap numbers of alternating knots*, J. Knot Theory Ramifications **29** (2020), no. 1, 1950092, 15. MR4079618
- [10] Efstratia Kalfagianni and Christine Ruey Shan Lee, *Crosscap numbers and the Jones polynomial*, Adv. Math. **286** (2016), 308–337. MR3415687
- [11] Louis H. Kauffman, *Combinatorics and knot theory*, Low-dimensional topology (San Francisco, Calif., 1981), 1983, pp. 181–200. MR718142
- [12] Thomas Kindred, *Crosscap numbers of alternating knots via unknotting splices*, Internat. J. Math. **31** (2020), no. 7, 2050057, 30. MR4123946
- [13] W. Menasco, *Closed incompressible surfaces in alternating knot and link complements*, Topology **23** (1984), no. 1, 37–44. MR721450
- [14] Hitoshi Murakami and Akira Yasuhara, *Crosscap number of a knot*, Pacific J. Math. **171** (1995), no. 1, 261–273. MR1362987
- [15] Kunio Murasugi, *On the genus of the alternating knot. I, II*, J. Math. Soc. Japan **10** (1958), 94–105, 235–248. MR99664
- [16] Makoto Ozawa, *Essential state surfaces for knots and links*, J. Aust. Math. Soc. **91** (2011), no. 3, 391–404. MR2900614
- [17] Milena D. Pabiniak, Józef H. Przytycki, and Radmila Sazdanović, *On the first group of the chromatic cohomology of graphs*, Geom. Dedicata **140** (2009), 19–48. MR2504733
- [18] Dale Rolfsen, *Knots and links*, Mathematics Lecture Series, vol. 7, AMS Chelsea Publishing, Providence, RI, 2003. Reprint of the 1976 edition. MR0515288
- [19] H. Seifert, *Über das Geschlecht von Knoten*, Math. Ann. **110** (1935), no. 1, 571–592. MR1512955
- [20] Masakazu Teragaito, *Crosscap numbers of torus knots*, Topology Appl. **138** (2004), no. 1-3, 219–238. MR2035482

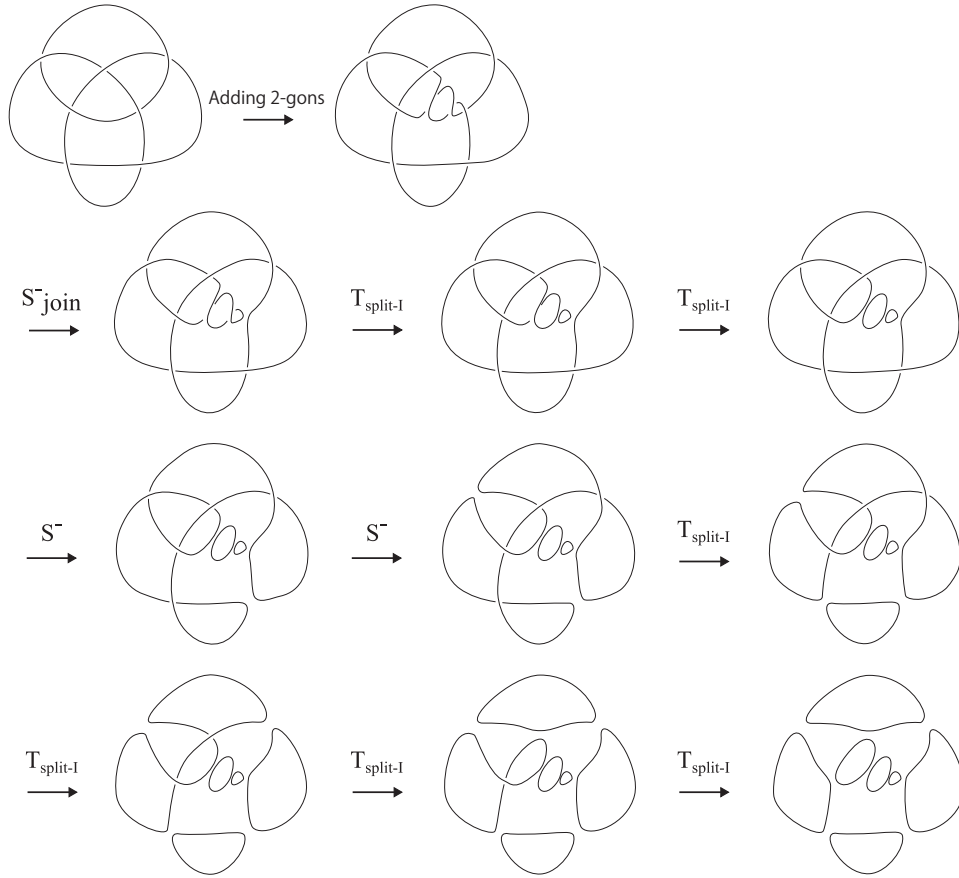


FIGURE 11. A splice sequence of a modified diagram obtained from a diagram of 7_6^2 realizing the maximal Euler characteristic. Here we use the notation $T_{\text{split-I}}$ only for typographical convenience, since writing “ T_{split} corresponding to RI^- ” above the arrow is impractical in this figure; no additional operation is intended.

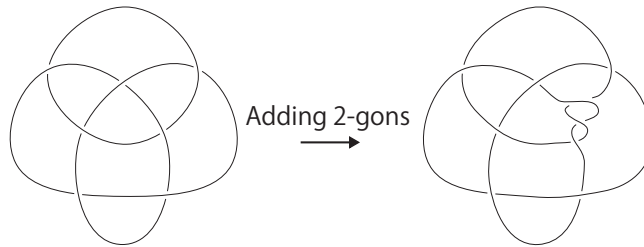


FIGURE 12. A modification of 7_6^2 that does not realize the maximal Euler characteristic

- [21] Gengyu Zhang, *Crosscap numbers of two-component links*, Kyungpook Math. J. **48** (2008), no. 2, 241–254. MR2429312

DEPARTMENT OF MATHEMATICS, SHINSHU UNIVERSITY, WAKASATO 4-17-1, NAGANO, 380-8553, JAPAN.

Email address: nito@shinshu-u.ac.jp