

Once Correct, Still Wrong: Counterfactual Hallucination in Multilingual Vision-Language Models

Basel Mousi[♣] Fahim Dalvi Shammur Chowdhury Firoj Alam Nadir Durrani[♣]

Qatar Computing Research Institute, HBKU, Doha, Qatar

{bmousi, faimaduddin, shchowdhury, fialam, ndurrani}@hbkु.edu.qa

Abstract

Vision-language models (VLMs) can achieve high accuracy while still accepting *culturally plausible but visually incorrect* interpretations. Existing hallucination benchmarks rarely test this failure mode, particularly outside Western contexts and English. We introduce **M²CQA**, a culturally grounded multimodal benchmark built from images spanning 17 MENA countries, paired with contrastive true and counterfactual statements in English, Arabic, and its dialects. To isolate hallucination beyond raw accuracy, we propose the **CounterFactual Hallucination Rate (CFHR)**, which measures counterfactual acceptance conditioned on correctly answering the true statement. Evaluating state-of-the-art VLMs under multiple prompting strategies, we find that CFHR rises sharply in Arabic, especially in dialects, even when true-statement accuracy remains high. Moreover, reasoning-first prompting consistently increases counterfactual hallucination, while answering before justifying improves robustness. We will make the experimental resources and dataset publicly available for the community.¹

1 Introduction

Hallucination in vision-language models (VLMs) is increasingly recognized as a major limitation for deploying multimodal AI systems in real-world environments (Fu et al., 2023; Chen et al., 2025; Li et al., 2025). However, current hallucination benchmarks largely lack **culturally diverse imagery**, and **region-specific visual reasoning**. Models are typically evaluated on datasets dominated by western-centric visual contexts (Romero et al., 2024), limiting our ability to diagnose hallucinations that arise specifically from cultural priors or under-representation. This gap is especially pronounced in the Middle East and North Africa

(MENA), a region with rich visual identities, distinctive architectural styles, traditional clothing, regional cuisines, market scenes, and linguistic cues, that are poorly represented in mainstream multi-modal corpora. As a result, VLMs frequently misidentify region-specific objects, conflate cultural artifacts across neighboring countries, or default to globally common priors rather than relying on the actual image content.

Beyond the visual domain, hallucination in multilingual and low-resource settings poses an additional challenge. Arabic comprises multiple dialects with substantial lexical and morphological variation, yet dialectal varieties remain severely underrepresented in modern text and multimodal resources (Bouamor et al., 2018; Alwajih et al., 2024, 2025). This resource imbalance can cause vision-language models to misinterpret dialectal prompts and hallucinate image-inconsistent answers, particularly when dialect-specific vocabulary is used. However, existing hallucination benchmarks rarely evaluate multimodal behavior across dialects or examine how linguistic uncertainty interacts with visual grounding.

To address these gaps, we introduce **M²CQA** (*Multimodal MENA Contrastive Question Answering*), a culturally grounded multimodal benchmark consisting of images from 17 MENA countries paired with contrastive true and counterfactual statements. In the taxonomy of multimodal hallucination evaluation, M²CQA is a *discriminative* benchmark that targets *faithfulness* hallucination: it tests whether models accept image-grounded true statements while rejecting culturally plausible but visually unsupported counterfactuals (Chen et al., 2025). M²CQA systematically evaluates whether VLMs can recognize region-specific visual semantics, rely on the image rather than memorized priors, and remain robust across multiple Arabic dialects of varying resource availability.

At the core of our benchmark is a contrastive

[♣] The authors contributed equally.

¹anonymou.s.com

true-false design, pairing each image with one grounded true statement and multiple culturally plausible but visually incorrect counterfactuals. To study the role of language in hallucination, each question set is constructed in **English**, **Modern Standard Arabic (MSA)**, and two major Arabic dialects, **Egyptian** and **Levantine**, enabling analysis of how multilinguality and low resourcedness affect a model’s ability to distinguish true visual evidence from culturally tempting distractors.

This contrastive setup allows us to move beyond raw accuracy and introduce a more diagnostic metric of hallucination. Simply answering the true statement (Q^+) correctly does not guarantee that the model actually relied on the image; it may have guessed or defaulted to memorized priors. Likewise, accepting a counterfactual statement (Q^-) is only meaningful if the model had already demonstrated that it can identify the correct interpretation of the image. We therefore define the **CounterFactual Hallucination Rate (CFHR)**: the rate at which a model accepts a false but culturally plausible counterfactual after correctly answering its paired true statement. CFHR asks a more revealing question: *once a model appears to understand the image, does it still fall for plausible but incorrect alternatives?* By evaluating counterfactual errors only in cases where Q^+ was correct, CFHR isolates failures of visual grounding and cultural reasoning, rather than conflating them with missing background knowledge.

To understand how multimodal systems behave under culturally grounded counterfactual evaluation, we study a range of state-of-the-art vision language models, including **Qwen-VL** (Bai et al., 2023), **Gemma-VL** (Team et al., 2025a), and Arabic focused models such as **Fanar-Oryx** (Fanar-Team et al., 2025) and **AIN** (Heakl et al., 2025a), and evaluate them under three prompting strategies that vary in structure, justification requirements, and reasoning style. Our analysis is guided by five research questions:

RQ1: Do standard accuracy metrics adequately capture counterfactual hallucination?

Finding: While Q^+ accuracy, Q^- accuracy, and F1 summarize performance, they often mask cases where models answer Q^+ correctly yet still accept culturally plausible counterfactuals. CFHR reveals these conditional grounding failures that are systematically obscured by aggregate metrics.

RQ2: How does counterfactual hallucination

vary across languages and dialects?

Finding: CFHR increases substantially from English to MSA and rises further in dialectal Arabic, even when Q^+ accuracy remains high. This suggests that linguistic uncertainty amplifies susceptibility to culturally tempting distractors.

RQ3: How do model families differ in robustness to counterfactual hallucination?

Finding: Qwen3-VL exhibits consistently lower CFHR across languages than Gemma-3-VL. Arabic-focused models exhibit distinct behavioral patterns: Fanar shows lower CFHR alongside reduced Q^+ accuracy, indicating more frequent rejection of both true and counterfactual statements, whereas AIN maintains high Q^+ accuracy but exhibits very high CFHR, reflecting a tendency to accept culturally plausible counterfactuals even when the true statement is correctly identified.

RQ4: How does prompting strategy affect counterfactual hallucination?

Finding: Requiring evidence *after* committing to an answer (*Answer then Reason*) generally reduces CFHR, while eliciting reasoning *before* the final decision (*Reasoning First*) often increases CFHR, especially in Arabic and its dialects.

RQ5: Does model scaling reduce counterfactual hallucination?

Finding: Scaling generally lowers CFHR, particularly in Arabic and dialectal settings, but the gains are model-family dependent. Qwen3-VL shows stronger and more consistent reductions with scale, whereas Gemma-3-VL improvements are smaller and tend to saturate at larger sizes.

We make **three major contributions**:

- We introduce **M²CQA**, a culturally grounded multimodal benchmark built from images spanning 17 MENA countries, paired with contrastive true statements and culturally plausible counterfactuals across English, MSA, and Arabic dialects.
- We propose the **CounterFactual Hallucination Rate (CFHR)**, a conditional metric that isolates counterfactual hallucination by measuring false acceptance after a model correctly identifies the image-grounded true statement.
- We provide a systematic evaluation of state-of-the-art VLMs, including **Qwen3-VL**, **Gemma-3-VL**, and Arabic-focused models (**Fanar**, **AIN**), across prompting strategies and model scales, revealing substantial dif-



Figure 1: Sample image from the M²CQA dataset.
 Q^+ The weapon in the image is a traditional khanjar.
 Q^- ... a ceremonial sword used in traditional dances.
 Q^- ... a hunting knife designed for outdoor survival.

ferences in cultural robustness and a strong sensitivity to reasoning order.

2 M²CQA Curation

We construct M²CQA, a culturally grounded multimodal benchmark sourced from an in-house data collection. The dataset covers a broad range of culturally distinctive visual themes, including architecture, markets, traditional clothing, public squares, historical sites, and region-specific artifacts, providing a rich basis for evaluating visual understanding across culturally diverse settings.

Image Collection and Curation: Images were collected in-house using geo-targeted Google Search, with country-specific queries designed to retrieve content associated with MENA and North African countries. The queries were aligned with the visual themes described above. For this study, we selected images spanning 17 countries and organized them using a taxonomy of visual categories and subcategories, detailed in Appendix A.1.

MCQ-Based Annotation and Filtering: For each image, we first construct a multiple-choice question (MCQ) with one correct option and several plausible distractors. These MCQs are generated using GPT-4.1 and serve only as an intermediate annotation scaffold to enumerate culturally plausible interpretations of the image. Before constructing true/false statements, we apply a visual-grounding filter to reduce the influence of language priors. Concretely, we evaluate each candidate MCQ in an image-blind (text-only) setting using GPT-4.1 and Gemini-2.5-Flash, and discard QAs

that both models answer correctly without access to the image, as they are more likely answerable from language cues alone rather than visual evidence.

Counterfactual Statement Curation: From each retained MCQ, we derive a contrastive true/false set consisting of one true statement (Q^+) corresponding to the correct MCQ option and two false but culturally plausible counterfactual statements (Q^-) derived from the incorrect MCQ options. This conversion is performed using GPT-4.1, which rewrites each MCQ option into a declarative statement while preserving its semantic content. By construction, the resulting counterfactuals are minimally contrastive with the true statement, differing along fine-grained cultural or visual dimensions such as visually similar landmarks, garments, cities, or activities, while remaining visually unsupported by the image, as illustrated in Figure 1. The final benchmark evaluates each statement independently as a binary true/false judgment. Please see Appendix A.2 for curation prompts and Appendix A.6 for additional samples.

Machine Translation: MCQs are translated into Modern Standard Arabic (MSA) using an in-house translation system and into dialectal Arabic using GPT-4.1, then converted into contrastive true/false statements following the same procedure as in English to preserve semantic equivalence across languages (see Appendix A.8 for MT evaluation).

Human Verification and Quality Control: We further validate a subset of the data using a human annotation task in which annotators are shown an image and three associated question-answer (Q/A) pairs. For each pair, annotators assign two independent labels: whether the answer is visually supported by the image (*Correct*, *Incorrect*, *Unsure*) and whether answering the question requires access to the image (*Needs image: Yes, No, Unsure*); answers lacking clear visual support, relying on external knowledge, or irrelevant to the image are marked *Incorrect*, while *Unsure* is reserved for genuine visual ambiguity. Please see Appendix A.7 for details of the annotation guidelines, annotation interface, and inter-annotator agreement.

M²CQA Dataset: The final M²CQA dataset consists of 9,990 visually grounded samples, each comprising one image paired with one true statement and two culturally plausible counterfactuals, instantiated across multiple language varieties. In Figure 5, we report the country-wise distribution of the

dataset, which spans 12 categories. This dataset forms the foundation for our counterfactual hallucination evaluation using CFHR.

3 CounterFactual Hallucination Rate

Accuracy on the true statement (Q^+) does not reveal whether a model is genuinely grounded in the image or merely relying on coarse cultural priors. A model may answer Q^+ correctly by associating lanterns with generic festive contexts, without attending to the specific visual evidence that distinguishes different celebrations. As shown in Figure 2, one image places a decorative lantern within a street scene characterized by architectural structure and ambient lighting patterns commonly associated with Ramadan settings, whereas the other depicts a lantern embedded in a winter scene with visible snow and seasonal decorations such as baubles and evergreen branches, consistent with a Christmas context. A model that is not visually grounded may correctly identify one image as representing Ramadan while still accepting counterfactual interpretations that attribute the same scene to Christmas or Diwali, or may fail to distinguish it from the visually similar Christmas lantern image. By contrast, a visually grounded model would rely on these contextual cues to correctly identify the first image as representing Ramadan and the second as representing Christmas, while rejecting culturally plausible but visually unsupported alternatives. This joint success on Q^+ and Q^- provides a stronger diagnostic of visual grounding than Q^+ accuracy alone.

To better capture this behavior, we condition hallucination on the models ability to answer Q^+ correctly. Errors on counterfactual statements (Q^-) are only meaningful if the model first succeeds on Q^+ . If the model fails Q^+ due to missing knowledge or misunderstanding, its behavior on Q^- does not constitute hallucination. The relevant question is therefore: *once a model appears to understand the image, does it still fall for plausible but incorrect alternatives?* Conditioning hallucination on Q^+ allows us to isolate failures of visual grounding and cultural reasoning from errors that stem merely from incomplete knowledge.

Each item in M²CQA consists of one grounded true statement (Q^+) and two culturally plausible false statements (Q^-). A model demonstrates correct contrastive grounding only when it answers Q^+ correctly and rejects both counterfactuals.


Let $\text{Acc}(Q^+)$ denote accuracy on Q^+ alone, and let $\text{Acc}(\text{combined})$ denote accuracy on answering both Q^+ and all Q^- statements correctly. The difference between these quantities captures the proportion of cases in which a model recognizes the true statement but still accepts at least one counterfactual alternative. We define the **CounterFactual Hallucination Rate (CFHR)** as:

$$\begin{aligned}\text{CFHR} &= \frac{\text{Acc}(Q^+) - \text{Acc}(\text{combined})}{\text{Acc}(Q^+)} \\ &= P(\text{fails on any } Q^- \mid \text{succeeded on } Q^+)\end{aligned}$$

This conditional formulation isolates hallucination that occurs despite the model identifying the correct visual grounding. High CFHR values indicate that a model defaults to memorized regional stereotypes or culturally familiar associations even when it has already demonstrated recognition of the true interpretation. CFHR therefore provides a more diagnostic measure of hallucination in culturally rich, visually grounded settings than raw accuracy alone.

Contemporary metrics such as POPE (Li et al., 2023), CHAIR (Rohrbach et al., 2018), and object hallucination rate (Liu et al., 2024) measure hallucination by treating each sample independently, overlooking overall model weaknesses. For instance, POPE uses binary QA (Yes/No) to probe object presence and relies on task accuracy as a hallucination measure, while CHAIR evaluates object hallucination in image captioning via passive observation. In contrast, CFHR introduces a conditional dependency on success on both Q^+ and Q^- , forcing models to adjudicate between visually grounded truth and cultural plausibility. This provides a more rigorous diagnostic for models deployed in culturally rich and visually complex environments.

As a conditional metric, CFHR is not intended to be interpreted in isolation. In particular, low CFHR does not imply strong visual grounding, as models may exhibit low CFHR by rarely satisfying the conditioning event (i.e., correctly answering Q^+). CFHR should therefore be interpreted with respect to its conditioning variable, distinguishing counterfactual hallucination from reduced coverage or conservative rejection behavior.



Q^+ The decorative lantern and warm lights are most likely representing Ramadan celebrations.

Q^- ... representing Christmas Eve.

Q^- ... representing the Diwali festival.



Q^+ The decorative lantern and warm lights are most likely representing Christmas Eve.

Q^- ... representing Ramadan celebrations.

Q^- ... representing the Diwali festival.

Figure 2: Visually similar lantern scenes with distinct cultural grounding. A grounded model should answer Q^+ correctly and reject culturally plausible but visually unsupported alternatives (Q^-).

4 Results

Setup: We evaluate a range of vision language models spanning different families and scales: Qwen3-VL (2B, 4B, 8B, 32B) (Bai et al., 2025), Gemma-3 (4B, 12B, 27B) (Team et al., 2025b), Fanar-Oryx (Fanar-Team et al., 2025), and AIN (Heakl et al., 2025b), using the vLLM inference library.² Models are evaluated under three prompting settings: *True or False*, *Answer then Reason*, and *Reasoning First*, and across four language variants: English, MSA, Levantine, and Egyptian. Full prompt templates and output formats are provided in Appendix A.3.

Table 1 summarizes the performance of multiple vision-language models across languages and dialects under two prompting strategies. Based on these results, we address the following research questions.

RQ1: Do existing metrics adequately capture hallucination in multimodal reasoning?

While Q^+ , Q^- , and F1 summarize overall accuracy, they do not reveal whether a model can reject plausible but incorrect counterfactual interpretations. As shown in Table 1, models often achieve high accuracy on true statements (Q^+) and competitive F1 scores, yet still accept culturally plausible but visually incorrect counterfactuals after identifying the correct interpretation. This behavior arises naturally in our truecounterfactual T/F setup, where false statements are intentionally constructed to

align with regional priors rather than random negatives. For instance, while AIN on dialectal Arabic attains a near-ceiling Q^+ of 0.97 yet exhibits a CFHR of 0.79, indicating frequent acceptance of culturally plausible counterfactuals, this pattern is not limited to degenerate behaviors, as Gemma-3-27B in MSA achieves a strong F1 of 0.86 ($Q^+ = 0.93$) while still incurring a CFHR of 0.30. The proposed Counterfactual Hallucination Rate (CFHR) isolates this conditional failure by measuring hallucination only in cases where the model has already succeeded on Q^+ . CFHR therefore provides a complementary diagnostic perspective that is particularly well suited to culturally grounded multimodal evaluation, revealing grounding failures that are obscured by standard accuracy metrics. As a conditional metric, CFHR should be interpreted with respect to Q^+ accuracy, as low CFHR may also arise from conservative rejection behavior rather than strong visual grounding.

RQ2: How does counterfactual hallucination vary across languages and dialects?

Table 1 shows a consistent language-dependent trend across all models. While performance in English exhibits low counterfactual hallucination rates, CFHR increases substantially in Modern Standard Arabic and rises further in dialectal Arabic. Notably, this increase occurs even when Q^+ accuracy remains high, indicating that models often identify the correct interpretation but fail to reliably reject counterfactual alternatives under increased linguistic uncertainty. In contrast, F1 scores degrade only

²<https://docs.vllm.ai/en/latest/>

Lang	Model	A. True or False				B. Answer then Reason				C. Reasoning First			
		Q ⁺	Q ⁻	F1	CFHR ↓	Q ⁺	Q ⁻	F1	CFHR ↓	Q ⁺	Q ⁻	F1	CFHR ↓
EN	Qwen3-VL-32B	0.93	0.94	0.93	0.10	0.91	0.95	0.93	0.08	0.93	0.93	0.93	0.12
	Gemma-3-27B	0.94	0.88	0.91	0.19	0.92	0.89	0.90	0.18	0.92	0.90	0.91	0.16
	FanarOryx-v1	0.94	0.93	0.93	0.12	0.94	0.93	0.93	0.12	0.91	0.92	0.92	0.13
	AIN	0.93	0.91	0.92	0.14	0.88	0.93	0.90	0.11	0.85	0.84	0.85	0.25
MSA	Qwen3-VL-32B	0.88	0.91	0.90	0.14	0.85	0.93	0.89	0.11	0.86	0.91	0.89	0.15
	Gemma-3-27B	0.93	0.81	0.86	0.30	0.92	0.83	0.87	0.27	0.90	0.86	0.88	0.23
	FanarOryx-v1	0.74	0.92	0.82	0.14	0.64	0.95	0.76	0.11	0.77	0.78	0.78	0.34
	AIN	0.95	0.60	0.74	0.55	0.92	0.77	0.84	0.35	0.71	0.54	0.61	0.66
Dialect	Qwen3-VL-32B	0.88	0.90	0.88	0.17	0.85	0.92	0.88	0.14	0.87	0.90	0.88	0.17
	Gemma-3-27B	0.93	0.79	0.86	0.32	0.93	0.81	0.86	0.31	0.91	0.85	0.88	0.24
	FanarOryx-v1	0.71	0.92	0.80	0.15	0.59	0.95	0.73	0.11	0.76	0.74	0.75	0.39
	AIN	0.97	0.38	0.56	0.79	0.91	0.72	0.80	0.43	0.65	0.58	0.61	0.63

Table 1: Comparison of prompting strategies across languages. *True or False* uses direct answer prediction, *Answer then Reason* requires a final answer followed by justification, and *Reasoning First* elicits reasoning prior to committing to an answer. CFHR denotes the Counterfactual Hallucination Rate, measuring hallucination conditional on correctly answering Q⁺. Dialectal results are averaged over Egyptian and Levantine Arabic.

moderately across languages, suggesting that aggregate accuracy metrics substantially underestimate the severity of hallucination in lower-resource and dialectal settings.

RQ3: How do different VLMs differ in their robustness to counterfactual hallucination? Table 1 reveals substantial variation in counterfactual hallucination behavior across model families. Qwen3-VL consistently exhibits the strongest robustness, maintaining low CFHR across languages and showing modest improvements under evidence-based prompting. In contrast, Gemma-3 displays higher CFHR in MSA and dialectal Arabic, with increased model scale offering limited mitigation.

Fanar and AIN, both Qwen-based models further trained with a focus on Arabic language and culture, exhibit distinct but informative failure modes. Fanar adopts a conservative strategy, achieving relatively low CFHR across Arabic settings at the cost of reduced Q⁺ accuracy, particularly in lower-resource languages. AIN, by contrast, attains very high Q⁺ accuracy in Arabic and dialectal settings while exhibiting extremely high CFHR, indicating a tendency to accept culturally plausible counterfactual statements even when the true statement is correctly identified. This pattern suggests that stronger cultural alignment and language specialization do not necessarily translate into improved robustness against counterfactual hallucination.

RQ4: How does evidence elicitation affect counterfactual hallucination? Prior work suggests that model behavior can vary substantially depend-



Figure 3: **Reasoning-first induces counterfactual rejection.** Example illustrating the effect of prompting strategy on model behavior. **Prompt B (Answer then Reason):** *Answer: True.* The model correctly judges that star anise is present in the chicken biryani, grounding its decision in visible visual evidence. **Prompt C (Reasoning First):** *Answer: False.* Although star anise is visible, the model reasons that it is not *commonly* used in Middle Eastern cuisine and is prevalent in South and East Asian cooking, shifting the decision criterion from visual presence to culinary typicality and overriding an image-grounded judgment. Please see Table 4 in Appendix A.4 for the complete reasoning traces.

ing on when reasoning or evidence is elicited (Wei et al., 2022; Kojima et al., 2022; Lampinen et al., 2022). In Table 1, we compare three evaluation settings: direct true/false prediction (*True or False*), answering followed by evidence (*Answer then Reason*), and reasoning before committing to an answer (*Reasoning First*).

First, comparing *True or False* (A) with *Answer then Reason* (B), we observe a consistent reduction

in CFHR across languages and models, indicating that requiring evidence *after* committing to an answer improves robustness to counterfactuals. This effect is most visible in MSA and dialectal Arabic (e.g., AIN: 0.55→0.35 in MSA; 0.79→0.43 in dialects), suggesting that post-hoc justification encourages models to ground their decisions explicitly in the image rather than relying on culturally plausible but visually unsupported associations.

Second, comparing *Answer then Reason* (B) with *Reasoning First* (C), we observe the opposite pattern: CFHR frequently increases when models are asked to produce reasoning *before* committing to a final decision. This effect is particularly pronounced in Arabic varieties, where several models exhibit substantially higher CFHR under *Reasoning First* than under *Answer then Reason*. For example, models such as AIN in MSA and Fanar in dialectal Arabic show marked increases in counterfactual hallucination, indicating that eliciting reasoning prior to answering can significantly exacerbate hallucinations relative to (B).

A plausible explanation is that reasoning before commitment encourages models to explore alternative interpretations and, in doing so, to introduce additional semantic or cultural constraints that effectively reshape the decision criterion of the task. These constraints are often not required by the benchmark and are not supported by the visual evidence. In contrast, committing to an answer first may “anchor” the model to an image-grounded interpretation of the question, making subsequent evidence generation more likely to rationalize a perceptual judgment rather than drift toward culturally, logically stricter, or over-interpreted alternatives.

This behavior is illustrated in Figure 3 using outputs from the Qwen3-VL-32B model. In this example, the statement reads: “*Star anise is commonly used in Middle Eastern cuisine and is visible in the chicken biryani shown in the image.*” Under *Answer then Reason* (Prompt B), the model correctly predicts True, grounding its decision in the clearly visible star anise pods present in the dish. Under *Reasoning First* (Prompt C), however, the same model predicts False after acknowledging the visual presence of star anise but introducing background knowledge about regional culinary practices, arguing that star anise is not *commonly* used in Middle Eastern cuisine. While this reasoning is culturally informed, it shifts the decision criterion from visual presence to the typicality of ingredient usage across cuisines, introducing an extraneous

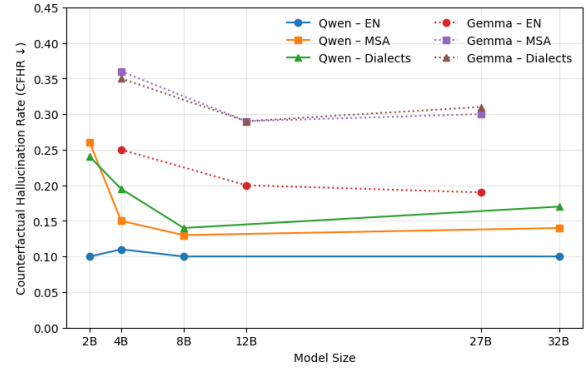


Figure 4: **Scaling and counterfactual hallucination under Prompt A** Counterfactual Hallucination Rate (CFHR; lower is better) as a function of model size for Qwen3-VL (solid) and Gemma-3-VL (dotted), evaluated in English (EN), Modern Standard Arabic (MSA), and dialectal Arabic (Dialects; average of Egyptian and Levantine). Scaling generally reduces CFHR, with stronger and more consistent improvements for Qwen3-VL, particularly in Arabic varieties.

constraint that is not supported by the image. This example illustrates how pre-answer reasoning can override image-grounded evidence by reframing the task itself, leading to counterfactual errors even when the relevant visual content is correctly perceived. Please see Table 4 in Appendix A.4 for full model reasoning traces and additional qualitative examples illustrating this pattern.

RQ5: Does model scaling reduce counterfactual hallucination? Figure 4 shows the effect of model scaling on CFHR under the direct true/false setting (Prompt A).³ Across both model families, larger models generally exhibit lower counterfactual hallucination, with the effect being most pronounced in Arabic varieties. Qwen3-VL shows consistent reductions in CFHR with scale in MSA and dialectal Arabic, while Gemma-3-VL benefits primarily from scaling up to mid-sized models, after which improvements saturate. Overall, these results confirm the intuitive trend that increased model capacity improves robustness to counterfactual hallucination, while also highlighting substantial differences between model families.

5 Related Work

Hallucination in vision-language models (VLMs) is categorized into *faithfulness hallucination*, where outputs are inconsistent with the visual input, and *factuality hallucination*, where outputs

³The same holds for Prompts B and C (Appendix A.5).

contradict world knowledge (Chen et al., 2025). Our work focuses on faithfulness hallucination and is most closely related to prior efforts on hallucination benchmarks and evaluation metrics.

5.1 Multimodal Hallucination Benchmarks

A large body of work evaluates hallucination through dedicated multimodal benchmarks, most commonly using discriminative task formats such as yes/no questions (YNQs) or multiple-choice questions (MCQs) to assess visual grounding. Early benchmarks such as POPE (Li et al., 2023) measure object hallucination by querying object presence in MSCOCO images (Lin et al., 2014), while ROPE (Chen et al., 2024b) and FGHE (Wang et al., 2023) extend this paradigm to multi-object reasoning, attributes, relations, and object behaviors. Other benchmarks explicitly target relational hallucination, including RAH-Bench (Chen et al., 2023) and R-Bench (Wu et al., 2024a), while AutoHallusion (Wu et al., 2024b) automates the construction of object and spatial reasoning probes. More recent datasets such as PhD (Liu et al., 2025) and LongHalQA (Qiu et al., 2024) explore hallucination across diverse visual tasks and long-context settings.

Beyond discriminative benchmarks, generative evaluations assess hallucination in open-ended image-to-text generation. CHAIR (Rohrbach et al., 2018) and its extensions such as OpenCHAIR (BenKish et al., 2024) quantify object hallucination in image captioning by comparing generated captions against ground-truth object annotations, while approaches such as CC-EVAL (Zhai et al., 2024) and NOPE (Lovenia et al., 2024) rely on controlled negative or contrastive generation.

Several comprehensive benchmarks combine discriminative and generative evaluation within a single framework. MME (Fu et al., 2023), AMBER (Wang et al., 2024), and MERLIM (Villa et al., 2025) evaluate multiple hallucination types including object existence, relations, and counting, often by comparing model behavior across original and edited images. Additional benchmarks such as VHtest (Huang et al., 2024), VisDiaHalBench (Cao et al., 2024), Hal-Eval (Jiang et al., 2024), MedHallMark (Chen et al., 2024a), and ODE (Tu et al., 2025) further expand coverage across domains, task formats, and evaluation protocols.

Despite their breadth, the majority of existing benchmarks are constructed from Western-centric datasets such as MSCOCO and ADE20K and pri-

marily focus on generic object and relation semantics. As a result, they rarely evaluate hallucination in culturally grounded settings or test whether models can distinguish visually supported interpretations from culturally plausible but incorrect alternatives. While CVQA (Romero et al., 2024) introduces culturally diverse images and multilingual question answering, hallucination-specific evaluation in regionally grounded contexts, particularly in the Middle East and North Africa (MENA), remains largely unexplored.

5.2 Metrics for Multimodal Hallucination

Existing hallucination benchmarks rely primarily on accuracy, F1 score, or unconditional error rates aggregated over all instances. In discriminative settings, hallucination is measured as incorrect responses to negative questions, while generative benchmarks quantify hallucination through object-level precision and recall metrics, as in CHAIR and its variants. Comprehensive benchmarks similarly aggregate performance across heterogeneous tasks using unconditional scores.

A key limitation of these metrics is that they do not condition hallucination on successful visual understanding. Errors due to incomplete knowledge or failure to recognize the image are treated equivalently to cases where a model correctly identifies the true interpretation but still accepts plausible yet unsupported alternatives. Consequently, existing metrics do not explicitly capture whether hallucination persists *after* a model has demonstrated correct visual grounding. This gap motivates conditional evaluation protocols that isolate counterfactual hallucination given successful recognition of image-grounded evidence, which are largely absent from prior multimodal hallucination benchmarks. In contrast, we explicitly condition hallucination on correct identification of the true visual interpretation, enabling the measurement of counterfactual errors that persist even after a model appears to understand the image.

6 Conclusion

We introduced M^2CQA and the **CounterFactual Hallucination Rate (CFHR)** to diagnose counterfactual hallucination in culturally grounded multimodal settings. Across models, hallucination is substantially underestimated by accuracy alone, with CFHR increasing sharply in Arabic and dialectal prompts despite strong performance on true

statements. Prompting strategy has a significant effect: committing to an answer before justification reduces hallucination, whereas reasoning-first prompting often amplifies reliance on cultural priors. Our findings highlight the need for culturally grounded evaluation and conditional metrics like CFHR to accurately assess multimodal reasoning under linguistic and cultural uncertainty.

Limitations and Potential Risks

While M²CQA and the CounterFactual Hallucination Rate (CFHR) provide a new lens for evaluating counterfactual hallucination in culturally grounded multimodal settings, several limitations remain.

Geographic and cultural scope: Although M²CQA spans images from 17 countries across the Middle East and North Africa (MENA) region, it does not fully capture the cultural, socioeconomic, and visual diversity within each country. Intra-country variation (e.g., rural vs. urban settings, regional architectural styles, or minority cultural practices) is not explicitly controlled for, and results are reported in aggregate rather than at the country level. Consequently, observed trends should be interpreted as region-level patterns rather than fine-grained national or subcultural analyses.

Language and dialect coverage: Our multilingual evaluation focuses on English, Modern Standard Arabic (MSA), and two widely spoken Arabic dialects (Egyptian and Levantine). While these dialects cover a large portion of Arabic speakers, other major varieties (e.g., Gulf, Maghrebi, or Iraqi Arabic) are not included. In addition, dialectal statements are generated via machine translation rather than original human authoring, which may introduce translation artifacts despite quality checks. These factors may limit the generalizability of dialect-specific findings.

Scale of human verification: Human verification was conducted on a limited subset of the dataset due to budget constraints. Inter-annotator agreement is consistent across annotation tasks, particularly for identifying image-dependent questions, and indicates reliable application of the verification criteria. However, questions and filtering are fully automated using LLMs, with image metadata used to guide question generation, and human verification is not exhaustive. As a result, some visually subtle ambiguities or edge cases may persist in the full dataset.

Binary judgment formulation: M²CQA formulates evaluation as independent true/false judgments. This enables precise contrastive analysis but does not capture graded uncertainty or partial visual support, which frequently occur in real-world multimodal reasoning. Models that adopt conservative rejection strategies may therefore appear more robust under CFHR despite reduced sensitivity to nuanced visual evidence.

Evaluation-only focus: This work is primarily diagnostic and does not propose training-time or inference-time methods to mitigate counterfactual hallucination. Although we show that prompting strategy significantly affects CFHR, we do not evaluate whether optimizing models against CFHR or incorporating M²CQA during training improves visual grounding. Exploring mitigation strategies informed by conditional hallucination metrics is left to future work.

Model and task scope: Our experiments are limited to a specific set of contemporary vision-language models and to discriminative true/false reasoning. The extent to which CFHR generalizes to open-ended generation tasks such as image captioning, long-form visual reasoning, or multimodal dialogue remains an open question.

Potential risks: This work is intended as a diagnostic benchmark and poses minimal direct ethical or safety risks. However, culturally grounded counterfactual statements could be misinterpreted if taken out of context, potentially reinforcing stereotypes if treated as factual claims. In addition, the proposed CFHR metric may be misused if interpreted without regard to its conditional nature, for example by favoring overly conservative models. We mitigate these risks by framing M²CQA and CFHR as evaluative tools rather than normative descriptions, by explicitly discussing proper interpretation of the metric, and by clearly stating the cultural and linguistic scope of the dataset.

Ethics and Broader Impact Statement

The proposed dataset contains no personally identifiable information (PII). All images are obtained from publicly available sources, which were originally distributed under licenses that permit uses. The dataset is designed for multimodal hallucination analysis and does not intentionally include content targeting or disparaging any individual, group, organization, or community. Nonetheless,

because publicly sourced imagery may incidentally contain sensitive or culturally contentious material, basic content screening has been done prior our data selection process. Annotations were annotated by trained annotators recruited through a third-party company and compensated at the standard hourly rate for their location. Annotators signed non-disclosure agreements prior to participation. We provide clear task instructions, avoid collecting annotator personal data beyond what is required for payment and administration by the vendor, and restrict dataset release to permitted uses consistent with the underlying licenses.

This dataset is intended to support research on detecting, measuring, and mitigating multimodal hallucinations, enabling more reliable vision-language systems for downstream applications such as assistive QA. We recommend using it for evaluation and model development with explicit uncertainty reporting (e.g., abstention/calibration) and human-in-the-loop review in high-stakes settings.

References

- Fakhraddin Alwajih, Gagan Bhatia, and Muhammad Abdul-Mageed. 2024. [Dallah: A dialect-aware multimodal large language model for Arabic](#). In *Proceedings of the Second Arabic Natural Language Processing Conference*, pages 320–336, Bangkok, Thailand. Association for Computational Linguistics.
- Fakhraddin Alwajih, Abdellah El Mekki, Samar Mohamed Magdy, AbdelRahim A. Elmadany, Omer Nacar, El Moatez Billah Nagoudi, Reem Abdel-Salam, Hanin Atwany, Youssef Nafea, Abdulfattah Mohammed Yahya, Rahaf Alhamouri, Hamzah A. Alsayadi, Hiba Zayed, Sara Shatnawi, Serry Sibae, Yasir Ech-chammakhy, Walid Al-Dhabyani, Marwa Mohamed Ali, Imen Jarraya, and 25 others. 2025. [Palm: A culturally inclusive and linguistically diverse dataset for Arabic LLMs](#). In *Proceedings of the 63rd Annual Meeting of the Association for Computational Linguistics (Volume 1: Long Papers)*, pages 32871–32894, Vienna, Austria. Association for Computational Linguistics.
- Jinze Bai, Shuai Bai, Yunfei Chu, Zeyu Cui, Kai Dang, Xiaodong Deng, Yang Fan, Wenbin Ge, Yu Han, Fei Huang, and 1 others. 2023. Qwen technical report. *arXiv preprint arXiv:2309.16609*.
- Shuai Bai, Yuxuan Cai, Ruizhe Chen, Keqin Chen, Xionghui Chen, Zesen Cheng, Lianghao Deng, Wei Ding, Chang Gao, Chunjiang Ge, Wenbin Ge, Zhifang Guo, Qidong Huang, Jie Huang, Fei Huang, Binyuan Hui, Shutong Jiang, Zhaohai Li, Mingsheng Li, and 45 others. 2025. Qwen3-vl technical report. *arXiv preprint arXiv:2511.21631*.
- Assaf Ben-Kish, Moran Yanuka, Morris Alper, Raja Giryes, and Hadar Averbuch-Elor. 2024. [Mitigating open-vocabulary caption hallucinations](#). In *Proceedings of the 2024 Conference on Empirical Methods in Natural Language Processing*, pages 22680–22698, Miami, Florida, USA. Association for Computational Linguistics.
- Houda Bouamor, Nizar Habash, Mohammad Salameh, Wajdi Zaghoulani, Owen Rambow, Dana Abdulrahim, Ossama Obeid, Salam Khalifa, Fadhl Eryani, Alexander Erdmann, and Kemal Oflazer. 2018. [The MADAR Arabic dialect corpus and lexicon](#). In *Proceedings of the Eleventh International Conference on Language Resources and Evaluation (LREC 2018)*, Miyazaki, Japan. European Language Resources Association (ELRA).
- Qingxing Cao, Junhao Cheng, Xiaodan Liang, and Liang Lin. 2024. [VisDiaHalBench: A visual dialogue benchmark for diagnosing hallucination in large vision-language models](#). In *Proceedings of the 62nd Annual Meeting of the Association for Computational Linguistics (Volume 1: Long Papers)*, pages 12161–12176, Bangkok, Thailand. Association for Computational Linguistics.
- Jiawei Chen, Dingkan Yang, Tong Wu, Yue Jiang, Xiaolu Hou, Mingcheng Li, Shunli Wang, Dongling Xiao, Ke Li, and Lihua Zhang. 2024a. [Detecting and evaluating medical hallucinations in large vision language models](#). *Preprint*, arXiv:2406.10185.
- Xuwei Chen, Ziqiao Ma, Xuejun Zhang, Sihan Xu, Shengyi Qian, Jianing Yang, David F. Fouhey, and Joyce Chai. 2024b. Multi-object hallucination in vision language models. In *Proceedings of the 38th International Conference on Neural Information Processing Systems, NIPS '24*, Red Hook, NY, USA. Curran Associates Inc.
- Zhiyang Chen, Yousong Zhu, Yufei Zhan, Zhaowen Li, Chaoyang Zhao, Jinqiao Wang, and Ming Tang. 2023. [Mitigating hallucination in visual language models with visual supervision](#). *Preprint*, arXiv:2311.16479.
- Zhiyuan Chen, Yuecong Min, Jie Zhang, Bei Yan, Jiahao Wang, Xiaozhen Wang, and Shiguang Shan. 2025. [A survey of multimodal hallucination evaluation and detection](#). *Preprint*, arXiv:2507.19024.
- Fanar-Team, Ummar Abbas, Mohammad Shahmeer Ahmad, Firoj Alam, Enes Altinisik, Ehsannedin Asgari, Yazan Boshmaf, Sabri Boughorbel, Sanjay Chawla, Shammur Chowdhury, Fahim Dalvi, Kareem Darwish, Nadir Durrani, Mohamed Elfeky, Ahmed Elmagarmid, Mohamed Eltabakh, Masoomali Fatehkia, Anastasios Fragkopoulos, Maram Hasanain, and 23 others. 2025. Fanar: An Arabic-centric multimodal generative AI platform. <https://arxiv.org/abs/2501.13944>.
- Chaoyou Fu, Peixian Chen, Yunhang Shen, Yulei Qin, Mengdan Zhang, Xu Lin, Jinrui Yang, Xiaowu Zheng, Ke Li, Xing Sun, and 1 others. 2023.

- Mme: A comprehensive evaluation benchmark for multimodal large language models. *arXiv preprint arXiv:2306.13394*.
- Kilem Li Gwet. 2008. Computing inter-rater reliability and its variance in the presence of high agreement. *British Journal of Mathematical and Statistical Psychology*, 61(1):29–48.
- Ahmed Heakl, Sara Ghaboura, Omkar Thawkar, Fahad Shahbaz Khan, Hisham Cholakkal, Rao Muhammad Anwer, and Salman Khan. 2025a. AIN: The arabic inclusive large multimodal model. *arXiv preprint arXiv:2502.00094*.
- Ahmed Heakl, Sara Ghaboura, Omkar Thawkar, Fahad Shahbaz Khan, Hisham Cholakkal, Rao Muhammad Anwer, and Salman Khan. 2025b. [Ain: The arabic inclusive large multimodal model](#). *Preprint*, arXiv:2502.00094.
- Wen Huang, Hongbin Liu, Minxin Guo, and Neil Gong. 2024. [Visual hallucinations of multi-modal large language models](#). In *Findings of the Association for Computational Linguistics: ACL 2024*, pages 9614–9631, Bangkok, Thailand. Association for Computational Linguistics.
- Chaoya Jiang, Hongrui Jia, Mengfan Dong, Wei Ye, Haiyang Xu, Ming Yan, Ji Zhang, and Shikun Zhang. 2024. [Hal-eval: A universal and fine-grained hallucination evaluation framework for large vision language models](#). In *Proceedings of the 32nd ACM International Conference on Multimedia, MM '24*, page 525534, New York, NY, USA. Association for Computing Machinery.
- Takeshi Kojima, Shixiang Shane Gu, Machel Reid, Yutaka Matsuo, and Yusuke Iwasawa. 2022. [Large language models are zero-shot reasoners](#). In *ICML 2022 Workshop on Knowledge Retrieval and Language Models*.
- Andrew Lampinen, Ishita Dasgupta, Stephanie Chan, Kory Mathewson, Mh Tessler, Antonia Creswell, James McClelland, Jane Wang, and Felix Hill. 2022. [Can language models learn from explanations in context?](#) In *Findings of the Association for Computational Linguistics: EMNLP 2022*, pages 537–563, Abu Dhabi, United Arab Emirates. Association for Computational Linguistics.
- Li Li, Jiashu Qu, Linxin Song, Yuxiao Zhou, Yuehan Qin, Tiankai Yang, and Yue Zhao. 2025. [Treble counterfactual VLMs: A causal approach to hallucination](#). In *Findings of the Association for Computational Linguistics: EMNLP 2025*, pages 18423–18434, Suzhou, China. Association for Computational Linguistics.
- Yifan Li, Yifan Du, Kun Zhou, Jinpeng Wang, Xin Zhao, and Ji-Rong Wen. 2023. [Evaluating object hallucination in large vision-language models](#). In *Proceedings of the 2023 Conference on Empirical Methods in Natural Language Processing*, pages 292–305, Singapore. Association for Computational Linguistics.
- Tsung-Yi Lin, Michael Maire, Serge Belongie, James Hays, Pietro Perona, Deva Ramanan, Piotr Dollár, and C. Lawrence Zitnick. 2014. Microsoft coco: Common objects in context. In *Computer Vision – ECCV 2014*, pages 740–755, Cham. Springer International Publishing.
- Hanchao Liu, Wenyuan Xue, Yifei Chen, Dapeng Chen, Xiutian Zhao, Ke Wang, Liping Hou, Rongjun Li, and Wei Peng. 2024. A survey on hallucination in large vision-language models. *arXiv preprint arXiv:2402.00253*.
- Jiazhen Liu, Yuhan Fu, Ruobing Xie, Runquan Xie, Xingwu Sun, Fengzong Lian, Zhanhui Kang, and Xirong Li. 2025. Phd: A chatgpt-prompted visual hallucination evaluation dataset. In *CVPR*.
- Holy Lovenia, Wenliang Dai, Samuel Cahyawijaya, Ziwei Ji, and Pascale Fung. 2024. [Negative object presence evaluation \(NOPE\) to measure object hallucination in vision-language models](#). In *Proceedings of the 3rd Workshop on Advances in Language and Vision Research (ALVR)*, pages 37–58, Bangkok, Thailand. Association for Computational Linguistics.
- Han Qiu, Jiaxing Huang, Peng Gao, Qin Qi, Xiaojin Zhang, Ling Shao, and Shijian Lu. 2024. [Longhalqa: Long-context hallucination evaluation for multimodal large language models](#). *Preprint*, arXiv:2410.09962.
- Anna Rohrbach, Lisa Anne Hendricks, Kaylee Burns, Trevor Darrell, and Kate Saenko. 2018. [Object hallucination in image captioning](#). In *Proceedings of the 2018 Conference on Empirical Methods in Natural Language Processing*, pages 4035–4045, Brussels, Belgium. Association for Computational Linguistics.
- David Romero, Chenyang Lyu, Haryo Akbarianto Wibowo, Teresa Lynn, Injy Hamed, Aditya Nanda Kishore, Aishik Mandal, Alina Dragonetti, Artem Abzaliev, Atnafu Lambebo Tonja, Bontu Fufa Balcha, Chenxi Whitehouse, Christian Salamea, Dan John Velasco, David Ifeoluwa Adelani, David Le Meur, Emilio Villa-Cueva, Fajri Koto, Fauzan Farooqui, and 57 others. 2024. [Cvqa: Culturally-diverse multilingual visual question answering benchmark](#). In *Advances in Neural Information Processing Systems*, volume 37, pages 11479–11505. Curran Associates, Inc.
- Gemma Team, Aishwarya Kamath, Johan Ferret, Shreya Pathak, Nino Vieillard, Ramona Merhej, Sarah Perrin, Tatiana Matejovicova, Alexandre Ramé, Morgane Rivière, and 1 others. 2025a. Gemma 3 technical report. *arXiv preprint arXiv:2503.19786*.
- Gemma Team, Aishwarya Kamath, Johan Ferret, Shreya Pathak, Nino Vieillard, Ramona Merhej, Sarah Perrin, Tatiana Matejovicova, Alexandre Ramé, Morgane Rivière, Louis Rouillard, Thomas Mesnard, Geoffrey Cideron, Jean bastien Grill, Sabela Ramos, Edouard Yvinec, Michelle Casbon, Etienne Pot, Ivo Penchev, and 197 others. 2025b. [Gemma 3 technical report](#). *Preprint*, arXiv:2503.19786.

- Yahan Tu, Rui Hu, and Jitao Sang. 2025. Ode: Open-set evaluation of hallucinations in multimodal large language models. In *Proceedings of the IEEE/CVF Conference on Computer Vision and Pattern Recognition (CVPR)*, pages 19836–19845.
- Andrés Villa, Juan León, Alvaro Soto, and Bernard Ghanem. 2025. Behind the magic, merlim: Multi-modal evaluation benchmark for large image-language models. In *Proceedings of the IEEE/CVF Conference on Computer Vision and Pattern Recognition (CVPR) Workshops*, pages 492–502.
- Junyang Wang, Yuhang Wang, Guohai Xu, Jing Zhang, Yukai Gu, Haitao Jia, Jiaqi Wang, Haiyang Xu, Ming Yan, Ji Zhang, and Jitao Sang. 2024. [Amber: An llm-free multi-dimensional benchmark for mllms hallucination evaluation](#). *Preprint*, arXiv:2311.07397.
- Lei Wang, Jiabang He, Shenshen Li, Ning Liu, and Ee-Peng Lim. 2023. [Mitigating fine-grained hallucination by fine-tuning large vision-language models with caption rewrites](#). *Preprint*, arXiv:2312.01701.
- Jason Wei, Xuezhi Wang, Dale Schuurmans, Maarten Bosma, Brian Ichter, Fei Xia, Ed H. Chi, Quoc V. Le, and Denny Zhou. 2022. Chain-of-thought prompting elicits reasoning in large language models. In *Proceedings of the 36th International Conference on Neural Information Processing Systems, NIPS '22*, Red Hook, NY, USA. Curran Associates Inc.
- Mingrui Wu, Jiayi Ji, Oucheng Huang, Jiale Li, Yuhang Wu, Xiaoshuai Sun, and Rongrong Ji. 2024a. Evaluating and analyzing relationship hallucinations in large vision-language models. In *Proceedings of the 41st International Conference on Machine Learning, ICML'24*. JMLR.org.
- Xiyang Wu, Tianrui Guan, Dianqi Li, Shuaiyi Huang, Xiaoyu Liu, Xijun Wang, Ruiqi Xian, Abhinav Shrivastava, Furong Huang, Jordan Lee Boyd-Graber, Tianyi Zhou, and Dinesh Manocha. 2024b. [AutoHallusion: Automatic generation of hallucination benchmarks for vision-language models](#). In *Findings of the Association for Computational Linguistics: EMNLP 2024*, pages 8395–8419, Miami, Florida, USA. Association for Computational Linguistics.
- Bohan Zhai, Shijia Yang, Chenfeng Xu, Sheng Shen, Kurt Keutzer, Chunyuan Li, and Manling Li. 2024. [Halle-control: Controlling object hallucination in large multimodal models](#). *Preprint*, arXiv:2310.01779.

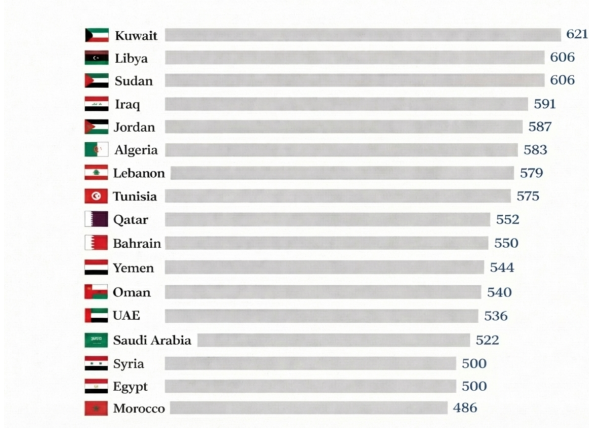


Figure 5: **Country coverage in M²CQA.** Distribution of visually grounded samples across 17 MENA countries (total: 9,990).

A Appendix

A.1 Taxonomy

To summarize the semantic coverage of M²CQA, we organize examples into a lightweight taxonomy (Table 2). The taxonomy provides an easy-to-read overview of the dataset and supports category-wise analysis of model behavior. It includes 12 top-level categories spanning built environments and landmarks, food and culinary culture, clothing and material culture, religion and national identity, everyday activities, transport and mobility, and environment/ecology, reflecting common visual themes in MENA imagery.

M²CQA includes images collected from 17 countries across the MENA region. Figure 5 shows the proportion of visually grounded samples per country. In this work, we report results aggregated across countries, but the dataset enables future country-level analyses of model behavior.

A.2 Counterfactual Curation from MCQs

To curate counterfactual statements for M²CQA, we adopt a two-stage annotation pipeline based on multiple-choice questions (MCQs). MCQs are used solely to enumerate culturally plausible interpretations of an image and are not used directly for model evaluation.

Stage 1: Multiple-Choice Question Generation:

For each image, we generate a single multiple-choice question (MCQ) consisting of exactly three answer options. One option corresponds to an interpretation that is visually supported by observable evidence in the image, while the remaining options are intended to be culturally plausible alternatives

that are not supported by the visual content. The MCQ generation procedure is designed to emphasize reliance on image evidence and to reduce the influence of trivial or language-only cues. Answer options are written in a parallel and natural form, with distractors chosen to be plausible in isolation, such that identifying the correct option without access to the image is discouraged rather than guaranteed.

Stage 2: Contrastive Statement Construction:

Each MCQ is subsequently converted into a contrastive set of declarative statements. The correct MCQ option is rewritten as a standalone true statement (Q^+), while the two incorrect options are rewritten as false but culturally plausible counterfactual statements (Q^-). All statements are formulated as declarative sentences referring to the image and preserve the semantic content of their corresponding MCQ options, while removing explicit question structure. The resulting statements are constructed to be minimally contrastive, typically differing along fine-grained visual or cultural dimensions such as landmark identity, garment type, architectural feature, event category, or national association. Consistent with this contrastive design, explicit negation is avoided, and counterfactual statements are derived without introducing additional entities or relying on external knowledge beyond what is implied by the original MCQ options.

MCQ curation Prompt: We use the following system prompt in the first stage of dataset curation to generate multiple-choice questions (MCQs). These MCQs serve as an intermediate annotation scaffold and are not used directly for evaluation.

You are an AI assistant specializing in Visual Question Answering (VQA). Your task is to analyze the given image and generate a high-quality multiple-choice question (MCQ) for benchmarking and training large language models (LLMs).

Follow these guidelines carefully:

1. Question Type:
 - Generate exactly one multiple-choice question per image.
 - The question must have three plausible answer options.
 - Exactly one option must be correct and visually supported by the image.
 - The remaining options must be plausible but not supported by the image.

Category	Subcategories
1. Built Environment & Architecture	Modern landmarks; residential buildings; public spaces; historical/archaeological sites; government buildings; interior design; healthcare buildings; transport infrastructure; bridges; religious architecture.
2. Food & Culinary Culture	Prepared dishes; ingredients & herbs; beverages; tableware; food textures & garnish.
3. Clothing, Textiles & Appearance	Fabric materials; modern apparel; accessories; traditional/cultural clothing; patterns & motifs.
4. Objects, Artifacts & Material Culture	Materials; household objects; decorative crafts; technology devices; jewelry; furniture; machinery/tools; signage; religious objects.
5. Nature, Animals & Ecology	Animals; plants/vegetation; landscapes; water features; climate indicators.
6. Activities, Sports & Human Action	Competitive sports; motorsports; recreational activities; labor/work actions; festivals/performances; marketplace activities.
7. Religion, Culture & National Identity	Religious buildings; weddings; cultural celebrations; fashion events; political events; national symbols.
8. Transport & Mobility	Road transport; rail transport; air transport; water transport; animal-based transport.
9. People & Occupations	Everyday people; healthcare workers; manual laborers; performers; transport operators; athletes; religious/cultural participants.
10. Environment, Climate & Geography	Beaches/coasts; deserts/rocky terrains; forests; urban outdoors; disaster zones; rural countryside; lighting/weather conditions.
11. Arts, Entertainment & Media	Performing arts; film/media; amusement/festival structures; gaming/esports; fine arts/sculpture; museum/exhibition spaces; manuscripts/texts.
12. Commerce, Markets & Economic Life	Local markets; shopping centers; local goods; tourism commerce; restaurants/café's; fairs/bazaars.

Table 2: Hierarchical taxonomy of semantic categories for M²CQA / ArabicMENA multimodal dataset.

- English.
2. Semantic Focus:
 - Use the following semantic labels to guide question construction. Match the image content to the most relevant labels:
 - * Location and Place Identification
 - * Scene Interpretation and Context
 - * Architectural Features and Functions
 - * Cultural Significance and Heritage
 - * Traditional Clothing and Attire
 - * Tourism and Cultural Activities
 - * Event and Activity Type
 - * Objects, Animals, and Food Recognition
 - * National Symbols and Identity
 - * Visual Attributes
 - * Recreational Activities and Facilities
 3. Cognitive Focus:
 - Ensure that the question requires visual grounding in the image.
 - Assign a label indicating the cognitive focus:
 - * knowledge-based
 - * common sense-based
 4. Language:
 - The question and answer options must be written in native-sounding
 5. Question Quality:
 - Ensure the question is natural, conversational, and human-like.
 - Avoid trivial or language-only cues that would reveal the correct answer without access to the image.
 - Answer options should be written in a parallel and natural form.
 6. Answer Quality:
 - The correct answer must be factually supported by the image.
 - Incorrect options must remain plausible in isolation.
 7. Cultural Sensitivity:
 - Avoid stereotypes or cultural misrepresentations.
 - Ensure cultural references are accurate and specific to the image.
 8. Context Utilization:
 - Use the provided image description, category, and subcategory to enrich question construction without making the answer obvious.
 9. Reasoning:
 - Provide a short rationale (under 100 words) explaining why the correct option is supported by the image and why the alternatives

```

are not.

Output Format (JSON):
{
  "multiple-choice": {
    "question_en": "...",
    "options_en": ["...", "...", "..."],
    "correct_answer_en": "...",
    "rationale": "...",
    "cognitive_focus": "...",
    "semantic_focus": ["...", "..."]
  }
}

```

Counterfactual Curation Prompt: We use the following system prompt to convert each multiple-choice question (MCQ) into a contrastive true/false format. This prompt performs only a deterministic conversion of MCQ answer options into declarative statements and does not introduce new content.

You are an AI assistant.

Your task is to convert a filtered multiple-choice question (MCQ) into a set of declarative true and false statements.

Input:

- One multiple-choice question (MCQ)
- Three answer options
- The correct answer

Instructions:

1. Rewrite each answer option as a standalone declarative statement referring to the image.
2. From this conversion, produce:
 - One TRUE statement (Q+), derived from the correct answer option.
 - Two FALSE statements (Q-), derived from the incorrect answer options
3. Preserve the semantic content of each answer option.
4. Remove explicit question structure.
5. Do not introduce new entities or additional information.

Output Format (JSON):

```

{
  "Q_plus": "...",
  "Q_minus": ["...", "..."]
}

```

A.3 Prompting Strategies

We evaluated models using three fixed prompt templates (Table 3) that differ in the timing and structure of reasoning relative to the final decision. **Prompt A (True or False)** requires the model to directly predict whether a statement is true or false with respect to the image, without providing any



Figure 6: Example image used to illustrate the prompt templates in Table 3.

justification. **Prompt B (Answer then Reason)** requires the model to first commit to a binary decision and then provide supporting evidence grounded in the image. **Prompt C (Reasoning First)** reverses this order by eliciting explicit reasoning steps prior to the final true/false decision. Each prompt is instantiated in four language variants: English (EN), Modern Standard Arabic (MSA), Levantine Arabic (AJP), and Egyptian Arabic (ARZ), using semantically equivalent instructions and strictly enforced output formats to ensure consistent parsing across models and languages. For all settings, only the final binary decision is used for scoring; any output that does not match the required format is treated as incorrect. This controlled prompting setup allows us to isolate the effect of reasoning order and linguistic variation on counterfactual hallucination behavior.

A.4 Qualitative Analysis of Reasoning-First Prompting

Table 4 provides qualitative examples that illustrate the mechanisms underlying the quantitative trends reported in RQ4. In all three cases, the model produces the ground-truth judgment under *Prompt B (Answer then Reason)*, but reverses its decision under *Prompt C (Reasoning First)*, despite correctly perceiving the relevant visual evidence in both settings. These examples highlight how eliciting reasoning prior to commitment can introduce additional constraints that are not required by the task and are not supported by the image.

In the **doll example**, the model under Prompt C correctly identifies the presence of a metallic pitcher and an orange-colored component, but subsequently reframes the task by imposing a stricter semantic interpretation of object individuation. By reasoning that the orange element is attached to the

EN	MSA	AJP	ARZ
<p>A Your task is to decide whether the following statement is True or False. Please respond exactly in the format of 'The final answer is: <True/False>'. Statement: The most prominent feature of the mosque in the image is a tall minaret Answer: False</p>	<p>مهمتك هي تحديد ما إذا كانت العبارة التالية صحيحة أم خاطئة. يُرجى الإجابة بصيغة 'الإجابة النهائية هي: <صحيح/خطأ>'. العبارة: الميزة الأهم في المسجد في الصورة هي مئذنة طويلة الجواب: خطأ</p>	<p>مهمتك هي تحديد ما إذا كانت العبارة التالية صحيحة أم خاطئة. يُرجى الإجابة بصيغة 'الإجابة النهائية هي: <صحيح/خطأ>'. العبارة: هالمسجد اللي بالصورة فيه مئذنة طويلة الجواب: غلط</p>	<p>مهمتك هي تحديد ما إذا كانت العبارة التالية صحيحة أم خاطئة. يُرجى الإجابة بصيغة 'الإجابة النهائية هي: <صحيح/خطأ>'. العبارة: المئذنة الطويلة هي أكثر حاجة باينة في الجامع اللي في الصورة الجواب: غلط</p>
<p>B Your task is to decide whether the following statement is True or False, and then provide a justification. Please respond exactly in the format of 'The final answer is: <True/False>. Evidence: <your evidence>'. Statement: The most prominent feature of the mosque in the image is a tall minaret Answer: False</p>	<p>مهمتك هي تحديد ما إذا كانت العبارة التالية صحيحة أم خاطئة، ثم تقديم مبرر لقرارك. يُرجى الإجابة بصيغة 'الإجابة النهائية هي: <صحيح/خطأ>. الدليل: <دليلك>'. العبارة: الميزة الأهم في المسجد في الصورة هي مئذنة طويلة الجواب: خطأ</p>	<p>مهمتك هي تحديد ما إذا كانت العبارة التالية صحيحة أم خاطئة، ثم تقديم مبرر لقرارك. يُرجى الإجابة بصيغة 'الإجابة النهائية هي: <صحيح/خطأ>. الدليل: <دليلك>'. العبارة: هالمسجد اللي بالصورة فيه مئذنة طويلة الجواب: غلط</p>	<p>مهمتك هي تحديد ما إذا كانت العبارة التالية صحيحة أم خاطئة، ثم تقديم مبرر لقرارك. يُرجى الإجابة بصيغة 'الإجابة النهائية هي: <صحيح/خطأ>. الدليل: <دليلك>'. العبارة: المئذنة الطويلة هي أكثر حاجة باينة في الجامع اللي في الصورة الجواب: غلط</p>
<p>C Your task is to decide whether the following statement is True or False. Please think about the statement and provide your thinking steps. Please respond exactly in the format of 'Thinking Steps: <thinking_steps>'. The final answer is <True/-False>'. Statement: The most prominent feature of the mosque in the image is a tall minaret Answer: False</p>	<p>مهمتك هي تحديد ما إذا كانت العبارة التالية صحيحة أم خاطئة. يرجى التفكير في العبارة وتقديم خطوات تفكيرك. يُرجى الإجابة بصيغة 'خطوات التفكير: <خطوات_التفكير>'. الإجابة النهائية هي <صحيح/خطأ>'. العبارة: الميزة الأهم في المسجد في الصورة هي مئذنة طويلة الجواب: خطأ</p>	<p>مهمتك هي تحديد ما إذا كانت العبارة التالية صحيحة أم خاطئة. يرجى التفكير في العبارة وتقديم خطوات تفكيرك. يُرجى الإجابة بصيغة 'خطوات التفكير: <خطوات_التفكير>'. الإجابة النهائية هي <صحيح/خطأ>'. العبارة: هالمسجد اللي بالصورة فيه مئذنة طويلة الجواب: غلط</p>	<p>مهمتك هي تحديد ما إذا كانت العبارة التالية صحيحة أم خاطئة. يرجى التفكير في العبارة وتقديم خطوات تفكيرك. يُرجى الإجابة بصيغة 'خطوات التفكير: <خطوات_التفكير>'. الإجابة النهائية هي <صحيح/خطأ>'. العبارة: المئذنة الطويلة هي أكثر حاجة باينة في الجامع اللي في الصورة الجواب: غلط</p>

Table 3: Prompt templates with ground-truth answers in English and Arabic variants, shown using the example image in Figure 6.

metallic pitcher and therefore does not constitute a separate object, the model rejects the statement despite its visual correctness. This failure does not arise from misperception, but from an unnecessary decomposition of the scene introduced during reasoning.

In the **biryani example**, the model under Prompt C accurately recognizes star anise in the image, yet overrides this visual evidence by appealing to background knowledge about regional cuisine. The model reframes the statement as a claim about culinary typicality rather than visual presence, leading it to reject an otherwise correct answer. This illustrates how reasoning-first prompting can encourage the model to privilege general world knowledge over image-grounded evidence.

In the **lantern example**, the model under Prompt C acknowledges the presence of colorful hanging lanterns, but shifts the decision criterion from visual salience to architectural dominance. By reinterpreting most prominent in terms of structural surface area rather than visual emphasis, the model again introduces an additional constraint that is not specified by the question, resulting in a counterfactual rejection.

Across all three examples, a common pattern emerges: reasoning-first prompting encourages the model to explore alternative interpretations and to refine the decision criterion beyond what the task requires. While such reasoning is internally coherent, it is not anchored to the evaluation objective, and it often leads to the rejection of visually sup-

ported statements. In contrast, committing to an answer prior to justification appears to anchor the models decision to image-grounded evidence, with subsequent reasoning serving primarily to rationalize rather than reinterpret the judgment.

These qualitative findings support the quantitative results in RQ4, demonstrating that the timing of evidence elicitation plays a critical role in counterfactual hallucination. Reasoning is beneficial only when it follows an initial commitment; when elicited beforehand, it can systematically amplify semantic over-interpretation and reliance on cultural or conceptual priors at the expense of visual grounding.

A.5 Effect of Scaling on Hallucination

In the main paper (Figure 4), we showed that counterfactual hallucination generally decreases as model size increases under the direct true/false setting (Prompt A), with Qwen3-VL benefiting more from scaling than Gemma-3-VL, particularly in Arabic. Figures 7 in the appendix show the corresponding results for Prompt B (Answer then Reason) and Prompt C (Reasoning First).

Across both prompts, we observe the same overall pattern: larger models tend to hallucinate less, scaling effects are stronger in MSA and dialectal Arabic than in English, and Qwen3-VL shows more consistent gains from increased model size than Gemma-3-VL. While Prompt C leads to higher hallucination rates overall, especially for smaller models, scaling still results in clear reductions in CFHR. Together, these results show that the scaling trends reported in the main paper hold across different prompting and reasoning setups.

In Figures 8, we report scaling results separately for Egyptian (AJP) and Levantine (ARZ) Arabic under Prompts A–C. Across all prompts, counterfactual hallucination generally decreases with model size in both dialects, with stronger and more consistent gains for Qwen3-VL than for Gemma-3-VL. For Qwen, CFHR drops steadily as scale increases and the gap between AJP and ARZ narrows at larger sizes, indicating improved robustness to dialectal variation. In contrast, Gemma-3-VL shows persistently higher CFHR with limited scaling benefits and near-identical behavior across the two dialects. Prompt B consistently reduces hallucination relative to Prompt A, while Prompt C increases CFHR at smaller scales, though scaling still yields clear improvements. Overall, these results confirm that the scaling trends reported in the

main paper for averaged dialects also hold at the level of individual Arabic dialects.

A.6 Sample Images

Figures 9 and 10 show representative samples from the M²CQA dataset, illustrating the breadth of visual content and the contrastive question design used throughout the benchmark. Each image is paired with one visually grounded true statement (Q^+) and two culturally plausible but visually unsupported counterfactual statements (Q^-), presented in both English and Modern Standard Arabic (MSA).

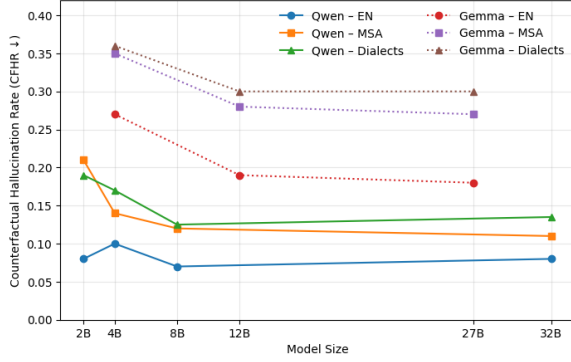
The examples span a wide range of everyday and culturally salient scenes, including objects, people, architecture, public spaces, religious artifacts, landmarks, marketplaces, and festive settings commonly encountered in the MENA region. Counterfactual questions are designed to be semantically and culturally reasonable while remaining verifiably incorrect given the visual evidence.

These sample images illustrate the central challenge targeted by M²CQA: distinguishing visually grounded interpretations from culturally familiar but unsupported alternatives. They highlight why accurate visual grounding is necessary to avoid hallucinations driven by strong cultural or contextual priors, motivating the evaluation framework introduced in the main body.

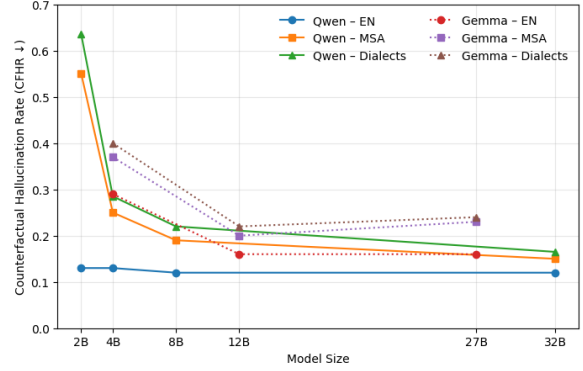
A.7 Human Verification

Figure 11 shows the annotation interface used for human verification in our image-based QA task. Annotators are presented with a single image and a small set of associated question–answer (Q/A) pairs derived from that image. Each Q/A pair is evaluated independently along two annotation dimensions. First, annotators label **Q/A correctness**, indicating whether the provided answer is supported by clearly observable visual evidence in the image (*Correct*, *Incorrect*, or *Unsure*). Second, annotators indicate whether answering the question requires access to the image (*Needs Image: Yes*, *No*, or *Unsure*). These two labels are explicitly independent: a Q/A pair may be visually grounded yet incorrect, or correct but answerable without access to the image.

Annotators are instructed to mark answers as *Incorrect* whenever visual evidence is absent, contradictory, irrelevant to the image, or requires external knowledge not directly inferable from the image alone. The *Unsure* label is reserved strictly



(a) Prompt B (Answer then Reason)



(b) Prompt C (Reasoning First)

Figure 7: **Scaling and counterfactual hallucination across prompting strategies.** Counterfactual Hallucination Rate (CFHR; lower is better) as a function of model size for Qwen3-VL (solid) and Gemma-3-VL (dotted), evaluated in English (EN), Modern Standard Arabic (MSA), and dialectal Arabic (Dialects; average of Egyptian and Levantine). Prompt B requires models to answer before providing justification, while Prompt C elicits reasoning prior to the final answer.

for cases of genuine visual ambiguity (e.g., severe blur, occlusion, or insufficient resolution), and is discouraged when the image clearly fails to support the claim. The example shown in Figure 11 illustrates a visually grounded true statement (Q^+) alongside visually checkable but incorrect counterfactual statements (Q^-). This interface design supports fine-grained quality control by distinguishing failures of visual grounding from annotation uncertainty, while ensuring that counterfactual statements remain plausible yet verifiably unsupported by the image.

We annotated a small subset of the dataset consisting of 1321 samples for human verification. Due to budget constraints, each item was annotated by two annotators. Annotators were hired through a third-party provider and compensated at the standard hourly rate for their location. All annotators were professionals fluent in both Arabic and English and held at least a bachelor’s degree. Each annotator signed a non-disclosure agreement (NDA) specifying all permitted uses of the data.

To quantify inter-annotator reliability, we compute agreement using **Gwets AC1** (Gwet, 2008) for nominal categories. AC1 provides a stable chance-corrected estimate under conditions of high agreement and skewed label distributions and is less sensitive to prevalence effects than commonly used alternatives such as Cohens κ or Krippendorffs α . Agreement is computed separately for each annotation task and question type.

Table 6 reports inter-annotator agreement for both annotation dimensions. Agreement for Needs

Image is consistently high across all questions ($AC1 \approx 0.99$), indicating reliable identification of whether a question requires visual grounding. Agreement for Q–Correctness is lower but consistent (average $AC1 = 0.56$), reflecting the finer-grained visual judgments involved and the presence of genuine visual ambiguity. Modest variation is observed across questions, with Q1 exhibiting the highest correctness agreement and Q3 the lowest.

A.8 Translation Quality

We assess translation quality using a combination of automatic and human evaluation to ensure that both Modern Standard Arabic (MSA) and dialectal Arabic variants are suitable for use in our multilingual and multimodal experiments.

A.8.1 Automatic Evaluation

As part of the data construction pipeline, Modern Standard Arabic (MSA) variants are produced using an in-house English-to-MSA translation system, while dialectal Arabic variants are generated via direct English-to-dialect translation using GPT-4.1. To assess the quality of dialectal translations, we conduct automatic evaluations using BLEU on standard dialectal test sets.

Table 7 reports BLEU scores for direct English-to-dialect translation across Levantine and Egyptian Arabic. Performance varies across test sets, reflecting known differences in domain, orthographic conventions, and the inherent difficulty of dialectal Arabic translation. While BLEU scores are modest, they are consistent with prior observations in the literature and indicate that GPT-4.1 produces trans-

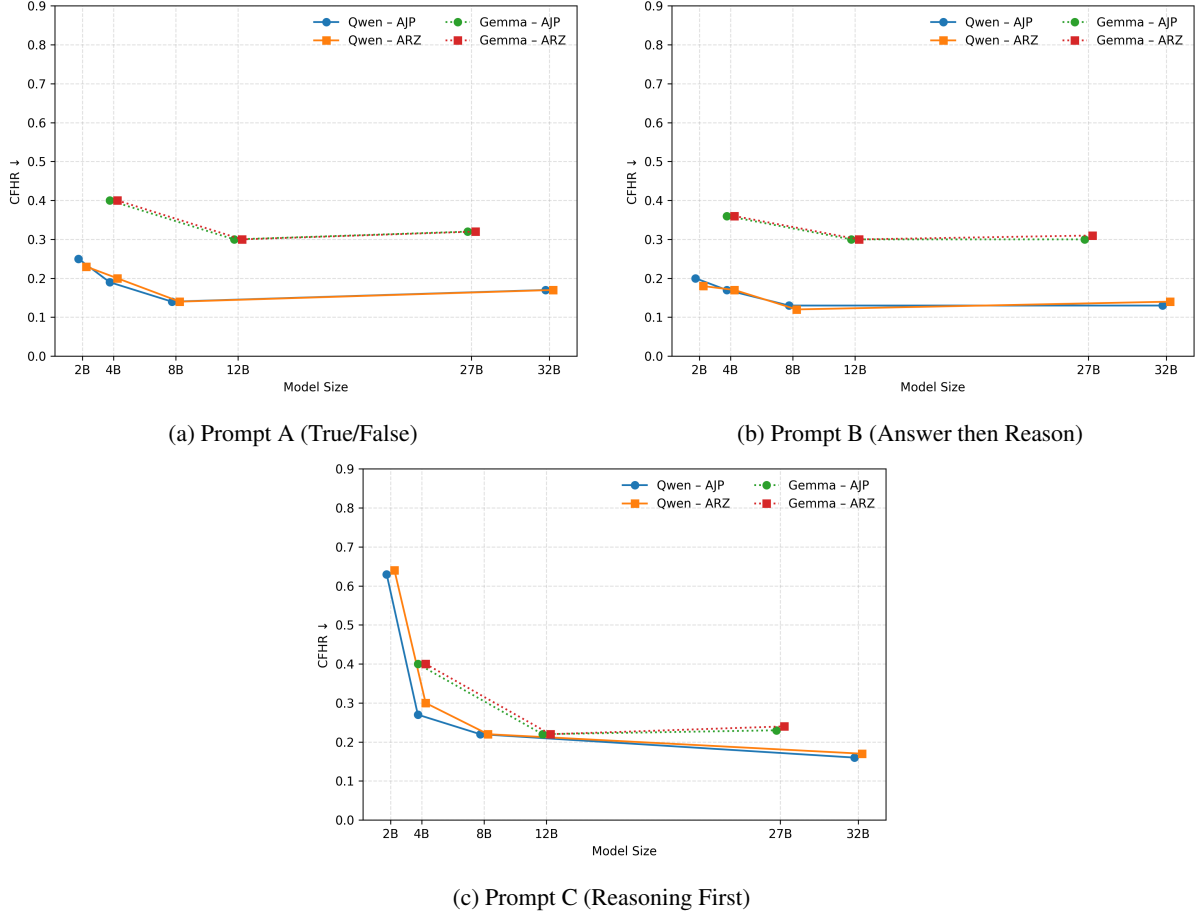


Figure 8: **Dialectal scaling of counterfactual hallucination.** CounterFactual Hallucination Rate (CFHR; lower is better) as a function of model size for Qwen3-VL (solid) and Gemma-3 (dotted), evaluated separately in Levantine Arabic (AJP) and Egyptian Arabic (ARZ).

lations of sufficient quality for downstream use in our evaluation pipeline.

A.8.2 Human Evaluation

To complement automatic metrics, we conduct a targeted human evaluation to directly assess translation adequacy and fluency in the context of our task. We randomly sample 100 multiple-choice questions per language variant and ask native or fluent Arabic speakers to rate the quality of translated questions on a 6-point scale ranging from 0 (completely incorrect or unusable) to 5 (excellent, accurate, and natural). We focus our primary analysis on translated questions rather than answer options, as questions are longer and structurally more complex, making them a more conservative and informative measure of translation quality.

Table 8 summarizes the results. Translations across all varieties achieve high average scores, with mean ratings of 4.66 for MSA, 4.41 for Egyptian Arabic, and 4.36 for Levantine Arabic. More

than 87% of translations in all varieties are rated as Good or Excellent (4), and fewer than 2% are rated below Fair (2). These results indicate that translation errors are rare and unlikely to meaningfully affect downstream evaluation.

B Data Release

The dataset⁴ will be released under the CC BY-NC-SA 4.0 – Creative Commons Attribution 4.0 International License: <https://creativecommons.org/licenses/by-nc-sa/4.0/>.

⁴anonymous.com



(a)

EN:
Q⁺ The clothing shown in the image is an abaya.
Q⁻ The clothing shown in the image is a kimono.
Q⁻ The clothing shown in the image is a sari.
MSA:
Q⁺ الملابس الظاهرة في الصورة هي عباءة.
Q⁻ الملابس الظاهرة في الصورة هي كيمونو.
Q⁻ الملابس الظاهرة في الصورة هي ساري.



(b)

EN:
Q⁺ The jets' smoke represents the colors of the national flag.
Q⁻ ... the colors of a sports team.
Q⁻ ... the colors of an event logo.
MSA:
Q⁺ الدخان المنبعث من الطائرات في هذه الصورة يمثل ألوان العلم الوطني.
Q⁻ الدخان المنبعث من الطائرات يمثل ألوان فريق رياضي.
Q⁻ الدخان المنبعث من الطائرات يمثل ألوان شعار فعالية.



(c)

EN:
Q⁺ The prominent architectural feature is a minaret.
Q⁻ ... is a dome.
Q⁻ ... is an archway.
MSA:
Q⁺ العنصر المعماري البارز في الصورة هو مئذنة.
Q⁻ العنصر المعماري البارز في الصورة هو قبة.
Q⁻ العنصر المعماري البارز في الصورة هو قوس.



(d)

EN:
Q⁺ The historical city is Saida.
Q⁻ ... Beirut.
Q⁻ ... Tripoli.
MSA:
Q⁺ المدينة التاريخية الظاهرة في هذه البطاقة البريدية القديمة هي صيدا.
Q⁻ المدينة التاريخية الظاهرة هي بيروت.
Q⁻ المدينة التاريخية الظاهرة هي طرابلس.




(e)

EN:
Q⁺ The activity is a traditional musical performance.
Q⁻ ... a religious ceremony.
Q⁻ ... preparation for a sports event.
MSA:
Q⁺ النشاط الظاهر في الصورة هو عرض موسيقي تقليدي.
Q⁻ النشاط الظاهر في الصورة هو مراسم دينية.
Q⁻ النشاط الظاهر في الصورة هو تحضير لحدث رياضي.



(f)

EN:
Q⁺ The stadium is Al Bayt Stadium.
Q⁻ ... Khalifa International Stadium.
Q⁻ ... Lusail Iconic Stadium.
MSA:
Q⁺ الملعب الظاهر في الصورة هو ملعب البيت.
Q⁻ الملعب الظاهر هو ملعب خليفة الدولي.
Q⁻ الملعب الظاهر هو ملعب لوسيل الأيقوني.



(g)

EN:
Q⁺ The space is a banquet hall.
Q⁻ ... a mosque.
Q⁻ ... a library.
MSA:
Q⁺ هذا المكان مُصمَّم ليكون قاعة مناسبات رسمية.
Q⁻ هذا المكان مُصمَّم ليكون مسجداً للصلاة.
Q⁻ هذا المكان مُصمَّم ليكون مكتبة للدراسة.



(h)

EN:
Q⁺ The garment is a Thobe.
Q⁻ ... a Sari.
Q⁻ ... a Kimono.
MSA:
Q⁺ الزي التقليدي الظاهر في الصورة يُسمى ثوباً.
Q⁻ الزي التقليدي الظاهر يُسمى ساريّاً.
Q⁻ الزي التقليدي الظاهر يُسمى كيمونو.

Figure 9: Sample images from the dataset with English and Modern Standard Arabic (MSA) captions.




Image, Question & Ground Truth	Model Response (Prompt B)	Model Response (Prompt C)
 <p>Question: True or False: The doll appears to be holding a metallic pitcher and an orange item in its hands.</p> <p>Ground Truth: True</p>	<p>The final answer is: True.</p> <p>Evidence: The doll is visibly holding a metallic pitcher, identifiable by its shiny, silver-colored surface and spout, in one hand, and an orange-colored item, which appears to be a knitted or crocheted object, in the other hand. Both items are clearly visible and held by the dolls hands.</p>	<p>Reasoning: The image shows a doll dressed in traditional attire, including a red garment and a black veil the doll is holding an object in its right hand that has a metallic, shiny appearance and a shape consistent with a small pitcher or jug additionally, the object has an orange-colored top or handle, which could be interpreted as an "orange item" the object appears to be a single item with both metallic and orange components, possibly a decorative or symbolic object rather than two separate items however, the statement says "a metallic pitcher and an orange item," which implies two distinct objects given that the orange part appears to be attached to the metallic pitcher (possibly a handle or lid), it is more accurate to describe it as one object with two features rather than two separate items therefore, the statement is misleading or inaccurate in implying two separate items.</p> <p>The final answer is: False.</p>
 <p>Question: Star anise is commonly used in Middle Eastern cuisine and is visible in the chicken biryani shown in the image. True or False?</p> <p>Ground Truth: True</p>	<p>The final answer is: True.</p> <p>Evidence: Star anise is a common spice in Middle Eastern and South Asian cuisines, often used in rice dishes like biryani for its distinctive licorice-like flavor. In the image, star anise pods are clearly visible among the rice and chicken in the central dish, confirming its presence in the chicken biryani.</p>	<p>Reasoning: The image shows a dish of chicken biryani, which is a rice dish commonly associated with South Asian cuisine, particularly Indian and Pakistani cooking. Star anise is a spice that is indeed used in some Middle Eastern dishes, but it is more prominently featured in South Asian and East Asian cuisines. In the image, star anise is visible as whole pods placed on top of the biryani, which is consistent with its use in biryani recipes. However, the statement claims that star anise is "commonly used in Middle Eastern cuisine," which is not entirely accurate. While star anise may appear in some Middle Eastern dishes, it is not a staple or commonly used spice in the region compared to its prevalence in South Asian cooking. Therefore, the statement is misleading due to the incorrect generalization about Middle Eastern cuisine.</p> <p>The final answer is: False.</p>
 <p>Question: The most prominent decorative element in the ceiling area of this heritage building is colorful hanging lanterns. True or False?</p> <p>Ground Truth: True</p>	<p>The final answer is: True.</p> <p>Evidence: The ceiling area of the building is adorned with numerous colorful hanging lanterns in various shapes and patterns, including red, yellow, blue, and floral designs, which are prominently displayed along the length of the ceiling and are the most visually striking decorative feature compared to the patterned wooden beams and other architectural elements.</p>	<p>Reasoning: The image shows an interior space with a high ceiling featuring a richly decorated wooden structure with red and gold patterns. While there are colorful hanging lanterns suspended from the ceiling, they are not the most prominent decorative element. The ceiling itself is adorned with intricate geometric and lattice patterns in red, gold, and dark wood, which cover a large surface area and dominate the visual field. The lanterns, though vibrant and numerous, are smaller in scale and distributed along the length of the ceiling, whereas the ceilings architectural design and patterns are more extensive and visually dominant. Therefore, the most prominent decorative element is the ceilings ornate wooden design, not the lanterns.</p> <p>The final answer is: False.</p>

Table 4: Qualitative comparison of model outputs for Prompt B (*Answer then Reason*) and Prompt C (*Reasoning First*).



(a)



(b)



(c)



(d)

EN:
 Q^+ The famous landmark depicted in this image is the Qasr Al Watan Palace.
 Q^- ... is the Sheikh Zayed Grand Mosque.
 Q^- ... is the Taj Mahal.
MSA:
 Q^+ المعلم الشهير الظاهر في هذه الصورة هو قصر الوطن.
 Q^- المعلم الشهير الظاهر في هذه الصورة هو مسجد الشيخ زايد الكبير.
 Q^- المعلم الشهير الظاهر في هذه الصورة هو تاج محل.


EN:
 Q^+ A Quran book is not present in the image.
 Q^- A prayer mat with geometric patterns is not present in the image.
 Q^- A black tasbeeh (prayer beads) is not present in the image.
MSA:
 Q^+ لا يوجد مصحف في الصورة.
 Q^- لا توجد سجادة ذات نقوش هندسية في الصورة.
 Q^- لا توجد سبحة سوداء (خرز الصلاة) في الصورة.

EN:
 Q^+ The curved stick held by the man is part of a traditional dance or ritual.
 Q^- ... is for herding animals.
 Q^- ... is a tool for farming.
MSA:
 Q^+ العصا المنحنية التي يمسكها الرجل هي جزء من رقصة أو طقس تقليدي.
 Q^- العصا المنحنية التي يمسكها الرجل مخصصة لرعي الحيوانات.
 Q^- العصا المنحنية التي يمسكها الرجل هي أداة للزراعة.

EN:
 Q^+ The mosque shown in the image is located in Medina.
 Q^- ... in Mecca.
 Q^- ... in Riyadh.
MSA:
 Q^+ المسجد الظاهر في الصورة يقع في المدينة المنورة.
 Q^- المسجد الظاهر في الصورة يقع في مكة المكرمة.
 Q^- المسجد الظاهر في الصورة يقع في الرياض.



(e)



(f)



(g)



(h)

EN:
 Q^+ The city depicted in the image is Doha.
 Q^- The city depicted in the image is Dubai.
 Q^- The city depicted in the image is Miami.
MSA:
 Q^+ المدينة الظاهرة في الصورة هي الدوحة.
 Q^- المدينة الظاهرة في الصورة هي دبي.
 Q^- المدينة الظاهرة في الصورة هي ميامي.

EN:
 Q^+ The decorative lantern and warm lights are most likely representing Ramadan celebrations.
 Q^- ... representing Christmas Eve.
 Q^- ... representing the Diwali festival.
MSA:
 Q^+ الفانوس الزخرفي والأضواء الدافئة في هذه الصورة على الأرجح ترمز إلى احتفالات رمضان.
 Q^- الفانوس الزخرفي والأضواء الدافئة ترمز إلى ليلة عيد الميلاد.
 Q^- الفانوس الزخرفي والأضواء الدافئة ترمز إلى مهرجان ديوالي.

EN:
 Q^+ The city featured in the background of the image is Doha.
 Q^- ... is Dubai.
 Q^- ... is Riyadh.
MSA:
 Q^+ المدينة الظاهرة في خلفية الصورة هي الدوحة.
 Q^- المدينة الظاهرة في خلفية الصورة هي دبي.
 Q^- المدينة الظاهرة في خلفية الصورة هي الرياض.

EN:
 Q^+ The most commonly sold items in this market are handcrafted artifacts and antiques.
 Q^- ... modern electronics and gadgets.
 Q^- ... fresh fruits and vegetables.
MSA:
 Q^+ أكثر السلع شيوعاً للبيع في هذا السوق هي المصنوعات اليدوية والتحف القديمة.
 Q^- أكثر السلع شيوعاً للبيع في هذا السوق هي الإلكترونيات والأجهزة الحديثة.
 Q^- أكثر السلع شيوعاً للبيع في هذا السوق هي الفواكه والخضروات الطازجة.

Figure 10: Sample images from the dataset with English and Modern Standard Arabic (MSA) captions.

Lang	Model	A. True or False				B. Answer then Reason				C. Reasoning First	
		Q^+	Q^-	F1	CFHR ↓	Q^+	Q^-	F1	CFHR ↓	CFHR ↓	Δ CFHR
AJP	Qwen3-VL-32B	0.89	0.89	0.89	0.17	0.86	0.92	0.89	0.13	0.16	+0.03
	Gemma-3-27B	0.94	0.79	0.86	0.32	0.93	0.80	0.86	0.30	0.23	-0.07
	FanarOryx-v1	0.73	0.92	0.82	0.15	0.62	0.95	0.75	0.11	0.37	+0.26
	AIN	0.96	0.41	0.58	0.76	0.89	0.75	0.81	0.39	0.63	+0.24
ARZ	Qwen3-VL-32B	0.87	0.90	0.88	0.17	0.83	0.92	0.87	0.14	0.17	+0.03
	Gemma-3-27B	0.93	0.79	0.86	0.32	0.92	0.81	0.86	0.31	0.24	-0.07
	FanarOryx-v1	0.68	0.92	0.79	0.15	0.56	0.95	0.70	0.11	0.40	+0.29
	AIN	0.97	0.36	0.53	0.81	0.92	0.69	0.79	0.47	0.62	+0.15

Table 5: Dialectal Arabic results reported separately for Levantine Arabic (AJP) and Egyptian Arabic (ARZ). Prompt A corresponds to *True or False*, Prompt B to *Answer then Reason*, and Prompt C to *Reasoning First*. CFHR is the CounterFactual Hallucination Rate (conditional hallucination). Δ CFHR is defined as CFHR(C) - CFHR(B).

Question 1

Question:

The decorative lantern and warm lights are most likely

Correct answer:

Ramadan celebrations.

Q/A correct?

?

Correct

Incorrect

Unsure

Needs image?

?

Yes

No

Unsure

Question 2

Question:

The decorative lantern and warm lights are most likely

Correct answer:

Christmas Eve.

Q/A correct?

?

Correct

Incorrect

Unsure

Needs image?

?

Yes

No

Unsure

Question 3

Question:

The decorative lantern and warm lights are most likely

Correct answer:

Representing the Diwali festival.

Q/A correct?

?

Correct

Incorrect

Unsure

Needs image?

?

Yes

No

Unsure




Figure 11: Human annotation interface used for image-based Q/A verification. Annotators evaluate each question–answer pair with respect to visual correctness and whether answering requires the image.

Q	Needs Image	Q/A Correctness
Q1 (Q ⁺)	0.996	0.615
Q2 (Q ⁻)	0.997	0.610
Q3 (Q ⁻)	0.996	0.448
Avg	0.996	0.558

Table 6: Inter-annotator agreement (Gwets AC1) for each annotation task and question.

Test Set	BLEU
Levantine Arabic	
MADAR test (LEV-0)	20.25
MADAR test (LEV-0-LB)	12.10
LDC test	6.11
MADAR test (LEV-1-JO)	16.78
Average	13.81
Egyptian Arabic	
MADAR test (NIL-2-EG)	19.68
ARZEn	6.85
MADAR test (NIL-1-EG)	18.63
MADAR test (NIL-0-EG)	18.12
Average	15.82

Table 7: BLEU scores for direct English-to-dialect Arabic translation using GPT-4.1 on standard dialectal test sets.

Variant	Mean	Median	4 (%)
Modern Standard Arabic (MSA)	4.66	5.0	90%
Egyptian Arabic (ARZ)	4.41	4.5	94%
Levantine Arabic (AJP)	4.36	4.0	87%

Table 8: Human evaluation of question translation quality (mean score on a 0–5 scale).