

Dark Energy After DESI DR2: Observational Status, Reconstructions, and Physical Models

Slava G. Turyshev

*Jet Propulsion Laboratory, California Institute of Technology,
4800 Oak Grove Drive, Pasadena, CA 91109-0899, USA*

(Dated: February 6, 2026)

We review late-time cosmic acceleration after DESI Data Release 2 (DR2), emphasizing the interplay between Type Ia supernovae (SNe Ia), anisotropic BAO, CMB calibration, and perturbation-sensitive probes (RSD and weak lensing). DESI DR2 delivers percent-level BAO distance ratios over $0 \lesssim z \lesssim 2.5$, including a Ly α -forest anchor at $z_{\text{eff}} = 2.33$. In CMB-calibrated combinations, flat Λ CDM exhibits a mild parameter mismatch, while allowing evolving dark energy (e.g. CPL w_0 - w_a) can improve the fit; the preference is dataset-dependent and is particularly sensitive to redshift-dependent SN calibration/selection residuals at the $\text{few} \times 10^{-2}$ mag level. To sharpen likelihood-level interpretation, we provide two diagnostics: (i) an r_d -independent BAO-shape observable, $F_{\text{AP}}(z) \equiv D_{\text{M}}(z)/D_{\text{H}}(z)$, constructed directly from published $(D_{\text{M}}/r_d, D_{\text{H}}/r_d)$ with covariance propagation; and (ii) a linear-response map from SN Hubble-diagram systematics $\delta\mu(z)$ to induced biases in (w_0, w_a) , yielding an explicit calibration requirement for DESI-era claims of evolving $w(z)$. We synthesize parametric and non-parametric reconstructions of $w(z)$ and $\rho_{\text{DE}}(z)$ and map the resulting phenomenology to microphysical dark-energy and modified-gravity models subject to perturbation stability and gravitational-wave propagation constraints.

CONTENTS

I. Introduction	2
II. Background dynamics, distances, and null tests	3
A. Friedmann equation and dark-energy evolution	3
B. Distances and curvature	4
C. The $\text{Om}(z)$ diagnostic and notation	4
III. Observables and likelihood structure	5
A. SNe Ia: Hubble diagram likelihood	5
1. Analytic marginalization of cross-survey SN calibration/bias offsets.	5
2. Linear-response mapping from redshift-dependent SN systematics to (w_0, w_a) biases.	5
3. Covariance-projected parameter bias with M_{B} and calibration offsets marginalized.	6
4. Calibration requirement as a bound on systematic eigenmodes.	6
5. From response coefficients to an explicit calibration requirement.	7
B. BAO: distance ratios to r_d	7
1. r_d -independent anisotropy: the Alcock–Paczynski parameter.	8
2. Baseline Λ CDM check.	9
3. Covariance-aware propagation for F_{AP} .	9
4. An r_d -independent BAO likelihood block from anisotropic BAO	10
C. CMB: early-time calibration and compressed parameters	10
D. Growth, lensing, and modified gravity	10
E. Standard sirens: absolute distances independent of r_d and SN calibration	11
IV. Contemporary constraints: DESI DR2 and complementary probes	11
A. DESI DR2: background-only implications and reconstruction-level phenomenology	12
B. DESI DR2 analysis closure: validation, nuisance structure, and robustness	12
C. Complementary low- z closure tests: DES Y6 and combined-probe fits	13
V. Parametrizations and reconstructions	13
A. CPL and phantom crossing redshift	13
B. Non-parametric strategies and prior sensitivity	14
VI. Physical models and perturbation-level consistency	14

A. If evolving $w(z)$ persists: what microphysics is minimally required?	14
B. Cosmological constant and vacuum energy naturalness	14
C. Early-time physics that shifts r_d and its impact on late-time inference	15
D. Canonical quintessence: when does the CPL quadrant make sense?	15
E. K-essence, clustering, and stability	16
F. No-go theorems for single-field phantom crossing and minimal extensions	16
G. Interacting dark sectors: apparent phantom behavior without a phantom	17
H. Modified gravity and EFT constraints	17
I. Reproducible model-comparison block for DESI-era combinations	18
J. A minimal late-transition interacting thawer (LTIT) model	18
VII. Model comparison and robustness requirements	19
A. Likelihood-ratio statistic and Gaussian-equivalent preference	19
B. Information criteria and Bayesian evidence	20
C. Goodness-of-fit, posterior predictive checks, and dataset consistency	20
D. Linear-response parameter shifts induced by systematic residuals	21
VIII. Conclusions and outlook	21
Acknowledgments	22
References	22
A. r_d -independent DESI DR2 $F_{AP}(z)$ data vector and covariance	24

I. INTRODUCTION

The late-time accelerated expansion of the Universe is empirically established by Type Ia supernovae (SNe Ia) distances [1, 2] and is now constrained by a mature, internally redundant set of probes: (i) SNe Ia (relative luminosity distances), (ii) baryon acoustic oscillations (BAO) (standard-ruler ratios), (iii) the cosmic microwave background (CMB) (early-time calibration and the acoustic scale), and (iv) growth/lensing observables (redshift-space distortions, cosmic shear, and galaxy–galaxy lensing). In an FLRW spacetime within general relativity (GR), the background acceleration equation is

$$\frac{\ddot{a}}{a} = -\frac{4\pi G}{3} \sum_i (\rho_i + 3p_i), \quad (1)$$

so acceleration requires a dominant component with effective equation of state $w \equiv p/\rho < -1/3$. The concordance model Λ CDM realizes this with a cosmological constant Λ ($w = -1$), but interpreting $\rho_\Lambda = \Lambda/(8\pi G)$ as vacuum energy is radiatively unstable and technically unnatural [3–6].

The core *inference problem* is not merely whether $w(z)$ deviates from -1 , but whether any preference for evolving $w(z)$ is robust to (a) the BAO ruler calibration (via r_d), (b) SN cross-calibration and selection, and (c) perturbation-level closure using growth and lensing. At likelihood level, BAO constrain $D_M(z)/r_d$ and $D_H(z)/r_d$, while SNe constrain the *shape* of $D_L(z)$ up to an overall absolute-magnitude calibration; consequently, late-time dark-energy parameters are entangled with r_d (early-time physics) and with sub-percent photometric/selection systematics in SN compilations. This degeneracy structure makes multi-probe consistency checks essential.

A key recent input is the BAO program of the Dark Energy Spectroscopic Instrument (DESI), in particular DESI Data Release 2 (DR2) [7–9]. DESI DR2 provides percent-level BAO distance ratios over $0 \lesssim z \lesssim 2.5$ and, when combined with CMB data, exhibits a mild ($\simeq 2.3\sigma$) discrepancy between the BAO-preferred and CMB-preferred parameter regions in flat Λ CDM. Allowing dynamical dark energy in $w_0 w_a$ CDM improves the joint fit and is reported to be preferred over Λ CDM at dataset-dependent significance, with preferred solutions in the quadrant $w_0 > -1$, $w_a < 0$ [7, 10]. However, the inferred strength of “evolving- w ” evidence is sensitive to SN calibration and selection-function modeling at the $\text{few} \times 10^{-2}$ mag level [11–13]. Complementary low-redshift closure tests from weak lensing (WL)+ clustering (e.g. DES Year 6 3×2 pt) probe both geometry and growth and therefore directly test whether a background-level anomaly is consistent with perturbations and gravitational dynamics [14]. Modern ground-based CMB likelihoods (e.g. ACT DR6 and SPT-3G) provide additional early-time calibration context in such combined analyses [15, 16]. Independent cosmic-shear programs (e.g. KiDS-Legacy and HSC Y3) provide further low- z cross-checks on

growth and geometry [17, 18]. Finally, next-generation space surveys (e.g. Euclid) motivate near-term improvements in joint-likelihood frameworks and systematic-error propagation [19].

From a theory standpoint, the phenomenology is sharply constraining: (i) canonical single-field quintessence cannot realize $w < -1$ or a phantom crossing without additional degrees of freedom or non-canonical structure, and (ii) modified gravity explanations must satisfy stringent stability requirements and gravitational-wave propagation constraints [20]. Therefore, the correct mapping from $(H(z), D_M(z), f\sigma_8(z), \text{lensing})$ to model space must be done consistently at the perturbation level, not solely through background fits.

Here we focus on late-time acceleration under the minimal assumptions of an FLRW background and (unless stated otherwise) metric gravity, and we separate the discussion into two logically distinct layers:¹ (i) *likelihood-level observables* (SN, BAO, CMB compressed information, and growth/lensing) together with their dominant parameter degeneracies and calibration anchors, and (ii) *phenomenological-to-physical mappings* that translate reconstructed $H(z)$, $\rho_{DE}(z)$, and $w(z)$ into microphysical models subject to perturbation stability and gravitational-wave propagation bounds. This separation is essential because DESI-era claims of evolving $w(z)$ can be driven by calibration/selection systematics at the $\text{few} \times 10^{-2}$ mag level in the SN sector and by early-time assumptions that fix r_d .

In addition to synthesizing the current observational status and the model landscape, we include two compact analyses that make the discussion more falsifiable at the percent level. First, from anisotropic BAO measurements we form the Alcock–Paczynski (AP) combination $F_{AP}(z) = D_M(z)H(z)/c$ [21] in which the sound horizon r_d cancels, providing a clean discriminator between (a) late-time changes in $E(z)$ and (b) early-time physics that shifts r_d . Second, we quantify how small redshift-dependent SN distance-modulus systematics propagate into biases in (w_0, w_a) under linear response, giving an explicit error-budget target for calibration/selection modeling when interpreting joint BAO+SN+CMB preferences for evolving $w(z)$.

Beyond synthesizing post–DESI-DR2 constraints and model space, we provide three reusable, likelihood-level ingredients: (i) an r_d -independent anisotropic-BAO “shape” data vector based on $F_{AP}(z) = D_M(z)/D_H(z)$ with covariance propagation from published $(D_M/r_d, D_H/r_d)$ products²; (ii) a nuisance-marginalized linear-response map that converts redshift-dependent SN distance-modulus systematics into parameter biases in (w_0, w_a) ; and (iii) an explicit illustrative late-time interacting-thawer construction that realizes CPL-like trends while leaving early-time ruler physics essentially unchanged. These additions are designed to separate *data-combination sensitivity* from *model-space interpretation* in a way that is lightweight (analytic) but technically faithful to DESI-era systematics requirements.

This paper is organized as follows. Section II establishes conventions for background evolution, distances, curvature, and null tests, and makes explicit where differentiation enters $w(z)$ reconstruction. Section III summarizes the likelihood-level observables for SNe, BAO, CMB, and growth/lensing, emphasizing the (H_0, r_d) and calibration/selection degeneracies that control joint inferences. Section IV synthesizes contemporary constraints with emphasis on DESI DR2 and perturbation-sensitive closure tests (DES Y6 and other shear programs), and identifies which combinations drive the reported preference for evolving $w(z)$. Section V reviews parametrized reconstructions (e.g. the Chevallier–Polarski–Linder (CPL) w_0 – w_a form) and non-parametric reconstructions of $w(z)$ and/or $\rho_{DE}(z)$, including prior sensitivity and the interpretation of phantom crossing. Section VI maps reconstruction-level phenomenology to physically motivated models (scalar-field dark energy, coupled dark sectors, early-time modifications shifting r_d , and modified gravity), including stability conditions and gravitational-wave consistency requirements. Section VII summarizes robust model-comparison practice (likelihood improvements, information criteria/evidence, and posterior predictive checks). Finally, Section VIII provides conclusions and a quantitative outlook for discriminating scenarios with upcoming data.

II. BACKGROUND DYNAMICS, DISTANCES, AND NULL TESTS

A. Friedmann equation and dark-energy evolution

Assuming an FLRW spacetime with curvature k and scale factor $a(t)$, define $1 + z \equiv a^{-1}$ and $H \equiv \dot{a}/a$. The expansion rate can be written

$$H^2(z) = H_0^2 \left[\Omega_m(1+z)^3 + \Omega_r(1+z)^4 + \Omega_k(1+z)^2 + \Omega_{DE} f_{DE}(z) \right], \quad (2)$$

$$f_{DE}(z) \equiv \frac{\rho_{DE}(z)}{\rho_{DE}(0)} = \exp \left(3 \int_0^z \frac{1+w(z')}{1+z'} dz' \right). \quad (3)$$

¹ *Conventions.* We use GR for general relativity, FLRW for Friedmann–Lemaître–Robertson–Walker, CMB for cosmic microwave background, BAO for baryon acoustic oscillations, SN/SNe Ia for Type Ia supernova(e), RSD for redshift-space distortions, and AP for Alcock–Paczynski. CPL denotes the Chevallier–Polarski–Linder form $w(a) = w_0 + w_a(1-a)$. EFT denotes effective field theory.

² Notations: r_d (r_s) is the drag-epoch (recombination) sound horizon; D_H is the Hubble distance $c/H(z)$; D_M is the transverse comoving distance; D_A (D_L) is the angular-diameter (luminosity) distance; z_{eff} is the effective redshift of a measurement bin; $f\sigma_8$ is the RSD growth observable; S_8 is the $\sigma_8 \sqrt{\Omega_m/0.3}$; AIC/BIC is the Akaike/Bayesian information criterion; GW/EM denotes the gravitational-wave (GW) / electromagnetic (EM)

The deceleration parameter is

$$q(z) \equiv -\frac{\ddot{a}}{aH^2} = -1 + (1+z) \frac{1}{H(z)} \frac{dH}{dz}. \quad (4)$$

The present dark-energy density is

$$\rho_{\text{DE},0} = \Omega_{\text{DE}} \rho_{\text{crit},0}, \quad \rho_{\text{crit},0} \equiv \frac{3H_0^2}{8\pi G}. \quad (5)$$

For Planck 2018 baseline Λ CDM values [22], $\rho_{\text{DE},0}$ corresponds to an energy scale $(\rho_{\text{DE},0})^{1/4} \sim \text{meV}$.

B. Distances and curvature

Define the comoving radial distance

$$\chi(z) = \int_0^z \frac{c dz'}{H(z')}. \quad (6)$$

The transverse comoving distance is

$$D_{\text{M}}(z) = \begin{cases} \frac{c}{H_0} \frac{1}{\sqrt{\Omega_k}} \sinh\left(\sqrt{\Omega_k} \frac{H_0}{c} \chi\right), & \Omega_k > 0, \\ \chi, & \Omega_k = 0, \\ \frac{c}{H_0} \frac{1}{\sqrt{|\Omega_k|}} \sin\left(\sqrt{|\Omega_k|} \frac{H_0}{c} \chi\right), & \Omega_k < 0, \end{cases} \quad (7)$$

with $D_{\text{A}}(z) = D_{\text{M}}(z)/(1+z)$ and $D_{\text{L}}(z) = (1+z)D_{\text{M}}(z)$.

C. The $\text{Om}(z)$ diagnostic and notation

A widely used null test for (spatially flat) Λ CDM is the Sahni–Shafieloo–Starobinsky diagnostic [23]

$$\text{Om}(z) \equiv \frac{E^2(z) - 1}{(1+z)^3 - 1}, \quad E(z) \equiv \frac{H(z)}{H_0}. \quad (8)$$

We reserve the symbol h for the dimensionless Hubble constant $h \equiv H_0/(100 \text{ km s}^{-1} \text{ Mpc}^{-1})$, and use $E(z)$ for the dimensionless expansion history.³

A reconstruction identity follows from defining an effective dark-energy density

$$\rho_{\text{DE}}(z) = 3M_{\text{Pl}}^2 \left[H^2(z) - H_0^2 \Omega_{\text{m}}(1+z)^3 - H_0^2 \Omega_k(1+z)^2 - H_0^2 \Omega_r(1+z)^4 \right], \quad (9)$$

so that

$$w(z) = -1 + \frac{1}{3}(1+z) \frac{d \ln \rho_{\text{DE}}}{dz}. \quad (10)$$

This makes explicit that reconstructing $w(z)$ from background data requires differentiation and is therefore prior- and noise-sensitive.

³ For flat Λ CDM (neglecting radiation at low z), $\text{Om}(z) \equiv \Omega_{\text{m}}$ is constant. Roman typography is deliberate: Om names a diagnostic and should not be confused with Ω_{m} .

III. OBSERVABLES AND LIKELIHOOD STRUCTURE

A. SNe Ia: Hubble diagram likelihood

SNe constrain the luminosity distance through the distance modulus

$$\mu(z) = m_B - M_B = 5 \log_{10} \left(\frac{D_L(z)}{10 \text{ pc}} \right), \quad D_L(z) = (1+z) D_M(z). \quad (11)$$

Modern analyses apply light-curve standardization and propagate a structured covariance:

$$m_B^{\text{corr}} = m_B^* + \alpha x_1 - \beta c + \Delta_M + \Delta_{\text{bias}} + \dots. \quad (12)$$

Given residual vector $\Delta\boldsymbol{\mu}$ and total covariance \mathbf{C}_{SN} , the Gaussian likelihood is

$$-2 \ln \mathcal{L}_{\text{SN}} = \Delta\boldsymbol{\mu}^T \mathbf{C}_{\text{SN}}^{-1} \Delta\boldsymbol{\mu} + \ln \det \mathbf{C}_{\text{SN}} + \text{const.} \quad (13)$$

Because M_B is degenerate with H_0 in SN-only analyses, SNe primarily constrain the *shape* of $D_L(z)$. Key contemporary SN resources include Pantheon+ [24, 25], DES-SN5YR [26], and Union3/UNITY [27].

A useful scale translation is that a coherent offset $\Delta\mu$ in distance modulus corresponds to a fractional luminosity-distance shift

$$\frac{\Delta D_L}{D_L} = \frac{\ln 10}{5} \Delta\mu \simeq 0.4605 \Delta\mu, \quad (14)$$

so that $\Delta\mu = 0.02$ mag implies $\Delta D_L/D_L \simeq 0.92\%$ and $\Delta\mu = 0.04$ mag implies $\simeq 1.84\%$. At sufficiently low redshift where $D_L \simeq cz/H_0$, the same offset maps to $\Delta H_0/H_0 \simeq -\Delta D_L/D_L$. Therefore, $\text{few} \times 10^{-2}$ mag cross-calibration and selection residuals are *directly* relevant for percent-level inferences of late-time deviations in $E(z)$ when SNe are combined with BAO and CMB.

1. Analytic marginalization of cross-survey SN calibration/bias offsets.

To propagate cross-survey calibration and/or bias-correction uncertainties coherently, it is useful to include explicit additive offsets for each SN subset (survey, calibration pipeline, or bias-correction family). Let the SN data vector be $\boldsymbol{\mu}^{\text{obs}}$ and define

$$\boldsymbol{\mu}^{\text{obs}} = \boldsymbol{\mu}^{\text{th}}(\boldsymbol{\theta}) + \mathbf{A} \boldsymbol{\Delta} + \boldsymbol{\epsilon}, \quad (15)$$

where $\boldsymbol{\theta}$ are cosmological parameters, $\boldsymbol{\Delta}$ is an N_s -vector of nuisance offsets, and \mathbf{A} is the $(N_{\text{SN}} \times N_s)$ “assignment matrix” with $A_{is} = 1$ if SN i belongs to subset s and $A_{is} = 0$ otherwise. Assume a Gaussian prior $\boldsymbol{\Delta} \sim \mathcal{N}(\mathbf{0}, \boldsymbol{\Pi})$, where $\boldsymbol{\Pi}$ encodes prior variances and correlations (e.g. shared calibration modes across subsets).

Because Eq. (15) is linear in $\boldsymbol{\Delta}$, the nuisance parameters can be marginalized analytically: the net effect is a low-rank covariance update,

$$\mathbf{C}_{\text{SN}}^{\text{marg}} = \mathbf{C}_{\text{SN}} + \mathbf{A} \boldsymbol{\Pi} \mathbf{A}^T, \quad (16)$$

and the SN likelihood is obtained by replacing $\mathbf{C}_{\text{SN}} \rightarrow \mathbf{C}_{\text{SN}}^{\text{marg}}$ in the Gaussian expression. Eq. (16) provides a practical mechanism to test, in a controlled way, whether $\text{few} \times 10^{-2}$ mag-level cross-calibration/bias differences are sufficient to account for the dataset dependence of evolving- (w_0, w_a) preferences in DESI+SN+CMB combinations.

2. Linear-response mapping from redshift-dependent SN systematics to (w_0, w_a) biases.

Because SN-only fits marginalize the absolute magnitude M_B , a *constant* offset in $\mu(z)$ is largely absorbed. Cosmological parameters are biased by the *redshift dependence* of residual systematics, which we denote $\delta\mu_{\text{sys}}(z)$.

To first order, a small systematic shift biases parameters $p_i \in \{w_0, w_a, \dots\}$ by

$$\delta p_i = (F^{-1})_{ij} \sum_{\alpha, \beta} \frac{\partial \mu(z_\alpha)}{\partial p_j} (C_{\text{SN}}^{-1})_{\alpha\beta} \delta\mu_{\text{sys}}(z_\beta), \quad F_{ij} = \sum_{\alpha, \beta} \frac{\partial \mu(z_\alpha)}{\partial p_i} (C_{\text{SN}}^{-1})_{\alpha\beta} \frac{\partial \mu(z_\beta)}{\partial p_j}, \quad (17)$$

TABLE I. Illustrative sensitivity of SN relative moduli $\Delta\mu(z) \equiv \mu(z) - \mu(z_{\text{ref}})$ to (w_0, w_a) in flat $w_0 w_a$ CDM, evaluated at a Λ CDM fiducial with $z_{\text{ref}} = 0.1$. The last two columns give the single-parameter shift that reproduces a redshift-dependent offset $\Delta\mu_{\text{sys}} = +0.02$ mag between z and z_{ref} .

z	$\partial\Delta\mu/\partial w_0$	$\partial\Delta\mu/\partial w_a$	δw_0 (if w_a fixed)	δw_a (if w_0 fixed)
0.3	-0.143	-0.016	-0.14	-1.2
0.5	-0.230	-0.036	-0.087	-0.56
1.0	-0.310	-0.071	-0.065	-0.28
2.0	-0.298	-0.089	-0.067	-0.22

where α, β index SNe or redshift bins. This expression makes explicit that even $\text{few} \times 10^{-2}$ mag coherent residuals can bias (w_0, w_a) at the level relevant for DESI-era percent-scale distance constraints.

For intuition, Table I reports illustrative derivatives of *relative* moduli $\Delta\mu(z) \equiv \mu(z) - \mu(z_{\text{ref}})$ (so that a constant offset cancels) with $z_{\text{ref}} = 0.1$ approximating the low- z anchor. The numbers are evaluated for a flat Λ CDM (i.e., cosmological constant + cold dark matter) fiducial ($\Omega_m = 0.315$, $h = 0.674$, $w_0 = -1$, $w_a = 0$) and are intended as order-of-magnitude calibration targets rather than a substitute for a full end-to-end SN covariance analysis.

3. Covariance-projected parameter bias with M_B and calibration offsets marginalized.

Eq. (17) is exact at linear order, but in practice the relevant inverse covariance is the one *after* marginalizing over SN nuisance directions that absorb calibration-like modes, including the absolute magnitude M_B and (optionally) survey/pipeline offsets Δ as in Eq. (15).

Let the SN residual vector be $\Delta\mu \equiv \mu^{\text{obs}} - \mu^{\text{th}}(\theta) - B\xi$, where ξ collects nuisance parameters (e.g. M_B and subset offsets) and B is the corresponding design/assignment matrix (one column for M_B , plus one column per subset if used). For Gaussian SN errors with covariance C_{SN} , analytic marginalization over ξ yields the projection matrix

$$P \equiv C_{\text{SN}}^{-1} - C_{\text{SN}}^{-1} B (B^T C_{\text{SN}}^{-1} B)^{-1} B^T C_{\text{SN}}^{-1}, \quad (18)$$

which removes all modes in the column space of B . The Fisher matrix for cosmological parameters p_i built from SN data alone is then

$$F_{ij}^{\text{SN}} = \left(\frac{\partial \mu}{\partial p_i} \right)^T P \left(\frac{\partial \mu}{\partial p_j} \right), \quad (19)$$

and the nuisance-marginalized linear bias induced by a systematic Hubble-diagram residual $\delta\mu_{\text{sys}}$ is

$$\delta p_i = (F^{\text{SN}})^{-1}_{ij} \left(\frac{\partial \mu}{\partial p_j} \right)^T P \delta\mu_{\text{sys}}. \quad (20)$$

Eqs. (18)–(20) provide a likelihood-faithful way to propagate realistic, correlated SN systematics (Pantheon+/DES-SN5YR/Union3 covariances) into biases in (w_0, w_a) after marginalizing over calibration-like nuisance directions.

4. Calibration requirement as a bound on systematic eigenmodes.

To turn Eq. (20) into an explicit *requirement*, we expand plausible redshift-dependent systematics in a basis of modes that match the structured SN covariance. A natural choice is to use eigenmodes of the *systematic* covariance (or of calibration/selection sub-blocks) provided by contemporary SN analyses:

$$\delta\mu_{\text{sys}} = \sum_{n=1}^{N_{\text{mode}}} a_n e_n, \quad C_{\text{sys}} e_n = \lambda_n e_n, \quad e_n^T e_m = \delta_{nm}. \quad (21)$$

For each mode, the induced parameter shift is linear:

$$\delta p_i = \sum_n a_n b_i^{(n)}, \quad b_i^{(n)} \equiv (F^{\text{SN}})^{-1}_{ij} \left(\frac{\partial \mu}{\partial p_j} \right)^T P e_n. \quad (22)$$

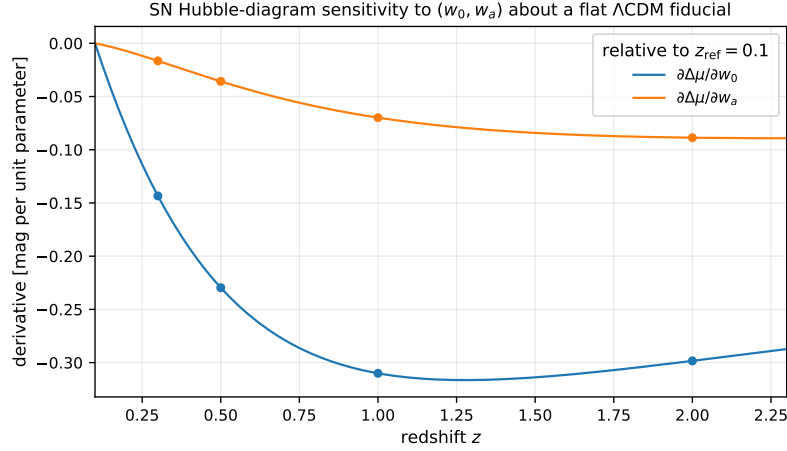


FIG. 1. Response of relative SN distance moduli $\Delta\mu(z) \equiv \mu(z) - \mu(z_{\text{ref}})$ (with $z_{\text{ref}} = 0.1$) to CPL parameters (w_0, w_a) around a flat Λ CDM fiducial. These derivatives enter the linear-response bias mapping in Eq. (17) and quantify the redshift dependence required for SN calibration/selection systematics to bias (w_0, w_a) . Markers indicate the redshifts used in Table I.

Demanding that biases remain below a chosen tolerance, $|\delta w_0| < \Delta w_0^{\text{tol}}$ and $|\delta w_a| < \Delta w_a^{\text{tol}}$, implies per-mode amplitude bounds, e.g.

$$|a_n| \lesssim \min\left(\frac{\Delta w_0^{\text{tol}}}{|b_{w_0}^{(n)}|}, \frac{\Delta w_a^{\text{tol}}}{|b_{w_a}^{(n)}|}\right). \quad (23)$$

This procedure addresses three methodological requirements simultaneously: (i) it uses the *actual* SN covariance and redshift distribution, (ii) it marginalizes nuisance directions consistent with SN analyses, and (iii) it tests whether the dominant calibration/selection eigenmodes are aligned with those that bias (w_0, w_a) .

5. From response coefficients to an explicit calibration requirement.

To leading order, a coherent redshift-dependent systematic in relative moduli can be projected onto dark-energy parameters via

$$\Delta\mu_{\text{sys}}(z) \approx \frac{\partial\Delta\mu}{\partial w_0} \delta w_0 + \frac{\partial\Delta\mu}{\partial w_a} \delta w_a,$$

with local response coefficients illustrated in Table I (evaluated around a flat Λ CDM fiducial and referenced to $z_{\text{ref}} = 0.1$). At $z \simeq 1$ the table gives $\partial\Delta\mu/\partial w_0 \simeq -0.31$ and $\partial\Delta\mu/\partial w_a \simeq -0.071$. Thus, requiring parameter biases below target levels $(|\delta w_0|, |\delta w_a|)$ implies the approximate local bound

$$|\Delta\mu_{\text{sys}}(z \simeq 1)| \lesssim \min(0.31 |\delta w_0|, 0.071 |\delta w_a|) \text{ mag},$$

with the important caveat that a full requirement should be derived from the full SN covariance and the actual systematic mode shape $\delta\mu_{\text{sys}}(z)$ (cf. Eq. (17)).

For example, using the local response coefficients in Table I at $z \simeq 1$, a coherent relative-modulus residual of +0.02 mag corresponds to a single-parameter shift $\delta w_0 \simeq -0.065$ (holding w_a fixed) or $\delta w_a \simeq -0.28$ (holding w_0 fixed), highlighting the need to control redshift-dependent SN systematics at the $(1\text{--}2) \times 10^{-2}$ mag level.

B. BAO: distance ratios to r_d

BAO analyses are typically performed relative to a fiducial cosmology and report anisotropic dilation parameters

$$\alpha_{\perp}(z) \equiv \frac{D_M(z)/r_d}{D_M^{\text{fid}}(z)/r_d^{\text{fid}}}, \quad \alpha_{\parallel}(z) \equiv \frac{D_H(z)/r_d}{D_H^{\text{fid}}(z)/r_d^{\text{fid}}}, \quad D_H(z) \equiv \frac{c}{H(z)}. \quad (24)$$

Some analyses also quote an isotropic combination using the volume-averaged distance

$$D_V(z) \equiv [z D_M^2(z) D_H(z)]^{1/3}, \quad \frac{D_V(z)}{r_d} \quad (\text{isotropic BAO}). \quad (25)$$

These definitions make explicit that BAO constrain a *dimensionless* distance ladder relative to r_d , with early-time physics entering through r_d .

It is useful to factor out the overall H_0 scaling by writing $H(z) = H_0 E(z)$ with dimensionless $E(z)$. Then

$$\frac{D_M(z)}{r_d} = \frac{c}{H_0 r_d} \mathcal{S}_k\left(\int_0^z \frac{dz'}{E(z')}\right), \quad \frac{D_H(z)}{r_d} = \frac{c}{H_0 r_d} \frac{1}{E(z)}, \quad (26)$$

where $\mathcal{S}_k(x) = x$ for $\Omega_k = 0$ and is the usual \sin/\sinh curvature mapping otherwise. Thus, *BAO-only* constraints largely determine the product $H_0 r_d$ (and the shape of $E(z)$), while disentangling H_0 from r_d requires early-time calibration (CMB) and/or additional absolute-scale information.

The early-time calibration enters through the drag-epoch sound horizon,

$$r_d = \int_{z_d}^{\infty} \frac{c_s(z)}{H(z)} dz, \quad c_s(z) = \frac{c}{\sqrt{3(1 + R_b(z))}}, \quad R_b(z) \equiv \frac{3\rho_b}{4\rho_\gamma}. \quad (27)$$

Thus BAO are geometric but inherit sensitivity to early-time physics through r_d . DESI DR2 reports BAO from > 14 million galaxies and quasars and provides dedicated validation [7, 9]. The DR2 Ly α analysis reports at $z_{\text{eff}} = 2.33$ [8]

$$\frac{D_H(z_{\text{eff}})}{r_d} = 8.632 \pm 0.098 \pm 0.026, \quad \frac{D_M(z_{\text{eff}})}{r_d} = 38.99 \pm 0.52 \pm 0.12, \quad (28)$$

with statistical and theoretical-systematic components quoted separately.

1. r_d -independent anisotropy: the Alcock–Paczynski parameter.

From anisotropic BAO one can form the dimensionless Alcock–Paczynski (AP) combination [21, 28]

$$F_{\text{AP}}(z) \equiv \frac{(1+z)D_A(z)H(z)}{c} = \frac{D_M(z)}{D_H(z)} = \frac{D_M(z)/r_d}{D_H(z)/r_d}, \quad (29)$$

in which both H_0 and the early-time ruler r_d cancel. Consequently, $F_{\text{AP}}(z)$ primarily probes the *shape* of the late-time expansion history $E(z)$ (and curvature, if allowed), providing a useful discriminator between genuine late-time dynamics and early-time modifications that shift r_d .

As $F_{\text{AP}}(z) = D_M(z)/D_H(z)$ is independent of both H_0 and r_d , it isolates the *late-time* expansion-shape information contained in anisotropic BAO. Any modification that primarily rescales the BAO ruler r_d (through early-time physics) shifts both D_M/r_d and D_H/r_d in the same direction, while leaving their ratio approximately unchanged. Therefore, statistically significant deviations in $F_{\text{AP}}(z)$ point to changes in the late-time expansion history (and/or curvature if allowed), strengthening the interpretation in terms of late-time dynamics rather than a pure ruler rescaling.

Using the DR2 Ly α distance ratios at $z_{\text{eff}} = 2.33$ [8], statistical errors $\sigma(D_H/r_d) = 0.098$ and $\sigma(D_M/r_d) = 0.52$ and the published statistical correlation $\rho_{\text{MH}} = -0.457$, we obtain

$$F_{\text{AP}}(z_{\text{eff}}) = \frac{D_M(z_{\text{eff}})}{D_H(z_{\text{eff}})} = \frac{(D_M/r_d)}{(D_H/r_d)} = \frac{38.99}{8.632} = 4.518, \quad \sigma_{\text{stat}}[F_{\text{AP}}(z_{\text{eff}})] = 0.095, \quad \sigma_{\text{sys}}[F_{\text{AP}}(z_{\text{eff}})] \simeq 0.019, \quad (30)$$

If the anisotropic-BAO uncertainties were uncorrelated, independent-error propagation would give $\sigma_{\text{stat}}^{(\rho=0)}[F_{\text{AP}}(z_{\text{eff}})] \simeq 0.079$. However, the published statistical correlation $\rho_{\text{MH}} = -0.457$ increases the uncertainty. Using Eq. (33) yields $\sigma_{\text{stat}}[F_{\text{AP}}(z_{\text{eff}})] \simeq 0.095$. Propagating the quoted theoretical-systematic components in quadrature gives $\sigma_{\text{sys}}[F_{\text{AP}}(z_{\text{eff}})] \simeq 0.019$, noting that a likelihood-level treatment should propagate the full $(D_M/r_d, D_H/r_d)$ covariance. A likelihood-level evaluation should use the full $(D_M/r_d, D_H/r_d)$ covariance; Eq. (29) is intended as a compact, r_d -independent summary statistic. Figure 2 shows the DR2 Ly α anchor as an illustrative example; the same construction applies bin-by-bin whenever $(D_M/r_d, D_H/r_d)$ and their covariance are published (Appendix A).

DESI provides f_{AP} (or equivalent) for specific cases, but the consistently defined, r_d -independent *shape* data vector can be constructed for *any* anisotropic BAO distance product whenever $(D_M/r_d, D_H/r_d)$ and their covariance are reported. Our contribution is to (i) provide a covariance-preserving mapping from published anisotropic-BAO distance products to an r_d -independent “shape” statistic $F_{\text{AP}}(z)$ and its covariance, and (ii) illustrate the construction explicitly for the DR2 Ly α bin at $z_{\text{eff}} = 2.33$ (Appendix A). Extending the same construction to the full DR2 redshift-bin set is straightforward whenever the full anisotropic-BAO covariance matrices are available.

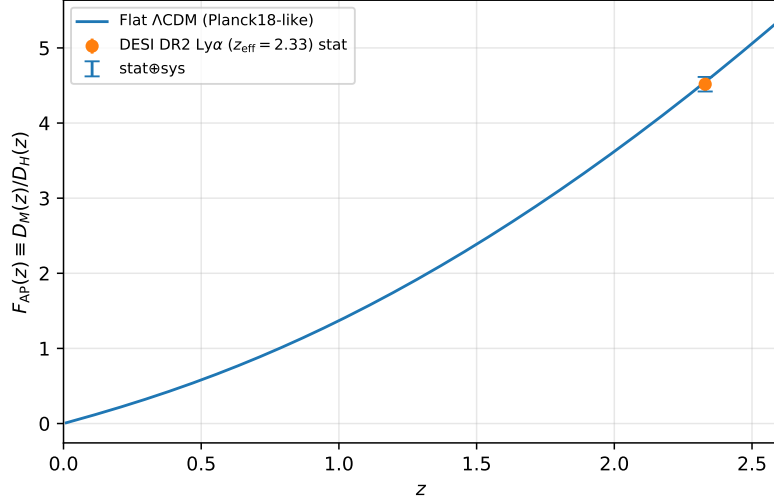


FIG. 2. r_d -independent anisotropic-BAO “shape” observable $F_{\text{AP}}(z) \equiv D_{\text{M}}(z)/D_{\text{H}}(z)$. The DESI DR2 Ly α point at $z_{\text{eff}} = 2.33$ is computed directly from the published anisotropic ratios (D_{M}/r_d , D_{H}/r_d) values (with covariance propagated as in Eq. (33) and statistical+theory-systematic terms added in quadrature for the plotted error bar), giving $F_{\text{AP}}(2.33) = 4.518 \pm 0.095_{\text{stat}} \pm 0.019_{\text{sys}}$ (Table V). The curve shows the flat Λ CDM prediction for a Planck-like Ω_m (background shape only; independent of H_0 and r_d).

2. Baseline Λ CDM check.

Because $F_{\text{AP}}(z) = D_{\text{M}}(z)/D_{\text{H}}(z)$ is independent of both H_0 and the early-time ruler r_d , it provides a particularly clean consistency check of the *late-time* shape $E(z)$. For a spatially flat model ($\Omega_k = 0$) one may write the identity $F_{\text{AP}}(z) = E(z) \int_0^z dz'/E(z')$, showing explicitly that F_{AP} depends only on the dimensionless expansion history.

As a concrete benchmark, adopting the Planck 2018 baseline flat Λ CDM parameters (e.g. $\Omega_m \simeq 0.315$, $h \simeq 0.674$), one finds

$$F_{\text{AP}}^{\Lambda\text{CDM}}(z = 2.33) \simeq 4.55.$$

Comparing with the DR2 Ly α estimate above, $F_{\text{AP}}^{\text{obs}}(2.33) = 4.518 \pm 0.095_{\text{stat}} \pm 0.019_{\text{sys}}$, the difference is

$$\Delta F_{\text{AP}} \equiv F_{\text{AP}}^{\text{obs}} - F_{\text{AP}}^{\Lambda\text{CDM}} \simeq -0.03 \pm 0.10,$$

consistent at $\lesssim 0.3\sigma$ (stat \oplus sys). This illustrates both the utility and the present limitation of F_{AP} : it is an r_d -independent discriminator of late-time dynamics versus early-time shifts in r_d , but a single high- z point is not yet strongly discriminating among smooth late-time models.

3. Covariance-aware propagation for F_{AP} .

The uncertainty on $F_{\text{AP}}(z) = D_{\text{M}}(z)/D_{\text{H}}(z)$ should be propagated using the published anisotropic-BAO covariance between (D_{M}/r_d) and (D_{H}/r_d) . A convenient expression in terms of reported fractional uncertainties and correlation coefficient is Eq. (33). Define

$$x \equiv \ln\left(\frac{D_{\text{M}}}{r_d}\right), \quad y \equiv \ln\left(\frac{D_{\text{H}}}{r_d}\right), \quad \Rightarrow \quad \ln F_{\text{AP}} = x - y, \quad (31)$$

so that, for a single redshift bin,

$$\text{Var}(\ln F_{\text{AP}}) = \text{Var}(x) + \text{Var}(y) - 2 \text{Cov}(x, y). \quad (32)$$

Equivalently, in terms of fractional uncertainties on the reported anisotropic BAO observables,

$$\left(\frac{\sigma(F_{\text{AP}})}{F_{\text{AP}}}\right)^2 \simeq \left(\frac{\sigma(D_{\text{M}}/r_d)}{D_{\text{M}}/r_d}\right)^2 + \left(\frac{\sigma(D_{\text{H}}/r_d)}{D_{\text{H}}/r_d}\right)^2 - 2\rho_{\text{MH}} \left(\frac{\sigma(D_{\text{M}}/r_d)}{D_{\text{M}}/r_d}\right) \left(\frac{\sigma(D_{\text{H}}/r_d)}{D_{\text{H}}/r_d}\right), \quad (33)$$

where ρ_{MH} is the correlation coefficient between (D_{M}/r_d) and (D_{H}/r_d) in that bin (read directly from the published anisotropic BAO covariance matrix).

4. An r_d -independent BAO likelihood block from anisotropic BAO

Because $F_{\text{AP}}(z) = D_{\text{M}}(z)/D_{\text{H}}(z)$ is independent of both H_0 and r_d , anisotropic BAO measurements can be split into (i) a “shape” block that is r_d -free and (ii) a “scale” block that retains the $(H_0 r_d)^{-1}$ dependence.

Let the anisotropic BAO data vector in N redshift bins be

$$\mathbf{d} \equiv \left(\ln \frac{D_{\text{M}}(z_1)}{r_d}, \dots, \ln \frac{D_{\text{M}}(z_N)}{r_d}, \ln \frac{D_{\text{H}}(z_1)}{r_d}, \dots, \ln \frac{D_{\text{H}}(z_N)}{r_d} \right)^T, \quad (34)$$

with covariance matrix \mathbf{C}_d (as provided by the BAO analysis). Define the derived r_d -independent vector

$$\mathbf{y} \equiv (\ln F_{\text{AP}}(z_1), \dots, \ln F_{\text{AP}}(z_N))^T, \quad \ln F_{\text{AP}}(z_i) = \ln \frac{D_{\text{M}}(z_i)}{r_d} - \ln \frac{D_{\text{H}}(z_i)}{r_d}. \quad (35)$$

In matrix form, $\mathbf{y} = \mathbf{A}\mathbf{d}$ with $\mathbf{A} = (\mathbf{I}_N, -\mathbf{I}_N)$, so that the covariance is

$$\mathbf{C}_y = \mathbf{A}\mathbf{C}_d\mathbf{A}^T. \quad (36)$$

A Gaussian r_d -independent BAO likelihood block is then

$$-2 \ln \mathcal{L}_{\text{AP}} = (\mathbf{y} - \mathbf{y}_{\text{th}})^T \mathbf{C}_y^{-1} (\mathbf{y} - \mathbf{y}_{\text{th}}), \quad (37)$$

computed from the cosmological model prediction $F_{\text{AP}}(z)$. This block isolates late-time expansion-shape information and is therefore particularly useful for disentangling genuine late-time dynamics from early-time physics that shifts r_d .

C. CMB: early-time calibration and compressed parameters

The CMB tightly constrains the acoustic angular scale

$$\theta_* \equiv \frac{r_s(z_*)}{D_{\text{M}}(z_*)}, \quad (38)$$

and combinations close to the CMB “shift parameter” $\mathcal{R} \equiv \sqrt{\Omega_m H_0^2} D_{\text{M}}(z_*)/c$. For late-time dark-energy inference, the CMB primarily (i) calibrates r_s and r_d and (ii) constrains $\Omega_m h^2$ and $\Omega_b h^2$. Planck 2018 remains the baseline reference [22], with recent ground-based CMB datasets used in joint low- z comparisons (see [14] and references therein).

Recent high-resolution ground-based CMB measurements provide complementary late-time leverage through improved small-scale temperature/polarization, foreground separation, and CMB lensing reconstruction. In particular, ACT DR6 and SPT-3G DR1 deliver independent constraints that are routinely combined with Planck in contemporary joint analyses, including the DES Y6 combined-CMB baseline used for low- z comparisons [14–16]. For evolving dark-energy and modified-gravity tests, the primary role remains early-time calibration (fixing r_s and r_d), but consistency across CMB datasets is increasingly important when interpreting percent-level shifts in late-time parameters.

D. Growth, lensing, and modified gravity

Linear matter perturbations evolve (sub-horizon) as

$$\delta_m''(a) + \left[\frac{3}{a} + \frac{d \ln H}{da} \right] \delta_m'(a) - \frac{3}{2} \frac{\Omega_m H_0^2}{a^5 H^2(a)} \mu_{\text{MG}}(a, k) \delta_m(a) = 0, \quad (39)$$

where primes are d/da and $\mu_{\text{MG}}(a, k) = 1$ in GR with minimally coupled matter.

In redshift space, linear peculiar velocities introduce anisotropy in the observed galaxy power spectrum. At leading order (Kaiser limit), one may write

$$P_s(k, \mu, z) = \left(b_1(z) + f(z) \mu^2 \right)^2 P_m(k, z), \quad (40)$$

where $\mu \equiv \hat{\mathbf{k}} \cdot \hat{\mathbf{n}}$ is the cosine to the line of sight, b_1 is the linear bias, and $f \equiv d \ln D / d \ln a$. The multipoles measured in practice are

$$P_\ell(k, z) = \frac{2\ell + 1}{2} \int_{-1}^1 d\mu P_s(k, \mu, z) \mathcal{L}_\ell(\mu), \quad (41)$$

with \mathcal{L}_ℓ Legendre polynomials. Beyond linear order, realistic full-shape analyses incorporate nonlinear matter clustering, scale-dependent bias, and velocity-dispersion (Finger-of-God; FoG) effects, and are typically validated on simulation-based mocks. These observables break degeneracies that are invisible to background-only distance probes and provide a direct closure test for clustering dark energy and modified gravity [29, 30].

Weak-lensing cosmic shear and galaxy–galaxy lensing are commonly analyzed via tomographic two-point functions. In harmonic space (Limber approximation with $\ell \rightarrow \ell + 1/2$), the shear power spectrum for source bins (i, j) is

$$C_\ell^{\gamma\gamma, ij} \simeq \int_0^{\chi_H} \frac{d\chi}{\chi^2} W_i(\chi) W_j(\chi) P_{\delta\delta}\left(k = \frac{\ell + 1/2}{\chi}, z(\chi)\right), \quad (42)$$

where $W_i(\chi)$ is the lensing efficiency kernel. The widely quoted late-time clustering combination is

$$S_8 \equiv \sigma_8 \sqrt{\frac{\Omega_m}{0.3}}, \quad (43)$$

which partially captures the σ_8 – Ω_m degeneracy direction in shear-only constraints. A full 3×2pt analysis combines shear–shear, galaxy–galaxy lensing, and galaxy clustering, enabling internal consistency tests for bias and systematics and strengthening discrimination among background-only extensions and perturbation-level new physics [14, 31, 32].

Redshift-space distortions (RSD) constrain $f\sigma_8(z)$; weak lensing probes combinations of metric potentials. Phenomenological modified gravity descriptions often use $\mu_{\text{MG}}(a, k)$ and the slip parameter $\eta(a, k) \equiv \Phi/\Psi$. Effective field theory (EFT) and review treatments are given in [33–36]. Multi-messenger bounds from GW170817 constrain gravitational-wave propagation in the late Universe [37, 38].

a. Growth index as a one-parameter closure test. A compact phenomenological summary of late-time growth is the growth index γ , defined by

$$f(z) \equiv \frac{d \ln D}{d \ln a} \simeq \Omega_m(z)^\gamma, \quad \Omega_m(z) = \frac{\Omega_m(1+z)^3}{E^2(z)}. \quad (44)$$

For GR+ Λ CDM with smooth dark energy and scale-independent linear growth at late times, one expects $\gamma \simeq 0.55$ (with weak model dependence) [39, 40]. Joint fits that prefer evolving $w(z)$ but remain consistent with GR should yield γ consistent with this expectation, whereas many modified-gravity scenarios map into an effective $\Delta\gamma \neq 0$.

b. An E_G -type statistic linking lensing to RSD. Combinations of galaxy–galaxy lensing (sensitive to $\Phi + \Psi$) and redshift-space distortions (sensitive to f) enable bias-reduced tests of gravity on linear scales. A commonly used observable is an E_G -type combination, schematically of the form

$$E_G \propto \frac{C_\ell^{\kappa g}}{\beta C_\ell^{gg}}, \quad \beta(z) \equiv \frac{f(z)}{b_1(z)}, \quad (45)$$

where $C_\ell^{\kappa g}$ is a convergence–galaxy cross-spectrum and C_ℓ^{gg} is a galaxy auto-spectrum. In GR with negligible anisotropic stress and on sufficiently linear scales, E_G has a nearly scale-independent prediction, while departures in $\mu(a, k)$ and/or $\eta(a, k)$ generically induce scale/redshift dependence.

E. Standard sirens: absolute distances independent of r_d and SN calibration

Compact-binary gravitational-wave (GW) signals provide a direct luminosity distance D_L^{GW} from the waveform amplitude (a “standard siren”), independent of the SN distance ladder and independent of the early-time ruler r_d [41]. With an electromagnetic counterpart (or statistical host association), one obtains a redshift and can constrain H_0 and, in principle, late-time expansion. The first joint GW+electromagnetic (EM) standard-siren H_0 measurement was demonstrated with GW170817 [42]. In the longer term, a population of standard sirens can provide a powerful cross-check on whether apparent DESI+SN+CMB preferences for evolving $w(z)$ are driven by distance-ladder systematics or reflect genuine late-time dynamics.

IV. CONTEMPORARY CONSTRAINTS: DESI DR2 AND COMPLEMENTARY PROBES

Table II provides a compact dataset/constraint summary.

TABLE II. Compact dataset/constraint summary used in DESI-era dark-energy inference. Section A lists distance-ladder and early-time calibration anchors; Section B lists perturbation-sensitive closure tests (growth, lensing, and cross-calibration systematics). Here $D_H(z) \equiv c/H(z)$, $D_M(z) \equiv (1+z)D_A(z)$, and r_d is the drag-epoch sound horizon. We define $S_8 \equiv \sigma_8 \sqrt{\Omega_m/0.3}$. Quoted values are as reported by the cited analyses for their stated model/dataset definitions (details and comparisons are likelihood-dependent).

Probe / dataset	Key measurement(s)	Selected quantitative statements
<i>A. Distance-ladder and early-time calibration anchors</i>		
Planck 2018 (Λ CDM)	CMB anisotropies	Baseline Λ CDM parameter constraints (e.g. $H_0 \simeq 67.4 \pm 0.5 \text{ km s}^{-1} \text{ Mpc}^{-1}$, $\Omega_m \simeq 0.315 \pm 0.007$) [22]
DESI DR2 BAO (key)	BAO distances, $0 \lesssim z \lesssim 2.5$	Mild $\simeq 2.3\sigma$ discrepancy with CMB-preferred parameters in flat Λ CDM; in $w_0 w_a$ CDM, preferred over Λ CDM at 3.1σ for BAO+CMB and $2.8\text{--}4.2\sigma$ with SNe (SN-sample dependent) [7]
DESI DR2 BAO (validation)	Pipeline/systematics validation	Dedicated validation suite for galaxy+QSO BAO measurements and nuisance modeling [9]
DESI DR2 Ly α BAO	$D_M(z_{\text{eff}})/r_d$, $D_H(z_{\text{eff}})/r_d$ at $z_{\text{eff}} = 2.33$	$D_H/r_d = 8.632 \pm 0.098 \pm 0.026$, $D_M/r_d = 38.99 \pm 0.52 \pm 0.12$; sub-percent isotropic precision [8]
Pantheon+ (SNe)	SN Hubble diagram to $z \simeq 2.26$	SN-only: $\Omega_m = 0.334 \pm 0.018$ (flat Λ CDM); SN-only: $w_0 = -0.90 \pm 0.14$ (flat w CDM [constant- w dark energy extension]) [24]
DES-SN5YR (SNe)	1635 DES SNe + low- z anchor	SN-only: $\Omega_m = 0.352 \pm 0.017$ (flat Λ CDM); extended-model fits exhibit strong (Ω_m, w) and (w_0, w_a) degeneracies [26]
Union3/UNITY (SNe)	Hierarchical SN population+selection model	Public distances and joint inference framework; emphasizes end-to-end selection and calibration propagation [27]
<i>B. Perturbation-sensitive closure tests (growth, lensing, systematics)</i>		
DES Y6 (3×2 pt)	Shear+clustering+galaxy–galaxy lensing	In Λ CDM: $S_8 = 0.789 \pm 0.012$, $\Omega_m = 0.333^{+0.023}_{-0.028}$; in w CDM: $w = -1.12^{+0.26}_{-0.20}$. Also reports combined-probe fits including DESI DR2 BAO and modern CMB [14]
KiDS-Legacy (cosmic shear)	Shear 2-pt, tomographic	Reports $S_8 = 0.815^{+0.016}_{-0.021}$ (cosmic shear only; definition $S_8 \equiv \sigma_8 \sqrt{\Omega_m/0.3}$) [17]
HSC Y3 cosmic shear (updated calibration)	Shear 2-pt with clustering- z calibration	Reanalysis with DESI-based clustering- z calibration reports $S_8 = 0.805 \pm 0.018$ and discusses multi-survey combinations [18]
SN systematics sensitivity	Cross-calibration and selection	Evidence for evolving DE depends on SN compilation and bias corrections; few $\times 10^{-2}$ mag-level effects can shift (w_0, w_a) posteriors [11–13]

A. DESI DR2: background-only implications and reconstruction-level phenomenology

At the background level, DESI BAO constrain $D_M(z)/r_d$ and $D_H(z)/r_d$, so late-time inferences are entangled with the early-time calibration of r_d by the CMB. In Λ CDM, DESI DR2 BAO are well-fit but exhibit a mild discrepancy with CMB-preferred parameters; allowing $w_0 w_a$ CDM improves the joint fit and favors $w_0 > -1$, $w_a < 0$ [7]. Extended reconstructions (including $\Omega_m(z)$ -based diagnostics) report qualitatively consistent low- z deviations across multiple priors and methods [10]. A key methodological requirement is therefore to demonstrate that the preference is not driven by calibration/selection residuals in the SN component of the combined likelihood.

If the preference for evolving $w(z)$ in joint BAO+CMB(+SN) fits is primarily absorbing a mismatch in the early-time ruler r_d , then r_d -independent BAO combinations such as $F_{\text{AP}}(z) = D_M(z)/D_H(z)$ should remain close to their Λ CDM predictions at the same redshifts (modulo curvature). Conversely, a statistically significant shift in $F_{\text{AP}}(z)$ points to a genuine change in the late-time expansion shape $E(z)$ and/or curvature, and therefore strengthens the case that the preference is not solely an early-time r_d effect. This motivates routinely reporting and comparing both $(D_M/r_d, D_H/r_d)$ and $F_{\text{AP}}(z)$ when interpreting DESI-era tensions.

B. DESI DR2 analysis closure: validation, nuisance structure, and robustness

Because DR2-level BAO errors are at (sub-)percent precision over much of $0 \lesssim z \lesssim 2.5$, late-time inference is increasingly limited by (i) modeling of broadband/nuisance terms in the BAO template fits, (ii) redshift-dependent selection and completeness, and (iii) covariance validation. DESI DR2 therefore provides a dedicated validation

analysis that stress-tests the BAO pipeline against suite-level systematics, including mock-based closure, nuisance marginalization stability, and consistency across tracer samples (galaxy and QSO) and redshift bins [9]. In the context of evolving- $w(z)$ claims from combined BAO+CMB(+SN), this validation layer is essential: it reduces the plausibility that the inferred preference is driven by BAO pipeline pathologies, shifting attention to cross-calibration and selection modeling in the SN component and to early-time calibration assumptions (via r_d).

C. Complementary low- z closure tests: DES Y6 and combined-probe fits

DES Year 6 3×2 pt provides a growth+geometry cross-check that is sensitive to dark-energy clustering and modified gravity, not just distances.⁴ It reports S_8 and Ω_m constraints in Λ CDM and a broad but informative constraint on constant- w in w CDM, and quantifies parameter differences with respect to a combined-CMB baseline (Planck+ACT DR6+SPT-3G DR1) [14]. Importantly, DES Y6 also reports joint fits combining 3×2 pt with DESI DR2 BAO and other low- z probes, producing some of the tightest Λ CDM constraints to date and a w constraint consistent with -1 in constant- w extensions [14]. This creates a concrete, quantitative framework for testing whether DESI DR2’s preference for evolving $w(z)$ persists once perturbation-sensitive information is included.

These perturbation-sensitive data help discriminate smooth evolving dark energy from clustering dark energy ($c_s^2 \ll 1$) and from modified gravity where $(\mu, \eta) \neq (1, 1)$ can mimic effective $w(z)$ evolution at the background level.

V. PARAMETRIZATIONS AND RECONSTRUCTIONS

A. CPL and phantom crossing redshift

The Chevallier–Polarski–Linder (CPL) parametrization [43, 44] (often denoted w_0w_a CDM) is

$$w(a) = w_0 + w_a(1 - a) = w_0 + w_a \frac{z}{1 + z}. \quad (46)$$

It implies

$$f_{\text{DE}}(a) = a^{-3(1+w_0+w_a)} \exp\left[3w_a(a - 1)\right]. \quad (47)$$

The effective phantom crossing $w(z_\times) = -1$ occurs at

$$z_\times = \frac{-1 - w_0}{w_a + 1 + w_0}, \quad (48)$$

when the RHS is positive. Because single-field canonical quintessence cannot cross $w = -1$, evidence for crossing motivates either extended field content, non-canonical terms, interactions, or modified gravity.

For CPL, it is often useful to define the *pivot* equation of state $w_p \equiv w(a_p)$ at the scale factor a_p where w_p is best constrained. Writing $w(a) = w_0 + w_a(1 - a)$, one finds

$$a_p = 1 + \frac{\text{Cov}(w_0, w_a)}{\text{Var}(w_a)}, \quad w_p = w_0 + w_a(1 - a_p), \quad (49)$$

so that $\text{Var}(w_p)$ is minimized by construction. A compact survey-performance metric is the Dark Energy Task Force (DETF) figure of merit

$$\text{FoM}_{\text{DETF}} \equiv \frac{1}{\sigma(w_p) \sigma(w_a)}, \quad (50)$$

which is proportional to the inverse area of the (w_0, w_a) error ellipse under Gaussian assumptions [45]. In a DESI+SN+CMB context, reporting (w_p, a_p) (or equivalently z_p) alongside (w_0, w_a) improves interpretability and comparison across datasets and priors.

⁴ Here “ 3×2 pt” denotes the joint analysis of three two-point functions: cosmic shear, galaxy–galaxy lensing, and galaxy clustering.

B. Non-parametric strategies and prior sensitivity

Binned $w(z)$ or $\rho_{\text{DE}}(z)$, principal components, and Gaussian processes reduce functional bias, but Eq. (10) shows that $w(z)$ reconstruction is differentiation-sensitive. Robust inference is therefore typically performed at the level of $H(z)$, distances, or $\rho_{\text{DE}}(z)$ with explicit priors rather than by differentiating noisy distance fits. DESI DR2 extended analyses provide a useful benchmark comparison of multiple reconstruction approaches [10].

VI. PHYSICAL MODELS AND PERTURBATION-LEVEL CONSISTENCY

In this section we will discuss model classes and map DESI-era phenomenology into concrete microphysical requirements and falsifiers. At the background level, distance data constrain the *shape* of the expansion history $E(z)$ and (through BAO) ratios to the sound horizon r_d ; at the perturbation level, growth and lensing test whether the same model can reproduce $f\sigma_8(z)$ and lensing potentials without instabilities or conflicts with multi-messenger bounds.

A useful way to organize the model space is by the answer to three questions:

1. *Late-time shape vs early-time ruler.* Is the apparent preference for evolving $w(z)$ driven by a genuine modification of late-time $E(z)$, or is it largely absorbing an early-time shift in the BAO ruler r_d ? r_d -independent anisotropic BAO diagnostics (e.g. F_{AP}) directly probe the late-time shape and therefore help separate these possibilities.
2. *Can the model realize (or mimic) phantom crossing?* If future combined analyses robustly prefer an effective crossing of $w = -1$, then canonical single-field quintessence is excluded. One must invoke either (i) multiple fields / non-canonical structure, (ii) interacting dark sectors (where w_{eff} can cross -1 without a fundamental phantom), or (iii) modified gravity where the inferred effective $w(z)$ is not a microphysical equation of state.
3. *What happens to perturbations?* Many background-level explanations are only viable if they pass perturbation-level closure: consistent linear growth, stable sound speeds/no ghosts, and compatibility with gravitational-wave propagation constraints. In practice, this means that full-shape clustering, RSD, and $3 \times 2\text{pt}$ measurements and are essential components of a perturbation-level model validation test.

The rest of this section follows this logic: for each class we summarize (a) the minimal ingredients needed to reproduce the relevant background behavior, (b) the characteristic perturbation signatures, and (c) the most direct observational discriminants in near-term data.

A. If evolving $w(z)$ persists: what microphysics is minimally required?

Several DESI-era combined-probe fits that allow CPL evolution prefer solutions in the quadrant $w_0 > -1$ and $w_a < 0$, which in many cases implies an effective phantom crossing $w(z_\times) = -1$ at $z_\times > 0$ (Sec. V). A robust detection of such behavior would immediately exclude canonical single-field quintessence, so viable explanations must involve at least one of: (i) non-canonical dynamics and/or multiple fields (allowing stable crossing), (ii) interacting dark sectors where $w_{\text{eff}}(z)$ differs from the microphysical $w(z)$, or (iii) modified gravity where an *effective* $w(z)$ reconstructed from distances is not a physical equation of state. These classes are distinguished by perturbation-level closure (growth and lensing), stability requirements, and standard-siren tests of GW versus EM luminosity distances.

B. Cosmological constant and vacuum energy naturalness

A cosmological constant contributes

$$T_{\mu\nu}^{(\Lambda)} = -\rho_\Lambda g_{\mu\nu}, \quad w = -1, \quad \rho_\Lambda = \frac{\Lambda}{8\pi G}, \quad (51)$$

but the vacuum-energy interpretation is radiatively unstable, motivating dynamical or gravitational alternatives [3, 4]. Table III summarizes model classes and leading discriminants beyond background distances.

TABLE III. Model classes and leading discriminants beyond background distances. The intent is to map DESI-era background phenomenology into *perturbation-level* requirements and falsifiers.

Class	Background signature	Perturbations / gravity signature	Sharp cross-checks
Λ CDM	$w = -1$, $\rho_{\text{DE}} = \text{const.}$	$\mu = \eta = 1$; GR growth	Consistency of geometry+growth; sirens give $D_L^{\text{GW}} = D_L^{\text{EM}}$.
Smooth quintessence	$w(z) > -1$; no phantom crossing	$c_s^2 \simeq 1$; weak clustering; GR growth	No persistent $w < -1$; growth index near GR; stability without tuning.
Clustering DE (k-essence)	$w(z) > -1$ possible; effective features in $E(z)$	$c_s^2 \ll 1$; modifies lensing/growth at fixed $H(z)$	$3 \times 2\text{pt}$ vs distances; scale dependence in growth/lensing.
Interacting dark sector	$w_{\text{eff}}(z)$ can mimic crossing	Modified growth + momentum transfer constraints	RSD+ $3 \times 2\text{pt}$ closure; consistency of bias and velocity fields.
Early-time r_d shift (EDE-like)	Background fits partly absorbed by r_d	Shifts early-time structure, often σ_8 -linked	CMB lensing + LSS + BAO consistency; direct tests of r_d priors.
Modified gravity (scalar-tensor)	Effective $w(z)$ from distances may cross -1	$\mu(a, k) \neq 1$, $\eta(a, k) \neq 1$; GW friction possible	Sirens: $D_L^{\text{GW}} \neq D_L^{\text{EM}}$; growth/lensing scale tests; EFT stability priors.

C. Early-time physics that shifts r_d and its impact on late-time inference

Because BAO constrain $D_M(z)/r_d$ and $D_H(z)/r_d$, any modification of the pre-recombination expansion rate $H(z)$ can shift r_d and thereby propagate into inferred late-time parameters even if $E(z)$ at $z \lesssim 2$ is unchanged. A broad class of scenarios can be parameterized by an additional early component with fractional contribution

$$f_{\text{new}}(z) \equiv \frac{\rho_{\text{new}}(z)}{\rho_{\text{tot}}(z)} \quad (z \gtrsim 10^3), \quad (52)$$

which increases $H(z)$ and typically reduces $r_d = \int c_s/H \, dz$. Early-dark-energy (EDE) models implement this idea with a component that is non-negligible around matter–radiation equality and then rapidly dilutes, aiming to reconcile early- and late-Universe distance ladders by decreasing r_d while permitting a larger inferred H_0 in CMB+BAO fits [46]. However, joint fits including lensing and large-scale-structure data often restrict the allowed EDE fraction and can reintroduce tension through shifts in σ_8 -related parameters, so the viability is strongly dataset-dependent and prior-sensitive [47, 48]. For a DESI DR2-driven dynamical- $w(z)$ interpretation, explicitly testing whether the preference can be absorbed by a modest r_d shift (i.e. early-time physics) versus requiring genuine late-time dynamics is therefore a necessary model-discrimination step.

D. Canonical quintessence: when does the CPL quadrant make sense?

For a minimally coupled canonical scalar ϕ ,

$$S = \int d^4x \sqrt{-g} \left[\frac{M_{\text{Pl}}^2}{2} R - \frac{1}{2} (\nabla\phi)^2 - V(\phi) \right] + S_m[g_{\mu\nu}, \psi_m], \quad (53)$$

with

$$\rho_\phi = \frac{1}{2} \dot{\phi}^2 + V, \quad p_\phi = \frac{1}{2} \dot{\phi}^2 - V, \quad w_\phi \in [-1, 1]. \quad (54)$$

Given inferred $w(a)$ and $\rho_\phi(a)$,

$$V(a) = \frac{1 - w(a)}{2} \rho_\phi(a), \quad \left(\frac{d\phi}{d \ln a} \right)^2 = 3M_{\text{Pl}}^2 \Omega_\phi(a) [1 + w(a)]. \quad (55)$$

Canonical quintessence cannot cross $w = -1$ without additional degrees of freedom or non-canonical structure [49, 50].

Canonical quintessence is the minimal dynamical alternative to a cosmological constant: a minimally coupled scalar with a standard kinetic term. Its defining microphysical property is

$$w_\phi \equiv \frac{p_\phi}{\rho_\phi} \geq -1, \quad (56)$$

so any *robust* evidence for persistent $w < -1$ or a stable crossing immediately excludes this class.

a. *Thawing vs. freezing (and why $w_0 > -1$, $w_a < 0$ can be natural).* A helpful phenomenological classification is:

- *Thawing:* $w_\phi(z) \simeq -1$ at high redshift, with departures from -1 developing only at late times when Hubble friction weakens. When projected onto CPL, thawing trajectories often appear in the quadrant $w_0 > -1$ and $w_a < 0$ because the field is closer to Λ in the past and less so today.
- *Freezing / tracker:* w_ϕ can be less negative at intermediate redshift and evolve toward -1 at late times, often producing different effective CPL trends. Tracker behavior can reduce sensitivity to initial conditions but tends to be more constrained by early dark-energy fractions.

This classification is useful because it connects a *sign pattern* in (w_0, w_a) to dynamics without over-interpreting a two-parameter fit.

b. *Representative potentials and what they predict.* Well-studied examples include (i) inverse power-law (tracker) potentials, (ii) exponentials (scaling solutions), and (iii) hilltop / PNGB-like potentials (thawing-like behavior). For canonical quintessence the sound speed is $c_s^2 \simeq 1$, so dark-energy clustering is weak on sub-horizon scales; as a result, background fits typically imply only modest changes to growth relative to GR unless the expansion history itself changes appreciably.

c. *Near-term discriminants.* If a thawing-like interpretation remains viable, then: (i) $F_{\text{AP}}(z)$ -type BAO shape diagnostics should show coherent late-time shape deviations rather than pure r_d rescaling; (ii) growth constraints should remain close to GR expectations (e.g. growth-index consistency) because there is no additional force or slip beyond GR; and (iii) any apparent phantom crossing in reconstructions would point away from this class and toward interactions/multi-field structure/modified gravity.

E. K-essence, clustering, and stability

For $P(\phi, X)$ with $X \equiv -\frac{1}{2}(\nabla\phi)^2$,

$$c_s^2 = \frac{P_{,X}}{P_{,X} + 2XP_{,XX}}, \quad (57)$$

and stability requires $P_{,X} > 0$ (no ghosts) and $c_s^2 > 0$ (no gradient instabilities). If $c_s^2 \ll 1$, dark energy can cluster on sub-horizon scales, modifying growth and lensing at fixed background expansion.

F. No-go theorems for single-field phantom crossing and minimal extensions

A recurring phenomenological feature in several DESI DR2-driven reconstructions is an *effective* phantom crossing $w(z_\times) = -1$. It is therefore important to state explicitly what classes of microphysics can and cannot realize such behavior. For a broad class of single-field models with Lagrangian $P(\phi, X)$ (including k-essence), smooth evolution across $w = -1$ is obstructed under standard stability assumptions; see e.g. the “no-go” result of Vikman [51]. Consequently, persistent evidence for a crossing motivates at least one of: (i) multiple fields (“quintom”-type sectors), (ii) non-minimal couplings and/or higher-derivative interactions arranged to remain ghost-free, or (iii) modified gravity in which the *effective* $w(z)$ inferred from distances is not a microphysical equation of state.

A minimal multi-field illustration is a two-field sector with one canonical and one phantom-like mode (or an effective phantom mode emerging from higher-derivative structure). At the level of background evolution, such sectors can realize $w(z)$ crossing while maintaining a healthy EFT below a cutoff if the would-be ghost is avoided or sequestered. Early “quintom” phenomenology was explored in [52].

If future combined analyses continue to indicate an effective crossing of $w = -1$, then at least one of the following must be true:

1. *Additional degrees of freedom:* multi-field “quintom”-type sectors (or effective multi-field behavior) allow stable crossings at the expense of additional parameters and stability bookkeeping.
2. *Interactions in the dark sector:* the microphysical w can remain non-phantom while the inferred w_{eff} crosses -1 due to $Q \neq 0$. In this case, growth/lensing become part of the model definition.
3. *Modified gravity / higher-derivative EFT:* the object inferred as $w(z)$ from background distances is not a microphysical equation of state. Then one expects correlated signatures such as gravitational slip, modified growth, and potentially a modified gravitational-wave luminosity distance.

This classification is useful because it transforms the qualitative phrase “phantom crossing” into a falsifiable set of model requirements.

G. Interacting dark sectors: apparent phantom behavior without a phantom

A physically distinct mechanism for apparent $w(z)$ evolution is energy–momentum exchange within the dark sector. At background level one may write

$$\dot{\rho}_c + 3H\rho_c = Q, \quad \dot{\rho}_{\text{DE}} + 3H(1+w)\rho_{\text{DE}} = -Q, \quad (58)$$

where Q is an interaction term (often parameterized as $Q = \beta H\rho_c$, $Q = \beta H\rho_{\text{DE}}$, or $Q = \beta H(\rho_c + \rho_{\text{DE}})$). The interaction modifies both the expansion history and the mapping between background fits and an *effective* equation of state:

$$w_{\text{eff}}(z) = w(z) - \frac{Q}{3H\rho_{\text{DE}}}, \quad (59)$$

so that a fit with $w_{\text{eff}}(z)$ may mimic phantom-like behavior even when the underlying $w(z) \geq -1$. This degeneracy is broken by perturbations: the same interaction generically modifies growth and lensing, and therefore must be confronted with $f\sigma_8(z)$ and 3×2 pt constraints. A canonical reference for coupled quintessence is [53].

Interacting dark energy provides a qualitatively distinct route to effective $w(z)$ evolution: the dark-energy equation of state can remain non-phantom at the microphysical level while the *inferred* effective equation of state crosses -1 because energy–momentum is exchanged with dark matter.

a. Covariant definition. A robust definition starts from covariant non-conservation in each dark sector:

$$\nabla_\mu T_{(c)}^{\mu\nu} = Q^\nu, \quad \nabla_\mu T_{(\text{DE})}^{\mu\nu} = -Q^\nu, \quad (60)$$

with baryons and radiation conserved separately. For an FLRW background and an interaction parallel to the CDM 4-velocity, $Q^\nu = Q u_{(c)}^\nu$, Eq. (60) reduces directly to the continuity equations Eqs. (58). The effective equation of state inferred from a background-only fit is then Eq. (59).

b. Why perturbations are essential. The same interaction modifies growth (and, depending on the covariant structure, can introduce a fifth force and/or momentum exchange). Some popular choices of Q that appear innocuous at background level can generate large-scale perturbation instabilities or unphysical behavior if implemented inconsistently. Therefore, viability must be assessed in a perturbation-complete framework.

c. Observational discriminants. Interacting models generically predict correlated signatures:

- modified $f\sigma_8(z)$ and changes to the clustering amplitude relative to a background-only fit;
- potential scale dependence in growth/lensing depending on the interaction structure and DE sound speed;
- shifts in the inferred $\Omega_m(z)$ history that can be tested by joint distance+growth consistency (e.g. DES-like 3×2 pt closure tests).

In the context of DESI-era evolving- w claims, interacting dark sectors are therefore attractive because they can mimic an effective CPL trend while making sharp predictions for growth and lensing that are testable with the same data ecosystem.

d. Effective phantom behavior A fundamental phantom scalar with negative kinetic term is ghost-unstable [54]. Effective $w < -1$ or phantom crossing may instead arise from multi-field sectors, interactions, or modified gravity where the inferred effective $w(z)$ differs from microphysics. Perturbation-level viability requires ghost/gravity stability and consistency with gravitational-wave constraints [36–38].

H. Modified gravity and EFT constraints

Scalar-tensor theories admit an EFT organization [33, 34] (see reviews in [35, 36].) Representative viable subclasses include screened $f(R)$ models [55] and infrared modifications such as the Dvali–Gabadadze–Porrati (DGP) braneworld model [56], subject to strong late-time constraints from multi-messenger observations and large-scale structure.

In addition to constraints on the tensor speed (e.g. from GW170817), modified gravity generically predicts a modified *friction term* in the gravitational-wave propagation equation on cosmological backgrounds. A common parametrization writes (schematically, in conformal time)

$$h'' + [2 + \nu(a)]\mathcal{H}h' + c_T^2 k^2 h = 0, \quad (61)$$

where $\nu(a) = 0$ and $c_T = 1$ in GR. When $\nu(a) \neq 0$, the gravitational-wave luminosity distance differs from the electromagnetic one:

$$D_L^{\text{GW}}(z) = D_L^{\text{EM}}(z) \exp\left[\frac{1}{2} \int_0^z \frac{\nu(z')}{1+z'} dz'\right]. \quad (62)$$

Thus, standard-siren measurements provide a direct consistency test that is complementary to background probes and to growth/lensing, and can decisively discriminate modified-gravity explanations of evolving- $w(z)$ phenomenology [57].

I. Reproducible model-comparison block for DESI-era combinations

To make model-comparison statements transparent and reproducible, one should report for each dataset combination: (i) the best-fit χ_{\min}^2 in ΛCDM and in the extension, (ii) $\Delta\chi^2 \equiv \chi_{\min}^2(\Lambda\text{CDM}) - \chi_{\min}^2(\text{ext})$, (iii) a probe-by-probe decomposition $\Delta\chi^2 = \sum_X \Delta\chi_X^2$, by probe $X \in \{\text{BAO, SN, CMB, growth/lensing}\}$, where applicable, and (iv) information criteria (AIC/BIC) and/or Bayesian evidence ratios. In this work we focus on likelihood-level diagnostics and systematics projections; when quoting numerical model-comparison metrics we defer to the corresponding survey likelihood analyses and references. For k additional parameters and N_{data} total data points,

$$\text{AIC} = \chi_{\min}^2 + 2k_{\text{tot}}, \quad \text{BIC} = \chi_{\min}^2 + k_{\text{tot}} \ln N_{\text{data}}, \quad (63)$$

where k_{tot} is the total number of parameters in the model (including nuisance parameters that are fit). For nested models, we quote the Gaussian-equivalent significance computed from the χ_k^2 distribution [Eq. (70)]; we do *not* use the shorthand $N_\sigma \simeq \sqrt{\Delta\chi^2}$ when $k \neq 1$. When Bayesian evidence ratios are available (from nested sampling), we report $\Delta \ln Z \equiv \ln Z_{\text{ext}} - \ln Z_{\Lambda\text{CDM}}$ for the stated prior ranges.

J. A minimal late-transition interacting thawer (LTIT) model

Motivated by the repeated appearance of CPL-like trends with $w_0 > -1$ and $w_a < 0$ in DESI-era combined analyses, we consider a model that: (i) leaves early-time physics (and thus r_d) essentially unchanged, (ii) produces late-time apparent evolution in an effective $w_{\text{eff}}(z)$, and (iii) makes perturbation-level predictions testable with RSD and lensing.

Consider a canonical scalar ϕ with potential $V(\phi)$ and a coupling only to cold dark matter (baryons uncoupled), implemented via a conformal factor in the DM sector:

$$S = \int d^4x \sqrt{-g} \left[\frac{M_{\text{Pl}}^2}{2} R - \frac{1}{2} (\nabla\phi)^2 - V(\phi) \right] + S_b[g_{\mu\nu}, \psi_b] + S_c[\tilde{g}_{\mu\nu}, \psi_c], \quad \tilde{g}_{\mu\nu} = C^2(\phi) g_{\mu\nu}. \quad (64)$$

Define the (field-dependent) coupling

$$\beta(\phi) \equiv M_{\text{Pl}} \frac{d \ln C(\phi)}{d\phi}. \quad (65)$$

A late-time “trigger” is encoded by choosing

$$\beta(\phi) = \frac{\beta_0}{2} \left[1 + \tanh\left(\frac{\phi - \phi_t}{\Delta\phi}\right) \right], \quad (66)$$

so the coupling is negligible at early times and turns on only when ϕ approaches ϕ_t (typically at $z \lesssim \mathcal{O}(1)$ for thawing-like evolution). We call this the late-transition interacting thawer (LTIT) model.

On an FLRW background, the interacting-sector continuity equations are given by Eqs. (58) with the replacements $(\rho_{\text{DE}}, w) \rightarrow (\rho_\phi, w_\phi)$. For the LTIT coupling in Eq. (66), the interaction source term is

$$Q_{\text{LTIT}} = \beta(\phi) \frac{\rho_c}{M_{\text{Pl}}} \dot{\phi}, \quad (67)$$

so that the inferred effective equation of state becomes

$$w_{\text{eff}}^{\text{LTIT}}(z) = w_\phi(z) - \frac{Q_{\text{LTIT}}}{3H\rho_\phi}. \quad (68)$$

If a CPL fit prefers $w_0 > -1$ but $w_a < 0$, a thawing-like scalar naturally keeps $w_\phi \simeq -1$ at higher z while deviating at low z . The LTIT coupling in Eqs. (66)–(67) then introduces additional late-time redshift dependence (only after the trigger), allowing $w_{\text{eff}}(z)$ to mimic a stronger CPL-like evolution and, if required, an apparent crossing.

The LTIT model is not a purely background-level modification and makes correlated predictions:

1. It predicts correlated changes in growth via modified dark-matter dilution and, depending on the covariant completion, an additional effective force in the dark sector. Therefore, it is directly constrained by $f\sigma_8(z)$ and 3×2 pt measurements.
2. Because the coupling is designed to be late-time, it does not resolve any discrepancy through an early-time shift of r_d . Accordingly, r_d -independent BAO-shape diagnostics (e.g. F_{AP}) should track the implied change in $E(z)$.
3. A complete analysis must verify perturbation stability (no ghosts or gradient instabilities) and check that the chosen covariant interaction avoids large-scale instabilities.

This LTIT construction is an explicit example of a scenario in which late-time dynamics (rather than an early-time rescaling of r_d) can generate an effective CPL-like trend, while remaining testable through perturbation-level closure with growth and lensing.

VII. MODEL COMPARISON AND ROBUSTNESS REQUIREMENTS

Claims of evolving dark energy from combined low- and high-redshift data must be quantified with model-comparison metrics that are explicit about (i) the number of additional degrees of freedom, (ii) prior-volume dependence, and (iii) which probe(s) drive the improvement. This is particularly important for DESI-era combinations, where percent-level BAO distances/sub-percent calibration/selection effects in SNe can project onto (w_0, w_a) in a dataset-dependent way.

A. Likelihood-ratio statistic and Gaussian-equivalent preference

When quoting an “ N_σ preference” for an extension relative to Λ CDM, it is essential to state the test statistic and the number of additional degrees of freedom. For nested hypotheses and under standard regularity conditions (i.e. away from hard prior boundaries), the likelihood-ratio statistic

$$\Delta\chi^2 \equiv -2 \ln \left(\frac{\mathcal{L}_{\text{max}}(\text{restricted})}{\mathcal{L}_{\text{max}}(\text{extended})} \right) \quad (69)$$

is asymptotically χ_k^2 -distributed with k equal to the number of additional parameters.

We convert $\Delta\chi^2$ to a two-sided Gaussian-equivalent significance via

$$p = 1 - F_{\chi_k^2}(\Delta\chi^2), \quad N_\sigma = \Phi^{-1}(1 - p/2), \quad (70)$$

where $F_{\chi_k^2}$ is the χ^2 CDF and Φ^{-1} is the inverse standard-normal CDF. Because evidence for evolving $w(z)$ is combination- and calibration-dependent [7, 11–13], claims of new physics should be supported by: (i) $\Delta\chi^2$ or $\Delta \ln \mathcal{L}_{\text{max}}$, (ii) information criteria (AIC/BIC) and/or Bayesian evidence ratios, and (iii) posterior predictive checks and explicit systematics marginalization. Perturbation-level closure tests using growth and lensing (e.g. DES Y6 3×2 pt) are essential to discriminate modified gravity or clustering dark energy from background-only modifications.

For quick reference, Fig. 3 visualizes the mapping between $\Delta\chi^2$ and N_σ for $k = 1$ and $k = 2$. In particular, for a two-parameter extension such as (w_0, w_a) , $N_\sigma = \{1, 2, 3, 4\}$ corresponds to $\Delta\chi^2 \simeq \{2.30, 6.18, 11.83, 19.33\}$.

We note that, in addition to $\Delta\chi_{\text{min}}^2$, it is useful to report information-criterion differences for transparency under parameter counting: $\Delta\text{AIC} \equiv \text{AIC}_{\text{ext}} - \text{AIC}_{\Lambda\text{CDM}}$ and $\Delta\text{BIC} \equiv \text{BIC}_{\text{ext}} - \text{BIC}_{\Lambda\text{CDM}}$. Negative values indicate preference for the extension after complexity penalties. Because BIC penalizes additional parameters by $\ln N_{\text{data}}$, it is typically more conservative than AIC for large combined data vectors.

TABLE IV. Model-comparison “scorecard” translating reported N_σ preferences for w_0w_a CDM (CPL dark-energy extension) over Λ CDM into implied $\Delta\chi^2$ (Wilks, $k = 2$), and the corresponding $\Delta\text{AIC} = \Delta\chi^2 - 4$. These translations are valid only under the nested-model/Wilks assumptions and should be complemented by probe-by-probe goodness-of-fit and systematics tests.

Data combination	N_σ (reported)	$\Delta\chi^2$ (implied)	ΔAIC (implied)
DESI BAO + CMB	3.1	12.5	8.5
DESI BAO + CMB + SNe	2.8–4.2	10.6–21.1	6.6–17.1

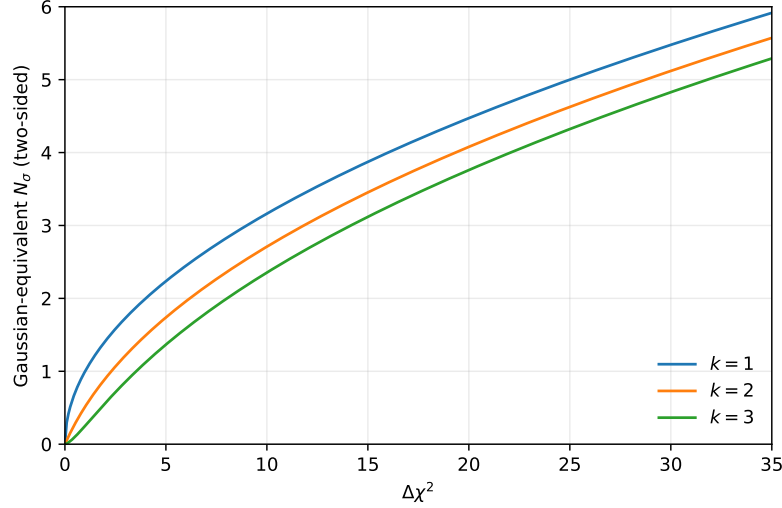


FIG. 3. Conversion between likelihood-ratio improvements $\Delta\chi^2$ and Gaussian-equivalent significance N_σ for nested models with $k = 1$ and $k = 2$ additional parameters, using the two-sided mapping $p = 1 - F_{\chi_k^2}(\Delta\chi^2)$ and $N_\sigma = \Phi^{-1}(1 - p/2)$. This avoids the common (incorrect) shorthand $N_\sigma \simeq \sqrt{\Delta\chi^2}$ when $k \neq 1$.

B. Information criteria and Bayesian evidence

For Gaussian likelihoods one may define

$$\text{AIC} = -2 \ln \mathcal{L}_{\max} + 2k_{\text{tot}}, \quad \text{BIC} = -2 \ln \mathcal{L}_{\max} + k_{\text{tot}} \ln N_{\text{data}}, \quad (71)$$

where k_{tot} is the total number of fitted parameters (including nuisance parameters) and N_{data} is the dimension of the combined data vector. AIC/BIC provide fast complexity penalties but do not replace Bayesian evidence when priors are well-defined. The evidence is

$$Z = \int d\boldsymbol{\theta} \mathcal{L}(\boldsymbol{\theta}) \pi(\boldsymbol{\theta}), \quad \Delta \ln Z \equiv \ln \left(\frac{Z_{\text{ext}}}{Z_{\Lambda\text{CDM}}} \right), \quad (72)$$

which is sensitive to prior volumes and therefore must be quoted with the stated prior ranges.

Independent of the chosen metric (likelihood ratio, AIC/BIC, or evidence), a convincing claim should be accompanied by: (i) the best-fit χ^2_{\min} (or $-2 \ln \mathcal{L}_{\max}$) in ΛCDM and the extension, (ii) $\Delta\chi^2$ and the correct k used in Eq. (70), (iii) a probe-by-probe decomposition $\Delta\chi^2 = \sum_X \Delta\chi_X^2$ for $X \in \{\text{BAO}, \text{SN}, \text{CMB}, \text{growth/lensing}\}$ where available, and (iv) posterior predictive checks (PPCs) targeted at the specific residuals that motivate the extension (e.g. redshift-dependent distance residuals, or BAO anisotropy). In SN-dominated combinations with $N_{\text{data}} \sim \mathcal{O}(10^3) - \mathcal{O}(10^4)$, BIC imposes a substantial penalty for additional dark-energy parameters: for $\Delta k = 2$ (CPL), one needs $\Delta\chi^2 \gtrsim 2 \ln N_{\text{data}} \approx 14 - 18$ to be BIC-preferred, whereas AIC requires only $\Delta\chi^2 > 4$. This clarifies why “evolving- w ” claims that are significant under likelihood ratios may still be disfavored by BIC in large- N_{data} combinations.

C. Goodness-of-fit, posterior predictive checks, and dataset consistency

A transparent robustness report should include (i) absolute goodness-of-fit for each probe block and (ii) internal consistency between probe combinations in the shared parameter subspace. For a data vector \mathbf{d} partitioned into blocks $X \in \{\text{BAO}, \text{SN}, \text{CMB}, \text{growth/lensing}\}$ with covariance blocks \mathbf{C}_X , we define residuals $\mathbf{r}(\boldsymbol{\theta}) \equiv \mathbf{d} - \mathbf{d}_{\text{th}}(\boldsymbol{\theta})$ and blockwise contributions

$$\chi_X^2(\boldsymbol{\theta}) \equiv \mathbf{r}_X^T \mathbf{C}_X^{-1} \mathbf{r}_X, \quad \chi_{\text{tot}}^2(\boldsymbol{\theta}) = \sum_X \chi_X^2(\boldsymbol{\theta}). \quad (73)$$

Reporting $\Delta\chi_X^2$ between nested models (alongside $\Delta\chi_{\text{tot}}^2$) makes it explicit which probes drive any preference. For typical cosmological likelihoods with $N_{\text{data}} \sim 10^2 - 10^3$, the BIC penalty per additional parameter is $\ln N_{\text{data}} \simeq 4.6 - 6.9$ (i.e., substantially stronger than the AIC penalty of 2 per parameter).

A Bayesian posterior predictive p -value for a chosen discrepancy statistic $T(\mathbf{d}, \boldsymbol{\theta})$ is

$$p_{\text{PPC}} \equiv \Pr[T(\mathbf{d}_{\text{rep}}, \boldsymbol{\theta}) \geq T(\mathbf{d}, \boldsymbol{\theta}) \mid \mathbf{d}] = \int d\boldsymbol{\theta} p(\boldsymbol{\theta} \mid \mathbf{d}) \int d\mathbf{d}_{\text{rep}} p(\mathbf{d}_{\text{rep}} \mid \boldsymbol{\theta}) \Theta(T(\mathbf{d}_{\text{rep}}, \boldsymbol{\theta}) - T(\mathbf{d}, \boldsymbol{\theta})), \quad (74)$$

where \mathbf{d}_{rep} is a replicated dataset drawn from the likelihood $p(\mathbf{d} \mid \boldsymbol{\theta})$ and Θ is the Heaviside step function. In practice, p_{PPC} is estimated by drawing $\boldsymbol{\theta}$ from the posterior and generating \mathbf{d}_{rep} from the corresponding likelihood, using the same covariance and systematics model.

To quantify dataset consistency in a common parameter subspace, consider two (approximately independent) probe combinations A and B with posterior means $\bar{\boldsymbol{\theta}}_A$, $\bar{\boldsymbol{\theta}}_B$ and covariances $\boldsymbol{\Sigma}_A$, $\boldsymbol{\Sigma}_B$. The parameter-shift statistic

$$T_{AB} \equiv (\bar{\boldsymbol{\theta}}_A - \bar{\boldsymbol{\theta}}_B)^T (\boldsymbol{\Sigma}_A + \boldsymbol{\Sigma}_B)^{-1} (\bar{\boldsymbol{\theta}}_A - \bar{\boldsymbol{\theta}}_B) \quad (75)$$

is approximately $\chi^2_{N_p}$ -distributed under the null (Gaussian posteriors, correct model, negligible cross-covariance), where N_p is the number of shared parameters. If the two inferences are correlated (e.g. shared calibration anchors), one should replace $\boldsymbol{\Sigma}_A + \boldsymbol{\Sigma}_B \rightarrow \boldsymbol{\Sigma}_A + \boldsymbol{\Sigma}_B - \boldsymbol{\Sigma}_{AB} - \boldsymbol{\Sigma}_{BA}$. The corresponding p -value and Gaussian-equivalent N_σ can be reported using Eq. (70).

D. Linear-response parameter shifts induced by systematic residuals

In the Gaussian approximation around a best-fit point $\hat{\boldsymbol{\theta}}$, a (small) systematic residual $\delta\mathbf{d}$ in the combined data vector induces a parameter shift that is well approximated by a linear response:

$$\delta\boldsymbol{\theta} \simeq \mathbf{F}^{-1} \mathbf{J}^T \mathbf{C}^{-1} \delta\mathbf{d}, \quad J_{i\alpha} \equiv \left. \frac{\partial d_i}{\partial \theta_\alpha} \right|_{\hat{\boldsymbol{\theta}}}, \quad F_{\alpha\beta} = \mathbf{J}_\alpha^T \mathbf{C}^{-1} \mathbf{J}_\beta, \quad (76)$$

where \mathbf{C} is the total covariance of the data vector \mathbf{d} . For SN+BAO+CMB compressed combinations, $\delta\mathbf{d}$ can represent, for example, a redshift-dependent SN calibration drift $\delta\mu(z)$, a bias-correction residual mode, or a BAO systematic template mode. Eq. (76) provides a quantitative way to translate $\text{few} \times 10^{-2}$ mag-level effects into expected shifts of (w_0, w_a) (and derived parameters) *without rerunning* a full Markov chain Monte Carlo (MCMC), and it makes explicit which redshift ranges and probes dominate the projection.

Using the local response coefficients in Table I, a redshift-dependent residual $\Delta\mu_{\text{sys}}(z \simeq 1)$ projects approximately as $\Delta\mu_{\text{sys}} \simeq (\partial\Delta\mu/\partial w_0) \delta w_0$ (holding w_a fixed). Thus, keeping $|\delta w_0| < 0.05$ requires $|\Delta\mu_{\text{sys}}(z \simeq 1)| \lesssim 0.05 \times 0.31 \simeq 0.016$ mag. A fully rigorous budget should use Eq. (17) with the full covariance and the actual mode shape $\delta\mu_{\text{sys}}(z)$.

In practice, \mathbf{J} is obtained by finite differences of the pipeline prediction for the chosen data vector, \mathbf{C} is the published total covariance for the same observable definitions, and $\mathbf{F} = \mathbf{J}^T \mathbf{C}^{-1} \mathbf{J}$. Given any systematic template $\delta\mathbf{d}$ (e.g. a redshift-dependent SN $\delta\mu(z)$ mode or a BAO-template bias mode), Eq. (76) yields the induced $\delta\boldsymbol{\theta}$, which can be compared directly to posterior uncertainties to define an explicit bias budget.

VIII. CONCLUSIONS AND OUTLOOK

DESI DR2 moves late-time acceleration tests into a regime where the dominant limitation is no longer the statistical precision of distance ratios, but the coherent propagation of a small set of *calibration directions*: the BAO ruler calibration (via r_d), and redshift-dependent SN calibration/selection modes that can project onto (w_0, w_a) at the level relevant for percent-level distance constraints. Accordingly, the key inference question is not only whether a given combination prefers $w(z) \neq -1$, but *which ingredient is actually required*: a genuine change in the late-time expansion shape $E(z)$, an early-time shift in r_d , or a residual systematic mode in the distance ladder.

This paper contributes two lightweight, likelihood-faithful diagnostics intended to sharpen that interpretation:

- An explicitly r_d -independent BAO “shape” observable, $F_{\text{AP}}(z) \equiv D_{\text{M}}(z)/D_{\text{H}}(z)$, constructed directly from published anisotropic BAO products and their covariance. This isolates late-time expansion-shape information from pure ruler-rescaling effects.
- A linear-response mapping from redshift-dependent SN Hubble-diagram residuals $\delta\mu_{\text{sys}}(z)$ to induced biases in (w_0, w_a) , including the covariance-projected form that marginalizes calibration-like nuisance directions [Eqs. (18)–(20)]. This turns “ $\text{few} \times 10^{-2}$ mag matters” into an explicit requirement on systematic mode amplitudes.

Three quantitative takeaways are worth emphasizing:

- In nested-model language, a quoted “ N_σ preference” for w_0w_a CDM over Λ CDM corresponds to a *specific* $\Delta\chi^2$ for $\Delta k = 2$ degrees of freedom, not $\sqrt{\Delta\chi^2}$. Figure 3 provides a compact translation consistent with Eq. (70).
- SN redshift-dependent systematics at the level of $\Delta\mu_{\text{sys}} \sim 0.02$ mag correspond to $\Delta D_L/D_L \simeq 0.92\%$ and can shift (w_0, w_a) at a level comparable to reported DESI-era “evolving- w ” preferences (see Table I and Sec. III A 3). As a practical target, keeping $|\delta w_0| \lesssim 0.05$ typically requires controlling coherent *relative* modulus residuals to $\lesssim (1-2) \times 10^{-2}$ mag over $z \sim 0.5-1$, with the exact bound determined by the covariance-projected mode shapes in Eq. (20).
- r_d -independent BAO anisotropy provides a clean discriminator: if the anomaly is primarily a ruler shift, $F_{\text{AP}}(z)$ remains approximately unchanged, while statistically significant deviations in $F_{\text{AP}}(z)$ point to a genuine late-time shape change (and/or curvature if allowed).

Looking forward, the most decisive near-term discriminants are those that break the “geometry-only” degeneracies: (i) full-shape clustering and RSD tied to the same samples used for BAO (growth closure at fixed background), (ii) end-to-end SN calibration/selection forward-modeling with explicit systematic-mode propagation into (w_0, w_a) , (iii) joint growth+geometry lensing analyses (3×2 pt) testing perturbation-level consistency, and (iv) standard sirens providing an absolute distance scale independent of both SN calibration and r_d , while also testing modified-gravity signatures through $D_L^{\text{GW}}/D_L^{\text{EM}}$.

Finally, any scalar–tensor or long-range-force interpretation of late-time anomalies must also remain compatible with local tests of gravity (potentially via screening). This motivates a balanced discovery portfolio that combines cosmological distances, growth/lensing closure, and gravitational-wave propagation constraints with complementary laboratory, astrophysical, and Solar-System gravity tests (see Refs. [58, 59]).

ACKNOWLEDGMENTS

The work described here was carried out at the Jet Propulsion Laboratory, California Institute of Technology, Pasadena, California, under a contract with the National Aeronautics and Space Administration. ©2026. California Institute of Technology. Government sponsorship acknowledged.

-
- [1] A. G. Riess *et al.*, Observational Evidence from Supernovae for an Accelerating Universe and a Cosmological Constant, *Astron. J.* **116**, 1009 (1998).
 - [2] S. Perlmutter *et al.*, Measurements of Ω and Λ from 42 High-Redshift Supernovae, *Astrophys. J.* **517**, 565 (1999).
 - [3] S. Weinberg, The Cosmological Constant Problem, *Rev. Mod. Phys.* **61**, 1 (1989).
 - [4] S. M. Carroll, The Cosmological Constant, *Living Rev. Relativ.* **4**, 1 (2001).
 - [5] P. J. E. Peebles and B. Ratra, The Cosmological Constant and Dark Energy, *Rev. Mod. Phys.* **75**, 559 (2003).
 - [6] J. A. Frieman, M. S. Turner, and D. Huterer, Dark Energy and the Accelerating Universe, *Annu. Rev. Astron. Astrophys.* **46**, 385 (2008).
 - [7] DESI Collaboration, DESI DR2 Results. II. Measurements of Baryon Acoustic Oscillations and Cosmological Constraints, *Phys. Rev. D* **112**, 083515 (2025).
 - [8] DESI Collaboration, DESI DR2 Results. I. Baryon Acoustic Oscillations from the Lyman- α Forest, *Phys. Rev. D* **112**, 083514 (2025).
 - [9] DESI Collaboration, Validation of the DESI DR2 Baryon Acoustic Oscillations Measurements from Galaxies and Quasars, *Phys. Rev. D* **112**, 083512 (2025).
 - [10] DESI Collaboration, Extended Dark Energy Analysis Using the DESI DR2 BAO Measurements, *Phys. Rev. D* **112**, 083511 (2025).
 - [11] G. Efstathiou, Evolving dark energy or supernovae systematics?, *Mon. Not. R. Astron. Soc.* **538**, 875 (2025).
 - [12] M. Vincenzi *et al.*, Comparing the DES-SN5YR and Pantheon+ supernova cosmology analyses: investigation based on “evolving dark energy or supernovae systematics”?, *Mon. Not. R. Astron. Soc.* **541**, 2585 (2025).
 - [13] B. Popovic *et al.*, DES-Dovekie: A Reanalysis of DES Supernova Cosmology with Updated Calibration and Systematics (2025), arXiv preprint, arXiv:2511.07517 [astro-ph.CO].
 - [14] T. M. C. Abbott *et al.* (DES), Dark Energy Survey Year 6 Results: Cosmological Constraints from Galaxy Clustering and Weak Lensing (2026), arXiv:2601.14559 [astro-ph.CO].
 - [15] T. Louis *et al.*, The Atacama Cosmology Telescope: DR6 Power Spectra and Cosmological Parameters, *J. Cosmol. Astropart. Phys.* **2025** (11), 062.
 - [16] E. Camphuis *et al.*, SPT-3G D1: CMB Temperature and Polarization Power Spectra and Cosmology from 2019 and 2020 Observations of the SPT-3G Main Field, *Phys. Rev. D* **10.1103/7wt3-9v2y** (2026).

- [17] A. H. Wright *et al.*, KiDS-Legacy: Cosmological constraints from cosmic shear with the complete Kilo-Degree Survey, *Astron. Astrophys.* **703**, A158 (2025).
- [18] J. Choppin de Janvry, B. Dai, S. Gontcho A Gontcho, U. Seljak, and T. Zhang, *Cosmic Shear constraints from HSC Year 3 with clustering calibration of the tomographic redshift distributions from DESI* (2025), arXiv:2511.18134 [astro-ph.CO].
- [19] Euclid Collaboration, Euclid. I. Overview of the Euclid mission, *Astron. Astrophys.* **697**, A1 (2025).
- [20] S. G. Turyshev, *Fundamental Physics in 2025: Status, Decisive Targets, and Path Forward* (2025), arXiv:2512.21445 [gr-qc].
- [21] C. Alcock and B. Paczynski, An evolution free test for non-zero cosmological constant, *Nature* **281**, 358 (1979).
- [22] N. Aghanim *et al.* (Planck), Planck 2018 results. VI. Cosmological parameters, *Astron. Astrophys.* **641**, A6 (2020).
- [23] V. Sahni, A. Shafieloo, and A. A. Starobinsky, Two New Diagnostics of Dark Energy, *Phys. Rev. D* **78**, 103502 (2008).
- [24] D. Brout *et al.*, The Pantheon+ Analysis: Cosmological Constraints, *Astrophys. J.* **938**, 110 (2022).
- [25] D. Scolnic *et al.*, The Pantheon+ Type Ia Supernova Sample: The Full Data Set and Light-curve Release, *Astrophys. J.* **938**, 113 (2022).
- [26] T. M. C. Abbott *et al.* (DES), The Dark Energy Survey Supernova Program: Cosmology Results with ~ 1500 New High-redshift Type Ia Supernovae Using the Full 5-year Data Set, *Astrophys. J. Lett.* **973**, L14 (2024).
- [27] D. Rubin *et al.*, Union Through UNITY: Cosmology with 2000 SNe Using a Unified Bayesian Framework, *Astrophys. J.* **986**, 231 (2025).
- [28] W. E. Ballinger, J. A. Peacock, and A. F. Heavens, Measuring the cosmological constant with redshift surveys, *Mon. Not. R. Astron. Soc.* **282**, 877 (1996).
- [29] N. Kaiser, Clustering in Real Space and in Redshift Space, *MNRAS* **227**, 1 (1987).
- [30] A. J. S. Hamilton, Linear Redshift Distortions: A Review, in *The Evolving Universe* (Kluwer Academic, 1998) pp. 185–275.
- [31] D. N. Limber, The Analysis of Counts of the Extragalactic Nebulae in Terms of a Fluctuating Density Field, *Astrophys. J.* **117**, 134 (1953).
- [32] M. LoVerde and N. Afshordi, Extended Limber Approximation, *Phys. Rev. D* **78**, 123506 (2008).
- [33] G. Gubitosi, F. Piazza, and F. Vernizzi, The Effective Field Theory of Dark Energy, *J. Cosmol. Astropart. Phys.* **2013** (02), 032.
- [34] E. Bellini and I. Sawicki, Maximal Freedom at Minimum Cost: Linear Large-Scale Structure in General Modifications of Gravity, *J. Cosmol. Astropart. Phys.* **2014** (07), 050.
- [35] T. Clifton, P. G. Ferreira, A. Padilla, and C. Skordis, Modified Gravity and Cosmology, *Phys. Rep.* **513**, 1 (2012).
- [36] A. Joyce, B. Jain, J. Khoury, and M. Trodden, Beyond the Cosmological Standard Model, *Phys. Rep.* **568**, 1 (2015).
- [37] B. P. Abbott *et al.* (LIGO Scientific Collaboration and Virgo Collaboration), Multi-messenger Observations of a Binary Neutron Star Merger, *Astrophys. J. Lett.* **848**, L12 (2017).
- [38] T. Baker *et al.*, Strong Constraints on Cosmological Gravity from GW170817 and GRB 170817A, *Phys. Rev. Lett.* **119**, 251301 (2017).
- [39] L. Wang and P. J. Steinhardt, Cluster abundance constraints on quintessence models, *Astrophys. J.* **508**, 483 (1998).
- [40] E. V. Linder, Cosmic Growth History and Expansion History, *Phys. Rev. D* **72**, 043529 (2005).
- [41] B. F. Schutz, Determining the Hubble Constant from Gravitational Wave Observations, *Nature* **323**, 310 (1986).
- [42] B. P. Abbott *et al.* (LIGO Scientific Collaboration and Virgo Collaboration), A gravitational-wave standard siren measurement of the Hubble constant, *Nature* **551**, 85 (2017).
- [43] M. Chevallier and D. Polarski, Accelerating Universes with Scaling Dark Matter, *Int. J. Mod. Phys. D* **10**, 213 (2001).
- [44] E. V. Linder, Exploring the Expansion History of the Universe, *Phys. Rev. Lett.* **90**, 091301 (2003).
- [45] A. Albrecht *et al.*, *Report of the Dark Energy Task Force*, Tech. Rep. (U.S. Department of Energy / NASA / NSF, 2006) dETF Final Report, arXiv:astro-ph/0609591.
- [46] V. Poulin, T. L. Smith, T. Karwal, and M. Kamionkowski, Early dark energy can resolve the Hubble tension, *Phys. Rev. Lett.* **122**, 221301 (2019).
- [47] J. C. Hill, E. McDonough, M. W. Toomey, and S. Alexander, Early Dark Energy Does Not Restore Cosmological Concordance, *Phys. Rev. D* **102**, 043507 (2020).
- [48] M. Kamionkowski and A. G. Riess, The Hubble Tension and Early Dark Energy, *Annu. Rev. Nucl. Part. Sci.* **73**, 153 (2023).
- [49] E. J. Copeland, M. Sami, and S. Tsujikawa, Dynamics of Dark Energy, *Int. J. Mod. Phys. D* **15**, 1753 (2006).
- [50] I. Zlatev, L.-M. Wang, and P. J. Steinhardt, Quintessence, Cosmic Coincidence, and the Cosmological Constant, *Phys. Rev. Lett.* **82**, 896 (1999).
- [51] A. Vikman, Can Dark Energy Evolve to the Phantom?, *Phys. Rev. D* **71**, 023515 (2005).
- [52] B. Feng, X. Wang, and X. Zhang, Dark Energy Constraints from the Cosmic Age and Supernova, *Phys. Lett. B* **607**, 35 (2005).
- [53] L. Amendola, Coupled Quintessence, *Phys. Rev. D* **62**, 043511 (2000).
- [54] R. R. Caldwell, A Phantom Menace? Cosmological Consequences of a Dark Energy Component with Super-Negative Equation of State, *Phys. Lett. B* **545**, 23 (2002).
- [55] W. Hu and I. Sawicki, Models of $f(R)$ Cosmic Acceleration that Evade Solar-System Tests, *Phys. Rev. D* **76**, 064004 (2007).
- [56] G. R. Dvali, G. Gabadadze, and M. Porrati, 4D Gravity on a Brane in 5D Minkowski Space, *Phys. Lett. B* **485**, 208 (2000).
- [57] E. Belgacem, Y. Dirian, S. Foffa, and M. Maggiore, The Gravitational-Wave Luminosity Distance in Modified Gravity Theories, *Phys. Rev. D* **97**, 104066 (2018).
- [58] S. G. Turyshev, S.-w. Chiow, and N. Yu, Searching for new physics in the solar system with tetrahedral spacecraft formations, *Phys. Rev. D* **109**, 084059 (2024), arXiv:2404.02096 [gr-qc].

[59] S. G. Turyshev, Solar system experiments in the search for dark energy and dark matter, *Phys. Rev. D* **112**, 123003 (2025), [arXiv:2509.05910 \[astro-ph.CO\]](#).

Appendix A: r_d -independent DESI DR2 $F_{\text{AP}}(z)$ data vector and covariance

For each anisotropic BAO redshift bin z_i with published observables $(D_{\text{M}}(z_i)/r_d, D_{\text{H}}(z_i)/r_d)$ and covariance \mathbf{C}_d in the log-data vector

$$\mathbf{d} \equiv \left(\ln \frac{D_{\text{M}}(z_1)}{r_d}, \dots, \ln \frac{D_{\text{M}}(z_N)}{r_d}, \ln \frac{D_{\text{H}}(z_1)}{r_d}, \dots, \ln \frac{D_{\text{H}}(z_N)}{r_d} \right)^T, \quad (\text{A1})$$

we define the r_d -independent “shape” vector

$$\mathbf{y} \equiv \left(\ln F_{\text{AP}}(z_1), \dots, \ln F_{\text{AP}}(z_N) \right)^T, \quad \mathbf{y} = \mathbf{A}\mathbf{d}, \quad \mathbf{A} = (\mathbf{I}_N, -\mathbf{I}_N), \quad (\text{A2})$$

with covariance

$$\mathbf{C}_y = \mathbf{A}\mathbf{C}_d\mathbf{A}^T. \quad (\text{A3})$$

The construction in Eqs. (A1)–(A3) is general and can be applied directly to any published anisotropic BAO distance product that reports $(D_{\text{M}}/r_d, D_{\text{H}}/r_d)$ and the associated covariance. Table V therefore serves as an example (Ly α at $z_{\text{eff}} = 2.33$); a full multi-bin DR2 $\{F_{\text{AP}}(z_i)\}$ vector can be assembled straightforwardly from the public DESI DR2 anisotropic-BAO covariance matrices using Eq. (36).

TABLE V. Example of r_d -independent anisotropic-BAO “shape” statistic for the DR2 Ly α bin, $F_{\text{AP}}(z) = D_{\text{M}}(z)/D_{\text{H}}(z)$, derived from published $(D_{\text{M}}/r_d, D_{\text{H}}/r_d)$ values and their covariance. Generated from the DESI DR2 distance products using (A1)–(A3). We show the Ly α bin as an example.

Tracer/bin	z_{eff}	D_{M}/r_d	D_{H}/r_d	ρ_{MH}	$F_{\text{AP}} \pm \sigma_{\text{stat}} (\pm \sigma_{\text{sys}})$
Ly α	2.33	38.99	8.632	−0.457	$4.518 \pm 0.095 (\pm 0.019)$