

Position: Universal Time Series Foundation Models Rest on a Category Error

Xilin Dai¹ Wanxu Cai² Zhijian Xu³ Qiang Xu³

Abstract

This position paper argues that the pursuit of “Universal Foundation Models for Time Series” rests on a fundamental category error, mistaking a structural Container for a semantic Modality. We contend that because time series hold incompatible generative processes (e.g., finance vs. fluid dynamics), monolithic models degenerate into expensive “Generic Filters” that fail to generalize under distributional drift. To address this, we introduce the “Autoregressive Blindness Bound,” a theoretical limit proving that history-only models cannot predict intervention-driven regime shifts. We advocate replacing universality with a Causal Control Agent paradigm, where an agent leverages external context to orchestrate a hierarchy of specialized solvers—from frozen domain experts to lightweight Just-in-Time adaptors. We conclude by calling for a shift in benchmarks from “Zero-Shot Accuracy” to “Drift Adaptation Speed” to prioritize robust, control-theoretic systems.

1. Introduction: The Universal Prior Fallacy

The current landscape of machine learning is defined by the quest for universality. Following the transformative success of Large Language Models (LLMs) like GPT-4 (Achiam et al., 2023) and Vision Transformers (ViTs) (Dosovitskiy, 2020), the research community has turned its gaze toward the final frontier of data types: Time Series. The prevailing hypothesis driven by the release of models is that “scale is all you need.” The argument posits that if we aggregate enough temporal data—billions of tokenized points from stock markets, weather stations, intensive care units, and server logs—a sufficiently large Transformer will learn a “Universal Prior” of temporal dynamics, unlocking emergent forecasting capabilities analogous to the reasoning abilities of LLMs (Grau-Moya et al., 2024). This aspiration is rooted

in the belief that temporal sequence modeling shares a fundamental isomorphism with language modeling, where the prediction of the next token (or time step) serves as a proxy for understanding the underlying generative grammar of the world.

This paper challenges this hypothesis. **We posit that the pursuit of a Universal Time Series Foundation Model is based on a category error that confuses a Data Type (a container for information) with a Modality (a shared semantic space).** In language, the word “apple” shares a limited semantic grounding whether it appears in a recipe or a poem (a fruit or company). In vision, an “edge” or a “texture” obeys the same laws of optics whether it outlines a cat or a car. Time series data do not possess such shared grounding. A “spike” in a financial ticker (driven by market sentiment and liquidity shocks) has no causal or physical relationship to a “spike” in an EKG (driven by electrophysiological depolarization) (Jiang et al., 2025) or a “spike” in a turbine’s vibration sensor (driven by mechanical friction).

Treating these disparate signals as a unified modality creates a “Tower of Babel.” When a model is forced to minimize loss across these conflicting physical rules, it does not learn a deeper truth; it learns the intersection of priors—the lowest common denominator of statistical properties, such as smoothness and periodicity. We risk massive computational waste by building what are essentially “**Generic Filters**”—expensive, billion-parameter approximations of moving averages—instead of solving the core problem of forecasting: non-stationarity and drift.

The stakes for this error are high. As we deploy these models in critical infrastructure, from energy grids to supply chains, the reliance on frozen knowledge from a pre-training corpus becomes a liability (Ferdaus et al., 2026). Real-world systems are open and dynamic; they are subject to interventions and regime shifts that a history-only model cannot predict. This paper argues that we must abandon the search for a static “Universal Forecaster” and instead build Just-in-Time (JIT) Agents—systems that reason about the current regime, select the appropriate solver, and adapt instantly to new data.

¹ZJU-UIUC Institute, Zhejiang University, Hangzhou, China

²School of Software, Tsinghua University, Beijing, China

³Department of Computer Science and Engineering, The Chinese University of Hong Kong, Hong Kong, China. Correspondence to: Qiang Xu <qxu@cse.cuhk.edu.hk>.

2. Related Works

2.1. Foundation Models for Time Series

The aspiration to replicate the success of Natural Language Processing (NLP) in time series field has driven a bifurcation in research: **Native Pre-training** and **Language Model Adaptation**.

Native time series pre-training has progressed through several architectural paradigms. Models such as MOMENT (Goswami et al., 2024) and Moirai (Woo et al., 2024) adopt encoder-only architectures with masked modeling objectives. TimeGPT (Garza et al., 2023), TimesFM (Das et al., 2024), and Moirai 2.0 (Liu et al., 2025a), shifted to decoder-only, autoregressive transformers. Chronos (Ansari et al., 2024) and Chronos-2 (Ansari et al., 2025) formulates time series forecasting as a language modeling problem via value quantization. More recent efforts explore alternative scaling and modeling strategies, such as Time-MoE (Shi et al., 2024), which employs a Mixture-of-Experts architecture, and Sundial (Liu et al., 2025b), which adopts a continuous flow-matching formulation.

In parallel, another line of research repurposes off-the-shelf large language models for time series forecasting. LLM-Time (Gruber et al., 2023) directly inputs the forecasting task into the prompt. GPT4TS (Zhou et al., 2023) and Time-LLM (Jin et al., 2023) introduce reprogramming-based approaches that map time series patches into the embedding space of frozen LLMs. Building on autoregressive alignment, AutoTimes (Liu et al., 2024b) enables in-context forecasting, while UniTime (Liu et al., 2024a) proposes a unified Language–Time Transformer to jointly process temporal data and language prompts.

The common hypothesis underlying these works is that “Scaling Laws” are applicable to time series, and there exists a universal “Temporal Grammar”. However, this assumption is challenged by several works, mainly in two key areas: **Debate of Model Architectures** and **Distributional Discrepancy**.

2.2. Debate of Model Architectures

The trajectory of time series modeling has attempted to mirror the paradigm shift in NLP, though with contested results. In NLP, the transition from RNN (Elman, 1990) and LSTM (Hochreiter & Schmidhuber, 1997) to the Transformer (Vaswani et al., 2017) architecture provided indisputable gains in capturing long-range dependencies. Subsequent scaling of this architecture established a clear “scaling law” where increased parameters and data correlated directly with model capabilities.

To address long-sequence time series modeling, researchers initially directly reused the transformer structure. Informer (Zhou et al., 2021) and Autoformer (Wu et al., 2021) intro-

duced sparse attention and decomposition-based designs, followed by Fedformer (Zhou et al., 2022) and Crossformer (Zhang & Yan, 2023), which incorporate frequency-domain modeling and cross-dimension attention. **However, unlike in NLP, the supremacy of Transformers in time series has been challenged.** DLinear (Zeng et al., 2023) demonstrated that a simple, single-layer linear model could outperform complex, modification-heavy Transformers. This sparked a resurgence of MLP-based and linear architectures, such as TiDE (Das et al., 2023), TimeMixer (Wang et al., 2024a), and TimePrism (Dai et al., 2025a). Some works also explored the underlying causes and pointed out the “Attention Collapse” phenomenon (Zhai et al., 2023), which indicates that for temporal data, the heavy machinery of the Transformer often degrades into an expensive implementation of a low-pass filter or a seasonal moving average, lacking the emergent reasoning capabilities.

2.3. Distributional Discrepancy

Apart from the disagreement on the model architecture, the more significant issue that time series faces is the issue of generalization. Unlike NLP where semantic tokens maintain consistent meaning across contexts, time series analysis is plagued by a fundamental violation of the i.i.d. assumption. This distributional discrepancy manifests along two orthogonal axes—**temporal and spatial**—both of which undermine the premise of a unified FM.

The temporal non-stationarity indicates the training distribution differs from the future distribution. In the real world, the simplest form of distribution change is the variation in the statistical values of a sequence. The most common types are changes in the mean and variance. Methods like RevIN (Kim et al., 2021) and Non-stationary Transformers (Liu et al., 2022) reduced this problem. However, apart from the changes in the statistical data, changes in the pattern or a sudden shift would further increase the unpredictability of the sequence, and these methods are unable to address this issue. The spatial non-stationarity indicates the distribution differences among different domains. Evidence showed that pre-training on diverse but weakly related datasets can degrade downstream performance compared to models trained directly on target data (Gong et al.). Only by dynamically adjusting the statistical parameters of the distribution during cross-domain transfer can the performance of the model be improved.

2.4. Novel Paradigms

To address the issues mentioned above, some works have already begun to consider a paradigm shift.

From Multimodal Forecasting to Causal Inference To address the unpredictable impact of sudden changes in the

external environment on time series, some recent studies have incorporated text as input, providing more environmental information to guide the direction of time series forecasting, such as Intervention-aware forecasting (Xu et al., 2024b), From News to Forecast (Wang et al., 2024b), CiK (Williams et al., 2024). To put it more precisely, this is the potential application of causal inference in the field of time series, including some works such as the learning of causal structure (Chen et al., 2024), causal discovery (Cheng et al., 2023), and predictions in counterfactual scenarios (Yan & Wang, 2023) (Wang et al., 2023).

Test-Time Training (TTT) Acknowledging the non-stationarity of time series and the impossibility for a fixed set of pre-trained weights to anticipate all future regime shifts, recent work has begun to adopt TTT as a principled alternative to the zero-shot assumption. TTT leverages information contained in the test instance itself (Sun et al., 2020). In temporal modeling, TTT has evolved from test-time adaptation, including general fields (Kim et al., 2024) (Kim et al., 2025) as well as specialized fields (Guo et al., 2025), to test time learning (Christou et al., 2024).

Agents for Forecasting The agent is an ideal environment that have the potential of integrating all of the aforementioned requirements. Existing agent frameworks use LLM to automatically perform feature engineering, model selection and code generation (Zhao et al., 2025) (Cai et al., 2025). However, such an AutoML process is far from sufficient. The agent still has not yet become the role responsible for conducting autonomous data retrieval, making decisions, and performing causal inferences.

3. Argument I: The Category Error

The foundation of our critique lies in the distinction between a Modality and a Container. This distinction is not merely semantic; it dictates the success or failure of transfer learning, which is the engine of the Foundation Model paradigm.

3.1. Modality vs. Data Type

A **Modality**, such as Vision or Language, is governed by a group of invariant transformations (symmetries) that preserve semantics. In computer vision, concepts like translation invariance ($Cat(x, y) \approx Cat(x + \Delta, y)$) and occlusion are universal physical laws applicable to every image. These invariant laws create a structured manifold where transfer learning thrives: a model pre-trained on ImageNet learns to detect edges and textures that are genuinely useful when fine-tuned on medical X-rays (Lao et al., 2024).

A **Container**, by contrast, is defined only by its data structure. Time series is a container defined by the tuple (t, x_t) .

It is a bucket; the data inside shares no universal set of invariant transformations (see Figure 1).

- **Physics (e.g., Weather, Energy):** Governed by conservation laws and differential equations. These systems are often continuous and exhibit smooth, cyclical dynamics (Ferdaus et al., 2026; Dai et al., 2025b).
- **Economics (e.g., Finance, Sales):** Governed by game theory, psychology, and complex adaptive systems. These systems are often reflexive (predictions affect outcomes) and exhibit random walk behavior where history is a poor predictor of the future (He et al., 2019).
- **Biology (e.g., ECG, EEG):** Governed by electrochemistry and physiology. These signals are often strictly periodic but subject to catastrophic failure modes (arrhythmia) (Jiang et al., 2025).

Crucially, there are **no invalid transitions** in time series. A vision model can learn that an image of pure static noise is **invalid** because it violates the learned physics of light and objects. In time series, however, a system can undergo a **bifurcation**, transitioning from a stable, predictable state to a chaotic one in an instant. A foundation model therefore cannot dismiss a sudden structural break as noise or an error; it must accept it as a potential, legitimate reality.

When we pour these incompatible fluids into a single “Universal Model,” we create negative transfer. Evidence from recent benchmarks supports this. Research on Moirai and TimeGPT shows that while they perform well on generic patterns, they often struggle to beat simple univariate baselines like ARIMA or seasonal Naive methods on specific tasks (Marchesi et al., 2025; r/MachineLearning, 2025). More damningly, studies on negative transfer in time series forecasting demonstrate that pre-training on a diverse corpus can degrade performance on specific downstream tasks compared to training from scratch, particularly in finance where the rules of the source domain (e.g., weather smoothness) actively contradict the target domain (market volatility) (Xu et al., 2024a; Otović et al., 2022). This phenomenon has been empirically validated in studies showing that pre-trained models like Delphyne, while robust in general settings, struggle to outperform specialized baselines in financial risk analysis due to this domain mismatch (Ding et al., 2025).

3.2. A Formal, Group-Theoretic Proof

We now formalize this distinction. Let the total data space be $\mathcal{X} = \mathbb{R}^d$, where, for a time series of length T and C channels, $d = T \times C$.

Definition 3.1 (Container (Data Type)). A **Container** refers to the entire space \mathcal{X} itself, with no assumed prior distribution. Its corresponding symmetry group, $G_{\text{container}}$, is the trivial group $(\{e\})$, implying that a data point can be any point in the space without constraints collapsing it onto a

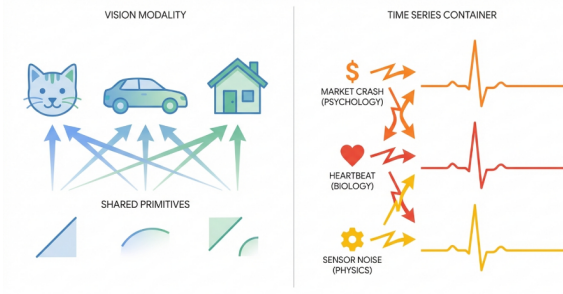


Figure 1. The Category Error: Time series as a structural container. Disparate generative processes (e.g., finance, biology, physics) are treated as a single modality, leading to negative transfer when a monolithic model is trained on their union.

lower-dimensional structure.

$$\text{Support}(D_{\text{container}}) \approx \mathcal{X} \quad (1)$$

Definition 3.2 (Modality). A **Modality** is a proper subset of \mathcal{X} , constrained by a specific, non-trivial invariance group G_{mod} . Data points x are confined to a manifold $\mathcal{M} \subset \mathcal{X}$ formed by the orbits of G_{mod} .

$$\mathcal{M} = \{x \in \mathcal{X} \mid \text{Constraints}(x)\}, \quad \dim(\mathcal{M}) \ll d \quad (2)$$

Proof that Universal Time Series has a Trivial Symmetry Group. Let the learning task be to find a target function $f : \mathcal{X} \rightarrow \mathcal{Y}$. For a **Modality**, there exists a non-trivial group G such that for all $g \in G$, f is either invariant ($f(g \cdot x) = f(x)$) or equivariant ($f(g \cdot x) = g \cdot f(x)$). This allows learning on a smaller quotient space \mathcal{X}/G .

For a universal time series model, the data it must handle effectively constitutes a **Container**. Although individual time series domains may live on their own manifolds (\mathcal{M}_k), a universal model must operate on their union. To generalize, it must leverage symmetries that are valid across all these domains. The group of such universal symmetries, $G_{\text{universal}}$, is therefore the intersection of the symmetry groups of all its constituent sub-domains (finance, medicine, etc.):

$$G_{\text{universal}} = \bigcap_k G_{\text{domain}_k} \quad (3)$$

The assertion that these domains possess disparate, conflicting symmetries is not just an empirical observation; it is rooted in control theory. **Realization theory**, particularly constructive proofs like the Ho-Kalman algorithm, demonstrates that for *any* arbitrary sequence of observations, a linear time-invariant (LTI) system can be mathematically constructed that perfectly generates it. This proves that no sequence, no matter how random or chaotic, can be ruled out a priori as **invalid**. Since any signal is potentially realizable by some underlying physical process, the search for a

universal set of constraining symmetries is futile. With conflicting domain-specific rules (e.g., scale-variance in finance vs. quasi-periodicity in ECG), their intersection inevitably collapses to the trivial group, containing only the identity element:

$$G_{\text{universal}} \rightarrow \{e\} \quad (4)$$

While some may argue that architectural patterns like Mixture of Experts (Wu et al., 2026) can approximate the *union* rather than the intersection of these manifolds, we address this counter-argument in detail in Appendix A.1. This proves that the set of all time series lacks a shared, non-trivial symmetry group, forcing any universal model to treat it as a Container.

3.3. Sample Complexity Lower Bound

The consequence of this trivial symmetry group is a fundamental barrier to efficient learning.

Theorem 3.3 (Sample Complexity Lower Bound for Universal Approximation). *To learn a universal function class \mathcal{F} over a data space treated as a **Container** (i.e., with a trivial shared symmetry group $G = \{e\}$), the number of samples N required to achieve an error ϵ has a worst-case exponential dependency on the ambient dimension d :*

$$N \geq \Omega\left(\frac{1}{\epsilon^d}\right) \quad (5)$$

Discussion. 1. Foundation Models for a Modality (e.g., GPT-4, ResNet) succeed because they operate on a specific sub-manifold (e.g., $\mathcal{X}_{\text{text}}$) governed by shared symmetries (a grammar group for NLP; locality for vision). This shared bias constrains the learning problem, making it tractable and avoiding the curse of dimensionality.

2. Foundation Models for a Container (Time Series): When a model is trained on a union of disjoint domains with conflicting symmetries, it cannot exploit any single group structure for efficiency. Since $G_{\text{universal}} \approx \{e\}$, the model effectively faces the worst-case learning scenario of a Container. It must simultaneously learn incompatible generative processes, such as the Navier-Stokes equations for fluid dynamics, Ito Calculus for financial stochastic processes, or Electrophysiology for biological signals.

To make this more concrete, consider a **thought experiment** with a completely controllable electrical circuit. By designing a sufficiently complex input voltage $u(t)$, control theory guarantees that we can make the circuit’s output voltage $y(t)$ follow *any* desired waveform. A forecasting model that only observes the output time series $y(t)$ is blind to the external driving input $u(t)$. It is thus tasked with reverse-engineering a system capable of infinite behaviors from partial observations—an ill-posed and fundamentally unsolvable problem

in the general case. Without architectural priors like weight sharing being consistently meaningful across domains, the model is forced towards **rote memorization**, leading to an over-parameterized and **non-generalizable** solution.

3.4. “No Free Lunch” and Incompressibility

The theoretical underpinning of this argument is the No Free Lunch (NFL) theorem (Wolpert & Macready, 2002). The NFL theorem states that no single algorithm is superior when averaged over all possible problems. Deep Learning succeeds in practice because it is not applied to all problems; it is applied to specific modalities like vision, where the “set of all natural images” constitutes a tiny, highly structured manifold within the space of all possible pixel grids.

This structure implies compressibility. From an information-theoretic perspective, language and images have low Kolmogorov complexity; they can be described by rules (grammar, physics) far simpler than the raw data itself. Many time series, however, do not share this property. A financial time series, for instance, can approximate a random walk, a process whose Kolmogorov complexity is high—it is fundamentally incompressible.

Does the “set of all time series” form a coherent, compressible manifold? No. The union of heartbeats, stock prices, and weather patterns does not form a single structured manifold because their generative rules are disparate and often cancel each other out. A model trained on this union cannot learn a sharp, informative prior because no such universal prior exists. Our proof in Section 3.2 demonstrates that the intersection of their symmetries is trivial, meaning a model trained on their union learns a featureless prior.

3.5. The “Generic Filter” Hypothesis

This theoretical trifecta—a trivial shared symmetry group, a resulting prohibitive sample complexity, and the inherent incompressibility of many time series—leads to our central practical claim: the Generic Filter Hypothesis. In the absence of strong, domain-specific guidance from multimodal context, a foundation model trained on disjoint domains is forced to find the lowest common denominator of temporal dynamics. This optimization path of least resistance causes the model to degenerate into an expensive, parameter-heavy implementation of classical signal processing kernels. Recent investigations into attention collapse in time series Transformers support this, showing that self-attention mechanisms often collapse into local window attention or periodic attention (Zhai et al., 2023). This phenomenon, known as attention collapse, is depicted in Figure 2.

- **Local Window Attention** is mathematically equivalent to a Moving Average or an auto-regressive linear model ($AR(p)$).



Figure 2. The Generic Filter Hypothesis illustrated by attention collapse. A large Transformer’s attention mechanism degenerates from a potentially complex pattern into a simple diagonal band, effectively mimicking a moving average filter.

- **Periodic Attention** is mathematically equivalent to a Fourier Transform or a Seasonal Naive method.

If a billion-parameter Transformer effectively functions as a Moving Average, we have achieved a massive regression in computational efficiency. We are using a high-capacity Transformer to approximate an $AR(p)$ process. This hypothesis explains why simple linear models like DLinear consistently outperform or match complex Transformers in long-term forecasting benchmarks (Zeng et al., 2023; Brigato et al., 2025). The intelligence of the Transformer is wasted on data that does not support complex semantic reasoning, leaving only its ability to smooth noise—a task simple statistical models perform with orders of magnitude less compute.

4. Argument II: The Mathematical Limit

The second pillar of our argument is the intrinsic mathematical limit of history-based forecasting in non-stationary environments. We term this the Autoregressive Blindness Bound.

4.1. The Autoregressive Blindness Bound

Current forecasting paradigms are largely autoregressive: they predict the future X_{t+1} based solely on the history $X_{t-h:t}$. This assumes the system is a closed loop. However, real-world systems are open, subject to external Interventions (U_t)—shocks, policy changes, or physical perturbations—that are often unobserved in the scalar time series history. Drawing from work on intervention-aware forecasting (Xu et al., 2024b), we can formalize this. Predicting system dynamics $F(X_h, U_t)$ using only history X_h results in an irreducible error floor.

Proposition 3.1 (Autoregressive Blindness Bound): *In a dynamical system driven by external interventions, any model that relies solely on historical state variables (X_h) to*

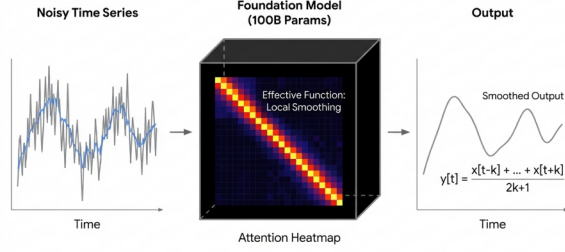


Figure 3. The Autoregressive Blindness Bound. A history-only model ($f(X_h)$) can only extrapolate past patterns. It is blind to the external intervention (U_t , e.g., a news event) that causes the true system dynamics to diverge, leading to an irreducible error.

predict future states will have a non-zero lower bound on its prediction error, proportional to the magnitude and variance of the unobserved intervention U_t (Xu et al., 2024b).

This proposition describes the fundamental barrier to forecasting accuracy. If a stock price crashes because of breaking news (an intervention), no amount of analyzing the past price history could have predicted it. The information was simply not present in the historical container (X_h). It resided in an external modality (text). Figure 3 illustrates this limitation.

4.2. Drift as Unobserved Intervention

What the community calls “Concept Drift” is often a euphemism for Unobserved Intervention. A retail demand model failing during COVID-19 is not just distributional drift; it is a massive, unmodeled intervention (a government lockdown). A Foundation Model, as a frozen artifact of its training data, is not just ignorant of such shifts; it is confidently wrong, projecting past biases onto the new regime. This highlights the limitations of Zero-Shot Forecasting. While valuable for “Cold Start” problems, zero-shot performance is a poor metric for most industrial applications where history exists but the future does not resemble it (Liang et al., 2024). In high-stakes environments, we need systems that adapt, not just memorize.

5. Addressing Alternative Views

5.1. “Scaling Laws Apply to Time Series”

The Counter-Argument: Proponents cite emerging “Neural Scaling Laws” for time series (Yao et al., 2024), suggesting that with sufficient scale, a model will “grok” the universal rules of temporal dynamics.

Our Rebuttal: We acknowledge that scaling reduces loss, but we question the source of this improvement. In language, scaling enables reasoning. In time series, we argue scaling facilitates Dictionary Learning, not reasoning. A

massive FM becomes an efficient “lookup table,” memorizing billions of pattern variations (Interpolation). When a system faces a novel Intervention (U_t) that has no historical precedent, the model hits the Autoregressive Blindness Bound. It cannot reason its way to a new trajectory; it can only hallucinate.

5.2. The “Zero-Shot” Concession: Initialization vs. Forecasting

The Counter-Argument: The primary value of models like Chronos is their “Zero-Shot” capability, democratizing forecasting (Ansari et al., 2025).

Our Rebuttal: We agree that FMs are the optimal tool for initializing a forecast in Cold Start problems. A generic prior is better than a random guess. However, the vast majority of high-stakes industrial forecasting occurs in “Warm Start” or “Brownfield” scenarios, with rich but volatile history. In these cases, a lightweight model trained Just-in-Time on the specific series almost always outperforms the zero-shot FM (r/MachineLearning, 2025). The convenience of no training comes at the cost of accuracy and adaptability. FMs are great initializers but poor long-term adaptive solvers.

5.3. The Utility of Perception

The Counter-Argument: FMs are necessary to handle complex, unstructured data that traditional models cannot.

Our Rebuttal: We agree, but with a strict architectural boundary. FMs are excellent Perceivers. They act as robust sensors for anomaly detection and feature extraction. However, Perception is not Prediction. We advocate for using FMs to clean and feature-engineer data, while leaving extrapolation to intervention-aware solvers.

5.4. The Agentic forecasting Paradigm

The Counter-Argument: LLMs have the potential to become the central hub for time series analysis, with three key roles: data and model enhancers (integrating external knowledge to enhance robustness), core predictors (conducting direct predictions in scenarios with limited data), and enabling agents (achieving interactive question answering and reasoning) (Jin et al., 2024).

Our Rebuttal: We fundamentally agree with the proposal of using LLMs as Agents (what we term Controllers) and Enhancers (what we term Perceivers for explanation and context). However, we reject the role of LLM as a Predictor (or Solver) for continuous numerical data. The “alignment” hypothesis rests on the Category Error: it assumes that time series data shares a semantic manifold with natural language. Aligning a chaotic financial series or a deterministic fluid dynamic simulation with textual tokens is a lossy com-

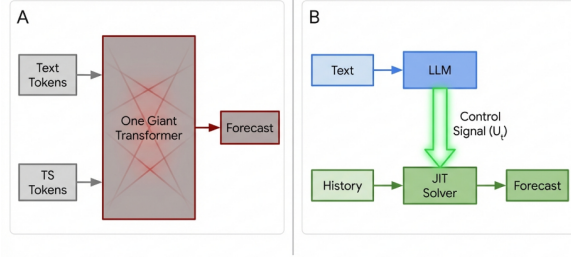


Figure 4. Conceptual architecture of the Causal Control Agent. The Perceiver processes external data to form an intervention signal U_t , which the Controller uses to select and modulate a JIT Solver.

pression that forces precise mathematical rules into a fuzzy semantic manifold. While LLMs possess “world knowledge” (e.g., knowing a holiday affects retail sales), this is contextual knowledge, not generative knowledge of the signal itself. Therefore, the LLM should exist outside the numerical loop—reasoning about interventions ($U(t)$)—rather than forcing the numerical history into its tokenizer.

6. Proposed Paradigm: The Causal Control System

While recent works like TimeSeriesScientist (Zhao et al., 2025) have demonstrated that LLMs can act as “Selectors” for statistical models, we argue this does not go far enough. A selector still relies on a pool of available history-only models, which remain blind to external shifts. We propose elevating the Agent from a Selector to a Causal Controller.

6.1. Architecture: Perceiver-Controller-Solver

Instead of a linear workflow, we propose a cyber-physical control architecture, as depicted in Figure 4. The agent is composed of three core modules, detailed in Table 1. This paradigm shifts from Multimodal Fusion, where all data is naively concatenated, to Multimodal Control. The Agent uses a dedicated Perceiver (e.g., a ViT or LLM) to process external data and extract a control signal U_t . This signal is then mechanically injected into the JIT Solver, for example, as an exogenous regressor. The Agent acts as the Causal Controller, modulating the solver based on external context. We address the concern whether the Controller module itself becomes a universal model in disguise in Appendix A.2.

6.2. Why Causal Control Matters

By injecting U_t directly into the solver, the agent bypasses the Autoregressive Blindness Bound. It no longer needs to predict a market crash from historical prices; it observes the cause of the crash (e.g., news of a bank failure) via its Perceiver and adjusts the forecast trajectory mechanically. To operationalize this, we require solvers capable of accept-

ing such exogenous signals. Frameworks like FIATS (Xu et al., 2024b) provide the necessary mathematical formalism to model the intervention term U_t within a dynamical system, making them ideal candidates for the Solver module. Training such a lightweight solver Just-in-Time is often computationally cheaper than running inference on a massive FM (Zeng et al., 2023) and ensures the model is adapted to the current regime, implicitly handling drift via test-time training principles (Christou et al., 2024).

6.3. Causal Control vs. Multimodal Fusion

The challenge of incorporating external information, such as the intervention signal U_t , into a forecasting model can be framed from two distinct probabilistic perspectives: Multimodal Fusion and Causal Control.

The **Multimodal Fusion** paradigm, implicitly adopted by many contemporary foundation models, attempts to learn the *joint distribution* of the time series \mathbf{X} and the external context \mathbf{U} , noted as $P(\mathbf{X}, \mathbf{U})$. In this approach, all sources of data are tokenized and mapped into a shared latent space, where a single, monolithic model is tasked with learning the correlations between them. While powerful, this method risks a form of lossy compression by forcing mathematically disparate objects—such as a continuous-valued time series and a discrete textual event—onto a unified manifold.

In contrast, the **Causal Control** paradigm that we propose explicitly models the *conditional distribution* of the time series \mathbf{X} , given a control signal derived from the external context \mathbf{U} , noted as $P(\mathbf{X} | \phi(\mathbf{U}))$. Here, $\phi(\cdot)$ represents the function of the Perceiver and Controller, which distills the raw, high-dimensional context \mathbf{U} into a low-dimensional, actionable control signal $\phi(\mathbf{U})$. This signal then directly modulates the behavior of a specialized Solver. This paradigm enforces a causal structure, separating the identification of an intervention from modeling its effect.

Both modeling approaches are theoretically valid paths for integrating external information. However, the current research landscape is heavily skewed towards the Multimodal Fusion paradigm, fueled by the scaling successes in other fields. We argue that this overlooks the unique challenges of temporal data. We therefore advocate for a renewed research focus on the control-theoretic perspective.

6.4. Casual Control vs. Area-Specific Large Models

Our critique targets *universal* models, not what can be termed **Area-Specific Large Models (ASLMs)**. These are large models pre-trained on a single, coherent domain. The existence of a non-trivial symmetry group for a single domain ($G_{\text{domain.k}} \neq \{e\}$) makes the development of such models theoretically consistent with our framework.

In our proposed paradigm, the Causal Control System acts

Table 1. Architecture of the Causal Control Agent.

| Module | Function | Example Implementation |
|---------------------------------------|--|--|
| Perceiver (Encoder) | Extracts intervention signal U_t from external multimodal data. Acts as the system’s “senses.” | A CNN processes satellite images for a “Cloud Cover Index”; an LLM reads news to generate a “Market Shock” flag. |
| Controller (Reasoning Core) | Determines the current system regime based on U_t . Selects and parameterizes the appropriate solver for the regime. | A rule-based system or small LLM decides if U_t warrants overriding the default historical model (e.g., ARIMA) with an intervention-aware one. |
| Solver (JIT Actuator) | Executes the forecast conditional on U_t . Trained Just-in-Time on recent data. | A lightweight model (e.g., ARIMA-X, XGBoost) trained on the fly. |

as a meta-framework to orchestrate these components. The Controller can delegate forecasting tasks in stable, known regimes to an appropriate ASLM. However, the JIT solver remains the essential mechanism for true adaptability. When a novel intervention (U_t) pushes the system beyond an ASLM’s pre-trained knowledge, the Controller must train a lightweight JIT solver to ensure adaptation. Our Causal Control System is therefore a higher-level architecture that strategically employs specialized large models as tools, while retaining the ultimate robustness to handle unforeseen structural breaks that any frozen model, by its nature, cannot.

7. Call to Action and Discussion

The “Foundation Model” label has become a hammer looking for a nail. In time series, the nail is moving, changing shape, and made of different materials depending on the day. A static hammer is the wrong tool. To steer the field toward more robust and adaptable solutions, we conclude with actionable steps for the machine learning community.

7.1. Benchmark Adaptation, Not Just Accuracy.

Who: Benchmark organizers (e.g., at ICML, ICLR, and NeurIPS), dataset creators, and the research community.

What: We must shift our evaluation priorities. Stop over-emphasizing “Zero-Shot” performance on static datasets like M4/Monash (Makridakis et al., 2020), GIFT-Eval (Aksu et al., 2024), and fev-bench (Shchur et al., 2025). We call for the creation of new benchmarks that measure **Adaptation Speed**, such as **Time-to-Recovery (TTR)**. Formally, TTR can be defined as the minimum number of time steps required for a model’s error to return to its pre-break baseline after an intervention:

$$\text{TTR} = \min\{k \in \mathbb{Z}^+ \mid E(t_I + k) \leq E_{\text{baseline}}\} \quad (6)$$

where t_I is the time index at which the structural break is introduced, $E(t)$ is the prediction error (e.g., Mean Absolute Error) at time t , E_{baseline} is the model’s average error over a stable period before the intervention, and k is the number of time steps post-intervention. This metric would answer

the crucial question: “How many data points does it take for a model to return to a baseline error after a significant, unannounced structural break is introduced?” This would reward models for adaptability, not just static knowledge. In addition to TTR, we propose further metrics such as **Intervention Recall** to create a more holistic evaluation framework, as detailed in Appendix B.3.

7.2. Architectural Separation: Perceive vs. Reason.

Who: Practitioners and systems architects building real-world forecasting applications.

What: Do not build monolithic systems where one giant model does everything. Instead, design architectures that explicitly separate perception from reasoning. Use Foundation Models for what they excel at: **Perception** (encoding complex inputs like images, text, and raw audio into meaningful feature signals). Use Agents for **Reasoning** (selecting models, detecting regime shifts, and performing causal inference). As a guiding principle: do not ask the Perceiver to Reason, and do not ask the Reasoner to Perceive.

7.3. Prioritize Control-Theoretic Research.

Who: Researchers, PhD students, and funding bodies.

What: We call for a research pivot from “Bigger Transformers” to “Smarter Systems.” This means prioritizing the development of **Intervention-Aware Solvers** (such as those based on the FIATS framework (Xu et al., 2024b)) that can mechanically ingest control signals from an agent. The most pressing research questions are not about adding more parameters, but about how an agent can best derive a control signal (U_t) from the world and use it to modulate a lightweight, adaptive solver.

7.4. Conclusion

Time series is not a language. It is the heartbeat of physical and economic systems. It requires a stethoscope and a brain, not just a larger dictionary. The future of forecasting is not a bigger model; it is a smarter system.

References

- Achiam, J., Adler, S., Agarwal, S., Ahmad, L., Akkaya, I., Aleman, F. L., Almeida, D., Altenschmidt, J., Altman, S., Anadkat, S., et al. Gpt-4 technical report. *arXiv preprint arXiv:2303.08774*, 2023.
- Aksu, T., Woo, G., Liu, J., Liu, X., Liu, C., Savarese, S., Xiong, C., and Sahoo, D. Gift-eval: A benchmark for general time series forecasting model evaluation, 2024. URL <https://arxiv.org/abs/2410.10393>.
- Ansari, A. F., Stella, L., Turkmen, C., Zhang, X., Mercado, P., Shen, H., Shchur, O., Rangapuram, S. S., Arango, S. P., Kapoor, S., et al. Chronos: Learning the language of time series. *arXiv preprint arXiv:2403.07815*, 2024.
- Ansari, A. F., Shchur, O., Küken, J., Auer, A., Han, B., Mercado, P., Rangapuram, S. S., Shen, H., Stella, L., Zhang, X., et al. Chronos-2: From univariate to universal forecasting. *arXiv preprint arXiv:2510.15821*, 2025.
- Brigato, L., Morand, R., Strømmen, K., Panagiotou, M., Schmidt, M., and Mougiakakou, S. Position: There are no champions in long-term time series forecasting. *arXiv preprint arXiv:2502.14045*, 2025.
- Cai, Y., Li, X., Goswami, M., Wiliński, M., Welter, G., and Dubrawski, A. Timeseriesgym: A scalable benchmark for (time series) machine learning engineering agents. *arXiv preprint arXiv:2505.13291*, 2025.
- Chen, S., Wu, H., and Jin, G. Causal structure learning for high-dimensional non-stationary time series. *Knowledge-Based Systems*, 295:111868, 2024.
- Cheng, Y., Yang, R., Xiao, T., Li, Z., Suo, J., He, K., and Dai, Q. Cuts: Neural causal discovery from irregular time-series data. *arXiv preprint arXiv:2302.07458*, 2023.
- Christou, P., Chen, S., Chen, X., and Dube, P. Test time learning for time series forecasting. *arXiv preprint arXiv:2409.14012*, 2024.
- Dai, X., Xu, Z., Cai, W., and Xu, Q. From Samples to Scenarios: A New Paradigm for Probabilistic Forecasting, September 2025a. URL <http://arxiv.org/abs/2509.19975>.
- Dai, X., Zhou, R., Zhang, J., He, K., Lin, F., and Ma, H. SocNet: A Physics-Guided Neural Network for Battery State-of-Charge Estimation Robust to Temperature Variations and Sensor Noises. *IEEE Transactions on Transportation Electrification*, 11(5):11165–11176, October 2025b.
- Das, A., Kong, W., Leach, A., Mathur, S., Sen, R., and Yu, R. Long-term forecasting with tide: Time-series dense encoder. *arXiv preprint arXiv:2304.08424*, 2023.
- Das, A., Kong, W., Sen, R., and Zhou, Y. A decoder-only foundation model for time-series forecasting. In *Forty-first International Conference on Machine Learning*, 2024.
- Ding, X., Mittal, A., and Gopal, A. Delphyne: A pre-trained model for general and financial time series. *arXiv preprint arXiv:2506.06288*, 2025.
- Dosovitskiy, A. An image is worth 16x16 words: Transformers for image recognition at scale. *arXiv preprint arXiv:2010.11929*, 2020.
- Elman, J. L. Finding structure in time. *Cognitive science*, 14(2):179–211, 1990.
- Ferdaus, M. M., Dam, T., Sarkar, M. R., Uddin, M., and Anavatti, S. G. Foundation models for clean energy forecasting: A comprehensive review. *Renewable and Sustainable Energy Reviews*, 226:116452, 2026.
- Garza, A., Challu, C., and Mergenthaler-Canseco, M. Timegpt-1. *arXiv preprint arXiv:2310.03589*, 2023.
- Gong, P., Eldele, E., Wu, M., Chen, Z., Li, X., and Zhang, D. Towards adaptive time series foundation models against distribution shift.
- Goswami, M., Szafer, K., Choudhry, A., Cai, Y., Li, S., and Dubrawski, A. Moment: A family of open time-series foundation models. *arXiv preprint arXiv:2402.03885*, 2024.
- Grau-Moya, J., Genewein, T., Hutter, M., Orseau, L., Delétang, G., Catt, E., Ruoss, A., Wenliang, L. K., Mattem, C., Aitchison, M., et al. Learning universal predictors. *arXiv preprint arXiv:2401.14953*, 2024.
- Gruver, N., Finzi, M., Qiu, S., and Wilson, A. G. Large language models are zero-shot time series forecasters. *Advances in Neural Information Processing Systems*, 36:19622–19635, 2023.
- Guo, P., Jin, P., Li, Z., Bai, L., and Zhang, Y. Online test-time adaptation of spatial-temporal traffic flow forecasting. *IEEE Transactions on Intelligent Transportation Systems*, 2025.
- He, Q.-Q., Pang, P. C.-I., and Si, Y.-W. Transfer learning for financial time series forecasting. In *Pacific rim international conference on artificial intelligence*, pp. 24–36. Springer, 2019.
- Hochreiter, S. and Schmidhuber, J. Long short-term memory. *Neural computation*, 9(8):1735–1780, 1997.
- Jiang, T., Wu, J., and Leung, S. C. The cognitive impacts of large language model interactions on problem solving and decision making using eeg analysis. *Frontiers in Computational Neuroscience*, 19:1556483, 2025.

- Jin, M., Wang, S., Ma, L., Chu, Z., Zhang, J. Y., Shi, X., Chen, P.-Y., Liang, Y., Li, Y.-F., Pan, S., et al. Time-llm: Time series forecasting by reprogramming large language models. *arXiv preprint arXiv:2310.01728*, 2023.
- Jin, M., Zhang, Y., Chen, W., Zhang, K., Liang, Y., Yang, B., Wang, J., Pan, S., and Wen, Q. Position: What can large language models tell us about time series analysis. In *41st International Conference on Machine Learning*. MLResearchPress, 2024.
- Kim, D., Park, S., and Choo, J. When model meets new normals: Test-time adaptation for unsupervised time-series anomaly detection. In *Proceedings of the AAAI conference on artificial intelligence*, volume 38, pp. 13113–13121, 2024.
- Kim, H., Kim, S., Mok, J., and Yoon, S. Battling the non-stationarity in time series forecasting via test-time adaptation. In *Proceedings of the AAAI Conference on Artificial Intelligence*, volume 39, pp. 17868–17876, 2025.
- Kim, T., Kim, J., Tae, Y., Park, C., Choi, J.-H., and Choo, J. Reversible instance normalization for accurate time-series forecasting against distribution shift. In *International conference on learning representations*, 2021.
- Lao, D., Yang, F., Wang, D., Park, H., Lu, S., Wong, A., and Soatto, S. On the viability of monocular depth pre-training for semantic segmentation. In *European Conference on Computer Vision*, pp. 340–357. Springer, 2024.
- Liang, Y., Wen, H., Nie, Y., Jiang, Y., Jin, M., Song, D., Pan, S., and Wen, Q. Foundation models for time series analysis: A tutorial and survey. In *Proceedings of the 30th ACM SIGKDD conference on knowledge discovery and data mining*, pp. 6555–6565, 2024.
- Liu, C., Aksu, T., Liu, J., Liu, X., Yan, H., Pham, Q., Savarese, S., Sahoo, D., Xiong, C., and Li, J. Moirai 2.0: When less is more for time series forecasting. *arXiv preprint arXiv:2511.11698*, 2025a.
- Liu, X., Hu, J., Li, Y., Diao, S., Liang, Y., Hooi, B., and Zimmermann, R. Unitime: A language-empowered unified model for cross-domain time series forecasting. In *Proceedings of the ACM Web Conference 2024*, pp. 4095–4106, 2024a.
- Liu, Y., Wu, H., Wang, J., and Long, M. Non-stationary transformers: Exploring the stationarity in time series forecasting. *Advances in neural information processing systems*, 35:9881–9893, 2022.
- Liu, Y., Qin, G., Huang, X., Wang, J., and Long, M. Autotimes: Autoregressive time series forecasters via large language models. *Advances in Neural Information Processing Systems*, 37:122154–122184, 2024b.
- Liu, Y., Qin, G., Shi, Z., Chen, Z., Yang, C., Huang, X., Wang, J., and Long, M. Sundial: A family of highly capable time series foundation models. *arXiv preprint arXiv:2502.00816*, 2025b.
- Makridakis, S., Spiliotis, E., and Assimakopoulos, V. The m4 competition: 100,000 time series and 61 forecasting methods. *International Journal of Forecasting*, 36(1): 54–74, 2020.
- Marchesi, G., Ballarino, A., and Brusaferrri, A. Assessing time series foundation models for probabilistic electricity price forecasting: Toward a unified benchmark. *Energies*, 18(23):6269, 2025.
- Otović, E., Njirjak, M., Jozinović, D., Mauša, G., Michelini, A., and Stajduhar, I. Intra-domain and cross-domain transfer learning for time series data—how transferable are the features? *Knowledge-Based Systems*, 239:107976, 2022.
- r/MachineLearning. [d] foundational time series models overrated? Reddit, 2025. https://www.reddit.com/r/MachineLearning/comments/1cv0hl2/d_foundational_time_series_models_overrated/, Accessed: 2025-12-26.
- Shchur, O., Ansari, A. F., Turkmen, C., Stella, L., Erickson, N., Gueron, P., Bohlke-Schneider, M., and Wang, Y. fev-bench: A realistic benchmark for time series forecasting, 2025. URL <https://arxiv.org/abs/2509.26468>.
- Shi, X., Wang, S., Nie, Y., Li, D., Ye, Z., Wen, Q., and Jin, M. Time-moe: Billion-scale time series foundation models with mixture of experts. *arXiv preprint arXiv:2409.16040*, 2024.
- Sun, Y., Wang, X., Liu, Z., Miller, J., Efros, A., and Hardt, M. Test-time training with self-supervision for generalization under distribution shifts. In *International conference on machine learning*, pp. 9229–9248. PMLR, 2020.
- Vaswani, A., Shazeer, N., Parmar, N., Uszkoreit, J., Jones, L., Gomez, A. N., Kaiser, Ł., and Polosukhin, I. Attention is all you need. *Advances in neural information processing systems*, 30, 2017.
- Wang, S., Wu, H., Shi, X., Hu, T., Luo, H., Ma, L., Zhang, J. Y., and Zhou, J. Timemixer: Decomposable multi-scale mixing for time series forecasting. *arXiv preprint arXiv:2405.14616*, 2024a.
- Wang, X., Feng, M., Qiu, J., Gu, J., and Zhao, J. From news to forecast: Integrating event analysis in llm-based time series forecasting with reflection. *Advances in Neural Information Processing Systems*, 37:58118–58153, 2024b.

- Wang, Z., Miliou, I., Samsten, I., and Papapetrou, P. Counterfactual explanations for time series forecasting. In *2023 IEEE International Conference on Data Mining (ICDM)*, pp. 1391–1396. IEEE, 2023.
- Williams, A. R., Ashok, A., Marcotte, É., Zantedeschi, V., Subramanian, J., Riachi, R., Requeima, J., Lacoste, A., Rish, I., Chapados, N., et al. Context is key: A benchmark for forecasting with essential textual information. *arXiv preprint arXiv:2410.18959*, 2024.
- Wolpert, D. H. and Macready, W. G. No free lunch theorems for optimization. *IEEE transactions on evolutionary computation*, 1(1):67–82, 2002.
- Woo, G., Liu, C., Kumar, A., Xiong, C., Savarese, S., and Sahoo, D. Unified training of universal time series forecasting transformers. 2024.
- Wu, H., Xu, J., Wang, J., and Long, M. Autoformer: Decomposition transformers with auto-correlation for long-term series forecasting. *Advances in neural information processing systems*, 34:22419–22430, 2021.
- Wu, X., Li, Z., Cheng, H., Qiu, X., Hu, J., Guo, C., and Yang, B. Task-aware mixture-of-experts for time series analysis, 2026. URL <https://arxiv.org/abs/2509.22279>.
- Xu, Q., Wu, M., Li, X., Mao, K., and Chen, Z. Reinforced cross-domain knowledge distillation on time series data. *Advances in Neural Information Processing Systems*, 37: 47217–47241, 2024a.
- Xu, Z., Wang, H., and Xu, Q. Intervention-aware forecasting: Breaking historical limits from a system perspective. *arXiv preprint arXiv:2405.13522*, 2024b.
- Yan, J. and Wang, H. Self-interpretable time series prediction with counterfactual explanations. In *International Conference on Machine Learning*, pp. 39110–39125. PMLR, 2023.
- Yao, Q., Yang, C.-H. H., Jiang, R., Liang, Y., Jin, M., and Pan, S. Towards neural scaling laws for time series foundation models. *arXiv preprint arXiv:2410.12360*, 2024.
- Zeng, A., Chen, M., Zhang, L., and Xu, Q. Are transformers effective for time series forecasting? In *Proceedings of the AAAI conference on artificial intelligence*, volume 37, pp. 11121–11128, 2023.
- Zhai, S., Likhomanenko, T., Littwin, E., Busbridge, D., Ramapuram, J., Zhang, Y., Gu, J., and Susskind, J. M. Stabilizing transformer training by preventing attention entropy collapse. In *International Conference on Machine Learning*, pp. 40770–40803. PMLR, 2023.
- Zhang, Y. and Yan, J. Crossformer: Transformer utilizing cross-dimension dependency for multivariate time series forecasting. In *The eleventh international conference on learning representations*, 2023.
- Zhao, H., Zhang, X., Wei, J., Xu, Y., He, Y., Sun, S., and You, C. Timeseriesscientist: A general-purpose ai agent for time series analysis. *arXiv preprint arXiv:2510.01538*, 2025.
- Zhou, H., Zhang, S., Peng, J., Zhang, S., Li, J., Xiong, H., and Zhang, W. Informer: Beyond efficient transformer for long sequence time-series forecasting. In *Proceedings of the AAAI conference on artificial intelligence*, volume 35, pp. 11106–11115, 2021.
- Zhou, T., Ma, Z., Wen, Q., Wang, X., Sun, L., and Jin, R. Fedformer: Frequency enhanced decomposed transformer for long-term series forecasting. In *International conference on machine learning*, pp. 27268–27286. PMLR, 2022.
- Zhou, T., Niu, P., Sun, L., Jin, R., et al. One fits all: Power general time series analysis by pretrained lm. *Advances in neural information processing systems*, 36:43322–43355, 2023.

A. Further Discussion on Alternative Viewpoints

A.1. The Mixture of Experts Defense: Union versus Intersection

A significant counter-argument posits that modern architectures, specifically Mixture of Experts (MoE) models, learn the *union* of disjoint manifolds ($\bigcup \mathcal{M}_k$), not their intersection. In this view, a gating network or a router directs data to specialized expert sub-networks, allowing a so-called “finance expert” to handle financial data and a “physics expert” to handle physical data, thus bypassing the need for a universal grammar.

Our rebuttal to this is based on the principle of **Observational Equivalence** in short-context time series. In a modality like vision, a router can easily distinguish domains; a pixel grid of a cat has zero statistical overlap with a CT scan. In time series, however, raw numerical trajectories from disparate domains can be identical while being governed by contradicting generative laws. Consider a simple linear trajectory observed by a model, such as $x_{t-h:t} = [1, 2, 3, 4, 5]$. This five-point history is observationally equivalent under at least two incompatible generative processes:

1. **In Finance**, this pattern could represent a momentum signal within a stochastic process, such as a random walk with a positive drift. The underlying generative model might be of the form:

$$x_{t+1} = x_t + c + \epsilon_t, \quad \text{where } c > 0 \text{ and } \epsilon_t \sim \mathcal{N}(0, \sigma^2) \quad (7)$$

Here, the future is fundamentally uncertain. The prediction for x_{t+1} is not a single value but a probability distribution centered around $5 + c$, with variance σ^2 . The optimal forecast is a continuation of a stochastic trend.

2. **In Control Systems**, this same sequence could represent the deterministic ramp response of a first-order system converging to a target setpoint, say $S = 10$. The governing dynamics could be a discrete-time linear system:

$$x_{t+1} = \alpha x_t + (1 - \alpha)S, \quad \text{with } \alpha \in (0, 1) \quad (8)$$

In this case, the future is deterministic and convergent. Given the right initial condition and α , this system can perfectly generate the sequence $[1, 2, 3, 4, 5]$. However, its future prediction, $x_{t+1} = \alpha(5) + (1 - \alpha)(10)$, would be a value between 5 and 10, representing a slowing of the trend as it approaches the setpoint. The optimal forecast is a nonlinear convergence.

A router function $g(x_{t-h:t})$ that observes only the numerical history faces an ill-posed inverse problem. It has no basis to prefer the stochastic momentum explanation over the deterministic convergence one. To minimize its global loss function (e.g., Mean Squared Error) across a dataset containing both types of processes, the router’s optimal strategy is to hedge. It must assign non-zero probability to both the finance expert and the control systems expert. The final prediction thus becomes a weighted average of two contradicting futures: one predicting a continued linear trend and another predicting a slowdown. This averaging behavior mathematically collapses back to the very smoothing effect we describe in the Generic Filter Hypothesis. Without the semantic grounding provided by an external, modality-specific context, a universal MoE cannot route effectively; it can only average.

A.2. Is the Controller a Universal Model in Disguise?

A valid critique of our proposed Causal Control System is to question whether the Controller module itself becomes a universal model, simply pushing the problem up one level of abstraction. If the Controller must understand all possible regime shifts to select the right solver, does it not face the same generalization challenge?

The crucial difference lies in the nature and complexity of the problem being solved. A universal foundation model for forecasting is tasked with a high-dimensional, continuous *trajectory generation* problem. In contrast, our Controller is tasked with a far simpler, often low-dimensional *regime classification* or decision problem. Its goal is not to predict the exact future path of the series, but to answer a simpler question: “Based on the intervention signal U_t , should I use the default solver or switch to an alternative?” This classification task is fundamentally less complex and less susceptible to the curse of dimensionality than generating the forecast itself.

B. Further Discussion on Theoretical Details

B.1. Practical Considerations of JIT Solvers

The proposal to train a solver Just-in-Time (JIT) raises practical concerns about latency and stability, which we address here.

Latency. The assumption that JIT training is slow is a misconception when comparing it to the correct baseline. The computational cost of training a lightweight linear model or a small gradient boosting tree on a recent window of a few hundred data points is often measured in milliseconds on a CPU. This is frequently faster and more resource efficient than performing a single forward pass on a billion-parameter foundation model, which typically requires specialized hardware like GPUs and can have significant inference latency.

Stability. A JIT solver trained on a small, recent window of data could indeed exhibit high variance and overfit to local noise. A robust implementation of our paradigm would not be a binary switch between a global model and a purely local one. Instead, a more sophisticated approach would involve using a global prior, perhaps from an Area-Specific Foundation Model (ASFM), to regularize the JIT solver. This can be framed as a Bayesian update, where the JIT solver fine-tunes the global prior based on the most recent evidence, providing a balance between stability and adaptability.

B.2. Beyond Tautology: The Role of the Autoregressive Blindness Bound

One could argue that the Autoregressive Blindness Bound is tautological: if a model does not observe a variable, it cannot account for its effects. While true, the value of the bound is not in this trivial statement. Its power lies in formally refuting the *implicit belief* embedded within the universal foundation model paradigm. This belief is that with sufficient scale and data, a model can learn a universal prior that acts as a proxy for, or learns the distribution of, all possible future interventions. The bound demonstrates that this is not possible for unique, out-of-distribution shocks. It exposes the failure of this implicit assumption, proving that no amount of historical data can substitute for the direct observation of the causal mechanism of an intervention.

B.3. Further Directions for Benchmarking

In Section 7, we advocate for Time-to-Recovery (TTR) as a primary metric for evaluating model adaptability. To complement this, we propose an additional metric: **Intervention Recall**. This metric would measure whether a system correctly identifies that a structural break has occurred. For our Causal Control System, this would specifically test the Controller’s ability to detect a meaningful change from the intervention signal U_t .

Formally, let $\mathcal{I} = \{t_1, t_2, \dots, t_m\}$ be the set of discrete time steps where true structural breaks or interventions occur. Let $\mathcal{D}(t)$ be a binary detection function from the model, where $\mathcal{D}(t) = 1$ if the model signals an intervention at or near time t , and 0 otherwise. Intervention Recall can be defined as:

$$\text{Recall}_{\text{intervention}} = \frac{\sum_{t_i \in \mathcal{I}} \mathbf{1}(\exists t' \in [t_i, t_i + \delta] \text{ s.t. } \mathcal{D}(t') = 1)}{|\mathcal{I}|} \quad (9)$$

where $\mathbf{1}(\cdot)$ is the indicator function, and δ is a small, predefined tolerance window to account for minor detection delays. This metric quantifies the fraction of true interventions that the model successfully detected.

Measuring Intervention Recall is crucial because it decouples a model’s ability to *detect* a regime change from its ability to *adapt* to it. A high TTR score might be achieved by a model that is inherently volatile and recovers from shocks by chance, not by understanding. By evaluating both Intervention Recall and TTR, we can create a more holistic picture of a model’s robustness, rewarding systems that both correctly identify and efficiently adapt to structural changes in the underlying generative process.