

# Traceable Cross-Source RAG for Chinese Tibetan Medicine Question Answering

Fengxian Chen, Zhilong Tao, Jiaxuan Li, Yunlong Li, Qingguo Zhou\*  
School of Information Science & Engineering, Lanzhou University  
Lanzhou, China

February 6, 2026

## Abstract

Retrieval-augmented generation (RAG) promises grounded question answering, yet domain settings with multiple heterogeneous knowledge bases (KBs) remain challenging. In Chinese Tibetan medicine, encyclopedia entries are often dense and easy to match, which can dominate retrieval even when classics or clinical papers provide more authoritative evidence. We study a practical setting with three KBs (encyclopedia, classics, and clinical papers) and a 500-query benchmark (cutoff  $K=5$ ) covering both single-KB and cross-KB questions. We propose two complementary methods to improve traceability, reduce hallucinations, and enable cross-KB verification. First, DAKS performs KB routing and budgeted retrieval to mitigate density-driven bias and to prioritize authoritative sources when appropriate. Second, we use an alignment graph to guide evidence fusion and coverage-aware packing, improving cross-KB evidence coverage without relying on naive concatenation. All answers are generated by a lightweight generator, OPENPANGU-EMBEDDED-7B. Experiments show consistent gains in routing quality and cross-KB evidence coverage, with the full system achieving the best CrossEv@5 while maintaining strong faithfulness and citation correctness.

## 1 Introduction

Large Language Models (LLMs) are increasingly used for information seeking and question answering. However, in high stakes domains, fluent responses are not enough. LLMs can hallucinate facts and fabricate evidence, which harms trust and safety [1, 2, 3]. Retrieval Augmented Generation (RAG) mitigates this issue by grounding generation on external corpora. RAG has shown clear gains in clinical tasks when retrieval uses curated resources [4, 5]. Yet recent analyses and benchmarks show that RAG remains fragile. Errors come from retrieval failures, noisy context, and unfaithful use of evidence [6, 7, 8, 9, 10].

Traditional medicine question answering has stronger requirements on provenance. In Chinese settings, Traditional Chinese Medicine (TCM) and Tibetan Medicine (TM) knowledge is scattered across heterogeneous sources. These sources include classical canons, modern clinical papers, and encyclopedic summaries. They differ in writing style, term usage, and authority. Recent work has built TCM and TM question answering systems with knowledge graphs (KGs) or LLM-based assistants [11, 12, 13, 14, 15]. In parallel, domain benchmarks and models for Chinese medical NLP and TCM evaluation are emerging [16, 17, 18, 19]. However, existing systems typically index a single source or merge all sources into one flat corpus. They rarely study how source heterogeneity affects retrieval choices, evidence fusion, and traceability. This leaves a clear gap for TM question answering in Chinese, where multi-source partitioned knowledge bases are common.

This paper targets a practical but underexplored setting. We assume TM knowledge is split into separate knowledge bases by category, such as classics, clinical literature, and encyclopedia. Our goal is to make RAG answers more traceable, reduce hallucinations, and support cross-source verification. Two challenges are central. First, dense sources can dominate retrieval. In our data, encyclopedia passages are short and information dense, which makes retrievers prefer them. But for many clinical or doctrine sensitive questions,

---

\*Corresponding author. Email: zhouqg@lzu.edu.cn.

encyclopedic summaries are not the best evidence. This mismatch can lead to plausible but poorly grounded answers. This problem is related to resource selection in federated search, but the objective here also involves authority and provenance [20, 21].

Second, naive cross source fusion can reduce precision. A common approach is to concatenate retrieved passages from multiple sources and let the LLM decide. But long context models can be sensitive to passage order and position, which makes such fusion unstable [22]. Hybrid retrieval methods and KG-guided reranking are promising, but current work mainly evaluates general domains [23, 24]. In TM, the problem is amplified by the semantic gap between classical terminology and modern clinical writing. As a result, simply adding more passages often increases noise and harms evidence attribution.

We present a RAG framework designed for traceable TM question answering in Chinese under partitioned multi source knowledge bases. Our approach is evaluated with a dataset and metrics that explicitly measure correctness and traceability, beyond surface fluency [7, 8, 6, 3]. Our contributions are:

- We formalize traceable cross source TM question answering in Chinese, where knowledge is split into heterogeneous knowledge bases by category.
- We propose two complementary components that address one goal: source aware retrieval to avoid density driven source bias, and KG-based cross source alignment to guide evidence fusion and reranking for better precision and attribution.
- We design an evaluation protocol with fine grained measurements of answer correctness, evidence support, and cross source verification, and we report strong improvements over competitive RAG baselines.

## 2 Related Work

**Attribution and evaluation for retrieval-augmented generation.** A central motivation for retrieval-augmented generation (RAG) is to improve factuality by grounding answers in external evidence, yet reliable attribution remains non-trivial. ALCE formalizes citation-aware generation and proposes automatic metrics to assess citation quality beyond answer fluency and correctness [7]. Complementarily, RAGAs provides a reference-free evaluation toolkit that decomposes RAG quality into retrieval and generation dimensions, enabling rapid iteration without expensive human labels [8]. For domain settings, MIRAGE benchmarks medical RAG across many configurations and highlights that even strong pipelines can remain sensitive to component choices [6]. These efforts motivate evaluation protocols that jointly consider answer correctness, evidence support, and citation reliability, which are critical for high-stakes knowledge domains.

**Evidence ordering and long-context sensitivity.** When multiple pieces of evidence are concatenated into a single prompt, large language models may underuse relevant information depending on its position. The “lost-in-the-middle” phenomenon shows that performance can degrade when key evidence is placed in the middle of long contexts, even for long-context models [22]. This observation is especially relevant for multi-source RAG, where naive concatenation or arbitrary ordering of retrieved passages can reduce precision. It motivates evidence organization strategies that are robust to ordering effects and can better support traceable, evidence-backed answers.

**Graph-augmented retrieval and traditional medicine question answering.** Knowledge graphs (KGs) are often introduced into RAG to encode structured relations among entities and to improve evidence selection. HybridRAG combines vector retrieval with KG-based retrieval and reports improved retrieval and generation quality compared with using either signal alone [25]. In traditional medicine, recent work has started to build RAG-style question answering systems for Traditional Chinese Medicine (TCM), typically by constructing a single vectorized corpus from curated textbooks and classical materials [26]. For Tibetan medicine, existing published systems more commonly focus on KG construction and KG-based question answering rather than multi-source RAG over partitioned corpora [15, 14]. Overall, prior work provides useful building blocks (citation evaluation, RAG assessment, long-context analysis, and KG-enhanced retrieval), but it leaves a gap in studying *partitioned, heterogeneous* traditional medicine knowledge bases where provenance, authority, and cross-library evidence alignment are first-order requirements.

### 3 Method

#### 3.1 Problem Setup and Notation

We consider three Chinese Tibetan-medicine knowledge bases (KBs),  $\mathcal{K} = \{E, T, P\}$ , for encyclopedia, classics, and clinical papers. Each KB  $k$  is segmented into a set of chunks  $\mathcal{D}_k = \{c\}$ . Each chunk  $c$  has text  $x_c$  and metadata  $m_c$  including KB id, document id, and a structural path. Given a query  $q$ , the system outputs an answer  $\hat{a}$  and a cited evidence list  $\mathcal{E}(q) = \langle c_1, \dots, c_K \rangle$  with stable chunk ids.

We assume two scorers: (i) a semantic retriever producing a relevance score  $s_{\text{ret}}(q, c)$  and (ii) an optional semantic ranker producing  $s_{\text{rank}}(q, c)$ . We do not bind them to specific model families in the method section.

For cross-KB alignment, each chunk is associated with a typed entity set  $E(c)$ . We use a fixed type inventory (e.g., DISEASE, SYMPTOM, DRUG, FORMULA, etc.). We also extract a typed entity set  $E(q)$  from the query.

Figure 1 gives an overview of our end-to-end pipeline, highlighting where Method I (DAKS routing) and Method II (graph-guided fusion) intervene.

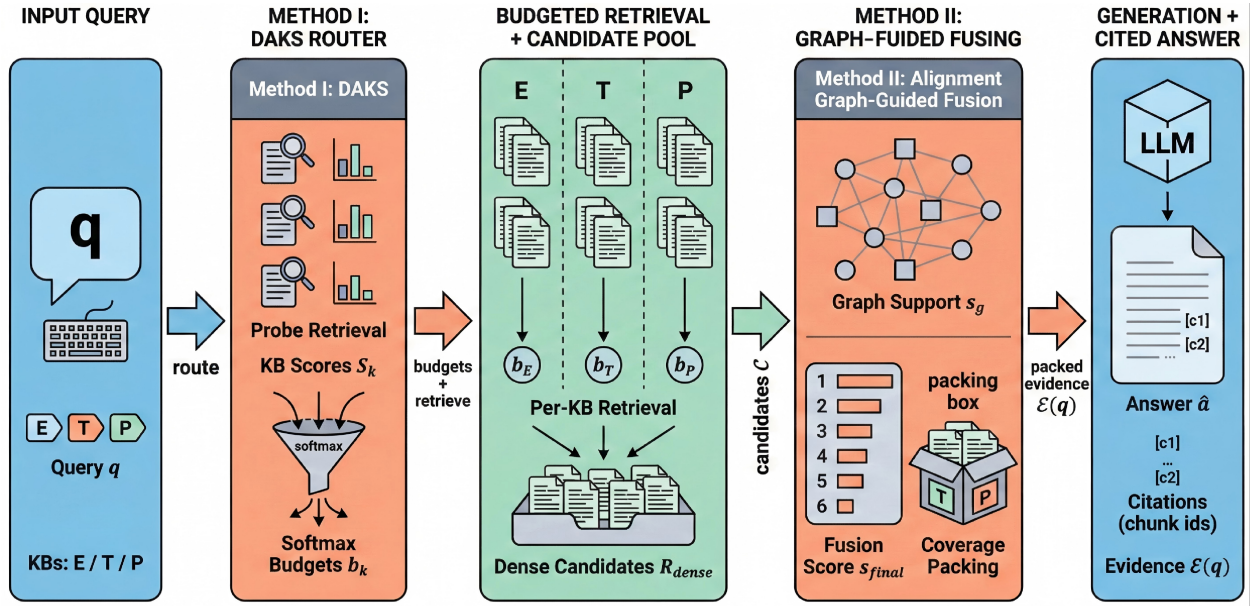


Figure 1: Overall system overview.

#### 3.2 Method I: DAKS Routing with Budgeted Retrieval

In our setting, KBs are heterogeneous. Encyclopedia chunks are short and information-dense, which often yields higher retrieval scores. This can bias retrieval toward E even when T or P is the preferred source. We therefore treat routing as a *budgeted resource selection* problem.

##### 3.2.1 Probe retrieval and KB-level statistics

For each KB  $k$ , we run a small probe retrieval to obtain  $L$  candidates:

$$\mathcal{P}_k(q) = \text{TopL}(\{(c, s_{\text{ret}}(q, c)) : c \in \mathcal{D}_k\}). \quad (1)$$

---

**Algorithm 1** DAKS Routing with Budgeted Retrieval

---

**Require:** query  $q$ ; KBs  $\mathcal{K} = \{\mathbf{E}, \mathbf{T}, \mathbf{P}\}$ ; total budget  $B$ ; minimum budget  $b_{\min}$ ; probe size  $L$

**Require:** retriever score function  $s_{\text{ret}}(q, c)$ ; authority prior  $a_k$

**Ensure:** KB scores  $\{S_k\}$ ; KB ranking  $\pi_{\text{KB}}$ ; budgets  $\{b_k\}$ ; dense candidate pool  $\mathcal{R}_{\text{dense}}$

```
1: for each KB  $k \in \mathcal{K}$  do
2:    $\mathcal{P}_k \leftarrow \text{TopL}(\{(c, s_{\text{ret}}(q, c)) : c \in \mathcal{D}_k\})$  ▷ probe retrieval
3:   Let sorted probe scores be  $s_k^{(1)} \geq \dots \geq s_k^{(L)}$ 
4:    $\pi_k \leftarrow \text{Softmax}([s_k^{(1)}, \dots, s_k^{(L)}])$ 
5:    $\phi_k(q) \leftarrow [\text{peak } s_k^{(1)}, \text{top-}M \text{ mean, margin } (s_k^{(1)} - s_k^{(M)}), H(\pi_k), \text{cov}_k(q)]$ 
6:    $S_k \leftarrow \mathbf{w}^\top \phi_k(q) + \lambda a_k$ 
7: end for
8:  $\pi_{\text{KB}} \leftarrow \text{SortDescending}(\{(k, S_k)\}_{k \in \mathcal{K}})$ 
9:  $p_k \leftarrow \text{Softmax}(\{S_k\}_{k \in \mathcal{K}})$  for all  $k$ 
10:  $b_k \leftarrow b_{\min} + \text{Round}((B - |\mathcal{K}|b_{\min}) \cdot p_k)$  for all  $k$ 
11: Adjust budgets to sum to  $B$ :
12: while  $\sum_k b_k \neq B$  do
13:   if  $\sum_k b_k > B$  then
14:     decrease  $b_{k^*}$  by 1 where  $k^* = \arg \max_k b_k$  and  $b_{k^*} > b_{\min}$ 
15:   else
16:     increase  $b_{k^*}$  by 1 where  $k^* = \arg \max_k p_k$ 
17:   end if
18: end while
19:  $\mathcal{R}_{\text{dense}} \leftarrow \emptyset$ 
20: for each KB  $k \in \mathcal{K}$  do
21:    $\mathcal{R}_{\text{dense}} \leftarrow \mathcal{R}_{\text{dense}} \cup \text{Top } b_k(\{(c, s_{\text{ret}}(q, c)) : c \in \mathcal{D}_k\})$ 
22: end for
23: return  $\{S_k\}, \pi_{\text{KB}}, \{b_k\}, \mathcal{R}_{\text{dense}}$ 
```

---

Let the sorted probe scores be  $s_k^{(1)} \geq \dots \geq s_k^{(L)}$ . We compute a KB feature vector  $\phi_k(q)$  to characterize the score distribution:

$$\phi_k(q) = [\underbrace{s_k^{(1)}}_{\text{peak}}, \underbrace{\frac{1}{M} \sum_{i=1}^M s_k^{(i)}}_{\text{top-}M \text{ mean}}, \underbrace{s_k^{(1)} - s_k^{(M)}}_{\text{margin}}], \quad (2)$$

$$\underbrace{H(\pi_k)}_{\text{concentration}}, \underbrace{\text{cov}_k(q)}_{\text{coverage}}]. \quad (3)$$

Here  $\pi_k = \text{Softmax}([s_k^{(1)}, \dots, s_k^{(L)}])$  and  $H(\cdot)$  is entropy. A lower entropy indicates more concentrated high-score evidence.  $\text{cov}_k(q)$  is a lightweight coverage proxy (e.g., distinct documents or sections in  $\mathcal{P}_k(q)$ ), to avoid allocating all budget to a single redundant source.

We summarize DAKS routing and budgeted retrieval in Algorithm 1.

Figure 2 illustrates how DAKS uses probe statistics to score KBs and allocate per-KB budgets, mitigating density-driven encyclopedia dominance.

### 3.2.2 Authority-aware KB scoring

We add an authority prior  $a_k$  to encode our preference over evidence provenance (e.g.,  $\mathbf{P}$  and  $\mathbf{T}$  are often more authoritative than  $\mathbf{E}$  for clinical queries). We score each KB:

$$S_k(q) = \mathbf{w}^\top \phi_k(q) + \lambda a_k. \quad (4)$$

This is a *KB-level* relevance estimate that is not tied to any single chunk.



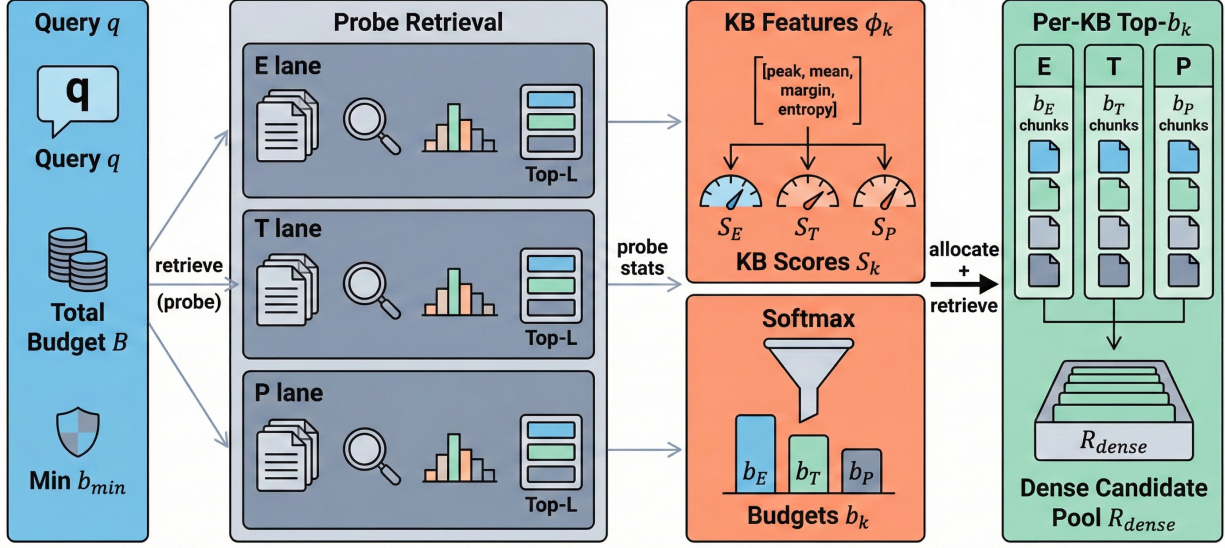


Figure 2: DAKS. We run lightweight probe retrieval in each KB, summarize score distributions into KB-level features, compute KB scores, and allocate a soft budget to form a balanced candidate pool.

### 3.2.3 Soft budget allocation and candidate pool

Given a total retrieval budget  $B$  and a minimum guarantee  $b_{\min}$  for each KB, we allocate per-KB budgets using the KB scores:

$$b_k(q) = b_{\min} + \text{Round}((B - |\mathcal{K}|b_{\min}) \cdot p_k(q)), \quad p_k(q) = \text{Softmax}(S(q))_k. \quad (5)$$

We then retrieve  $b_k(q)$  candidates from each KB and merge them:

$$\mathcal{R}_{\text{dense}}(q) = \bigcup_{k \in \mathcal{K}} \text{Top } b_k(q) (\{(c, s_{\text{ret}}(q, c)) : c \in \mathcal{D}_k\}). \quad (6)$$

We also keep the KB ranking induced by  $S_k(q)$  for routing evaluation (primary-source and Top-2).

## 3.3 Candidate Consolidation

$\mathcal{R}_{\text{dense}}(q)$  may contain fragmented evidence from long structured documents. We consolidate candidates into a cleaner list  $\mathcal{C}(q)$  before cross-KB fusion. First, we apply *structure-aware expansion*. For each candidate chunk  $c$ , we add its local neighbors in the same document based on the structural path:

$$\text{Expand}(c) = \{c\} \cup \text{Nbr}(c), \quad (7)$$

where  $\text{Nbr}(c)$  can include parent-section summaries or adjacent chunks within the same section.

Second, we deduplicate and enforce diversity. We remove near-duplicates and cap repeated chunks from a single document. This prevents one dense document from dominating the evidence list.

Finally, we compute a base score  $s_{\text{base}}(q, c)$  for all  $c \in \mathcal{C}(q)$ , which can combine retrieval relevance and optional ranking:

$$s_{\text{base}}(q, c) = \mu \hat{s}_{\text{ret}}(q, c) + (1 - \mu) \hat{s}_{\text{rank}}(q, c), \quad (8)$$

where  $\hat{\cdot}$  denotes score normalization within  $\mathcal{C}(q)$ .

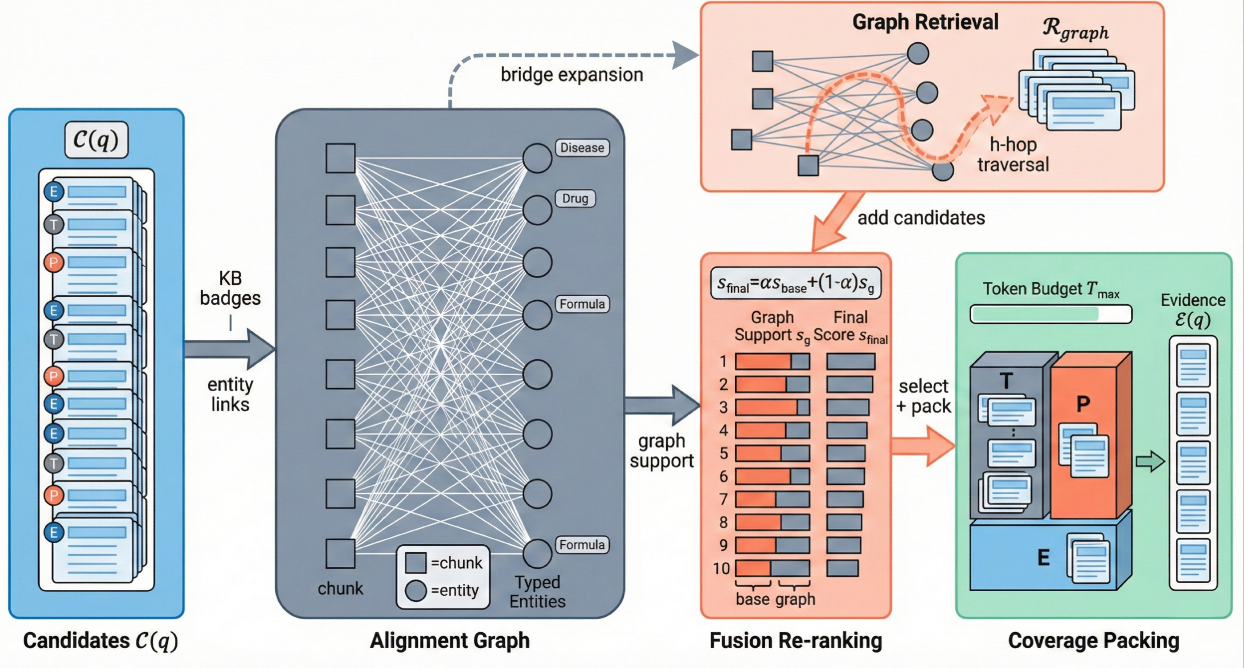


Figure 3: Alignment Graph-Guided Fusion. We build a chunk–entity alignment graph to compute graph support signals, fuse them with semantic relevance for reranking, and pack evidence under a token budget with cross-KB coverage constraints.

### 3.4 Method II: Alignment Graph-Guided Fusion for Cross-KB Verification

Naive concatenation of multi-KB contexts can introduce noise and lower precision. It is also sensitive to evidence order in long prompts. Long-context studies show that relevant information placed in the middle can be underused, which makes evidence ordering and packing critical. We address this with an *alignment graph* and a *constrained evidence packing* objective.

#### 3.4.1 Alignment graph construction

We build a bipartite graph  $G = (V_C \cup V_E, \mathcal{E}_G)$ . Chunk nodes  $V_C$  correspond to chunks in all KBs, and entity nodes  $V_E$  correspond to typed entities. We add an edge  $(c, e)$  if entity  $e \in E(c)$ . Each chunk node keeps its KB label  $k(c) \in \mathcal{K}$ .

#### 3.4.2 Graph-based bridge retrieval (optional)

Given query entities  $E(q)$  and consolidated candidates  $\mathcal{C}(q)$ , we collect seed entities from the top candidates:

$$E_{\text{seed}}(q) = E(q) \cup \bigcup_{c \in \text{TopS}(\mathcal{C}(q), s_{\text{base}})} E(c). \quad (9)$$

We then traverse  $G$  from  $E_{\text{seed}}(q)$  for at most  $h$  hops (entity–chunk alternation), and retrieve additional chunks:

$$\mathcal{R}_{\text{graph}}(q) = \{c \in V_C : \exists e \in E_{\text{seed}}(q), \text{dist}_G(e, c) \leq h\}. \quad (10)$$

This step explicitly seeks cross-KB bridges (e.g., linking a classics concept to clinical evidence).

Figure 3 visualizes our alignment graph and the fusion-and-packing procedure for cross-KB verification, from graph support scoring to coverage-aware evidence selection.

For any candidate chunk  $c$  (from  $\mathcal{C}(q) \cup \mathcal{R}_{\text{graph}}(q)$ ), we compute a graph support score using two signals: (1) entity overlap and (2) graph proximity to query/seed entities:

$$o(q, c) = |E(q) \cap E(c)|, \quad (11)$$

$$d(q, c) = \min_{e \in E(c), e' \in E_{\text{seed}}(q)} \text{dist}_G(e, e'). \quad (12)$$

We define:

$$s_g(q, c) = \eta_1 \log(1 + o(q, c)) + \eta_2 \frac{1}{1 + d(q, c)} + \eta_3 \mathbb{I}[k(c) \neq k_{\text{major}}(q)], \quad (13)$$

where  $k_{\text{major}}(q)$  is the top KB predicted by DAKS, and the last term encourages cross-KB verification. We fuse semantic relevance and graph support:

$$s_{\text{final}}(q, c) = \alpha \hat{s}_{\text{base}}(q, c) + (1 - \alpha) \hat{s}_g(q, c). \quad (14)$$

This yields a single ranked list  $\mathcal{L}(q)$ .

### 3.4.3 Constrained evidence packing under coverage

We select the final evidence list  $\mathcal{E}(q)$  under a token budget  $T_{\text{max}}$ . For each chunk  $c$ , let  $\ell(c)$  be its token length. We solve a constrained selection problem:

$$\max_{\mathcal{E} \subseteq \mathcal{L}(q)} \sum_{c \in \mathcal{E}} s_{\text{final}}(q, c) \quad (15)$$

$$\text{s.t.} \quad \sum_{c \in \mathcal{E}} \ell(c) \leq T_{\text{max}}, \quad (16)$$

$$\forall k \in \mathcal{K}_{\text{req}}(q), \exists c \in \mathcal{E} \text{ with } k(c) = k, \quad (17)$$

where  $\mathcal{K}_{\text{req}}(q)$  is the required KB set (single-KB or multi-KB). We use a greedy procedure: (i) first satisfy coverage by selecting the best chunk per required KB, (ii) then fill remaining budget by descending  $s_{\text{final}}(q, c)$  with diversity caps. This packing directly targets cross-KB verification and reduces failures caused by naive concatenation.

Algorithm 2 details our coverage-aware greedy evidence packing under a token budget.

## 4 Experiments

### 4.1 Dataset

We construct a Chinese Tibetan-medicine QA dataset over three KBs: encyclopedia (E), classics (T), and clinical papers (P). Each instance contains a query, a short gold answer, and gold evidence at the chunk level (with KB labels, document metadata, and stable chunk ids). The dataset contains 500 queries and is balanced across four question types (25% each): (i) definition, (ii) classics principles, (iii) clinical evidence, and (iv) cross-KB synthesis. For cross-KB synthesis, each example specifies a required KB set (at least two KBs) and a primary source KB.

Unlike typical supervised settings, we do not train any component on this dataset and do not create train/dev/test splits. All reported metrics are computed on the full 500-query set.

### 4.2 Experimental Setup

We index chunks from each KB independently. At inference time, we compute chunk relevance scores with a semantic retriever. We optionally apply a semantic reranker in the consolidation stage. All retriever and reranker parameters are kept fixed during evaluation.

We use OPENPANGU-EMBEDDED-7B as the answer generator for all methods [27]. This choice highlights a lightweight, deployment-friendly LLM in a domain RAG setting. To ensure a fair comparison, we keep the same generation prompt and citation format across all methods.

---

**Algorithm 2** Coverage-aware Greedy Evidence Packing

---

**Require:** ranked list  $\mathcal{L}(q)$  with scores  $s_{\text{final}}(q, c)$ ; required KB set  $\mathcal{K}_{\text{req}}(q)$ ; token budget  $T_{\text{max}}$

**Require:** token length  $\ell(c)$ ; optional doc cap  $C_{\text{doc}}$  (max chunks per doc)

**Ensure:** packed evidence list  $\mathcal{E}(q)$

```
1:  $\mathcal{E} \leftarrow []$ ;  $T \leftarrow 0$ ; initialize doc counter map  $\text{cnt}(\cdot) \leftarrow 0$ 
2: Phase 1: satisfy coverage constraints
3: for each required KB  $k \in \mathcal{K}_{\text{req}}(q)$  do
4:    $c^* \leftarrow \arg \max_{c \in \mathcal{L}(q): k(c)=k} s_{\text{final}}(q, c)$  s.t.  $T + \ell(c) \leq T_{\text{max}}$ 
5:   if  $c^*$  exists then
6:     append  $c^*$  to  $\mathcal{E}$ ;  $T \leftarrow T + \ell(c^*)$ ;  $\text{cnt}(\text{doc}(c^*)) \leftarrow \text{cnt}(\text{doc}(c^*)) + 1$ 
7:   end if
8: end for
9: Phase 2: fill remaining budget by descending score
10: for each chunk  $c$  in  $\mathcal{L}(q)$  in order do
11:   if  $c \notin \mathcal{E}$  then
12:     if  $T + \ell(c) \leq T_{\text{max}}$  then
13:       if  $\text{cnt}(\text{doc}(c)) < C_{\text{doc}}$  then
14:         append  $c$  to  $\mathcal{E}$ ;  $T \leftarrow T + \ell(c)$ ;  $\text{cnt}(\text{doc}(c)) \leftarrow \text{cnt}(\text{doc}(c)) + 1$ 
15:       end if
16:     end if
17:   end if
18: end for
19: return  $\mathcal{E}(q)$ 
```

---

Since we do not use a validation split, we set a single hyperparameter configuration and keep it fixed for all experiments. This includes the probe size  $L$ , total retrieval budget  $B$ , minimum per-KB budget  $b_{\text{min}}$ , fusion weight  $\alpha$  in Method II, optional graph hop limit  $h$ , and token budget  $T_{\text{max}}$ . We set the evaluation cutoff to  $K=5$  for all @K metrics.

All automatic metrics, including RAGAS-style scores and citation checks, are computed by the same judge model, GLM-4.7, to avoid confounding effects from heterogeneous evaluators.

### 4.3 Metrics

We evaluate at three levels with a consistent cutoff  $K=5$ .

**KB routing (Method I).** Primary-source accuracy (PrimaryAcc) and Top-2 hit (Top2Hit) are computed from the KB score ranking over  $\{E, T, P\}$ . We also report encyclopedia dominance rate (EDR), defined as the fraction of E chunks in the final evidence list.

**Evidence selection and cross-KB verification (Method II).** We report EvRecall@5 and EvNDCG@5 based on gold chunk ids. For cross-KB queries, we report CrossEv@5, which checks whether the top-5 evidence covers all required KBs. Unless otherwise stated, evidence-level metrics are computed over the cross-KB subset.

**Answer quality, faithfulness, and citation correctness.** We report reference-free RAG metrics (faithfulness, context precision/recall, and answer relevance) in the spirit of RAGAS. We also report citation-based checks inspired by ALCE to assess whether cited evidence supports the generated statements.

### 4.4 Main Results

Table 1 summarizes end-to-end performance on all 500 queries. We compare against (i) single-KB retrieval baselines, (ii) pooled retrieval over merged KBs, and (iii) naive multi-KB concatenation. We further include

two partial variants (DAKS ONLY and GRAPHFUSION ONLY) to isolate the contributions of Method I and Method II.

Overall, DAKS+GRAPHFUSION achieves the best cross-KB evidence coverage (CrossEv@5) while maintaining strong faithfulness and citation correctness. We observe that enabling graph-guided fusion without DAKS routing can underperform on end-to-end answer relevance, despite strong evidence-level gains (Table 3), suggesting that graph-guided fusion benefits from a well-routed candidate pool produced by Method I.

Method	Faith.	CtxPrec	CtxRec	AnsRel	CrossEv@5	CitCorr
Single-KB (E)	0.654	0.415	0.834	0.902	0.720	0.756
Single-KB (T)	0.837	0.223	0.734	0.833	0.750	0.791
Single-KB (P)	0.810	0.245	0.705	0.805	0.680	0.680
Merged KB	0.785	0.195	0.750	0.795	0.650	0.720
Naive Multi-KB Concat	0.750	0.180	0.745	0.780	0.620	0.700
DAKS only	0.820	0.235	0.760	0.825	0.720	0.750
GraphFusion only	0.630	0.306	0.409	0.408	0.650	0.650
<b>DAKS + GraphFusion (Full)</b>	<b>0.805</b>	<b>0.265</b>	<b>0.720</b>	<b>0.810</b>	<b>0.780</b>	<b>0.760</b>

Table 1: End-to-end performance on all 500 queries with cutoff  $K=5$ . All answers are generated by OPENPANGU-EMBEDDED-7B, and all automatic metrics are computed by GLM-4.7.

#### 4.5 Routing Evaluation (Method I: DAKS)

Table 2 evaluates KB routing quality. DAKS improves primary-source prediction accuracy over uniform budgeting and merged-KB retrieval, and reduces encyclopedia dominance in the final evidence list, indicating its effectiveness in mitigating density-driven bias.

Method	PrimaryAcc	Top2Hit	EDR( $\downarrow$ )	AuthCov
Uniform per-KB budget	0.500	0.680	0.415	0.180
Merged KB	0.480	0.640	0.485	0.140
DAKS (ours)	0.560	0.700	0.362	0.230

Table 2: Routing evaluation with cutoff  $K=5$ . AuthCov measures whether evidence from authoritative KBs appears in top-5 (for relevant queries).

#### 4.6 Evidence Fusion Evaluation (Method II)

Table 3 evaluates evidence ranking quality and cross-KB verification on the cross-KB subset. We compare naive concatenation, a score-only reranking baseline, and our graph-guided fusion. Graph-support fusion substantially improves CrossEv@5 and reduces encyclopedia dominance. Enabling graph bridge retrieval further improves recall and ranking quality, suggesting that the alignment graph retrieves complementary evidence across KB boundaries.

Method	EvRecall@5	EvNDCG@5	CrossEv@5	EDR( $\downarrow$ )
Naive concat (fixed order)	0.834	0.542	0.315	0.485
Score-only rerank (no graph)	0.846	0.612	0.392	0.442
Graph-support fusion (ours)	0.851	0.625	0.582	0.365
Graph-retrieval + fusion (ours)	0.872	0.693	0.645	0.341

Table 3: Evidence-level evaluation on cross-KB queries with cutoff  $K=5$ .

## 5 Conclusion

We investigate RAG for Chinese Tibetan-medicine QA in a multi-KB setting where KBs differ in style, density, and evidentiary authority. Our results demonstrate that (i) DAKS improves KB routing and reduces encyclopedia dominance, and (ii) alignment graph-guided fusion further strengthens cross-KB verification at the evidence level. When combined, the full system achieves the best end-to-end cross-KB evidence coverage (CrossEv@5) on our 500-query benchmark while maintaining competitive faithfulness and citation correctness. Importantly, we show that a lightweight generator (OPENPANGU-EMBEDDED-7B) can support traceable domain QA when paired with careful routing and evidence organization, offering a practical path toward deployable Tibetan-medicine assistants.

**Limitations.** First, all automatic metrics are computed by a single judge model (GLM-4.7); although this avoids evaluator mismatch, it may introduce systematic bias, and future work should include human evaluation and multiple independent judges. Second, we evaluate only one domain and one language setting (Chinese Tibetan-medicine resources), so generalization to other medical subdomains or languages remains to be validated. Third, our alignment graph relies on entity extraction and chunk metadata; extraction errors or incomplete typing may weaken graph support and cross-KB linking. Finally, our study focuses on retrieval, fusion, and evidence packing rather than training retrieval models; improving retrievers with domain supervision or preference signals could further strengthen robustness.

## References

- [1] Lei Huang, Weijiang Yu, Weitao Ma, Weihong Zhong, Zhangyin Feng, Haotian Wang, Qianglong Chen, Weihua Peng, Xiaocheng Feng, Bing Qin, and Ting Liu. A survey on hallucination in large language models: Principles, taxonomy, challenges, and open questions. *ACM Transactions on Information Systems*, 2025.
- [2] Pratyush Sahoo et al. A comprehensive survey of hallucination in large language models. In *Findings of the Association for Computational Linguistics: EMNLP 2024*, 2024.
- [3] Hao Yu, Aoran Gan, Kai Zhang, Shiwei Tong, Qi Liu, and Zhaofeng Liu. Evaluation of retrieval-augmented generation: A survey, 2024.
- [4] Cyril Zakka, Rohan Shad, Akash Chaurasia, Alex R Dalal, Jennifer L Kim, Michael Moor, Robyn Fong, Curran Phillips, Kevin Alexander, Euan Ashley, et al. Almanac: Retrieval-augmented language models for clinical medicine. *NEJM AI*, 2024.
- [5] Linda M Amugongo et al. Retrieval-augmented generation for large language models in healthcare: a review. *PLOS Digital Health*, 2025.
- [6] Guangzhi Xiong, Qiao Jin, Zhiyong Lu, and Aidong Zhang. Benchmarking retrieval-augmented generation for medicine. In Lun-Wei Ku, Andre Martins, and Vivek Srikumar, editors, *Findings of the Association for Computational Linguistics: ACL 2024*, pages 6233–6251, Bangkok, Thailand, August 2024. Association for Computational Linguistics.
- [7] Tianyu Gao, Howard Yen, Jiatong Yu, and Danqi Chen. Enabling large language models to generate text with citations. In Houda Bouamor, Juan Pino, and Kalika Bali, editors, *Proceedings of the 2023 Conference on Empirical Methods in Natural Language Processing*, pages 6465–6488, Singapore, December 2023. Association for Computational Linguistics.
- [8] Shahul Es, Jithin James, Luis Espinosa Anke, and Steven Schockaert. RAGAs: Automated evaluation of retrieval augmented generation. In Nikolaos Aletras and Orphee De Clercq, editors, *Proceedings of the 18th Conference of the European Chapter of the Association for Computational Linguistics: System Demonstrations*, pages 150–158, St. Julians, Malta, March 2024. Association for Computational Linguistics.

- [9] Shiqi Yan, Jiaqi Gu, et al. Corrective retrieval augmented generation, 2024.
- [10] Akari Asai, Zeqiu Wu, et al. Self-rag: Learning to retrieve, generate, and critique through self-reflection. In *International Conference on Learning Representations*, 2024.
- [11] Peng Li et al. An intelligent question answering system based on the knowledge graph taking prescription and materia medica as examples. *Digital Chinese Medicine*, 2024.
- [12] Mingrui Qin et al. Rag-cpmf: A retrieval augmented generation model based intelligent prescription recommendation system for chinese patent medicine formula. *Digital Chinese Medicine*, 2025.
- [13] Mingrui Qin et al. Tcmlcm: A knowledge graph-based retrieval-augmented generation approach for traditional chinese medicine question answering. *Digital Chinese Medicine*, 2025.
- [14] Andi Dong, Chao Wang, Pan Tong, Dan Yang, and Cuo Yong. Research on tibetan medicine intelligent question answering system integrating confrontation training and reinforcement learning. In *ISAIMS 2021: 2nd International Symposium on Artificial Intelligence for Medicine Sciences, Beijing, China, October 29 - 31, 2021*, pages 120–125. ACM, 2021.
- [15] Jiuchang Pei, Jianfu Chen, and Yan Sun. Constructing tibetan materia medica knowledge graph from ecological census. In *International Conference on Asian Language Processing, IALP 2024, Hohhot, China, August 4-6, 2024*, pages 188–191. IEEE, 2024.
- [16] Ningyu Zhang, Mosha Chen, Zhen Bi, Chen Tan, Xiaoyan Li, et al. Cblue: A chinese biomedical language understanding evaluation benchmark. In *Proceedings of the 60th Annual Meeting of the Association for Computational Linguistics (Volume 1: Long Papers)*, 2022.
- [17] Haochun Wang, Chi Liu, Nuwa Xi, Zewen Qiang, Sendong Zhao, Bing Qin, and Ting Liu. Huatuo: Tuning llama model with chinese medical knowledge, 2023.
- [18] Ping Yu, Kaitao Song, Fengchen He, Ming Chen, and Jianfeng Lu. Tcmd: A traditional chinese medicine qa dataset for evaluating large language models, 2024.
- [19] Song Wang et al. Domainrag: A chinese benchmark for evaluating domain-specific retrieval-augmented generation, 2024.
- [20] Shuai Wang, Ekaterina Khramtsova, Shengyao Zhuang, and Guido Zuccon. Feb4rag: Evaluating federated search in the context of retrieval augmented generation, 2024.
- [21] Shuai Wang, Shengyao Zhuang, Bevan Koopman, and Guido Zuccon. Resllm: Large language models are strong resource selectors for federated search, 2024.
- [22] Nelson F. Liu, Kevin Lin, John Hewitt, Ashwin Paranjape, Michele Bevilacqua, Fabio Petroni, and Percy Liang. Lost in the middle: How language models use long contexts. *Transactions of the Association for Computational Linguistics*, 12:157–173, 2024.
- [23] Donghan Yu, Chenguang Zhu, Yuwei Fang, Wenhao Yu, Shuohang Wang, Yichong Xu, Xiang Ren, Yiming Yang, and Michael Zeng. Kg-fid: Infusing knowledge graph in fusion-in-decoder for open-domain question answering. In *Proceedings of the 60th Annual Meeting of the Association for Computational Linguistics (Volume 1: Long Papers)*, 2022.
- [24] Saandeep Sarmah et al. Hybridrag: Integrating knowledge graphs and vector retrieval for enhanced information retrieval. In *Proceedings of the 5th ACM International Conference on AI in Finance*, 2024.
- [25] Bhaskarjit Sarmah, Benika Hall, Rohan Rao, Sunil Patel, Stefano Pasquali, and Dhagash Mehta. Hybridrag: Integrating knowledge graphs and vector retrieval augmented generation for efficient information extraction. *arXiv preprint arXiv:2408.04948*, 2024.
- [26] Yuming Zhang, Hongyan Li, Xufeng Lang, Zuojian Zhou, Yun Ling, and Ziyang Wang. Construction of traditional chinese medicine question-answering large language model based on retrieval-augmented generation technology. *Journal of Nanjing University of Chinese Medicine*, 40(12):1375–1382, 2024.

- [27] H. Chen, Y. Wang, K. Han, et al. Pangu embedded: An efficient dual-system llm reasoner with metacognition. *arXiv preprint*, 2025.