

Quantum Sequential Circuits

Dong-Sheng Wang*

*Institute of Theoretical Physics, Chinese Academy of Sciences, Beijing 100190, China
School of Physical Sciences, University of Chinese Academy of Sciences, Beijing 100049, China
(Dated: February 6, 2026)*

This work introduces and characterizes quantum sequential circuits (QSCs) as a hardware-oriented paradigm for quantum computing, built upon a novel foundational element termed the quantum transistor. Unlike conventional qubit-based architectures, QSCs employ symmetry-protected topological junctions where quantum gates are encoded as Choi states via channel-state duality and activated through bulk measurements, utilizing ebits to realize the functional analog of feedback loops in classical sequential circuits. This framework establishes a universal model for quantum computation that inherently incorporates memory and temporal sequencing, complementing existing combinational quantum circuit model. Our work advances the conceptual bridge towards a quantum von Neumann architecture, underscoring the potential of hybrid and modular design principles for the development of large-scale, integrated quantum information processors.

I. INTRODUCTION

A computer is a complex and controllable physical system built upon the von Neumann architecture with hierarchical hardware and software layers [1]. Its mathematical foundation relies on representing information with bits, which are processed through arrays of logic gates. The core of the system consists of large-scale integrated circuits, composed of analog, combinational, and sequential circuits. These enable diverse functionalities such as computation, control, transmission, and storage. Beyond basic passive components like resistors, capacitors, and wires, the transistor stands as the most critical element [2], performing essential roles including switching, gating, storage, and amplification as a foundational, scalable, and standardized active building block.

In recent years, research has advanced toward the development of quantum computers [3–6]. Unlike classical architectures based on transistors and logic gates, quantum computing employs qubit architectures implemented with physical systems such as trapped ions, neutral atoms, or superconducting circuits [3]. Quantum gates and measurements are executed in real time using lasers or electromagnetic waves. Although certain optical devices can act as quantum gates, they are not universal [7]. Due to the inherent instability of qubits, error correction via encoding is indispensable and requires rapid classical computation for error analysis [8, 9]. Consequently, classical control instructions are necessary to manage qubit operations, and quantum chips are viewed as components that can be integrated into existing com-

putational frameworks. However, it lacks a native hardware element analogous to the transistor, limiting the potential complexity and scalability of quantum system architectures.

Digital electronic circuits comprise both combinational and sequential circuits, with the latter permitting feedback loops. Combinational circuits are typically designed for a fixed input size, and altering this size can significantly change the circuit design. In contrast, sequential circuits process inputs along the time dimension without modifying their spatial structure, hence the term “sequential.” Feedback loops are essential for constructing memory elements, including flip-flops and registers, which retain past input states and compute outputs based on both current inputs and historical data. This enables critical functionalities such as clock-driven synchronization, temporary storage or caching, iterative operations, and algorithms that accommodate indefinite input sizes.

In this work, we investigate quantum circuit design from a hardware perspective. The quantum circuit model, analogous to the Boolean circuit model, is well established in quantum computing [3]. These circuits are fundamentally combinational in nature. A longstanding open question is whether and how one can define quantum sequential circuits. Directly looping a quantum output state back to the same gate is difficult to conceive as it is unclear what are the quantum analog of loops.

A central concept in sequential circuits is memory, which differs from simple bits. Memory takes various forms, such as internal and external storage. In contemporary quantum computing, qubits serve as the basic building blocks, with no strict distinction among qubits, quantum memory, and quantum registers [10]. Recent

* wds@itp.ac.cn

studies on quantum von Neumann architectures have revealed the unique role of quantum memory, particularly for storing quantum programs, and have identified ebits as the fundamental elements of quantum memory [11]. This is grounded in a key principle of quantum mechanics known as channel-state duality, which states that any quantum channel, including unitary gates, can be equivalently represented as a state, commonly referred to as a Choi state [12, 13]. This duality suggests that a quantum gate can exist as a static resource state, inspiring the exploration of a new type of quantum hardware element that physically embodies this duality and enables the “storage” and “on-demand activation” of gates.

In this work, we define quantum sequential circuits (QSCs) based on a transistor-style construction of quantum gates. We demonstrate that ebits serve as the quantum analog of loops in classical sequential circuits. In this framework, a gate is encoded in a system with a Hamiltonian and edge modes, and gate activation is achieved through measurements on its bulk [14]. Prior to an input signal, the gate exists in the form of a Choi state by virtue of channel-state duality. The system possesses symmetry-protected topological (SPT) order [15], which enables a bulk-edge duality, and its states can be represented as a network of ebits, up to local operations. The role of ebits is to facilitate state transfer or teleportation through a gate via measurements. Accordingly, a gate must be resettable for repeated use. Furthermore, we establish the universality of QSCs and describe how to implement quantum algorithms using them, as well as hybrid circuits composed of both QSCs and combinational quantum circuits.

Our hardware-oriented construction of QSCs complements current quantum computing architectures. We

	Classical	Quantum
Bits	Current/Voltage	Edge modes/Bound states
Signal	Current/Voltage	Phase, Amplitude, Particle number etc
Energy source	Electricity/Battery	Laser/Electricity
Material	Semiconductor, Metal	Topological materials
Circuit memory	Electronic loops	Ebits
Transistors	BJT/FET junctions etc	SPT junctions etc
Measurements	Passive, Deterministic	Active, Destructive, Probabilistic

Table I. A brief comparison between classical and quantum circuits.

hereby provide a comprehensive comparison between classical and quantum computational frameworks, summarized in Table I, with an emphasis on hardware implementation. The table does not enumerate details of existing platforms, and we note that, in principle, other types of QSC constructions may also be possible. It highlights that novel quantum materials are required for the quantum case, and that lasers are essential for executing gates and measurements while maintaining qubit coherence. The complexity exhibited by classical electronic circuits and computers suggests that developing diverse types of qubits and quantum circuits, along with methods to control and integrate them, will be necessary.

II. QUANTUM TRANSISTORS

Here we describe the quantum transistors that are studied in details in another work [14]. Despite the name, they are not the direct analog of electronic transistors, nor the only possibility.

The central principle of the quantum transistors we defined is that a gate is stored as its Choi state following from von Neumann architecture [16, 17], and the gate operation itself is performed via measurements on a symmetry-protected topological (SPT) state, notably, a cluster state [18] or a valence-bond solid [19], which share the common feature of Haldane phase [20]; namely, there are symmetry-protected edge modes. These edge modes carry the logical qubits and the bulk is measured to induce logical gates.

It is known that a chain of cluster state can be used to realize any qubit gate based on gate teleportation. The state has $Z_2 \times Z_2$ symmetry which defines a wire basis for its representation. Such a basis is protected by the symmetry. If the measurement is restricted to be in the wire basis, it can only realize state transfer, i.e., the identity gate [21]. To see this, we start from the matrix-product state (MPS) representation of a state

$$|\psi\rangle = \sum_i \text{tr}(EA_i)|i\rangle \quad (1)$$

for $i := i_1 i_2 \cdots i_N$, $A_i = A_{i_N} \cdots A_{i_1}$, and E as an edge operator [22]. The logical data is in the bond space acted upon by these A_i and E . For open boundary condition, $E = |l\rangle\langle r|$ and $|l\rangle$ is viewed as the initial state of the edge mode, and $|r\rangle$ is the final projection. In order to avoid them, additional qubits coupled to the left mode and others to the right mode can be used to form ebits,

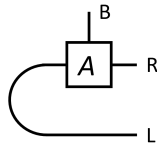


Figure 1. A representation of the quantum transistor we defined in the form of Choi state. The curve on the left represents ebits.

and the whole state becomes

$$|\Psi\rangle = \sum_{ij} |j\rangle_L A_i |j\rangle_R |i\rangle_B, \quad (2)$$

and we use the subscript L, R, B to represent the left mode, right mode, and the bulk. Note we just call the additional qubits on the left as the left mode since its role is to make the “virtual” mode physical. See figure 1, and we can see it has a transistor-style structure: the L system as the input, R as the output, and B as the control terminal. The input signal is a measurement that prepares an initial state, e.g., the state $|0\rangle$ of a qubit.

For the standard one-dimensional qubit cluster state, the wire basis measurement leads to the gate sequence

$$HZ^{i_n} \dots HZ^{i_2} HZ^{i_1} \quad (3)$$

which is a Pauli gate if n is even, and a Hadamard gate H (modular a Pauli gate) if n is odd. A Pauli gate is often treated as a byproduct that can be easily dealt with. So we can realize logical identity gate or H gate depending on the system length. Similarly, we can also realize the phase gate S by a cluster chain in a rotated basis and the CZ gate by a two-leg ladder [14]. These gates are protected by the SPT order of cluster states. The T gate is realized via magic-state injection [23]. Given the universal gate set of H , S , T , CZ , as well as Pauli gates, any other gate can be constructed as a connected gate array. They are all stored in the form of Choi state, and for simplicity, we call them as quantum transistors no matter what gate it is. This is the foundation for the quantum sequential circuits we introduce below.

III. CIRCUIT ELEMENTS

A. Combinational circuits

We first introduce symbols for elements in usual quantum circuits. A qubit is represented by a black dot, a

free evolution is represented by an arrow, a unitary gate is represented by a box, and a measurement is represented by a particular meter symbol with a double arrow for the classical outcome. See figure 2 and also an example. The qubits are on the left of the circuit diagram, and the arrow represents the evolution time direction. There cannot be loops in a combinational circuit meaning that an output from a gate cannot “go back” again to serve as its new input.

In practice, gates and qubits can be realized in different systems. There are photonic and solid-state platforms [4]. For photonic platform, qubits are often carried by photons which are “flying” qubits and generated on-time, while gates are hardware that occupy the major part of a photonic chip. However, these gates are not universal, and other schemes have to be employed, such as fusion-based gates [24]. For solid-state platform such as superconducting circuits, gates are temporal signals generated on-time, while qubits are hardware that occupies the major part of a chip. Lasers are the main devices to generate qubits, perform gates or measurements.

B. Sequential circuits

We now introduce the elements for quantum sequential circuits. An ebit (Bell state) is represented by a short line or even curved line, a stored gate is represented by a box with two black dots on its left and right sides, and also a control symbol at the top, and a measurement signal is represented by a circle. See figure 4 and the same circuit from figure 2. Note that there are external qubits carried by “quantum dots” coupled to the bulk to form physical edge modes, hence the two dots for its symbol. Before the measurement signal, there is no initialized qubits and time evolution, and the whole circuit can be viewed as a stored gate in the form of Choi state. Each gate is opaque before the bulk measurement, and becomes transparent after it and the input is mapped to the output.

There can be loops for such circuits. A loop is actually an ebit (or a product of them), and this forms the periodic boundary condition for the bulk system. Some examples are shown in figure 3. Such an ebit can also be augmented by a chain of cluster state or other states of the same nature, and the goal is to teleport the output back to the input edge mode. This does not violate causality since the time order is set by the measurements. As measurement is destructive, especially the bulk measurement, a gate is one-time and has to be refreshed for

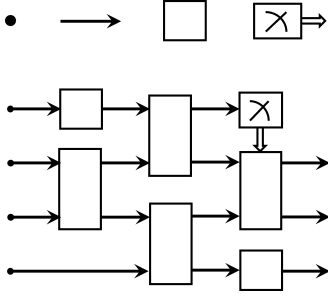


Figure 2. Symbols for elements in combinational quantum circuits (top) and an example circuit (bottom), which also shows a gate conditional on the measurement outcome. Note one can also put dots at the end of the circuit to label output qubits.

the next use. As long as the system Hamiltonian is controllable, the gate can be refreshed [14].

To use loops to realize a reusable gate, a sequence of measurements and refreshments can be used. An elementary procedure is:

1. Measure the left mode to prepare input;
2. Measure the bulk to execute the gate, and the data is transferred to the right mode;
3. Refresh the left mode and the bulk;
4. Establish ebit between the left and right modes;
5. Measure the right mode to transfer data to the left mode;
6. Refresh the right mode;
7. Back to the 2nd step and repeat.

The procedure above is a sequence of gate teleportation [25, 26], and it can also be realized by a usual combinational circuit. This points to the central feature of sequential circuits, which is to use the space-time conversion to save space cost using refreshable gates. As for electronic circuits, we expect it can benefit future quantum chip design, and we will show its usage for quantum circuits and algorithms in the following sections.

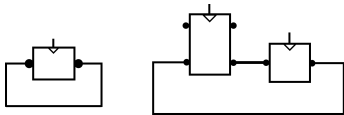


Figure 3. Some simple examples of sequential quantum circuits with loops. This type of circuits can be used to realize iterative operations.

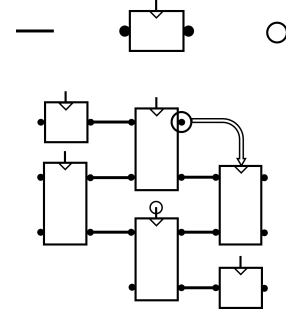


Figure 4. Symbols for elements in sequential quantum circuits (top) and the same circuit as in figure 2 (bottom). A measurement signal on a gate is also shown.

C. Synchronization

Timing is a central part in the design of electronic circuits. Proper sequential circuits are synchronized. One might expect to use superposition of timing for the quantum case. In the original setting of quantum Turing machine, this has been analyzed and shown to add complexity to the computing process [27]. Here we use classical timing or clock, and will study quantum timing in Sec. VC. As the control signals are for measurements, it is natural to use classical clocks to control the order of gates. Proper timing is relevant for the design of various sequential elements, such as latch and flip-flop. Some of these designs can be carried over to the quantum case as our timing scheme is classical.

D. Hybrid circuits

A circuit can be hybrid, containing both combinational and sequential parts. For the quantum case, they could be carried by different types of systems, such as photons, trapped ions, cold atoms, superconducting circuits, quantum dots, ground states or excitations of many-body systems. A hybrid circuit may involve any possible combinations of those systems containing qubits, ebits, gates, and transistors which are stored gates.

How to connect a combinational circuit to a sequential circuit? It only needs to establish ebits between the qubits in the combinational circuit and the input edge modes. If the combinational circuit follows behind, it can be directly realized on the output edge modes, or by firstly teleporting the edge modes to other qubits, and then running the circuits on these qubits.

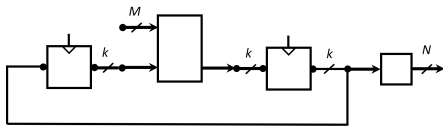


Figure 5. Quantum finite state machine which is a type of hybrid circuit.

E. Quantum register

Register is a notion that is different from bit for electronic circuits. Yet, in quantum computing a quantum register often refers to a collection of qubits. In our model, a quantum register is a collection of quantum transistors with their input modes carrying an entangled data state $|\psi\rangle$. Normally, the quantum transistor shall only execute the identity gate; however, we also allow other gates (such as H and S gates) for the construction of quantum registers. A type of register is known as *shift register*, which can shift the data across its transistors. The shift function can be easily realized by quantum teleportation, therefore, it is straightforward to define quantum shift register by connecting transistors in series.

F. Quantum finite state machine

Finite state machine is a type of synchronized hybrid circuits. We find that it carries over to the quantum case, and its basic structure is shown in figure 5. It actually has a form of MPS, with the registers acting on its bond space, and it has been shown that MPS is the underlying mathematical language for quantum finite state machine and the local model of quantum Turing machine [28]. Recall that MPS does not necessarily refer to one-dimensional systems; instead, it can describe systems of arbitrary geometry.

The figure shows a circuit with M -qubit input and N -qubit output, and with k -qubit quantum registers. It is of the so-called Moore-style, and the Mealy-style is also possible by allowing some input directly go into the final combinational circuit.

G. Quantum pipeline

Pipeline circuitry breaks down complex operations into simpler stages, allowing multiple instructions to be processed simultaneously, which significantly improves overall throughput. It saves time to execute an algorithm

without a major hardware cost.

A quantum scheme that naturally serves as a quantum pipeline protocol is the stabilizer formalism [3, 29]. A circuit can be divided into blocks of T gates and Clifford gates. The gates in a Clifford circuit can be run in parallel, namely, all measurements can be done in parallel for the transistors in a Clifford circuit. Each measurement will generate Pauli byproduct, and as Clifford gates preserve the Pauli group, all byproduct will gather together to form a net Pauli byproduct that can be corrected before the T gates. This feature has been observed in the context of the standard circuit model and also MBQC [30]. Beyond this, there could also be other quantum pipeline designs that deserve separate study.

IV. QUANTUM ALGORITHMIC MODULES

In this section, we analyze some common quantum algorithms and their primitives, and show how to use QSCs to deal with iteration, temporal storage, or jump instructions.

A. Quantum control and multiplexer

Quantum control operations are common in quantum circuits and algorithms. If the control is followed by a measurement, it can be replaced by a classical control. If the target gate is unknown, this cannot be directly realized; instead, the circuit shown in figure 6 is needed [31]. Here, if the target gate is stored, it can be realized as the bottom panel shows. In the circuit, c is the control qubit, $|\lambda\rangle$ is an eigenstate of the gate U , and there are two controlled-swap gates. Note that we choose to use hybrid circuit to realize this. One can also use a purely sequential circuit that will involve more transistors to store all the qubits and realize the controlled-swap gates by decomposing them into elementary gates.

This can be extended to multiple target gates. Denote a single controlled gate as $\wedge_U = \text{diag}(\mathbb{1}, U)$, then a quantum multiplexer (QMUX) is $\text{diag}(U_1, U_2, \dots, U_n)$, and it can be realized in a similar way. The QMUX module is widely used in quantum algorithms, such as the quantum phase estimation [32], Shor algorithm [33], swap test, DQC1 [34], and linear combination of unitary gates [35], etc.

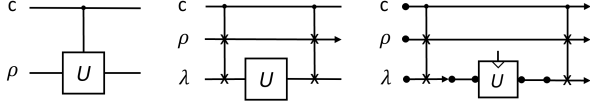


Figure 6. Quantum control operation and its realization with quantum transistor in a hybrid circuit.

B. Quantum Fourier transformation

The quantum Fourier transformation F is also a primitive in quantum algorithms [3]. The Hadamard gate H is the qubit version of it. On n -qubits, it can be realized by a circuit of $O(n^2)$ gates, and it uses the controlled-phase gates with the phase rotation gates $R_k = \text{diag}(1, e^{i2\pi/2^k})$ for $k \in [2, n]$. The phase depends on n exponentially. In many cases, the inverse F^\dagger is at the circuit end, so the control can be replaced by classical control, and all gates become single-qubit operations.

There is also an analog interpretation of F , which is to view it as the basis transformation between a coordinate and its momentum basis. If we view qubits as spins, the measurement can be treated as the measure of the dispersion relation $E(p)$ for the height signifying the probability of a momentum value p . In quantum magnetism, this can be realized by neutron scattering experiment [36]. We will see below this point of view can benefit our understanding of some quantum algorithms.

C. Transpose and inverse operations

It is straightforward to realize the transpose of an operator A according to the basic property of ebit $(A \otimes \mathbb{1})|\omega\rangle = (\mathbb{1} \otimes A^t)|\omega\rangle$, and this extends to any gate or channel. This is realized by exchanging the input and output modes of a transistor, i.e., run a transistor backwards. An interesting fact to note is that gates H , S , CZ , and also T are all symmetric matrices, so for each gate any one of their edge modes can be chosen as the input mode.

Running a combinational circuit U backwards realizes its inverse U^\dagger instead of its transpose U^t . However, if U is unknown, it is not easy to realize U^\dagger . If U is given as a network of transistors, running it backwards directly realizes U^t . To get U^\dagger , one only needs to further change all gates S and T to their conjugates. For S gate, this can be achieved by appending a Pauli Z operator, and for T gate realized via the magic-state injection scheme, this can be achieved by simply modifying the classical

feedforward and byproduct correction. Therefore, only partial knowledge of U is enough to realize U^\dagger .

The partial transpose operation can also be easily realized. This can be explored to simplify hardware design. For instance, to prepare a MPS by a sequential circuit with a unitary U_n for each tensor A_n , the transpose of a multipartite gate U_n can be used to generate a tensor or its transpose. This can also be viewed as a change of boundary condition via complex loops of ebits [17]. Another notable instance is the swap gate whose partial transpose is nothing but the ebit projector $|\omega\rangle\langle\omega|$. Therefore, the swap-gate module can be used as projectors, or even as generators of periodic boundary condition.

D. Quantum search and amplitude amplification

Grover's search algorithm is a novel start of iterative quantum algorithms [37]. It has been extended by quantum walk, amplitude amplification, singular-value transformation and others [38]. It is natural to realize these algorithms as sequential circuits with loops.

In quantum amplitude amplification (QAA) [39], the goal is to drive a parameter $p \in (0, 1)$ close to 1 by an iterative gate Q so that a unitary U is realized with

$$Q^n A|0\rangle|\psi\rangle \approx |0\rangle U|\psi\rangle \quad (4)$$

for $A|0\rangle|\psi\rangle = \sqrt{p}|0\rangle U|\psi\rangle + \sqrt{1-p}|\Phi\rangle$, and $\langle 0|\Phi\rangle = 0$. The “walk” operator Q can be stored as a transistor, and its iteration can be realized via the method described in section III B. The initial state $|0\rangle|\psi\rangle$ and the gate A can be realized as in combinational circuit or stored depending on the problem. The inverse A^\dagger may be needed to realize Q , and it can be realized according to the last section.

Traditional electronic transistors have the unique function of signal amplification. This does not have a direct quantum analog, though. Here, the QAA is rather an *algorithmic* amplification, and the quantum ‘signal’ is a real amplitude parameter. The algorithm is iterative and unitary (i.e. reversible), while the electronic amplification is apparently irreversible.

It is possible to induce non-unitary gates, i.e., channels [3], acting on the edge modes of a transistor, e.g., by mixing the bulk measurement outcomes. Using MPS, we know that for each bulk site the tensor $\{A_i\}$ forms a channel. Whether this can be used to realize quantum amplification, or other functions, is left for future study.

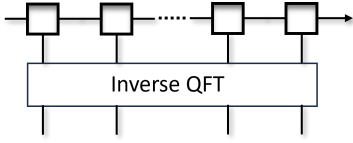


Figure 7. Quantum phase estimation represented as a particular quantum transistor based on the MPS formalism. Note each piece of gate can be realized as a transistor.

The QAA has been generalized by the quantum singular value transformation (QSVT) [40], which provides a unique perspective of quantum algorithms and has found wide applications especially in quantum machine learning. Treating the positive signal $p \in (0, 1)$ as a singular value, the QSVT can process a set of signals carried by a matrix based on the singular-value decomposition. It is a sort of quantum *involution* acting as feature extractor by sliding filters across input data to capture spatial or temporal patterns efficiently. Note there are also other definitions of quantum involution, e.g., Ref. [41], or as quantum memory effects used for quantum involutorial codes studied below in Sec. VB.

E. Quantum phase estimation

The quantum phase estimation (QPE) is a central algorithm which estimates the phase $e^{i\theta}$ of a gate U on its eigenstate $|\psi\rangle$. It uses a sequence of controlled-gates (the modular exponentiation) and measurement in the momentum basis. Combined with amplitude amplification, the QPE can also be extended to amplitude estimation [39].

We find that QPE can be viewed as a scheme based on MPS or as a special quantum transistor, shown in figure 7. Here the MPS is not translation-invariant, and for each site r , the tensor matrices are $A_0 = \mathbb{1}$, $A_1 = U^{2^{r-1}}$. For arbitrary U , it could be expensive to realize it for exponential many of times, yet for U with special properties, such as the case in Shor's algorithm or Hamiltonian evolution where 2^{r-1} converts to time, or even QAA, these gates can be rather easily realized.

The input edge mode is the initial state $|\psi\rangle$ and as it is an eigenstate, it will also stay as the same state. We see that it has the structure of quantum transistor, and the qubits form the bulk. The measurement on them is in the Fourier transformed basis, different from a usual transistor. Also the measurement outcome carries the final result of the phase value. In other words, the bulk

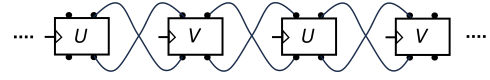


Figure 8. The chain of quantum transistors for quantum simulation. Each wavy line between two edge modes represents ebits.

measurement outcome could be a nontrivial part of an algorithm.

Here we also remark that recently we introduced the entanglement picture based on MPS formalism [42]. It studies a system by switching from the real physical space to the entanglement space. What is interesting for the quantum phase estimation is that the state $|\psi\rangle$ can be viewed as the edge mode of a MPS, hence we can view this algorithm as an algorithm in the entanglement picture.

F. Quantum gradient descent

Here we study a primitive method to realize quantum gradient descent, which is based on the linear combination of unitary operation (LCU) algorithm. The LCU algorithm has a similar structure with the QPE, while it allows more general input state $|\psi\rangle$ and its function is different. Namely, the goal is to realize $\sum_i c_i U_i$ given a set of unitary gates U_i . The coefficients c_i can be encoded in a unitary gate W serving as a measurement basis. Namely, on state $\sum_i |i\rangle U_i |\psi\rangle$, the gate $W = [w_{ij}]$ maps the state to $|0\rangle \sum_i w_{i0} U_i |\psi\rangle$ plus other irrelevant terms. The parameter w_{i0} is proportional to c_i with a proper normalization. The post-selection on a multi-qubit state $|0\rangle$ is required, making it probabilistic. Such a probability can be boosted via the QAA algorithm.

This algorithm can be used to construct gradient descent. For a Hamiltonian in the form $H = \sum_i c_i U_i$, the algorithm realizes $H|\psi\rangle$, which, according to Schrödinger equation, is the derivative $i|\dot{\psi}\rangle$. If there are varying parameters θ , this can be used to find the optimal values of them. A common task is to find the ground state and energy of a model, widely used in combinational optimization problems.

G. Quantum simulation

Quantum simulation of Hamiltonian evolution e^{-itH} is one of the original motivation for quantum computing. A basic method is the Trotter-Suzuki product formula [3],

and here we analyze a primary setting. For a local Hamiltonian $H = \sum_n H_n$, the local terms H_n can be grouped into commuting subsets, e.g., an even set and odd set for two-local interactions. The circuit will be of a brickwork structure, and a similar setting occurs in quantum cellular automata [43]. It contains iterative layers of gates $(\otimes_i U_i)(\otimes_j V_j)$ for U and V as the building blocks. The iteration can be realized by loops and reusable transistors, illustrated in figure 8. Referring to the original circuit, the horizontal direction is the space with the edge modes carrying the qubits, while the time direction is ‘compactified’ in the loops, i.e., the measurement and refreshing sequence.

V. HIGHER-LEVEL LOGICAL FUNCTIONS

A. Quantum programming

To construct large-scale integrated circuit, programmability is a central feature. It requires reconfigurable ‘wires’ or connections among the circuit elements. Notable examples include memory devices such as ROM, RAM, and computing units such as FPGA [1]. Note in literature “quantum programming” sometime is used to refer to the design or compiling of quantum circuits, while here our term has a unique meaning.

For the quantum case, both classical programming and quantum programming have been analyzed, with the former refers to reconfigurable ‘wires’ (i.e., free evolution between gates), while the latter uses both reconfigurable ‘wires’ and gates [17]. Namely, quantum programming employs superchannel [44] as the operation to change the function of a gate. Given a channel Φ , which can be represented as a unitary gate acting on a larger space, the action of a superchannel $\hat{\mathcal{S}}$ is

$$\hat{\mathcal{S}}(\Phi)(\rho) = \text{tr}_a V \Phi U(\rho \otimes |0\rangle\langle 0|), \quad (5)$$

for a pre-unitary gate U and a post unitary gate V , and a is an ancilla with initial state $|0\rangle$ [45]. The channel Φ , gates U and V can all be realized by transistors, but one can also use hybrid circuits to realize quantum programming depending on the context. Apparently, a sequence of superchannels can be connected together.

Many algorithms we analyzed above are special types of quantum programming [11]. The quantum control module maps U to its controlled version \wedge_U . The LCU algorithm maps a set $\{U_i\}$ to another one as a linear com-

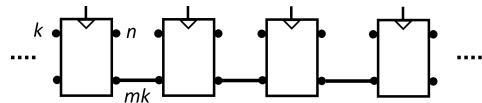


Figure 9. Quantum convolutional codes in the form of matrix-product states. The horizontal direction is time and each stage is a clock cycle. For each cycle, k data qubits are taken as input and encoded into n qubits, and mk qubits as memory are feed forward to the next cycle. Here each transistor contains a m -stage quantum shift register.

bination of them. The QSVT maps a matrix $A = U\Sigma V$ to another one $B = UP(\Sigma)V$ for P as a certain polynomial function of its singular value matrix Σ . It also naturally applies to the oracle setting by treating the input gates or channels as black boxes.

A nontrivial component in integrated circuit is the address of a data cell. Although allowing superposition is possible, here we use classical address, similar to our choice of timing for synchronization in Sec. III C. Allowing superposition will generate entanglement between the address (or time) register and data register, and this could achieve a certain tasks, as we will see in Sec. V C, but also require a preparation stage and a decoupling scheme to extract the data.

Using classical space and time does not affect the universality and programmability of quantum circuits, and actually there are always classical ingredients in a quantum algorithm or system. In the usual circuit model [3], a quantum program is usually a unitary circuit U , assuming standard basis initialization and readout. It is stored as a classical program $[U]$ that describes the gates in it. In quantum von Neumann architecture [17], the circuit U can be stored as its Choi state $|U\rangle$, and superchannels can be used to change its function and connect various gates. On top of that, there is always a classical description of an algorithm, as a classical instruction set or program. All gates can be stored in transistors, and in order to fetch a quantum program, the classical instructions are needed to execute the gates and measurements.

B. Quantum error correction circuits

In this section, we show that QSCs can also be used for the study of quantum error correction codes. As the classical case, there are in general two types of codes: *block* codes and *convolutional* codes [46, 47]. The latter naturally deals with streaming data for real-time applications of low latency, and it has a close relation with sequential

circuits. In quantum computing, streaming data may apply to flying photons or flowing atoms, so here we analyze the scheme to construct quantum convolutional codes.

A convolutional code is usually denoted as (n, k, m) for one cycle, with k input bits encoded as n output bits, and a m -stage shift register to store the k bits from the previous cycle. This structure carries over to the quantum case, shown in figure 9. It is clear to see the overall structure is matrix-product state, while here the modes for each ‘tensor’ have different sizes (k and n), and the ‘bond’ dimension is of size mk . Each ‘tensor’ is a hybrid circuit containing a m -stage quantum shift register and a combinational circuit. Given k input qubits, they are stored in the quantum shift register, and together with the internal states of the register, the state for n output qubits and mk memory qubits is generated by a unitary process. The output at a cycle would depend on the input at previous $m - 1$ cycles, with m as a parameter for ‘correlation length’. The time direction can be further compactified by looping the memory qubits from the output modes back to the input modes.

The connection between quantum convolutional codes with MPS has been studied [48], and some stabilizer convolutional codes have been constructed [49]. Due to the MPS form the codewords have limited entanglement, the code distance is rather small compared with some large-distance block codes, and there are fast decoding algorithms such as the Viterbi algorithm [50]. However, its complexity increases exponentially with m . When combined with block codes such as LDPC codes, convolutional LDPC codes can be defined which would require other types of decoding algorithms, such as belief propagation [46]. As qubits have short coherence time, some quantum LDPC codes can be converted into a convolutional one, so that input qubits can be generated at different times to avoid idler error. This could be better than preparing all input qubits at once.

C. Quantum space and time

In the above we have assumed classical space and time for some functions such as synchronization in Sec. III C and memory device in Sec. V A. On the contrary, it is indeed feasible to generate superposition over spatial or temporal degrees of freedom. Such superposition have been widely studied, e.g., for photonic time-bin qubits and dual-rail qubits [7], quantum walks [51], Feynman–Kitaev history state [32], and also QRAM [52].

For convenience, we refer to such a register as a quantum *spacetime* register, even though it may encode information exclusively in either spatial or temporal modes, and can, in principle, be simulated using standard qubit registers without explicit spacetime superposition. Below we investigate a physical realization of a genuine quantum spacetime register using photonic systems.

Consider a set of stored quantum gates $\{U_i\}$ intended to act on a data register. A fundamental operation is to load these gates coherently via a spacetime control register generating a state of the form

$$|\Phi\rangle = \sum_{i=0}^{d_c-1} c_i |i\rangle U_i |\psi\rangle, \quad (6)$$

where $|\psi\rangle$ is the input data state, $|i\rangle$ denotes a basis state of the control register, and c_i are coefficients. States of this form can be realized by QMUX and arise in several settings: in DQC1, where measurement of the control register yields the trace of a unitary; in LCU, where post-selection on the control register implements an operator that can be non-unitary; in the Feynman–Kitaev method, where such a state encodes the entire history of a quantum circuit; and in QRAM it represents a parallel query over a database with items $|D_i\rangle = U_i |\psi\rangle$.

Our architecture encodes the spacetime register in photons using two distinct photonic modes per photon: path for the control system and polarization for the target (data) system. While others can also be used, such as orbital angular momentum, we focus on the polarization–path encoding for concreteness [7]. The basic task is to implement a controlled version \wedge_U of a given unitary U , and the QMUX in general. Prior work has addressed this for qubit systems [31]; here we extend the construction to arbitrary dimensions. Consider a control register of dimension $d_c = 2^k$ and a data register of dimension $d_t = 2^m$, and a set of d_c distinct unitaries $\{U_i\}$. In a photonic platform, this can be achieved without resorting to controlled-SWAP gates as discussed in Sec. IV A: photons can be separated into different spatial paths by cascade network of beam splitters (BS), and each path is equipped with the corresponding unitary U_i acting on the polarization-encoded data. A schematic is provided in the figure 10. This scheme shall be combined with matter–photon conversion interfaces, e.g., via teleportation-based state transfer, to load or extract information between photonic and matter-based qubits. A product state of the photons is converted by the QMUX

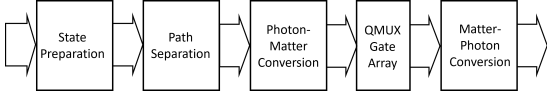


Figure 10. The illustration of using quantum spacetime register to realize quantum multiplexer (QMUX). The State Preparation yields the initial data state $|\psi\rangle$ carried by polarization of photons. The Path Separation yields the path state $\sum_i c_i |i\rangle$ and separates each path state $|i\rangle$. The Photon-Matter and Matter-Photon Conversion downloads or uploads photon states. The QMUX gate-array contains a gate module U_i placed on each path realizing the parallel operation on $|\psi\rangle$. A Path Combination may be needed if further operation on the paths is required.

to the entangled state (6).

Next we show how to apply the QMUX to other important tasks. The Feynman–Kitaev history states are used to study Hamiltonian complexity and adiabatic quantum computing [53]. For a quantum circuit of depth T , the history state is

$$|\eta\rangle = \frac{1}{\sqrt{T+1}} \sum_{t=0}^T |t\rangle |\psi_t\rangle, \quad (7)$$

for $|\psi_t\rangle = U_t \cdots U_1 |\psi_0\rangle$. We adopt a domain-wall encoding for the clock register: $|t\rangle = |0\rangle^{\otimes t} |1\rangle^{\otimes T-t}$. The clock state $|\text{clock}\rangle = \frac{1}{\sqrt{T+1}} \sum_{t=0}^T |t\rangle$ is not a stabilizer state for $T \geq 2$: its support contains $T+1$ basis states (generally not a power of two), and its preparation requires non-Clifford rotations. It can be synthesized via a sequence of controlled rotations around Pauli Y axis with

$$\theta_\ell = 2 \cos^{-1} \left(\frac{1}{\sqrt{T - \ell + 2}} \right), \quad \ell = 0, 1, \dots, T-1, \quad (8)$$

where the rotation on photon ℓ is conditioned on the photon $\ell-1$. In our photonic setup, the clock register is encoded in path (domain-wall form) and the data register in the polarization of the same photons. Applying $\wedge_{U_1}, \wedge_{U_2}, \dots, \wedge_{U_T}$ in parallel yields the state $|\eta\rangle$.

In the QRAM setting, let data items be given by $|D_i\rangle = U_i |\psi\rangle$ for a fixed initial state $|\psi\rangle$. The goal is to perform the parallel query

$$\sum_{i=0}^{d_c-1} c_i |i\rangle |\psi\rangle \longrightarrow \sum_{i=0}^{d_c-1} c_i |i\rangle |D_i\rangle. \quad (9)$$

Our QMUX architecture directly implements this transformation: the address register is encoded in the path of photons, and each U_i is placed in the corresponding spatial branch after the BS array. For the common case

of a uniform superposition ($c_i = 1/\sqrt{d_c}$), the address state is straightforward to prepare. The conventional bucket-brigade QRAM employs a binary tree of three-level routing nodes, achieving query complexity $\mathcal{O}(\log d_c)$ with $\mathcal{O}(d_c)$ physical nodes [52]. Our approach trades the logarithmic query time for constant-time parallel selection, at the cost of requiring d_c distinct U_i networks. If each U_i is an arbitrary m -qubit unitary, the hardware overhead scales as $\mathcal{O}(m^2 d_c)$. This can be advantageous when d_c is moderate and the U_i are structurally simple.

For the LCU algorithm, a further post operation on the path d.o.f. is also needed [54]. This can be realized by a corresponding network of BS (and phase shifters) to recombine the paths together, and usually a post-selection is needed. Note the amplitudes c_i in the initial state and the LCU form relate to each other but are not the same.

Our design is modular and amenable to hybrid quantum hardware. An experimental challenge is the preparation of multiphoton entangled states, due to the inherently probabilistic nature of photonic entangling gates. We outline two scalable approaches. First, the cluster-state method enables universal state generation via adaptive measurements on a large photonic cluster state, which can be built from smaller entangled resources using fusion gates [24]. Second, one may prepare the desired state deterministically on a matter-based platform (e.g., trapped ions or superconducting qubits) and then transfer it to photonic modes via matter-photon conversion interfaces.

VI. CONCLUSION

In this work, we defined quantum sequential circuits and studied their usages to several classes of problems. These circuits are based on a new construction of quantum hardware that we call quantum transistors. This serves as a hardware platform for realizing quantum von Neumann architecture [17] and offers a new pathway toward scalable quantum information processing, thereby complementing current qubit-based quantum processors.

Our study makes the analog between classical and quantum computers more apparent. The general rules of modular and hierarchical design apply to both of them. As in the classical case, the functionality of a sequential circuit can be simulated by a combinational circuit. However, the overhead may be significant. From a hardware perspective, different devices to carry bits or gates differ in many aspects in terms of their speed, energy cost,

latency, and stability etc. Therefore, introducing new type of circuit elements, especially the primitive quantum transistors, could help for the design and realization of large-scale integrated quantum chips.

The quantum transistors defined in this work are based on measurement and teleportation, and in particular, along the research line of symmetry-protected measurement-based quantum computing [21, 55–58]. This makes them one-time and need to be re-settable, and it remains to see if other viable schemes are possible. Unitary evolution driven by Hamiltonian is desirable, e.g., adiabatic evolution [59, 60], state transfer [61] or quantum walk [62], yet they must be controllable to enable the transistor’s on/off switching function, and modular as well as universal.

This work is also a hybrid of a few universal quantum computing models [63], which are often employed separately.

Our work promotes for a pragmatic, integrated approach over an exclusive choice between existing models, and suggests that there are still plenty of spaces to explore for advanced quantum computing models or architectures, e.g., Refs. [64–67]. Furthermore, it also leads to an intriguing question: how to properly reconcile the qubit-based and transistor-based architectures? While classical computers offer a clear historical precedent, but for quantum computers this remains uncertain. Finally, our framework of sequential circuits may also be adapted to other applications of quantum information, such as feedback quantum control and communication.

VII. ACKNOWLEDGEMENT

This work has been funded by the National Natural Science Foundation of China under Grants 12447101 and 12105343.

-
- [1] D. M. Harris, S. L. Harris, Digital design and computer architecture, Elsevier, 2013.
 - [2] S. Sze, K. K. Ng (Eds.), Physics of Semiconductor Devices, John Wiley & Sons, 2007.
 - [3] M. A. Nielsen, I. L. Chuang, Quantum Computation and Quantum Information, Cambridge University Press, Cambridge U.K., 2000.
 - [4] T. D. Ladd, F. Jelezko, R. Laflamme, Y. Nakamura, C. Monroe, J. L. O’Brien, Quantum computers, Nature 464 (7285) (2010) 45–53.
 - [5] J. Preskill, Quantum computing in the nisy era and beyond, Quantum 2 (2018) 79.
 - [6] Y. Liu, S. Singh, K. C. Smith, E. Crane, J. M. Martyn, A. Eickbusch, A. Schuckert, R. D. Li, J. Sinanan-Singh, M. B. Soley, T. Tsunoda, I. L. Chuang, N. Wiebe, S. M. Girvin, Hybrid oscillator-qubit quantum processors: Instruction set architectures, abstract machine models, and applications, PRX Quantum 7 (2026) 010201.
 - [7] P. Kok, W. J. Munro, K. Nemoto, T. C. Ralph, J. P. Dowling, G. J. Milburn, Linear optical quantum computing with photonic qubits, Rev. Mod. Phys. 79 (2007) 135–174.
 - [8] D. Lidar, T. A. Brun (Eds.), Quantum error correction, Cambridge University Press, 2013.
 - [9] N. P. Breuckmann, J. N. Eberhardt, Quantum low-density parity-check codes, PRX Quantum 2 (2021) 040101.
 - [10] Note that the term “quantum memory” in some contexts refers to a device capable of storing quantum states, which is not the focus of our study.
 - [11] D.-S. Wang, Universal quantum computing models: a perspective of resource theory, Acta Phys. Sin. 73 (2024) 220302.
 - [12] A. Jamiolkowski, Linear transformations which preserve trace and positive semidefiniteness of operators, Rep. Math. Phys. 3 (1972) 275.
 - [13] M.-D. Choi, Completely positive linear maps on complex matrices, Linear Algebra Appl. 10 (1975) 285–290.
 - [14] Y.-D. Liu, *et al.*, in preparation (2026).
 - [15] B. Zeng, X. Chen, D.-L. Zhou, X.-G. Wen, Quantum Information Meets Quantum Matter, Springer-Verlag New York, 2019.
 - [16] D.-S. Wang, Choi states, symmetry-based quantum gate teleportation, and stored-program quantum computing, Phys. Rev. A 101 (2020) 052311.
 - [17] D.-S. Wang, A prototype of quantum von Neumann architecture, Commun. Theor. Phys. 74 (2022) 095103.
 - [18] R. Raussendorf, H. J. Briegel, A one-way quantum computer, Phys. Rev. Lett. 86 (2001) 5188–5191.
 - [19] I. Affleck, T. Kennedy, E. H. Lieb, H. Tasaki, Rigorous results on valence-bond ground states in antiferromagnets, Phys. Rev. Lett. 59 (1987) 799–802.
 - [20] F. D. M. Haldane, Nonlinear field theory of large-spin heisenberg antiferromagnets: Semiclassically quantized solitons of the one-dimensional easy-axis néel state, Phys. Rev. Lett. 50 (1983) 1153–1156.
 - [21] D. V. Else, I. Schwarz, S. D. Bartlett, A. C. Doherty, Symmetry-protected phases for measurement-based quantum computation, Phys. Rev. Lett. 108 (2012) 240505.
 - [22] D. Perez-Garcia, F. Verstraete, M. Wolf, J. Cirac, Matrix product state representations, Quantum Inf. Comput. 7 (5) (2007) 401–430.
 - [23] S. Bravyi, A. Kitaev, Universal quantum computation with ideal clifford gates and noisy ancillas, Phys. Rev. A 71 (2005) 022316.
 - [24] S. Bartolucci, P. Birchall, H. Bombin, H. Cable, C. Dawson, M. Gimeno-Segovia, E. Johnston, K. Kielsing, N. Nickerson, M. Pant, F. Pastawski, T. Rudolph, C. Sparrow, Fusion-based quantum computation, Nat.

- Commun. 14 (2023) 912.
- [25] D. Gottesman, I. L. Chuang, Demonstrating the viability of universal quantum computation using teleportation and single-qubit operations, *Nature* 402 (6760) (1999) 390–393.
 - [26] X. Zhou, D. W. Leung, I. L. Chuang, Methodology for quantum logic gate construction, *Phys. Rev. A* 62 (2000) 052316.
 - [27] E. Bernstein, U. Vazirani, Quantum complexity theory, *SIAM J. Comput.* 26 (5) (1997) 1411–1473.
 - [28] D.-S. Wang, A local model of quantum Turing machines, *Quant. Infor. Comput.* 20 (3) (2020) 0213–0229.
 - [29] D. Gottesman, Theory of fault-tolerant quantum computation, *Phys. Rev. A* 57 (1998) 127–137.
 - [30] R. Raussendorf, D. E. Browne, H. J. Briegel, Measurement-based quantum computation on cluster states, *Phys. Rev. A* 68 (2003) 022312.
 - [31] M. Araujo, A. Feix, F. Costa, C. Brukner, Quantum circuits cannot control unknown operations, *New J. Phys.* 16 (2014) 093026.
 - [32] A. Kitaev, A. H. Shen, M. N. Vyalov, Classical and Quantum Computation, Vol. 47 of Graduate Studies in Mathematics, American Mathematical Society, Providence, 2002.
 - [33] P. W. Shor, Algorithms for quantum computation: discrete logarithms and factoring, in: *Proceedings 35th annual symposium on foundations of computer science*, IEEE, 1994, pp. 124–134.
 - [34] E. Knill, R. Laflamme, Power of one bit of quantum information, *Phys. Rev. Lett.* 81 (1998) 5672–5675.
 - [35] A. M. Childs, N. Wiebe, Hamiltonian simulation using linear combinations of unitary operations, *Quant. Infor. Comput.* 12 (2012) 901.
 - [36] T. Giamarchi, *Quantum physics in one dimension*, Oxford university press, 2004.
 - [37] L. K. Grover, A fast quantum mechanical algorithm for database search, in: *Proceedings of the twenty-eighth annual ACM Symposium on Theory of Computing*, 1996.
 - [38] J. M. Martyn, Z. M. Rossi, A. K. Tan, I. L. Chuang, Grand unification of quantum algorithms, *PRX Quantum* 2 (2021) 040203.
 - [39] G. Brassard, P. Høyer, M. Mosca, A. Tapp, Quantum amplitude amplification and estimation, *Contem. Mathemat.* 305 (2002) 53–74.
 - [40] A. Gilyen, Y. Su, G. H. Low, N. Wiebe, Quantum singular value transformation and beyond: exponential improvements for quantum matrix arithmetics, in: *Proceedings of the 51st Annual ACM SIGACT Symposium on Theory of Computing*, 2019.
 - [41] R. Bistron, J. Czartowski, K. Życzkowski, Quantum convolutional channels and multiparameter families of 2-unitary matrices, *arXiv preprint arXiv:2312.17719* (2023).
 - [42] D.-S. Wang, X. Xu, Y.-D. Liu, Quantum simulation in the entanglement picture, *arXiv preprint arXiv:2512.08565* (2025).
 - [43] P. Arrighi, An overview of quantum cellular automata, *Natural Computing* 18 (2019) 885–899.
 - [44] G. Chiribella, G. M. D’Ariano, P. Perinotti, Transforming quantum operations: Quantum supermaps, *Europhys. Lett.* 83 (2008) 30004.
 - [45] K. Wang, D.-S. Wang, Quantum circuit simulation of superchannels, *New J. Phys.* 25 (4) (2023) 043013.
 - [46] W. E. Ryan, S. Lin, *Channel Codes: Classical and Modern*, Cambridge University Press, 2009.
 - [47] D.-S. Wang, Y.-D. Liu, Y.-J. Wang, S. Luo, Quantum resource theory of coding for error correction, *Phys. Rev. A* 110 (2024) 032413.
 - [48] A. J. Ferris, D. Poulin, Tensor networks and quantum error correction, *Phys. Rev. Lett.* 113 (2014) 030501.
 - [49] M. M. Wilde, Quantum-shift-register circuits, *Phys. Rev. A* 79 (2009) 062325.
 - [50] E. Pelchat, D. Poulin, Degenerate Viterbi Decoding, *IEEE Trans. Info. Theor.* 59 (2013) 3915.
 - [51] S. E. Venegas-Andraca, Quantum walks: a comprehensive review, *Quantum Information Processing* 11 (2012) 1015–1106.
 - [52] V. Giovannetti, S. Lloyd, L. Maccone, Quantum random access memory, *Phys. Rev. Lett.* 100 (2008) 160501.
 - [53] T. Albash, D. A. Lidar, Adiabatic quantum computation, *Rev. Mod. Phys.* 90 (2018) 015002.
 - [54] G. L. Long, General quantum interference principle and duality computer, *Commun. Theor. Phys.* 45 (2006) 825–844.
 - [55] H. P. Nautrup, T.-C. Wei, Symmetry-protected topologically ordered states for universal quantum computation, *Phys. Rev. A* 92 (2015) 052309.
 - [56] D. T. Stephen, D.-S. Wang, A. Prakash, T.-C. Wei, R. Raussendorf, Computational power of symmetry-protected topological phases, *Phys. Rev. Lett.* 119 (2017) 010504.
 - [57] R. Raussendorf, C. Okay, D.-S. Wang, D. T. Stephen, H. P. Nautrup, Computationally universal phase of quantum matter, *Phys. Rev. Lett.* 122 (2019) 090501.
 - [58] R. Raussendorf, W. Yang, A. Adhikary, Measurement-based quantum computation in finite one-dimensional systems: string order implies computational power, *Quantum* 7 (2023) 1215.
 - [59] D. Bacon, S. T. Flammia, G. M. Crosswhite, Adiabatic quantum transistors, *Phys. Rev. X* 3 (2013) 021015.
 - [60] D. J. Williamson, S. D. Bartlett, Symmetry-protected adiabatic quantum transistors, *New J. Phys.* 17 (2015) 053019.
 - [61] M. Asoudeh, V. Karimipour, A review of perfect quantum state transfer, from one to two and three dimensional arrays of qubits, *International J. Theor. Phys.* 64 (2025) 198.
 - [62] A. M. Childs, D. Gosset, Z. Webb, Universal computation by multiparticle quantum walk, *Science* 339 (2013) 791.
 - [63] D.-S. Wang, A comparative study of universal quantum computing models: towards a physical unification, *Quantum Engineering* 2 (2021) e85.
 - [64] C. Yuan, A. Villanyi, M. Carbin, Quantum control machine: The limits of control flow in quantum programming, *Proceedings of the ACM on Programming Languages* 8 (2024) 1–28.
 - [65] A. Schuckert, E. Crane, A. V. Gorshkov, M. Hafezi, M. J. Gullans, Fault-tolerant fermionic quantum computing, *arXiv preprint arXiv:2411.08955* (2025).
 - [66] K. Simonov, M. Caleffi, J. Illiano, J. Romero, A. S. Cacciapuoti, Universal quantum computation via superposed orders of single-qubit gates, *Phys. Rev. Res.* (2025) –.
 - [67] X. Fang, J. Ruan, S. Prabhu, A. Li, T. Humble, D. Tullsen, Y. Ding, Bridging superconducting and neutral-atom platforms for efficient fault-tolerant quantum architectures, *arXiv preprint arXiv:2601.10144* (2026).