

# HugRAG: Hierarchical Causal Knowledge Graph Design for RAG

Nengbo Wang<sup>1,2</sup> Tuo Liang<sup>1</sup> Vikash Singh<sup>1</sup> Chaoda Song<sup>1</sup> Van Yang<sup>1</sup>  
Yu Yin<sup>1</sup> Jing Ma<sup>1</sup> Jagdip Singh<sup>2</sup> Vipin Chaudhary<sup>1</sup>

## Abstract

Retrieval augmented generation (RAG) has enhanced large language models by enabling access to external knowledge, with graph-based RAG emerging as a powerful paradigm for structured retrieval and reasoning. However, existing graph-based methods often over-rely on surface-level node matching and lack explicit causal modeling, leading to unfaithful or spurious answers. Prior attempts to incorporate causality are typically limited to local or single-document contexts and also suffer from information isolation that arises from modular graph structures, which hinders scalability and cross-module causal reasoning. To address these challenges, we propose HugRAG, a framework that rethinks knowledge organization for graph-based RAG through causal gating across hierarchical modules. HugRAG explicitly models causal relationships to suppress spurious correlations while enabling scalable reasoning over large-scale knowledge graphs. Extensive experiments demonstrate that HugRAG consistently outperforms competitive graph-based RAG baselines across multiple datasets and evaluation metrics. Our work establishes a principled foundation for structured, scalable, and causally grounded RAG systems.

## 1. Introduction

While Retrieval-Augmented Generation (RAG) effectively extends Large Language Models (LLMs) with external knowledge (Lewis et al., 2021), traditional pipelines predominantly rely on text chunking and semantic embedding search. This paradigm implicitly frames knowledge access as a flat similarity matching problem, overlooking the structured and interdependent nature of real-world concepts.

<sup>1</sup>Department of Computer and Data Sciences, Case Western Reserve University, Cleveland, OH, USA <sup>2</sup>Design and Innovation Department, Case Western Reserve University, Cleveland, OH, USA. Correspondence to: Nengbo Wang <nengbo.wang@case.edu>.

Consequently, as knowledge bases scale in complexity, these methods struggle to maintain retrieval efficiency and reasoning fidelity.

Graph-based RAG has emerged as a promising solution to address these gaps, led by frameworks like GraphRAG (Edge et al., 2024) and extended through agentic search (Ravuru et al., 2024), GNN-guided refinement (Liu et al., 2025a), and hypergraph representations (Luo et al.). However, three unintended limitations still persist. First, current research prioritizes retrieval policies while overlooking knowledge graph organization. As graphs scale, intrinsic modularity (Fortunato & Barthélemy, 2007) often restricts exploration within dense modules, triggering **information isolation**. Common grouping strategies ranging from communities (Edge et al., 2024), passage nodes (Gutiérrez et al., 2025), node-edge sets (Guo et al., 2024) to semantic grouping (Zhang et al., 2025) often inadvertently reinforce these boundaries, severely limiting global recall. Second, most formulations rely on semantic proximity and superficial traversal on graphs without **causal awareness**, leading to a **locality issue** where spurious nodes and irrelevant noise degrade precision (see Figure 1). Despite the inherent causal discovery potential of LLMs, this capability remains largely untapped for filtering noise within RAG pipelines. Finally, these systemic flaws are often masked by popular QA datasets evaluation, which reward entity-level “hits” over holistic comprehension. Consequently, there is a pressing need for a retrieval framework that **reconciles global knowledge accessibility with local reasoning precision** to support robust, causally-grounded generation.

To address these challenges, we propose HugRAG, a framework that rethinks knowledge graph organization through **hierarchical causal gate structures**. HugRAG formulates the knowledge graph as a multi-layered representation where fine-grained facts are organized into higher-level schemas, enabling multi-granular reasoning. This hierarchical architecture, integrated with causal gates, establishes logical bridges across modules, thereby naturally breaking information isolation and enhancing global recall. During retrieval, HugRAG transcends pointwise semantic matching to explicit reasoning over causal graphs. By actively distinguishing genuine causal dependencies from spurious associations, HugRAG mitigates the locality issue and filters retrieval



**Query:** Why did citywide commute delays surge right after the blackout?

**Answer:** Blackout knocked out signal controllers, intersections went flashing, gridlock spread.

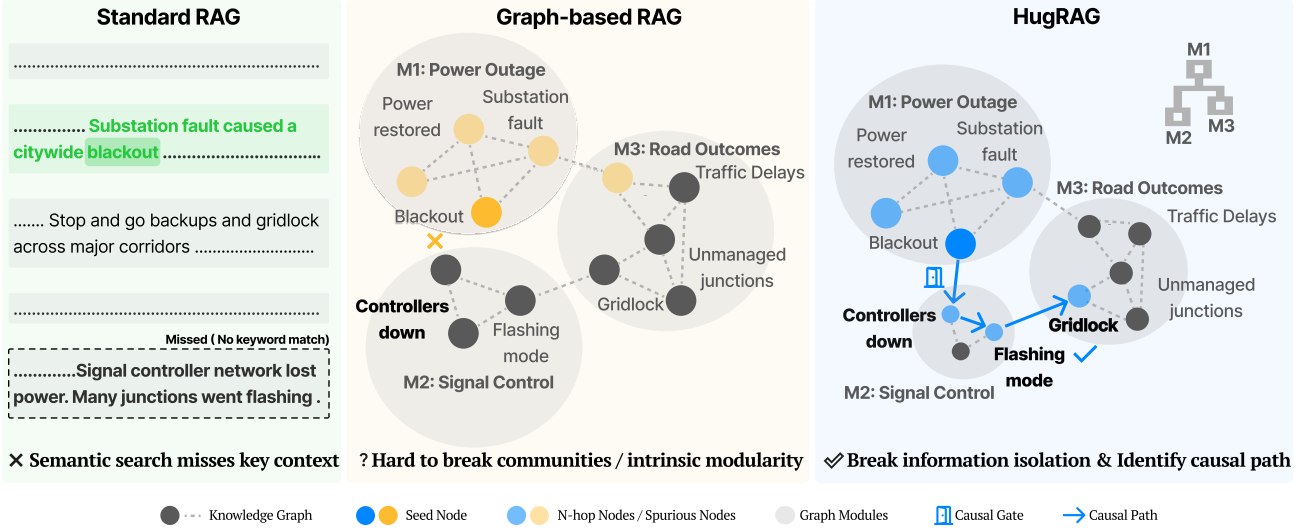


Figure 1. Comparison of three retrieval paradigms, Standard RAG, Graph-based RAG, and HugRAG, on a citywide blackout query. Standard RAG misses key evidence under semantic retrieval. Graph-based RAG can be trapped by intrinsic modularity or grouping structure. HugRAG leverages hierarchical causal gates to bridge modular boundaries, effectively breaking information isolation and explicitly identifying the underlying causal path.

noise to ensure precise, grounded, and interpretable generation.

To validate the effectiveness of HugRAG, we conduct extensive evaluations across datasets in multiple domains, comparing it against a diverse suite of competitive RAG baselines. To address the previously identified limitations of existing QA datasets, we introduce a large-scale cross-domain dataset HolisQA focused on **holistic comprehension**, designed to evaluate reasoning capabilities in complex, real-world scenarios. Our results consistently demonstrate that causal gating and causal reasoning effectively reconcile the trade-off between recall and precision, significantly enhancing retrieval quality and answer reliability.

## 2. Related Work

### 2.1. RAG

Retrieval augmented generation grounds LLMs in external knowledge, but chunk level semantic search can be brittle and inefficient for large, heterogeneous, or structured corpora (Lewis et al., 2021). Graph-based RAG has therefore emerged to introduce structure for more informed retrieval.

**Graph-based RAG.** GraphRAG constructs a graph structured index of external knowledge and performs query time retrieval over the graph, improving question focused access to large scale corpora (Edge et al., 2024). Building on this paradigm, later work studies richer selection mechanisms over structured graph. Agent driven retrieval explores

the search space iteratively (Ravuru et al., 2024). Critic guided or winnowing style methods prune weak contexts after retrieval (Dong et al.; Wang et al., 2025b). Others learn relevance scores for nodes, subgraphs, or reasoning paths, often with graph neural networks (Liu et al., 2025a). Representation extensions include hypergraphs for higher order relations (Luo et al.) and graph foundation models for retrieval and reranking (Wang et al.).

**Knowledge Graph Organization.** Despite these advances, limitations related to graph organization remain underexamined. Most work emphasizes retrieval policies, while the organization of the underlying knowledge graph is largely overlooked, which strongly influences downstream retrieval behavior. As graphs scale, intrinsic modularity can emerge (Fortunato & Barthélemy, 2007; Newman, 2018), making retrieval prone to staying within dense modules rather than crossing them, largely limiting the retrieved information. Moreover, many work assume grouping knowledge for efficiency at scale, such as communities (Edge et al., 2024), phrases and passages (Gutiérrez et al., 2025), node edge sets (Guo et al., 2024), or semantic aggregation (Zhang et al., 2025) (see Table 1), which can amplify modular confinement and yield **information isolation**. This **global issue** primarily manifests as **reduced recall**. Some hierarchical approaches like LeanRAG attempt to bridge these gaps via semantic aggregation, but they remain constrained by semantic clustering and rely on tree-structured traversals (Zhang et al., 2025), often failing to capture logical dependencies that span across semantically distinct clusters.

Method	Knowledge Graph Organization	Retrieval and Generation Process
Standard RAG (Lewis et al., 2021)	Flat text chunks, unstructured. $\mathcal{G}_{\text{idx}} = \{d_i\}_{i=1}^N$	Semantic vector search over chunks. $S = \text{TopK}(\text{sim}(q, d_i)); y = G(q, S)$
Graph RAG (Edge et al., 2024)	Partitioned communities with summaries. $\mathcal{G}_{\text{idx}} = \{\text{Sum}(c) \mid c \in \mathcal{C}\}$	<b>Map-Reduce</b> over community summaries. $A_{\text{part}} = \{G(q, \text{Sum}(m))\}; y = G(A_{\text{part}})$
Light RAG (Guo et al., 2024)	Dual-level indexing (Entities + Relations). $\mathcal{G}_{\text{idx}} = (V_{\text{ent}} \cup V_{\text{rel}}, E)$	<b>Keyword-based</b> vector retrieval + neighbor. $K_q = \text{Key}(q); S = \text{Vec}(K_q, \mathcal{G}_{\text{idx}}) \cup \mathcal{N}_1$
HippoRAG 2 (Gutiérrez et al., 2025)	Dense-sparse integration (Phrase + Passage). $\mathcal{G}_{\text{idx}} = (V_{\text{phrase}} \cup V_{\text{doc}}, E)$	<b>PPR</b> diffusion from LLM-filtered seeds. $U_{\text{seed}} = \text{Filter}(q, V); S = \text{PPR}(U_{\text{seed}}, \mathcal{G}_{\text{idx}})$
LeanRAG (Zhang et al., 2025)	Hierarchical semantic clusters (GMM). $\mathcal{G}_{\text{idx}} = \text{Tree}(\text{Semantic Aggregation})$	<b>Bottom-up</b> traversal to LCA (Ancestor). $U = \text{TopK}(q, V); S = \text{LCA}(U, \mathcal{G}_{\text{idx}})$
CausalRAG (Wang et al., 2025a)	Flat graph structure. $\mathcal{G}_{\text{idx}} = (V, E)$	Top-K retrieval + Implicit causal reasoning. $S = \text{Expand}(\text{TopK}(q, V)); y = G(q, S)$
<b>HugRAG (Ours)</b>	<b>Hierarchical Causal Gates</b> across modules. $\mathcal{G}_{\text{idx}} = \mathcal{H} = \{H_0, \dots, H_L\}$	<b>Causal Gating + Causal Path Filtering.</b> $S = \underbrace{\text{Traverse}(q, \mathcal{H})}_{\text{Break Isolation}} \cap \underbrace{\text{Filter}_{\text{causal}}(S)}_{\text{Reduce Noise}}$

Table 1. Comparison of RAG frameworks based on knowledge organization and retrieval mechanisms. **Notation:**  $\mathcal{M}$  modules,  $\text{Sum}(\cdot)$  summary, PPR Personalized PageRank,  $\mathcal{H}$  hierarchy,  $\mathcal{N}_1$  1-hop neighborhood.

**Retrieval Issue.** A second limitation concerns how retrieval is formulated. Much work operates as a multi-hop search over nodes or subgraphs (Gutiérrez et al., 2025; Liu et al., 2025b), prioritizing semantic proximity to the query without explicit awareness of the reasoning in this searching process. This design can pull in topically similar yet causally irrelevant evidence, producing conflated retrieval results. Even when the correct fact node is present, the generator may respond with generic or superficial content, and the extra noise can increase the risk of hallucination. We view this as a **locality issue that lowers precision**.

**QA Evaluation Issue.** These tendencies can be reinforced by common QA evaluation practice. First, many QA datasets emphasize short answers such as names, nationalities, or years (Kwiatkowski et al., 2019; Rajpurkar et al., 2016), so **hitting the correct entity** in the graph may be sufficient even without reasoning. Second, QA datasets often comprise thousands of independent question-answer-context triples. However, many approaches still rely on linear context concatenation to construct a graph, and then evaluate performance on isolated questions. This setup **largely reduces the incentive for holistic comprehension** of the underlying material, even though such end-to-end understanding is closer to real-world use cases. Third, some datasets are stale enough that answers may be partially memorized by pretrained LLM models, **confounding retrieval quality with parametric knowledge**. Therefore, these QA dataset issues are critical for evaluating RAG, yet relatively few works explicitly address them by adopting open-ended questions and fresher materials in controlled experiments.

## 2.2. Causality

**LLM for Identifying Causality.** LLMs have demonstrated exceptional potential in causal discovery. By leveraging vast domain knowledge, LLMs significantly improve inference accuracy compared to traditional methods (Ma, 2024). Frameworks like CARE further prove that fine-tuned LLMs can outperform state-of-the-art algorithms (Dong et al., 2025). Crucially, even in complex texts, LLMs maintain a direction reversal rate under 1.1% (Saklad et al., 2026), ensuring highly reliable results.

**Causality and RAG.** While LLMs increasingly demonstrate reliable causal reasoning capabilities, explicitly integrating causal structures into RAG remains largely underexplored. Current research predominantly focuses on internal attribution graphs for model interpretability (Walker & Ewet, 2025; Dai et al., 2025), rather than external knowledge retrieval. Recent advances like CGMT (Luo et al., 2025) and LACR (Zhang et al., 2024) have begun to bridge this gap, utilizing causal graphs for medical reasoning path alignment or constraint-based structure induction. However, these works inherently differ in scope from our objective, as they prioritize rigorous causal discovery or recovery tasks in specific domain, which limits their scalability to the noisy, open-domain environments that we address. Existing causal-enhanced RAG frameworks either utilize causal feedback implicitly in embedding (Khatibi et al., 2025) or, like CausalRAG (Wang et al., 2025a), are restricted to small-scale settings with implicit causal reasoning. Consequently, a significant gap persists in leveraging causal graphs to guide knowledge graph organization and retrieval across large-scale, heterogeneous knowledge bases. Note that in this work, we use the term *causal* to denote explicit logical dependencies and event sequences described in the text,

rather than statistical causal discovery from observational data.

### 3. Problem Formulation

We aim to retrieve an optimal subgraph  $S^* \subseteq \mathcal{G}$  for a query  $q$  to generate an answer  $y$ . Graph-based RAG ( $S = \mathcal{R}(q, \mathcal{G})$ ) usually faces two structural bottlenecks.

**1. Global Information Isolation (Recall Gap).** Intrinsic modularity often traps retrieval in local seeds, missing relevant evidence  $v^*$  located in topologically distant modules (i.e.,  $S \cap \{v^*\} = \emptyset$  as no path exists within  $h$  hops). **HugRAG** introduces *causal gates* across  $\mathcal{H}$ , to bypass modular boundaries and bridge this gap. The efficacy of causal gates is empirically verified in Appendix E and further analyzed in the ablation study (see Section 5.3).

**2. Local Spurious Noise (Precision Gap).** Semantic similarity  $\text{sim}(q, v)$  often retrieves topically related but causally irrelevant nodes  $\mathcal{V}_{sp}$ , diluting precision (where  $|S \cap \mathcal{V}_{sp}| \gg |S \cap \mathcal{V}_{causal}|$ ). We address this by leveraging LLMs to identify explicit *causal paths*, filtering  $\mathcal{V}_{sp}$  to ensure groundedness. While as discussed LLMs have demonstrated causal identification capabilities surpassing human experts (Ma, 2024; Dong et al., 2025) and proven effectiveness in RAG (Wang et al., 2025a), we further corroborate the validity of identified causal paths through expert knowledge across different domains (see Section 5.1). Consequently, HugRAG redefines retrieval as finding a mapping  $\Phi : \mathcal{G} \rightarrow \mathcal{H}$  and a causal filter  $\mathcal{F}_c$  to simultaneously minimize isolation and spurious noise.

## 4. Method

**Overview.** As illustrated in Figure 2, HugRAG operates in two distinct phases to address the aforementioned structural bottlenecks. In the **offline phase**, we construct a hierarchical knowledge structure  $\mathcal{H}$  partitioned into modules, which are then interconnected via **causal gates**  $\mathcal{G}_c$  to enable logical traversals. In the **online phase**, HugRAG performs a **gated expansion** to break modular isolation, followed by a **causal filtering** step to eliminate spurious noise. The overall procedure is formalized in Algorithm 1, and we detail each component in the subsequent sections.

### 4.1. Hierarchical Graph with Causal Gating

To address the *global information isolation* challenge (Section 3), we construct a multi-scale knowledge structure that balances global retrieval recall with local precision.

**Hierarchical Module Construction.** We first extract a base entity graph  $G_0 = (V_0, E_0)$  from the corpus  $\mathcal{D}$  using

---

#### Algorithm 1 HugRAG Algorithm Pipeline

---

**Require:** Corpus  $\mathcal{D}$ , query  $q$ , hierarchy levels  $L$ , seed budget  $\{K_\ell\}_{\ell=0}^L$ , hop  $h$ , gate threshold  $\tau$   
**Ensure:** Answer  $y$ , Support Subgraph  $S^*$

- 1: // Phase 1: Offline Hierarchical Organization
- 2:  $G_0 = (V_0, E_0) \leftarrow \text{BUILD\_BASE\_GRAPH}(\mathcal{D})$
- 3:  $\mathcal{H} = \{H_0, \dots, H_L\} \leftarrow \text{LEIDEN\_PARTITION}(G_0, L)$   
     {Organize into modules  $\mathcal{M}$ }
- 4:  $\mathcal{G}_c \leftarrow \emptyset$
- 5: **for all** pair  $(m_i, m_j) \in \text{MODULE\_PAIRS}(\mathcal{M})$  **do**
- 6:    $\text{score} \leftarrow \text{LLM\_EST\_CAUSAL}(m_i, m_j)$
- 7:   **if**  $\text{score} \geq \tau$  **then**
- 8:      $\mathcal{G}_c \leftarrow \mathcal{G}_c \cup \{(m_i \rightarrow m_j, \text{score})\}$  {Establish causal gates}
- 9:   **end if**
- 10: **end for**
- 11: // Phase 2: Online Retrieval & Reasoning
- 12:  $U \leftarrow \bigcup_{\ell=0}^L \text{TopK}(\text{sim}(q, u), K_\ell, H_\ell)$  {Multi-level semantic seeding}
- 13:  $S_{raw} \leftarrow \text{GATED\_TRAVERSAL}(U, \mathcal{H}, \mathcal{G}_c, h)$  {Break isolation via gates}
- 14:  $S^* \leftarrow \text{CAUSAL\_FILTER}(q, S_{raw})$  {Remove spurious nodes  $\mathcal{V}_{sp}$ }
- 15:  $y \leftarrow \text{LLM\_GENERATE}(q, S^*)$

---

an information extraction pipeline (see details in Appendix B.1), followed by entity canonicalization to resolve aliasing. To establish the hierarchical backbone  $\mathcal{H} = \{H_0, \dots, H_L\}$ , we iteratively partition the graph into **modules** using the Leiden algorithm (Traag et al., 2019), which optimizes modularity to identify tightly-coupled semantic regions. Formally, at each level  $\ell$ , nodes are partitioned into modules  $\mathcal{M}_\ell = \{m_1^{(\ell)}, \dots, m_k^{(\ell)}\}$ . For each module, we generate a natural language summary to serve as a coarse-grained semantic anchor.

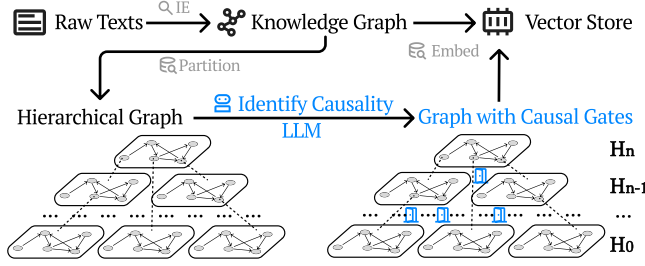
**Offline Causal Gating.** While hierarchical modularity improves efficiency, it risks trapping retrieval within local boundaries. We introduce **Causal Gates** to explicitly model cross-module affordances. Instead of fully connecting the graph, we construct a sparse gate set  $\mathcal{G}_c$ . Specifically, we identify candidate module pairs  $(m_i, m_j)$  that are topologically distant but potentially logically related. An LLM then evaluates the plausibility of a causal connection between their summaries. We formally define the gate set via an indicator function  $\mathbb{I}(\cdot)$ :

$$\mathcal{G}_c = \{(m_i \rightarrow m_j) \mid \mathbb{I}_{\text{causal}}(m_i, m_j) = 1\}, \quad (1)$$

where  $\mathbb{I}_{\text{causal}}$  denotes the LLM’s assessment (see Appendix B.1 for construction prompts and the Top-Down Hierarchical Pruning strategy we employed to mitigate the  $O(N^2)$  evaluation complexity). These gates act as *shortcuts* in the



### Graph Construction (Offline)



### Retrieve and Answer (Online)

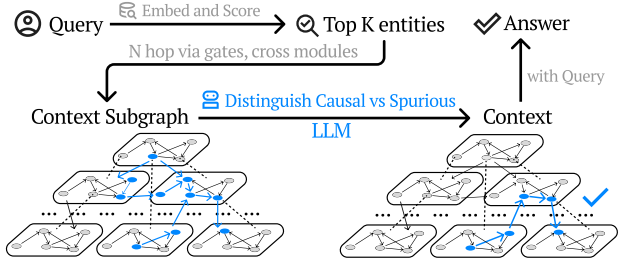


Figure 2. **Overview of the HugRAG pipeline.** In the offline stage, raw texts are embedded to build a knowledge graph and a vector store, then partitioning forms a hierarchical graph and an LLM identifies causal relations to construct a graph with causal gates. In the online stage, the query is embedded and scored to retrieve top K entities, then N hop traversal uses causal gates to cross modules and assemble a context subgraph; an LLM further distinguishes causal versus spurious relations to produce the final context and answer.

retrieval space, permitting the traversal to jump across disjoint modules only when logically warranted, thereby breaking information isolation without causing semantic drift (see Appendix C for visualizations of hierarchical modules and causal gates).

#### 4.2. Retrieve Subgraph via Causally Gated Expansion

Given the hierarchical structure  $\mathcal{H}$  and causal gates  $\mathcal{G}_c$ , HugRAG retrieves a support subgraph  $S$  by coupling multi-granular anchoring with a topology-aware expansion. This process is designed to maximize recall (breaking isolation) while suppressing drift (controlled locality).

**Multi-Granular Hybrid Seeding.** Graph-based RAG often struggles to effectively differentiate between local details and global contexts within multi-level structures (Zhang et al., 2025; Edge et al., 2024). We overcome this by identifying a seed set  $U$  across multiple levels of the hierarchy. We employ a hybrid scoring function  $s(q, v)$  that interpolates between semantic embedding similarity and lexical overlap (details in Appendix B.2). This function is applied simultaneously to fine-grained entities in  $H_0$  and coarse-grained module summaries in  $H_{\ell>0}$ . Crucially, to prevent the *semantic redundancy* problem where seeds cluster in a single redundant neighborhood, we apply a diversity-aware selection strategy (MMR) to ensure the initial seeds  $U$  cover distinct semantic facets of the query. This yields a set of anchors that serve as the starting nodes for expansion.

**Gated Priority Expansion.** Starting from the seed set  $U$ , we model retrieval as a priority-based traversal over a unified edge space  $\mathcal{E}_{\text{uni}}$ . This space integrates three distinct types of connectivity: (1) **Structural Edges** ( $E_{\text{struc}}$ ) for local context, (2) **Hierarchical Edges** ( $E_{\text{hier}}$ ) for vertical drill-down, and (3) **Causal Gates** ( $\mathcal{G}_c$ ) for cross-module reasoning.

$$\mathcal{E}_{\text{uni}} = E_{\text{struc}} \cup E_{\text{hier}} \cup \mathcal{G}_c. \quad (2)$$

The expansion follows a Best-First Search guided by a query-conditioned gain function. For a frontier node  $v$  reached from a predecessor  $u$  at hop  $t$ , the gain is defined as:

$$\text{Gain}(v) = s(q, v) \cdot \gamma^t \cdot w(\text{type}(u, v)), \quad (3)$$

where  $\gamma \in (0, 1)$  is a standard decay factor to penalize long-distance traversal. The weight function  $w(\cdot)$  adjusts traversal priorities: we simply assign higher importance to causal gates and hierarchical links to encourage logic-driven jumps over random structural walks. By traversing  $\mathcal{E}_{\text{uni}}$ , HugRAG prioritizes paths that drill down (via  $E_{\text{hier}}$ ), explore locally (via  $E_{\text{struc}}$ ), or leap to a causally related domain (via  $\mathcal{G}_c$ ), effectively **breaking modular isolation**. The expansion terminates when the gain drops below a threshold or the token budget is exhausted.

#### 4.3. Causal Path Identification and Grounding

The raw subgraph  $S_{\text{raw}}$  retrieved via gated expansion **optimizes for recall but inevitably includes spurious associations** (e.g., high-degree hubs or coincidental co-occurrences). To address the *local spurious noise* challenge (Section 3), HugRAG employs a causal path refinement stage to directly distill  $S_{\text{raw}}$  into a causally grounded graph  $S^*$ . See Appendix D for a full example of the HugRAG pipeline.

**Causal Path Refinement.** We formulate the path refinement task as a structural pruning process. We first linearize the subgraph  $S_{\text{raw}}$  into a token-efficient table where each node and edge is mapped to a unique short identifier (see Appendix B.3). The LLM is then prompted to analyze the topology and output the subset of identifiers that constitute valid causal paths connecting the query to the potential answer. Leveraging the robust causal identification capabilities of LLMs (Saklad et al., 2026), this operation effectively functions as a reranker, distilling the noisy subgraph into an

Datasets	Nodes	Edges	Modules	Size (Char)	Domain
MS MARCO (Bajaj et al., 2018)	3,403	3,107	446	1,557,990	Web
NQ (Kwiatkowski et al., 2019)	5,579	4,349	505	767,509	Wikipedia
2WikiMultiHopQA (Ho et al., 2020)	10,995	8,489	1,088	1,756,619	Wikipedia
QASC (Khot et al., 2020)	77	39	4	58,455	Science
HotpotQA (Yang et al., 2018)	20,354	15,789	2,359	2,855,481	Wikipedia
HolisQA-Biology	1,714	1,722	165	1,707,489	Biology
HolisQA-Business	2,169	2,392	292	1,671,718	Business
HolisQA-CompSci	1,670	1,667	158	1,657,390	Computer Science
HolisQA-Medicine	1,930	2,124	226	1,706,211	Medicine
HolisQA-Psychology	2,019	1,990	211	1,751,389	Psychology

Table 2. Statistics of the datasets used in evaluation.

explicit causal structure:

$$S^* = \text{LLM-CAUSALEXPERT}(S_{\text{raw}}, q). \quad (4)$$

The returned subgraph  $S^*$  contains only model-validated nodes and edges, effectively filtering irrelevant context.

**Spurious-Aware Grounding.** To further improve the precision of this selection, we employ a **spurious-aware prompting strategy** (see prompts in Appendix A.1). In this configuration, the LLM is instructed to explicitly distinguish between causal supports and spurious correlations during its reasoning process. While the prompt may ask the model to identify spurious items as an auxiliary reasoning step, the primary objective remains the extraction of the valid causal subset. This explicit contrast helps the model resist *hallucinated connections* induced by semantic similarity, yielding a cleaner  $S^*$  compared to standard selection prompts and consequently improving downstream generation quality. This mechanism specifically targets the precision challenges outlined in Section 4.2. Finally, the answer  $y$  is generated by conditioning the LLM solely on the text content corresponding to the pruned subgraph  $S^*$  (see prompts in Appendix A.2), ensuring that the generation is strictly grounded in verified evidence.

## 5. Experiments

**Overview.** We conducted extensive experiments on diverse datasets across various domains to comprehensively evaluate and compare the performance of HugRAG against competitive baselines. Our analysis is guided by the following five research questions:

**RQ1 (Overall Performance).** How does HugRAG compare against state-of-the-art graph-based baselines across diverse, real-world knowledge domains?

**RQ2 (QA vs. Holistic Comprehension).** Do popular QA datasets implicitly favor the entity-centric retrieval paradigm, thereby inflating graph-based RAG that finds the right node without assembling a support chain?

**RQ3 (Trade-off Reconciliation).** Can HugRAG simulta-

neously improve *Context Recall* (Globality) and *Answer Relevancy* (Precision), mitigating the classic trade-off via hierarchical causal gating?

**RQ4 (Ablation Study).** What are the individual contributions of different components in HugRAG?

**RQ5 (Scalability Robustness).** How does HugRAG’s performance scale and remain robust under varying context lengths?

### 5.1. Experimental Setup

**Datasets.** We evaluate HugRAG on a diverse suite of datasets covering complementary difficulty profiles. For standard evaluation, we use five established datasets: **MS MARCO** (Bajaj et al., 2018) and **Natural Questions** (Kwiatkowski et al., 2019) emphasize large-scale open-domain retrieval; **HotpotQA** (Yang et al., 2018) and **2WikiMultiHop** (Ho et al., 2020) require evidence aggregation; and **QASC** (Khot et al., 2020) targets compositional scientific reasoning. However, these datasets often suffer from entity-centric biases and potential data leakage (memorization by LLMs). To rigorously test the holistic understanding capability of RAG, we introduce **HolisQA**, a dataset derived from high-quality academic papers sourced (Priem et al., 2022). Spanning over diverse domains (including Biology, Computer Science, Medicine, etc.), HolisQA features dense logical structures that naturally demand holistic comprehension (see more details in Appendix F.2). All dataset statistics are summarized in Table 2. While LLMs have demonstrated strong capabilities in identifying causality (Ma, 2024; Dong et al., 2025) and effectiveness in RAG (Wang et al., 2025a), to ensure rigorous evaluation, we incorporated cross-domain expert review to validate the quality of baseline answers and confirm the legitimacy of the induced causal relations.

**Baselines.** We compare HugRAG against eight baselines spanning three retrieval paradigms. First, to cover Naive and Flat approaches, we include **Naive Generation** (no retrieval) as a lower bound, alongside **BM25** (sparse) and **Standard RAG** (Lewis et al., 2021) (dense embedding-based), representing mainstream unstructured retrieval. Second, we

Table 3. **Main results on HolisQA across five domains.** We report **F1** (answer overlap), **CR** (Context Recall: how much gold context is covered by retrieved evidence), and **AR** (Answer Relevancy: evaluator-judged relevance of the answer to the question), all scaled to % for readability. **Bold** indicates best per column. NaiveGeneration has CR= 0 by definition (no retrieval).

Baselines	Medicine			Computer Science			Business			Biology			Psychology		
	F1	CR	AR	F1	CR	AR	F1	CR	AR	F1	CR	AR	F1	CR	AR
<i>Naive Baselines</i>															
NaiveGeneration	12.63	0.00	44.70	18.93	0.00	48.79	18.58	0.00	46.14	11.71	0.00	45.76	22.91	0.00	50.00
BM25	17.72	52.04	50.64	24.00	39.12	52.40	28.11	37.06	55.52	19.61	43.02	52.32	30.46	33.44	56.63
StandardRAG	26.87	61.08	56.24	28.87	49.44	57.10	47.57	46.79	67.42	28.31	42.69	57.58	37.19	52.21	59.85
<i>Graph-based RAG</i>															
GraphRAG Global	17.13	54.56	48.19	23.75	37.65	53.17	23.62	25.01	48.12	20.67	40.90	52.41	31.09	34.26	54.62
GraphRAG Local	19.03	56.07	49.52	25.10	39.90	53.30	25.01	27.36	49.05	22.21	41.88	52.73	32.31	35.22	55.02
LightRAG	12.16	52.38	44.15	22.59	41.86	51.62	29.98	34.22	54.50	17.70	41.24	50.32	33.63	45.54	56.42
<i>Structural / Causal Augmented</i>															
HippoRAG2	21.12	57.50	51.08	16.94	21.05	47.29	21.10	18.34	45.83	12.60	16.85	44.56	20.10	34.13	46.77
LeanRAG	34.25	60.43	56.60	30.51	57.61	55.45	48.30	59.29	60.35	33.82	58.43	56.10	42.85	57.46	58.65
CausalRAG	31.12	58.90	58.77	30.98	54.10	57.54	45.20	44.55	66.10	33.50	51.20	58.90	42.80	55.60	61.90
HugRAG (ours)	<b>36.45</b>	<b>69.91</b>	<b>60.65</b>	<b>31.60</b>	<b>60.94</b>	<b>58.34</b>	<b>51.51</b>	<b>67.34</b>	<b>68.76</b>	<b>34.80</b>	<b>61.97</b>	<b>59.99</b>	<b>44.42</b>	<b>60.87</b>	<b>63.53</b>

Table 4. **Main results on five QA datasets.** Metrics follow Table 3: **F1**, **CR** (Context Recall), and **AR** (Answer Relevancy), reported in %. **Bold** and underline denote best and second-best per column.

Baselines	MSMARCO			NQ			TwoWiki			QASC			HotpotQA		
	F1	CR	AR	F1	CR	AR	F1	CR	AR	F1	CR	AR	F1	CR	AR
<i>Naive Baselines</i>															
NaiveGeneration	5.28	0.00	15.06	7.17	0.00	10.94	9.15	0.00	11.77	2.69	0.00	13.74	14.38	0.00	15.74
BM25	6.97	45.78	20.33	4.68	49.98	9.13	9.43	37.12	13.73	2.49	6.12	13.17	15.81	41.08	16.08
StandardRAG	14.93	48.55	31.11	7.57	45.82	11.14	10.33	32.28	13.57	2.01	5.50	13.16	6.68	43.17	14.66
<i>Graph-based RAG</i>															
GraphRAG Global	9.41	3.65	13.08	3.91	4.48	8.00	1.41	9.42	9.55	0.68	3.38	3.56	6.28	14.59	16.26
GraphRAG Local	30.87	25.71	57.76	23.56	44.56	44.68	18.85	32.03	37.29	8.30	9.54	46.59	33.14	44.07	40.82
LightRAG	37.70	<u>54.22</u>	<u>63.54</u>	24.97	60.65	<u>50.53</u>	14.44	40.98	36.56	8.20	20.40	44.35	28.39	<b>48.17</b>	<u>43.78</u>
<i>Structural / Causal Augmented</i>															
HippoRAG2	23.35	45.45	55.18	29.64	57.21	37.50	18.47	<b>55.53</b>	17.34	<b>14.73</b>	4.38	<b>49.94</b>	38.80	42.06	24.66
LeanRAG	<u>38.02</u>	54.01	58.49	<u>35.46</u>	65.91	49.87	<u>20.27</u>	40.53	<u>38.37</u>	13.19	22.80	45.51	<u>48.68</u>	<u>46.29</u>	43.50
CausalRAG	27.66	39.38	46.03	29.45	<u>68.04</u>	17.35	15.93	28.38	19.76	7.65	<u>46.86</u>	35.56	40.00	27.83	21.32
HugRAG (ours)	<b>38.40</b>	<b>60.48</b>	<b>66.02</b>	<b>49.50</b>	<b>70.36</b>	<b>55.09</b>	<b>31.97</b>	<u>41.95</u>	<b>42.67</b>	<u>13.35</u>	<b>70.80</b>	<u>49.40</u>	<b>64.83</b>	40.30	<b>45.72</b>

evaluate established graph-based frameworks: **GraphRAG** (Local and Global) (Edge et al., 2024), utilizing community summaries; and **LightRAG** (Guo et al., 2024), relying on dual-level keyword-based search. Third, we benchmark against RAGs with structured or causal augmentation: **HippoRAG 2** (Gutiérrez et al., 2025), utilizing passage nodes and Personalized PageRank diffusion; **LeanRAG** (Zhang et al., 2025), employing semantic aggregation hierarchies and tree-based LCA retrieval; and **CausalRAG** (Wang et al., 2025a), which incorporates causality without explicit causal reasoning. This selection comprehensively covers the spectrum from unstructured search to advanced structure-aware and causally augmented graph methods.

**Metrics.** For metrics, we first report the token-level answer quality metric F1 for surface robustness. To measure whether retrieval actually supports generation, we additionally compute grounding metrics, context recall and answer

relevancy (Es et al., 2024), which jointly capture coverage and answer quality (see Appendix F.4).

**Implementation Details.** For all experiments, we utilize gpt-5-nano as the backbone LLM for both the open IE extraction and generation stages, and Sentence-BERT (Reimers & Gurevych, 2019) for semantic vectorization. For HugRAG, we set the hierarchical seed budget to  $K_L = 3$  for modules and  $K_0 = 3$  for entities, causal gate is enabled by default except ablation study. Experiments run on a cluster using 10-way job arrays; each task uses 2 CPU cores and 16 GB RAM (20 cores, 160GB in total). See more implementation details in Appendix F.3.

## 5.2. Main Experiments

**Overall Performance (RQ1).** HugRAG consistently achieves superior performance across all HolisQA domains

and standard QA metrics (Table 3, Table 4). While traditional methods (e.g., BM25, Standard RAG) struggle with structural dependencies, graph-based baselines exhibit distinct limitations. GraphRAG-Global relies heavily on high-level community summaries and largely suffers from detailed QA tasks, necessitating its GraphRAG Local variant to balance the granularity trade-off. LightRAG struggles to achieve competitive results, limited by its coarse-grained key-value lookup mechanism. Regarding structurally augmented methods, while LeanRAG (utilizing semantic aggregation) and HippoRAG2 (leveraging phrase/passage nodes) yield slight improvements in context recall, they fail to fully break information isolation compared to our causal gating mechanism. Finally, although CausalRAG occasionally attains high Answer Relevancy due to its causal reasoning capability, it struggles to scale to large datasets due to the lack of efficient knowledge graph organization.

**Holistic Comprehension vs. QA (RQ2).** The contrast between the results on HolisQA (Table 3) and standard QA datasets (Table 4) is revealing. On popular QA benchmarks, entity-centric methods like LightRAG, GraphRAG-Local, LeanRAG could occasionally achieve good scores. However, their performance degrades collectively and significantly on HolisQA. A striking counterexample is GraphRAG-Global: while its reliance on community summaries hindered performance on granular standard QA tasks, now it rebounds significantly in HolisQA. This discrepancy strongly suggests that standard QA datasets, which often favor short answers, **implicitly reward the entity-centric paradigm**. In contrast, HolisQA, with its open-ended questions and dense logical structures, **necessitates a comprehensive understanding** of the underlying document—a scenario closer to real-world applications. Notably, HugRAG is the only framework that remains robust across this paradigm shift, demonstrating competitive performance on both entity-centric QA and holistic comprehension tasks.

**Reconciling the Accuracy-Grounding Trade-off (RQ3).** HugRAG effectively reconciles the fundamental tension between Recall and Precision. While hierarchical causal gating expands traversal boundaries to secure superior **Context Recall (Globality)**, the explicit **causal path identification** rigorously prunes spurious noise to maintain high **F1 Score and Answer Relevancy (Locality)**. This dual mechanism allows HugRAG to simultaneously optimize for global coverage and local groundedness, achieving a balance often missed by prior methods.

### 5.3. Ablation Study

To address **RQ4**, we ablate hierarchy, causal gates, and causal path refinement components (see Figure 3), finding that their combination yields optimal results. Specifically,

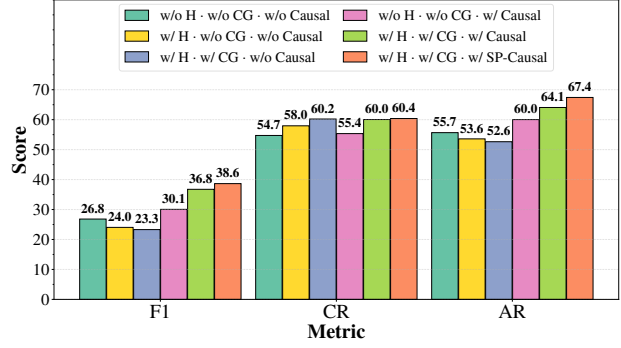


Figure 3. **Ablation Study.** H: Hierarchical Structure; CG: Causal Gates; Causal/SP-Causal: Standard vs. Spurious-Aware Causal Identification. w/o and w/ denote exclusion or inclusion.

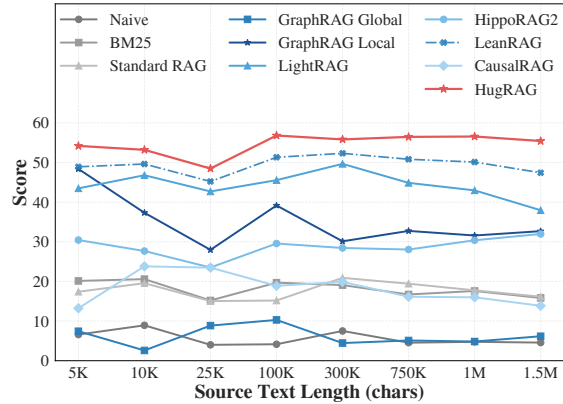


Figure 4. Scalability analysis of HugRAG and other RAG baselines across varying source text lengths (5K to 1.5M characters).

we observe a mutually reinforcing dynamic: while hierarchical gates break information isolation to boost recall, the spurious-aware causal identification is indispensable for filtering the resulting noise and achieving a significant improvement. This mutual reinforcement allows HugRAG to reconcile global coverage with local groundedness, significantly outperforming any isolated component.

### 5.4. Scalability Analysis

**Robustness to Information Scale (RQ5).** To assess robustness against information overload, we evaluated performance across varying source text lengths (5k to 1.5M characters) sampled from HolisQA, reporting the mean of F1, Context Recall, and Answer Relevancy (see Figure 4). As illustrated, HugRAG (red line) exhibits remarkable stability across all scales, maintaining high scores even at 1.5M characters. This confirms that our hierarchical causal gating structure effectively encapsulates complexity, enabling the retrieval process to scale via causal gates without degrading reasoning fidelity.



## 6. Conclusion

We introduced HugRAG to resolve information isolation and spurious noise in graph-based RAG. By leveraging hierarchical causal gating and explicit identification, HugRAG reconciles global context coverage with local evidence grounding. Experiments confirm its superior performance not only in standard QA but also in holistic comprehension, alongside robust scalability to large knowledge bases. Additionally, we introduced HolisQA to evaluate complex reasoning capabilities for RAG. We hope our findings contribute to the ongoing development of RAG research.

## Impact Statement

This paper presents work whose goal is to advance the field of machine learning, specifically by improving the reliability and interpretability of retrieval-augmented generation. There are many potential societal consequences of our work, none of which we feel must be specifically highlighted here.

## References

- Bajaj, P., Campos, D., Craswell, N., Deng, L., Gao, J., Liu, X., Majumder, R., McNamara, A., Mitra, B., Nguyen, T., Rosenberg, M., Song, X., Stoica, A., Tiwary, S., and Wang, T. MS MARCO: A Human Generated MACHine Reading Comprehension Dataset, October 2018.
- Dai, X., Guo, K., Lo, C.-H., Zeng, S., Ding, J., Luo, D., Mukherjee, S., and Tang, J. GraphGhost: Tracing Structures Behind Large Language Models, October 2025.
- Dong, G., Jin, J., Li, X., Zhu, Y., Dou, Z., and Wen, J.-R. RAG-Critic: Leveraging Automated Critic-Guided Agentic Workflow for Retrieval Augmented Generation.
- Dong, J., Liu, Y., Aloui, A., Tarokh, V., and Carlson, D. CARE: Turning LLMs Into Causal Reasoning Expert, November 2025.
- Edge, D., Trinh, H., Cheng, N., Bradley, J., Chao, A., Mody, A., Truitt, S., and Larson, J. From Local to Global: A Graph RAG Approach to Query-Focused Summarization, April 2024.
- Es, S., James, J., Espinosa Anke, L., and Schockaert, S. RAGAs: Automated Evaluation of Retrieval Augmented Generation. In Aletras, N. and De Clercq, O. (eds.), *Proceedings of the 18th Conference of the European Chapter of the Association for Computational Linguistics: System Demonstrations*, pp. 150–158, St. Julians, Malta, March 2024. Association for Computational Linguistics. doi: 10.18653/v1/2024.eacl-demo.16.
- Fortunato, S. and Barthélemy, M. Resolution limit in community detection. *Proceedings of the National Academy of Sciences*, 104(1):36–41, January 2007. doi: 10.1073/pnas.0605965104.
- Guo, Z., Xia, L., Yu, Y., Ao, T., and Huang, C. LightRAG: Simple and Fast Retrieval-Augmented Generation, October 2024.
- Gutiérrez, B. J., Shu, Y., Qi, W., Zhou, S., and Su, Y. From RAG to Memory: Non-Parametric Continual Learning for Large Language Models, February 2025.
- Ho, X., Nguyen, A.-K. D., Sugawara, S., and Aizawa, A. Constructing A Multi-hop QA Dataset for Comprehensive Evaluation of Reasoning Steps, November 2020.
- Khatibi, E., Wang, Z., and Rahmani, A. M. CDF-RAG: Causal Dynamic Feedback for Adaptive Retrieval-Augmented Generation, April 2025.
- Khot, T., Clark, P., Guerquin, M., Jansen, P., and Sabharwal, A. QASC: A Dataset for Question Answering via Sentence Composition, February 2020.
- Kwiatkowski, T., Palomaki, J., Redfield, O., Collins, M., Parikh, A., Alberti, C., Epstein, D., Polosukhin, I., Devlin, J., Lee, K., Toutanova, K., Jones, L., Kelcey, M., Chang, M.-W., Dai, A. M., Uszkoreit, J., Le, Q., and Petrov, S. Natural questions: A benchmark for question answering research. *Transactions of the Association for Computational Linguistics*, 7:452–466, 2019. doi: 10.1162/tacl.a.00276.
- Lewis, P., Perez, E., Piktus, A., Petroni, F., Karpukhin, V., Goyal, N., Küttler, H., Lewis, M., Yih, W.-t., Rocktäschel, T., Riedel, S., and Kiela, D. Retrieval-Augmented Generation for Knowledge-Intensive NLP Tasks, April 2021.
- Liu, H., Wang, S., and Li, J. Knowledge Graph Retrieval-Augmented Generation via GNN-Guided Prompting. 2025a.
- Liu, H., Wang, Z., Chen, X., Li, Z., Xiong, F., Yu, Q., and Zhang, W. HopRAG: Multi-Hop Reasoning for Logic-Aware Retrieval-Augmented Generation, May 2025b.
- Luo, H., Lin, Q., Feng, Y., Kuang, Z., Song, M., Zhu, Y., and Tuan, L. A. HyperGraphRAG: Retrieval-Augmented Generation via Hypergraph-Structured Knowledge Representation.
- Luo, H., Zhang, J., and Li, C. Causal Graphs Meet Thoughts: Enhancing Complex Reasoning in Graph-Augmented LLMs, March 2025.
- Ma, J. Causal Inference with Large Language Model: A Survey, September 2024.

- Newman, M. *Networks*, volume 1. Oxford University Press, October 2018. ISBN 978-0-19-880509-0. doi: 10.1093/oso/9780198805090.001.0001.
- Priem, J., Piwowar, H., and Orr, R. OpenAlex: A fully-open index of scholarly works, authors, venues, institutions, and concepts. 2022.
- Rajpurkar, P., Zhang, J., Lopyrev, K., and Liang, P. SQuAD: 100,000+ Questions for Machine Comprehension of Text, October 2016.
- Ravuru, C., Sakhinana, S. S., and Runkana, V. Agentic Retrieval-Augmented Generation for Time Series Analysis, August 2024.
- Reimers, N. and Gurevych, I. Sentence-BERT: Sentence Embeddings using Siamese BERT-Networks. In *Proceedings of the 2019 Conference on Empirical Methods in Natural Language Processing and the 9th International Joint Conference on Natural Language Processing (EMNLP-IJCNLP)*, pp. 3980–3990, Hong Kong, China, 2019. Association for Computational Linguistics. doi: 10.18653/v1/D19-1410.
- Saklad, R., Chadha, A., Pavlov, O., and Moraffah, R. Can Large Language Models Infer Causal Relationships from Real-World Text?, January 2026.
- Traag, V., Waltman, L., and van Eck, N. J. From Louvain to Leiden: Guaranteeing well-connected communities. *Scientific Reports*, 9(1):5233, March 2019. ISSN 2045-2322. doi: 10.1038/s41598-019-41695-z.
- Walker, C. and Ewetz, R. Explaining the Reasoning of Large Language Models Using Attribution Graphs, December 2025.
- Wang, N., Han, X., Singh, J., Ma, J., and Chaudhary, V. CausalRAG: Integrating Causal Graphs into Retrieval-Augmented Generation. In Che, W., Nabende, J., Shutova, E., and Pilehvar, M. T. (eds.), *Findings of the Association for Computational Linguistics: ACL 2025*, pp. 22680–22693, Vienna, Austria, July 2025a. Association for Computational Linguistics. ISBN 979-8-89176-256-5. doi: 10.18653/v1/2025.findings-acl.1165.
- Wang, S., Chen, Z., Wang, P., Wei, Z., Tan, Z., Meng, Y., Shen, C., and Li, J. Separate the Wheat from the Chaff: Winnowing Down Divergent Views in Retrieval Augmented Generation, November 2025b.
- Wang, X., Liu, Z., Han, J., and Deng, S. RAG4GFM: Bridging Knowledge Gaps in Graph Foundation Models through Graph Retrieval Augmented Generation.
- Yang, Z., Qi, P., Zhang, S., Bengio, Y., Cohen, W. W., Salakhutdinov, R., and Manning, C. D. HotpotQA: A Dataset for Diverse, Explainable Multi-hop Question Answering, September 2018.
- Zhang, Y., Zhang, Y., Gan, Y., Yao, L., and Wang, C. Causal Graph Discovery with Retrieval-Augmented Generation based Large Language Models, June 2024.
- Zhang, Y., Wu, R., Cai, P., Wang, X., Yan, G., Mao, S., Wang, D., and Shi, B. LeanRAG: Knowledge-Graph-Based Generation with Semantic Aggregation and Hierarchical Retrieval, November 2025.

## A. Prompts used in Online Retrieval and Reasoning

This section details the prompt engineering employed during the online retrieval phase of HugRAG. We rely on Large Language Models to perform two critical reasoning tasks: identifying causal paths within the retrieved subgraph and generating the final grounded answer.

### A.1. Causal Path Identification

To address the *local spurious noise* issue, we design a prompt that instructs the LLM to act as a “causality analyst.” The model receives a linearized list of potential evidence (nodes and edges) and must select the subset that forms a coherent causal chain.

**Spurious-Aware Selection (Main Setting).** Our primary prompt, illustrated in Figure 5, explicitly instructs the model to differentiate between valid causal supports (output in `precise`) and spurious associations (output in `ct_precise`). By forcing the model to articulate what is *not* causal (e.g., mere correlations or topical coincidence), we improve the precision of the selected evidence.

**Standard Selection (Ablation).** To verify the effectiveness of spurious differentiation, we also use a simplified prompt variant shown in Figure 6. This version only asks the model to identify valid causal items without explicitly labeling spurious ones.

### A.2. Final Answer Generation

Once the spurious-filtered support subgraph  $S^*$  is obtained, it is passed to the generation module. The prompt shown in Figure 7 is used to synthesize the final answer. Crucially, this prompt enforces strict grounding by instructing the model to rely *only* on the provided evidence context, minimizing hallucination.

```

---Role---
You are a careful causality analyst acting as a reranker for retrieval.

---Goal---
Given a query and a list of context items (short ID + content), select the most important items consisting the causal graph and output them in 'precise'.
Also output the least important items as the spurious information in 'ct_precise'.
You MUST:
- Use only the provided items.
- Rank 'precise' from most important to least important.
- Rank 'ct_precise' from least important to more important.
- Output JSON only. Do not add markdown.
- Use the short IDs exactly as shown.
- Do NOT include any IDs in 'p_answer'.

---Inputs---
Query:
{query}
Context Items (short ID | content):
{context_table}

---Output Format (JSON)---
{{
  "precise": ["C1", "N2", "E3"],
  "ct_precise": ["T7", "N9"],
  "p_answer": "concise draft answer"
}}

---Constraints---
- 'precise' length: at most {max_precise_items} items.
- 'ct_precise' length: at most {max_ct_precise_items} items.
- 'p_answer' length: at most {max_answer_words} words.

```

Figure 5. Prompt for Causal Path Identification with **Spurious Distinction** (HugRAG Main Setting). The model is explicitly instructed to segregate non-causal associations into a separate list to enhance reasoning precision.

```

---Role---
You are a careful causality analyst acting as a reranker for retrieval.

---Goal---
Given a query and a list of context items (short ID + content), select the most important items that best support answering the query as a causal graph.
You MUST:
- Use only the provided items.
- Rank the `precise` list from most important to least important.
- Output JSON only. Do not add markdown.
- Use the short IDs exactly as shown.
- Do NOT include any IDs in `p_answer`.
- If evidence is insufficient, say so in `p_answer` (e.g., "Unknown").

---Inputs---
Query:
{query}

Context Items (short ID | content):
{context_table}

---Output Format (JSON)---
{{
  "precise": ["C1", "N2", "E3"],
  "p_answer": "concise draft answer"
}}

---Constraints---
- `precise` length: at most {max_precise_items} items.
- `p_answer` length: at most {max_answer_words} words.

```

Figure 6. Ablation Prompt: Causal Path Identification **without** differentiating spurious relationships. This baseline is used to assess the contribution of the spurious filtering mechanism.

## B. Algorithm Details of HugRAG

This section provides granular details on the offline graph construction process and the specific algorithms used during the online retrieval phase, complementing the high-level description in Section 4.

### B.1. Graph Construction

**Entity Extraction and Deduplication.** The base graph  $H_0$  is constructed by processing text chunks using LLM. We utilize the prompt shown in Appendix 8, adapted from (Edge et al., 2024), to extract entities and relations (see prompts in Figure 8). Since raw extractions from different chunks inevitably contain duplicates (e.g., “J. Biden” vs. “Joe Biden”), we employ a two-stage deduplication strategy. First, we perform surface-level canonicalization using fuzzy string matching. Second, we use embedding similarity to identify semantically identical nodes, merging their textual descriptions and pooling their supporting evidence edges.

**Hierarchical Partitioning.** We employ the Leiden algorithm (Traag et al., 2019) to maximize the modularity  $Q$  of the partition. We recursively apply this partitioning to build bottom-up levels  $H_1, \dots, H_L$ , stopping when the summary of a module fits within a single context window.

**Causal Gates.** The prompt we used to build causal gates is shown in Figure 9. Constructing causal gates via exhaustive pairwise verification across all modules results in a quadratic time complexity  $O(N^2)$ , where  $N$  is the total number of modules. Consequently, as the hierarchy depth scales, this becomes computationally prohibitive for LLM-based verification. To address this, we implement a **Top-Down Hierarchical Pruning** strategy that constructs gates layer-by-layer, from the coarsest semantic level ( $H_L$ ) down to  $H_1$ . The core intuition leverages **the transitivity of causality**: if a causal link is established between two parent modules, it implicitly covers the causal flow between their respective sub-trees (see full algorithm in Algorithm 2).

The pruning process follows three key rules:



```

---Role---
You are a helpful assistant answering the user's question.

---Goal---
Answer the question using the provided evidence context. A draft answer may be provided; use it only if it is supported by the evidence.

---Evidence Context---
{report_context}

---Draft Answer (optional)---
{draft_answer}

---Question---
{query}

---Answer Format---
Concise, direct, and neutral.

```

Figure 7. Prompt for Final Answer Generation. The model is conditioned solely on the filtered causal subgraph  $S^*$  to ensure groundedness.

1. **Layer-wise Traversal:** We iterate from top ( $L$ ) (usually sparse) to bottom (1) (usually dense).
2. **Intra-layer Verification:** We first identify causal connections between modules within the current layer.
3. **Inter-layer Look-Ahead Pruning:** When searching for connections between a module  $u$  (current layer) and modules in the next lower layer ( $l - 1$ ), we prune the search space by:
  - Excluding  $u$ 's own children (handled by hierarchical inclusion).
  - **Excluding children of modules already causally connected to  $u$ .** If  $u \rightarrow v$  is established, we assume the high-level connection covers the relationship, skipping individual checks for  $Children(v)$ .

This strategy ensures that we only expend computational resources on discovering subtle, granular causal links that were not captured at higher levels, effectively **reducing the complexity from quadratic to near-linear** in practice.

## B.2. Online Retrieval

**Hybrid Scoring and Diversity.** To robustly anchor the query, our scoring function combines semantic and lexical signals:

$$s_\alpha(q, x) = \alpha \cdot \cos(\text{Enc}(q), \text{Enc}(x)) + (1 - \alpha) \cdot \text{Lex}(q, x), \quad (5)$$

where  $\text{Lex}(q, x)$  computes the normalized token overlap between the query and the node's textual attributes (title and summary). We empirically set  $\alpha = 0.7$  to favor semantic matching while retaining keyword sensitivity for rare entities. To ensure seed diversity, we apply Maximal Marginal Relevance (MMR) selection. Instead of simply taking the Top- $K$ , we iteratively select seeds that maximize  $s_\alpha$  while minimizing similarity to already selected seeds, ensuring the retrieval starts from complementary viewpoints.

**Edge Type Weights.** In Equation (3), the weight function  $w(\text{type}(e))$  controls the traversal behavior. We assign higher weights to Causal Gates ( $w = 1.2$ ) and Hierarchical Links ( $w = 1.0$ ) to encourage the model to leverage the organized structure, while assigning a lower weight to generic Structural Edges ( $w = 0.8$ ) to suppress aimless local wandering.

## B.3. Causal Path Reasoning

**Graph Linearization Strategy.** To reason over the subgraph  $S_{raw}$  within the LLM's context window, we employ a linearization strategy that compresses heterogeneous graph evidence into a token-efficient format. Each evidence item  $x \in S_{raw}$  is mapped to a unique short identifier  $\text{ID}(x)$ . The LLM is provided with a compact list mapping these IDs to their textual content (e.g., "N1: [Entity Description]"). This allows the model to perform selection by outputting a sequence of valid identifiers (e.g., "[ "N1", "R3", "N5" ]"), minimizing token overhead.

**Algorithm 2** Top-Down Hierarchical Pruning for Causal Gates

---

**Require:** Hierarchy  $\mathcal{H} = \{H_0, H_1, \dots, H_L\}$   
**Ensure:** Set of Causal Gates  $\mathcal{G}_c$

```

1:  $\mathcal{G}_c \leftarrow \emptyset$ 
2: for  $l = L$  down to 1 do
3:   for each module  $u \in H_l$  do
4:     // 1. Intra-layer Verification
5:      $ConnectedPeers \leftarrow \emptyset$ 
6:     for  $v \in H_l \setminus \{u\}$  do
7:       if LLM_Verify( $u, v$ ) then
8:          $\mathcal{G}_c.add((u, v))$ 
9:          $ConnectedPeers.add(v)$ 
10:      end if
11:    end for
12:    // 2. Inter-layer Pruning (Look-Ahead)
13:    if  $l > 1$  then
14:       $Candidates \leftarrow H_{l-1}$ 
15:      // Prune own children
16:       $Candidates \leftarrow Candidates \setminus Children(u)$ 
17:      // Prune children of connected parents
18:      for  $v \in ConnectedPeers$  do
19:         $Candidates \leftarrow Candidates \setminus Children(v)$ 
20:      end for
21:      // Only verify remaining candidates
22:      for  $w \in Candidates$  do
23:        if LLM_Verify( $u, w$ ) then
24:           $\mathcal{G}_c.add((u, w))$ 
25:        end if
26:      end for
27:    end if
28:  end for
29: end for return  $\mathcal{G}_c$ 

```

---

**Spurious-Aware Prompting.** To mitigate noise, we design two variants of the selection prompt (in Appendix A.1):

- **Standard Selection:** The model is asked to output only the IDs of valid causal paths.
- **Spurious-Aware Selection (Ours):** The model is explicitly instructed to differentiate valid causal links from spurious associations (e.g., coincidental co-occurrence). By forcing the model to articulate (or internally tag) what is *not* causal, this strategy improves the precision of the final output list  $S^*$ .

In both cases, the output is directly parsed as the final set of evidence IDs to be retained for generation.

## C. Visualization of HugRAG’s Hierarchical Knowledge Graph

To provide an intuitive demonstration of HugRAG’s structural advantages, we present 3D visualizations of the constructed knowledge graphs for two datasets: **HotpotQA** (see Figure 11) and **HolisQA-Biology** (see Figure 10). In these visualizations, nodes and modules are arranged in vertical hierarchical layers. The base layer ( $H_0$ ), consisting of fine-grained entity nodes, is depicted in **grey**. The higher-level semantic modules ( $H_1$  to  $H_4$ ) are colored by their respective hierarchy levels. Crucially, the **Causal Gates**—which bridge topologically distant modules—are rendered as **red links**. To ensure visual clarity and prevent edge occlusion in this dense representation, we downsampled the causal gates, displaying only a representative subset ( $r = 0.2$ ).

```

-Goal-
Given a text document that is potentially relevant to this activity and a list of entity types, identify all entities of those types from the text and all relationships among the identified entities.

-Steps-
1. Identify all entities. For each identified entity, extract the following information:
- entity_name: Name of the entity, capitalized
- entity_type: One of the following types: [{entity_types}]
- entity_description: Comprehensive description of the entity's attributes and activities
Format each entity as ("entity"{tuple_delimiter}<entity_name>{tuple_delimiter}<entity_type>{tuple_delimiter}<entity_description>)

2. From the entities identified in step 1, identify all pairs of (source_entity, target_entity) that are "clearly related" to each other.
For each pair of related entities, extract the following information:
- source_entity: name of the source entity, as identified in step 1
- target_entity: name of the target entity, as identified in step 1
- relationship_description: explanation as to why you think the source entity and the target entity are related to each other
- relationship_strength: a numeric score indicating strength of the relationship between the source entity and target entity
Format each relationship as ("relationship"{tuple_delimiter}<source_entity>{tuple_delimiter}<target_entity>{tuple_delimiter}
<relationship_description>{tuple_delimiter}<relationship_strength>)

3. Return output in English as a single list of all the entities and relationships identified in steps 1 and 2. Use **{record_delimiter}** as the list delimiter.

4. When finished, output {completion_delimiter}

#####
-Examples-
Example 1:
Entity_types: ORGANIZATION,PERSON
Text:
The Verdantis's C.....
Output:
("entity"{tuple_delimiter}CENTRAL INSTITUTION{tuple_delimiter}ORGANIZATION{tuple_delimiter}The Central Institution is the Federal Reserve of Verdantis,
which.....
Example 2: .....
Example 3: .....

#####
-Real Data-
Entity_types: {entity_types}
Text: {input_text}
#####
Output:

```

Figure 8. Prompt for LLM-based Information Extraction (modified from GraphRAG (Edge et al., 2024)). Used in Step 1 of Offline Construction.

## D. Case Study: A Real Example of the HugRAG Full Pipeline

To concretely illustrate the HugRAG full pipeline, we present a step-by-step execution trace on a query from the **HolisQA-Biology** dataset in Figure 12. The query asks for a comparison of specific enzyme activities (Apase vs. Pti-interacting kinase) in oil palm genotypes under phosphorus limitation—a task requiring the holistic comprehension of biology knowledge in HolisQA dataset.

## E. Experiments on the Effectiveness of Causal Gates

To isolate the real effectiveness of the causal gate in HugRAG, we conduct a controlled A/B test comparing gold context access with the gate disabled (*off*) versus enabled (*on*). The evaluation is performed on two datasets: **NQ** (Standard QA) and **HolisQA**. We define “Gold Nodes” as the graph nodes mapping to the gold context. Metrics are computed only on examples where gold nodes are mappable to the graph. While this section focuses on structural retrieval metrics, we evaluate the downstream impact of causal gates on final answer quality in our ablation study in Section 5.3.

```

-Goal-
Given two text snippets A and B, decide whether there is any plausible causal relationship between them (either direction) under some reasonable context.

-Steps-
1. Read A and B, and consider whether one could plausibly influence the other (directly or indirectly).
2. Require a plausible mechanism; ignore mere correlation or co-occurrence.
3. If uncertain or only associative, choose "no".

-Output-
Return exactly one token: 'yes' or 'no'. No extra text.

#####
-Real Data-
A: {a_text}
B: {b_text}
#####
Output:

```

Figure 9. Prompt for Binary Causal Gate Verification. Used to determine the existence of causal links between module summaries.

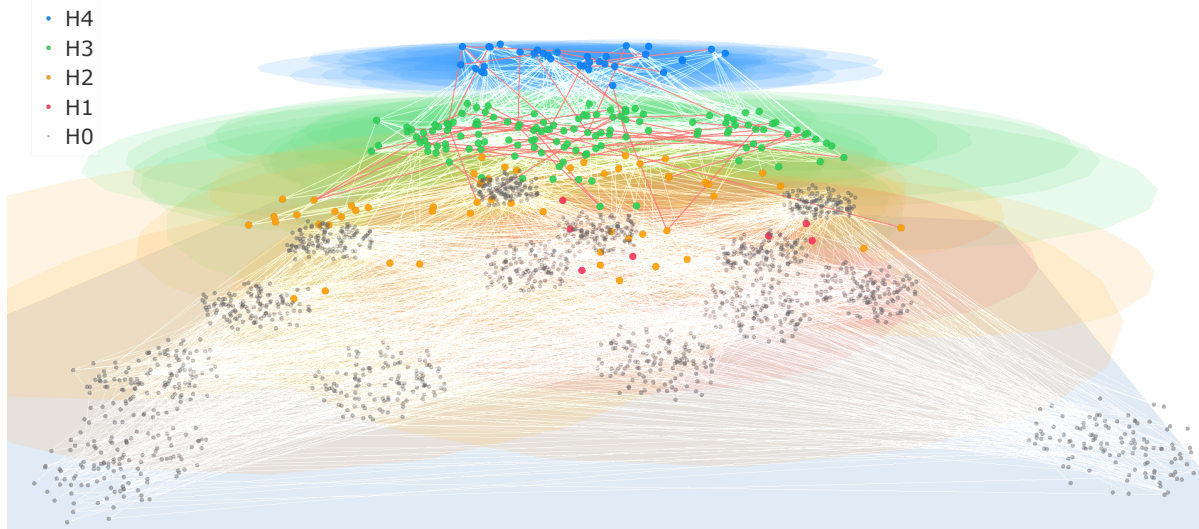


Figure 10. A 3D view of the **Hierarchical Graph with Causal Gates** constructed from HolisQA-biology dataset.

**Metrics.** We report four structural metrics to evaluate retrieval quality and efficiency. Shaded regions in Figure 13 denote 95% bootstrap confidence intervals. **Reachability:** The fraction of examples where at least one gold node is retrieved in the subgraph. **Weighted Reachability (Depth-Weighted):** A distance-sensitive metric defined as  $DWR = \frac{1}{1 + \min\_hops}$  (0 if unreachable), rewarding retrieval at smaller graph distances. **Coverage:** The average proportion of total gold nodes retrieved per example. **Min Hops:** The mean shortest path length to gold nodes, computed on examples reachable in both *off* and *on* settings.

As shown in Figure 13, enabling the causal gate yields distinct behaviors across datasets. On the more complex HolisQA dataset, the gate provides a statistically significant improvement in reachability and coverage. This confirms that causal edges effectively bridge structural gaps in the graph that are otherwise traversed inefficiently. The increase in Weighted Reachability and decrease in min hops indicate that the gate not only finds *more* evidence but creates structural **shortcuts**, allowing the retrieval process to access evidence at shallower depths.



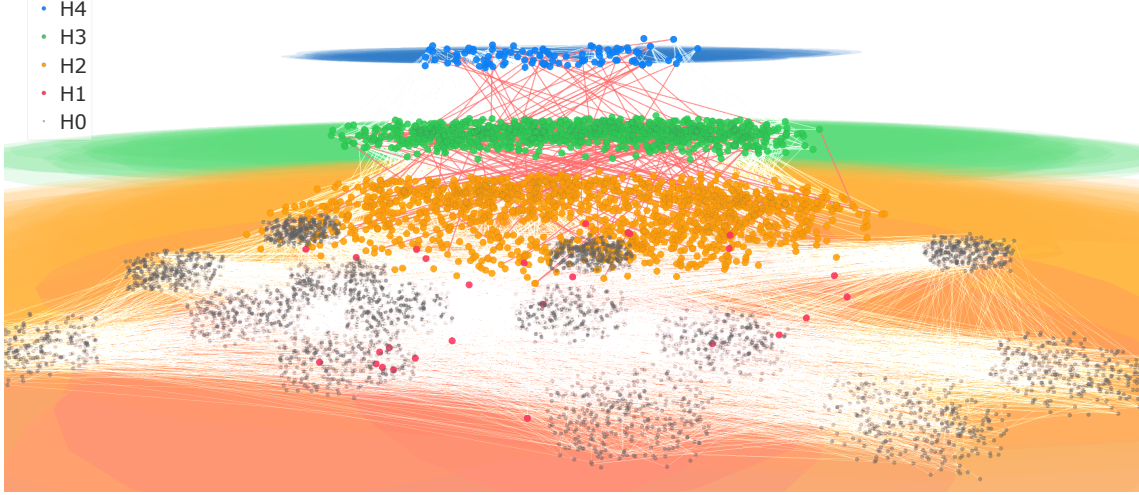


Figure 11. A 3D view of the **Hierarchical Graph with Causal Gates** constructed from HotpotQA dataset.

## F. Evaluation Details

### F.1. Detailed Graph Statistics

We provide the complete statistics for all knowledge graphs constructed in our experiments. Table 5 details the graph structures for the five standard QA datasets, while Table 6 covers the five scientific domains within the HolisQA dataset.

Table 5. **Graph Statistics for Standard QA Datasets.** Detailed breakdown of nodes, edges, and hierarchical module distribution.

Dataset	Nodes	Edges	L3	L2	L1	L0	Modules	Domain	Chars
HotpotQA	20,354	15,789	27	1,344	891	97	2,359	Wikipedia	2,855,481
MS MARCO	3,403	3,107	2	159	230	55	446	Web	1,557,990
NQ	5,579	4,349	2	209	244	50	505	Wikipedia	767,509
QASC	77	39	-	-	-	4	4	Science	58,455
2WikiMultiHop	10,995	8,489	8	461	541	78	1,088	Wikipedia	1,756,619

Table 6. **Graph Statistics for HolisQA Datasets.** Graph structures constructed from dense academic papers across five scientific domains.

Dataset	Nodes	Edges	L3	L2	L1	L0	Modules	Domain	Chars
Holis-Biology	1,714	1,722	-	30	104	31	165	Biology	1,707,489
Holis-Business	2,169	2,392	8	77	166	41	292	Business	1,671,718
Holis-CompSci	1,670	1,667	7	28	91	30	158	CompSci	1,657,390
Holis-Medicine	1,930	2,124	7	56	129	34	226	Medicine	1,706,211
Holis-Psychology	2,019	1,990	5	45	126	35	211	Psychology	1,751,389

### F.2. HolisQA Dataset

We introduce **HolisQA**, a comprehensive dataset designed to evaluate the holistic comprehension capabilities of RAG systems, explicitly addressing the "node finding" bias prevalent in existing QA datasets—where retrieving a single entity (e.g., a year or name) is often sufficient. Our goal is to enforce *holistic comprehension*, compelling models to synthesize coherent evidence from multi-sentence contexts.

We collected high-quality scientific papers across multiple domains as our primary source (Priem et al., 2022), focusing exclusively on recent publications (2025) to minimize parametric memorization by the LLM. The dataset spans five distinct domains—Biology, Business, Computer Science, Medicine, and Psychology—to ensure domain robustness (see full statistics in Table 6). To necessitate cross-sentence reasoning, we avoid random sentence sampling; instead, we extract contiguous text *slices* from papers within each domain. Each slice is sufficiently long to encapsulate multiple interacting claims (e.g., Problem → Method → Result) yet short enough to remain self-contained, thereby preserving the logical coherence and contextual foundation required for complex reasoning. Subsequently, we employ a rigorous LLM-based generation pipeline to create Question-Answer-Context triples, imposing two strict constraints (as detailed in Figure 14):

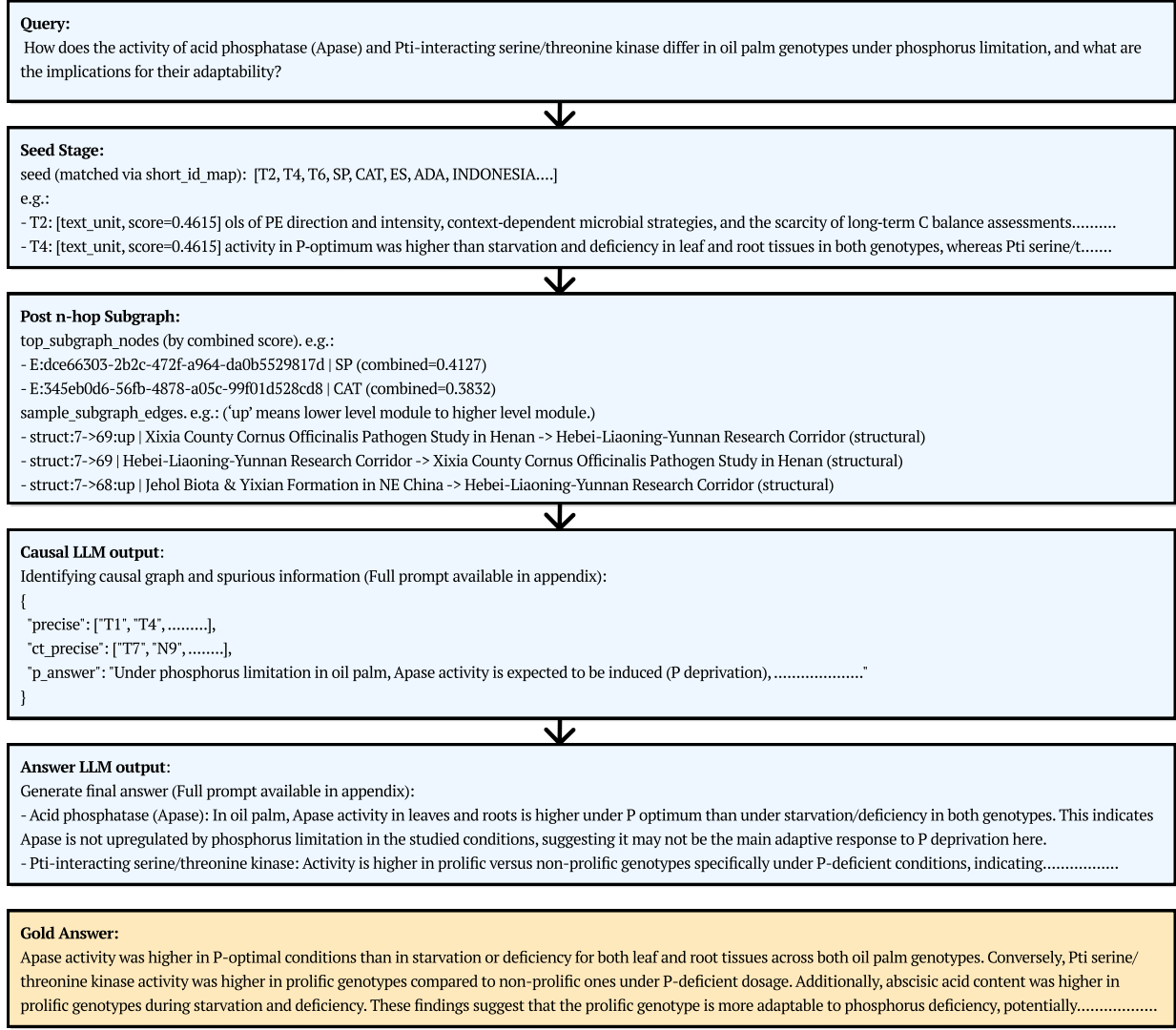


Figure 12. A real example of HugRAG on a biology-related query. The diagram visualizes the data flow from initial seed matching and hierarchical graph expansion to the causal reasoning stage, where the model explicitly filters spurious nodes to produce a grounded, high-fidelity answer.

1. **Integration Constraint:** The question must require integrating information from at least three distinct sentences. We explicitly reject trivia-style questions that can be answered by a single named entity (e.g., "Who founded X?").
2. **Evidence Verification:** The generation process must output the IDs of all supporting sentences. We validate the dataset via a necessity check, verifying that the correct answer cannot be derived if any of the cited sentences are removed.

Through this strict construction pipeline, HolisQA effectively evaluates the model’s ability to perform holistic comprehension and isolate it from parametric knowledge, providing a cleaner signal for evaluating the effectiveness of structured retrieval mechanisms.

### F.3. Implementation

**Backbone Models.** We consistently use OpenAI’s gpt-5-nano with a temperature of 0.0 to ensure deterministic generation. For vector embeddings, we employ the Sentence-BERT (Reimers & Gurevych, 2019) version of all-MiniLM-L6-v2 with a dimensionality of 384. All evaluation metrics involving LLM-as-a-judge are implemented using the Ragas framework (Es et al., 2024), with Gemini-2.5-Flash-Lite serving as the underlying evaluation

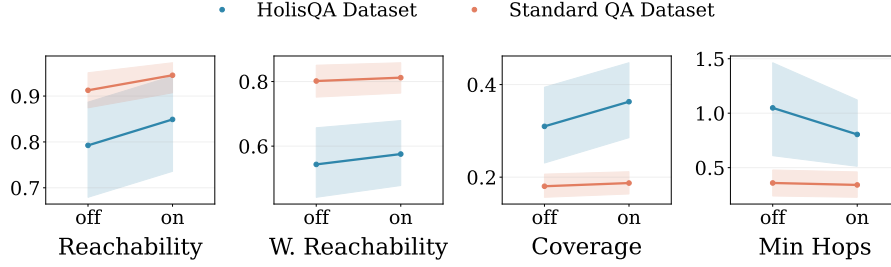


Figure 13. **Experiments on Causal Gate effectiveness.** We compare graph traversal performance with the causal gate disabled (*off*) versus enabled (*on*). Shaded areas represent 95% bootstrap confidence intervals. The causal gate significantly improves evidence accessibility (Reachability, Coverage) and traversal efficiency (lower Min Hops, higher Weighted Reachability).

**You are building a reading-comprehension dataset.**

You will receive a slice of sentences from a long document. Each line starts with a sentence ID, a tab, then the sentence text.

Generate {qas\_per\_run} question-answer pairs in JSON array format. Questions must require multi-sentence reasoning and an understanding of the overall slice. Avoid short factual questions, named-entity trivia, or single-sentence lookups.

**Each JSON item must include:**

- "question": string
- "answer": string (2-4 sentences)
- "context\_sentence\_ids": array of {min\_context}-{max\_context} IDs drawn only from the provided slice

Return JSON only, no extra text.

**Sentences:**  
{slice\_text}

Figure 14. Prompt for generating the Holistic Comprehension Dataset (Question-Answer-Context Triplets) from academic papers.

engine.

**Baseline Parameters.** To ensure a fair comparison among all graph-based RAG methods, we utilize a unified root knowledge graph (see Appendix B.1 for construction details). For the retrieval stage, we set a consistent initial  $k = 3$  across all baselines. Other parameters are kept at their default values to maintain a neutral comparison, with the exception of method-specific configurations (e.g., global vs. local modes in GraphRAG) that are essential for the algorithm’s execution. All experiments were conducted on a high-performance computing cluster managed by Slurm. Each evaluation task was allocated uniform resources consisting of 2 CPU cores and 16 GB of RAM, utilizing 10-way job arrays for concurrent query processing.

#### F.4. Grounding Metrics and Evaluation Prompts

We assess performance using two categories of metrics: (i) Lexical Overlap (F1 score), which measures surface-level similarity between model outputs and gold answers; and (ii) LLM-as-judge metrics, specifically Context Recall and Answer Relevancy, computed using a fixed evaluator model to ensure consistency (Es et al., 2024). To guarantee stable and fair comparisons across baselines with varying retrieval outputs, we impose a uniform cap on the retrieved context length and the number of items passed to the evaluator. The specific prompt template used for assessing Answer Relevancy is illustrated in Figure 15.

### ### Core Template

{instruction}

Please return the output in a JSON format that complies with the following schema as specified in JSON Schema:

{output\_schema}Do not use single quotes in your response but double quotes,properly escaped with a backslash.

{examples}

-----

Now perform the same with the following input

input: {input\_json}

Output:

### ### Answer Relevancy prompt

Generate a question for the given answer and identify if the answer is noncommittal.

Give noncommittal as 1 if the answer is noncommittal (evasive, vague, or ambiguous) and 0 if the answer is substantive.

Examples of noncommittal answers: "I don't know", "I'm not sure", "It depends".

### ### Examples

Input: {"response": "Albert Einstein was born in Germany."}

Output: {"question": "Where was Albert Einstein born?", "noncommittal": 0}

Input: {"response": "The capital of France is Paris, a city known for its architecture and culture."}

Output: {"question": "What is the capital of France?", "noncommittal": 0}

Input: {"response": "I don't know about the groundbreaking feature of the smartphone invented in 2023 as I am unaware of information beyond 2022."}

Output: {"question": "What was the groundbreaking feature of the smartphone invented in 2023?", "noncommittal": 1}

Figure 15. Example prompt used in RAGAS: Core Template and Answer Relevancy (Es et al., 2024).