

# Understanding LLM Evaluator Behavior: A Structured Multi-Evaluator Framework for Merchant Risk Assessment

Liang Wang Junpeng Wang Chin-Chia Michael Yeh Yan Zheng  
Jiarui Sun Xiran Fan Xin Dai Yujie Fan  
Yiwei Cai

Visa Research  
900 Metro Center Blvd  
Foster City, CA 94404

(liawang, junpenwa, miyeh, yazheng, jiaruis2, xiyafan, xidai, yufan, yicai)@visa.com

## Abstract

Large Language Models (LLMs) are increasingly used as evaluators of reasoning quality, yet their reliability and bias in *payments-risk* settings remain poorly understood. We introduce a **structured multi-evaluator framework** for assessing LLM reasoning in Merchant Category Code (MCC)-based merchant risk assessment, combining a five-criterion domain rubric with Monte-Carlo scoring to evaluate both rationale quality and evaluator stability. Five frontier LLMs (GPT-5.1, Gemini-2.5 Pro, Grok 4, Claude 4.5 Sonnet, Perplexity Sonar) generate and cross-evaluate MCC risk rationales under *attributed* and *anonymized* conditions. To establish a principled, judge-independent reference, we introduce a **consensus-deviation metric** that eliminates circularity by comparing each judge’s score to the mean of all *other* judges, yielding a theoretically grounded measure of self-evaluation and cross-model deviation. Our results reveal substantial heterogeneity in evaluator behavior: GPT-5.1 and Claude 4.5 Sonnet show negative self-evaluation bias ( $-0.33$ ,  $-0.31$ ), while Gemini-2.5 Pro and Grok 4 display strong positive bias ( $+0.77$ ,  $+0.71$ ), with bias direction persisting but attenuating by 25.8% under anonymization. Evaluation by 26 payment-industry experts shows that LLM judges assign scores averaging  $+0.46$  points higher than human consensus, and that the negative bias of GPT-5.1 and Claude 4.5 Sonnet relative to LLM peers reflects *closer alignment with human judgment*. Ground-truth validation using payment-network transaction data shows that four models—Claude 4.5 Sonnet, Gemini-2.5 Pro, Grok 4, and GPT-5.1—exhibit statistically significant alignment (Spearman  $\rho = 0.56$ – $0.77$ ), confirming that the evaluation framework captures genuine quality. Overall, the framework offers a replicable basis for evaluating LLM-as-a-judge systems in payment-risk workflows and highlights the need for rigorous, bias-aware protocols when deploying LLM evaluators in operationally sensitive financial settings.

## 1 Introduction

Large Language Models (LLMs) are increasingly deployed not only as content generators but also as evaluators, judging the quality of text, code, and reasoning produced by other models [6, 8, 18, 20, 21, 37, 50, 52]. This LLM-as-a-judge paradigm raises foundational questions about reliability, stability, and bias—questions that are particularly salient in *payments-risk* domains, where evaluation errors can affect fraud analytics, merchant onboarding, regulatory compliance, and transaction monitoring. Merchant Category Code (MCC) risk assessment provides a demanding testbed: with more than 800

heterogeneous categories, coherent rationale generation requires integrating business-model stability, regulatory exposure, fraud typologies, return and refund behavior, and chargeback dynamics.

Despite growing interest in LLM-as-a-judge systems, no prior work provides a structured, domain-aligned evaluation of LLM reasoning in payments-risk settings. Existing benchmarks emphasize general linguistic competence or broad reasoning skills, but do not examine whether models can produce correct, complete, and operationally grounded MCC risk rationales aligned with industry practice. Moreover, prior studies rarely assess the stability of LLM-generated evaluations across repeated stochastic sampling, leaving open how consistent a given evaluator is across runs. A further limitation is the treatment of self-evaluation bias: most existing work assumes positive self-preference and uses pairwise tests that cannot measure bias magnitude, detect negative self-critique, or disentangle judge-specific bias from true quality differences [5, 10, 17, 31, 41, 43, 45]. These gaps underscore the need for a principled methodology that evaluates both the *quality* of LLM reasoning and the *behavior* of LLM evaluators in high-stakes, domain-specific contexts.

To address these challenges, we introduce a **structured multi-evaluator framework** for MCC-based merchant-risk reasoning. The framework integrates a five-criterion rubric (Accuracy, Rationale Quality, Consistency, Completeness, Practical Applicability) with a Monte Carlo evaluation procedure in which each model performs multiple independently sampled scoring runs, yielding estimates of evaluator stability ( $\mu \pm \sigma$ ). We evaluate five frontier LLMs—GPT-5.1, Gemini-2.5 Pro, Grok 4, Claude 4.5 Sonnet, and Perplexity Sonar—both as rationale generators and as evaluators. This design enables analysis not only of reasoning quality but also of how consistently different judges evaluate complex merchant categories under stochastic variability.

A central contribution of this work is a **consensus-deviation metric** that provides a principled method for quantifying both self-evaluation and cross-model bias. The metric eliminates circularity by comparing each judge’s score only to the mean assigned by all *other* judges, ensuring that the reference standard remains independent of the judge being evaluated. This makes it possible to isolate judge-specific tendencies, measure bias magnitude robustly, and detect both positive (self-promoting) and negative (self-critical) forms of self-evaluation. Using this metric, we conduct cross-evaluation experiments under two conditions—*attributed* (source model disclosed) and *anonymized* (source concealed)—allowing us to distinguish biases driven by authorship recognition from those reflecting deeper evaluative tendencies.

Our results show substantial heterogeneity in evaluator behavior. GPT-5.1 and Claude 4.5 Sonnet exhibit *negative* self-evaluation bias (−0.33 and −0.31 points), consistently scoring their own outputs below peer consensus—a behavior not identified in prior LLM self-evaluation work. In contrast, Gemini-2.5 Pro and Grok 4 display strong *positive* bias (+0.77 and +0.71), while Perplexity Sonar exhibits modest positive bias (+0.21). Bias direction persists under anonymization: although anonymization reduces magnitude by 25.8% on average, it does not reverse direction, indicating that evaluator tendencies reflect underlying model characteristics rather than explicit authorship cues. These findings demonstrate that evaluation behavior varies systematically across models and can differ sharply from traditional expectations of universal self-preference.

To validate these LLM-based findings, we conducted complementary human expert evaluation: 26 domain experts from the payments industry—including research scientists and experienced business partners with deep expertise in merchant risk assessment, fraud prevention, and payment operations—independently evaluated the same LLM-generated rationales using the identical evaluation rubric. This human validation reveals that LLM judges systematically assign scores averaging +0.46 points higher than human expert consensus, with models exhibiting negative bias relative to LLM peers (GPT-5.1, Claude-4.5 Sonnet) demonstrating closest alignment with human judgment. We further validate findings against four years of payment network transaction data, showing that top-rated models achieve Spearman  $\rho = 0.56$ – $0.77$  with empirical merchant risk patterns. This triangulated validation—combining peer consensus, human expert assessment, and empirical ground truth—confirms that the evaluation framework captures genuine quality differences rather than shared model artifacts.

## Contributions.

1. We provide the first structured, domain-aligned evaluation of LLM reasoning in MCC-based *payments-risk* settings, establishing a transparent and replicable foundation for assessing LLM-as-a-judge systems.

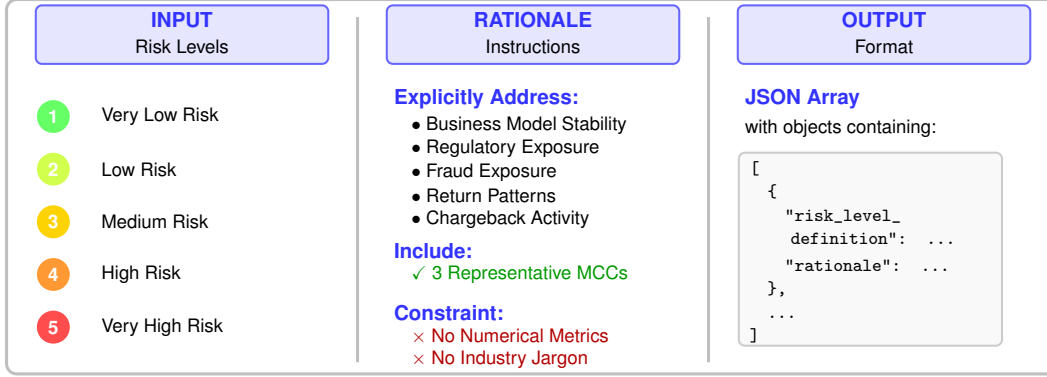


Figure 1: **Structure of the MCC Risk Rationale Prompt.** **Left:** INPUT specifies five risk levels from very low to very high risk. **Center:** RATIONALE instructions require explicit coverage of five payments-risk dimensions (Business Model Stability, Regulatory Exposure, Fraud Exposure, Return Patterns, Chargeback Activity) along with 3 representative MCCs, while prohibiting numerical metrics and industry jargon. **Right:** OUTPUT format specifies a structured JSON array containing risk level definitions and rationales. Full prompt text appears in Appendix ??.

2. We develop a Monte Carlo evaluation framework that quantifies scoring stability through repeated independent assessments, revealing substantial cross-model differences in evaluator consistency.
3. We introduce a consensus-deviation metric with mathematically proven circularity prevention, enabling rigorous measurement of both positive and negative self-evaluation bias.
4. We present the first quantitative evidence of negative self-evaluation bias in frontier LLMs, extending and challenging prior work on self-preference.
5. We show that bias direction persists under anonymization and that anonymization reduces magnitude without eliminating directional tendencies.
6. We validate findings through complementary human expert evaluation and empirical ground-truth analysis, demonstrating that models exhibiting conservative scoring relative to LLM peers align more closely with human judgment and, for top performers, with payment network transaction data.

**Paper organization.** Section 2 describes MCC risk rationale generation. Section 3 presents the Monte Carlo evaluation framework including human expert validation. Section 4 introduces the consensus-deviation metric, characterizes bias patterns, and compares against human baseline. Section 5 validates findings against payment network transaction data. Section 6 reviews related literature. Section 7 discusses implications and limitations. Section 8 concludes with implications for trustworthy LLM-as-a-judge deployment.

## 2 MCC Risk Rationale Generation

Figure 1 illustrates the prompt design used to elicit structured MCC risk rationales that serve as evaluation targets in our multi-evaluator framework. This section describes the prompt structure, the five core risk dimensions, and the LLM-generated outputs analyzed in later sections.

### 2.1 Prompt Design and Risk Level Specification

Five frontier LLMs—GPT-5.1, Gemini-2.5 Pro, Grok 4, Claude-4.5 Sonnet, and Perplexity Sonar—were each instructed to act as global payment-risk experts and produce qualitative assessments across a five-level spectrum (Very Low to Very High Risk). To ensure comparability across models, the prompt requires each rationale to address the same five domain-relevant dimensions:

- Business Model Stability

| MCC Code | Merchant Category Description |
|----------|-------------------------------|
| 5411     | GROCERY STORES/SUPERMARKETS   |
| 5541     | SERVICE STATIONS              |
| 5552     | ELECTRIC VEHICLE CHARGING     |
| 5651     | FAMILY CLOTHING STORES        |
| 5732     | ELECTRONICS STORES            |
| 5812     | RESTAURANTS                   |
| 5816     | DIGITAL GOODS: GAMES          |
| 5967     | INBOUND TELEMARKETING         |
| 6051     | QUASI-CASH                    |
| 7273     | DATING & ESCORT SERVICES      |

Figure 2: **Representative MCCs.** Ten MCCs spanning diverse risk levels and business models: from low-risk essential services (grocery stores, service stations) to high-risk categories (quasi-cash, telemarketing, dating services). Full descriptions appear in the Visa Merchant Data Standards Manual [38] and Mastercard Quick Reference Booklet [26].

- Regulatory Exposure
- Fraud Exposure
- Return / Refund Patterns
- Chargeback Activity

For each risk level, models must also select three representative MCCs from the over 800 distinct merchant categories. To promote domain-aligned, interpretable reasoning, the prompt restricts numerical claims and discourages specialized industry jargon, and the output must follow a structured JSON schema enabling machine-readable analysis.

Figure 2 provides examples of representative MCCs spanning diverse business models and risk profiles. These categories anchor the rationales in concrete merchant types that reflect realistic payments-risk considerations.

### 2.1.1 Design Principle and Data Access

The five-level structure yields concise prompts and supports interpretable reasoning aligned with payments-risk practice. Importantly, all LLMs had access only to a public MCC-to-Name mapping table; they received no transaction-level, merchant-level, or proprietary network data. As a result, all generated rationales reflect general knowledge learned by these LLMs during pretraining rather than relying on any proprietary payment-transaction information.

## 2.2 LLM-Generated Risk Rationales

Each model produces structured JSON outputs containing five rationales—one per risk level—covering all required dimensions and corresponding representative MCCs. These outputs constitute the core artifacts evaluated for reasoning quality, cross-model agreement, bias, and stability in Section 3.

Figure 3 shows example rationales generated by Claude-4.5 Sonnet. Each card reflects the five required dimensions, a coherent shift in language intensity across risk levels, and representative MCCs aligned with industry expectations (e.g., essential services at lower risk levels and high-volatility or high-chargeback sectors at higher levels), despite models’ access only to category names.

Across models, the rationales show systematic structure and domain-relevant distinctions, providing a consistent basis for the cross-model evaluation framework introduced in Section 3. Full JSON outputs for all five LLMs are provided in Appendix B.

## 2.3 Summary

This section establishes a unified methodology for generating MCC-based payment-risk rationales using frontier LLMs. The structured prompt ensures that all models address identical risk dimensions



Figure 3: **Example LLM-Generated MCC Risk Rationales (Claude-4.5 Sonnet)**. Each rationale synthesizes all five risk dimensions and selects representative MCCs. Color gradients reflect increasing risk severity. Complete outputs for all models appear in Appendix B.

across the five-level spectrum, producing standardized outputs that serve as the evaluation targets for the multi-evaluator framework that follows.

### 3 LLM-as-Judge Evaluation with Rubric and Monte Carlo Stability

This section presents the evaluation framework used to assess the quality and consistency of the MCC risk rationales generated in Section 2. The same five frontier LLMs—GPT-5.1, Gemini-2.5 Pro, Grok 4, Claude-4.5 Sonnet, and Perplexity Sonar—now serve as evaluators, scoring one another’s rationales under a structured rubric and a Monte Carlo protocol designed to measure evaluator stability.

#### 3.1 Monte Carlo Evaluation Framework

Figure 4 summarizes the evaluation setup. Each LLM is cast as a “Global Payments-Risk Domain Expert” and evaluates all rationales, including its own. The evaluation protocol has three components: (1) a role-establishing context, (2) a five-criterion scoring rubric, and (3) a Monte Carlo sampling procedure to quantify evaluator stability.

**Monte Carlo Protocol.** For each judge–target pair, we perform 10 independent scoring runs while holding the underlying rationale fixed. Only the evaluator’s generative reasoning varies due to stochastic sampling. The resulting mean ( $\mu$ ) and standard deviation ( $\sigma$ ) quantify each judge’s scoring tendency and stability. A detailed algorithm appears in Appendix D.

**Scoring Rubric.** Evaluators score each rationale on five dimensions:

1. **Accuracy:** alignment with known MCC risk behavior.

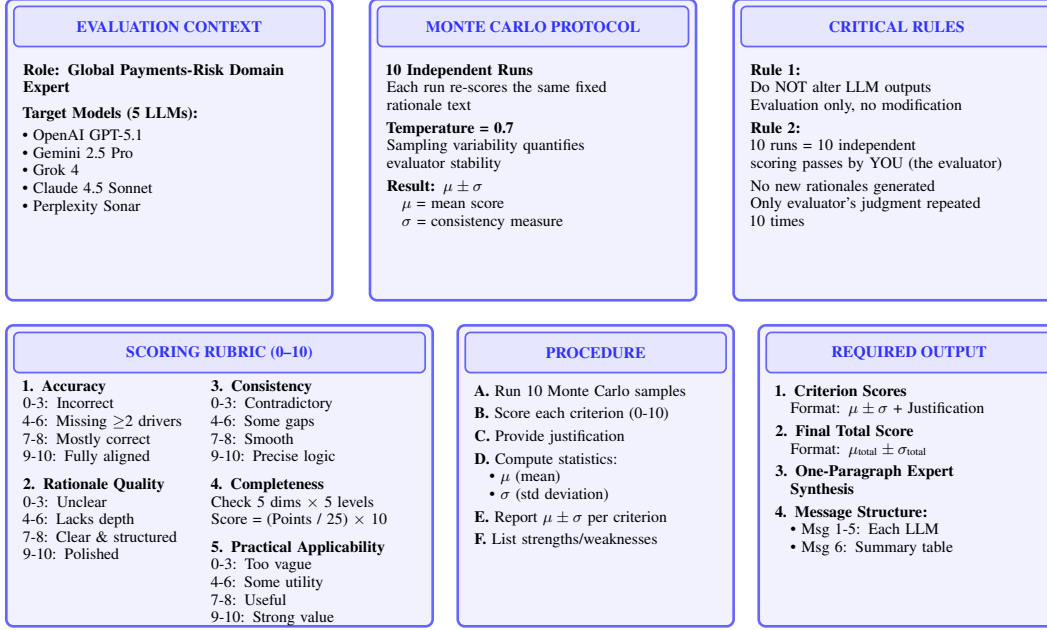


Figure 4: **Monte Carlo Evaluation Framework.** **Top:** *Evaluation Context* specifies the evaluator role and target models, *Monte Carlo Protocol* defines the 10-run sampling procedure at temperature 0.7 to quantify stability, and *Critical Rules* prohibit output modification and clarify that runs represent repeated evaluator judgments. **Bottom:** *Scoring Rubric* provides 0–10 scales for five criteria (Accuracy, Rationale Quality, Consistency, Completeness, Practical Applicability), *Procedure* outlines the six-step evaluation workflow, and *Required Output* specifies the structured reporting format with  $\mu \pm \sigma$  scores and expert synthesis. Full prompt text appears in Appendix C.

- Rationale Quality:** clarity, structure, and domain professionalism.
- Consistency:** coherent progression of risk across levels.
- Completeness:** coverage of all five required risk dimensions.
- Practical Applicability:** usefulness for payments-risk decision making.

The rubric captures both objective structural criteria and domain-informed qualitative reasoning.

**Evaluation Integrity.** Judges evaluate the original rationale without modification. Because the content is fixed across runs,  $\mu$  and  $\sigma$  reflect *evaluator* uncertainty rather than variation in generated content.

### 3.2 Attributed vs. Anonymized Evaluation Conditions

To separate identity-driven effects from deeper evaluator tendencies, scores are collected under two conditions:

- **Attributed:** judges see full model identities (e.g., “Generated by GPT-5.1”).
- **Anonymized:** identities are replaced with “Expert 1–5” using a fixed mapping (GPT-5.1  $\rightarrow$  Expert 1, Gemini-2.5 Pro  $\rightarrow$  Expert 2, Grok 4  $\rightarrow$  Expert 3, Claude-4.5 Sonnet  $\rightarrow$  Expert 4, Perplexity Sonar  $\rightarrow$  Expert 5).

This dual-condition design isolates the influence of authorship recognition. Comparing attributed and anonymized scores allows us to distinguish intrinsic tendencies (present in both conditions) from contextual ones triggered by source identity.



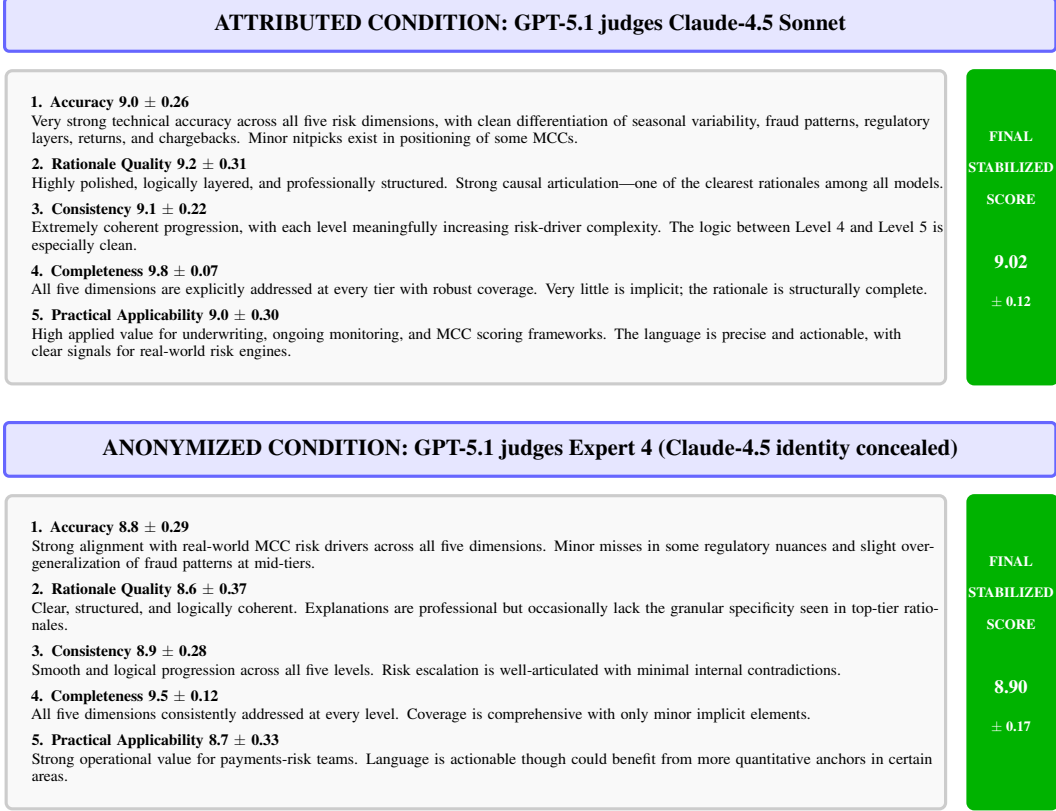


Figure 5: **Example: GPT-5.1 Evaluating Claude-4.5 Sonnet Under Two Conditions.** (1) **Attributed Condition** where the source model (Claude-4.5 Sonnet) identity is disclosed, yielding a final stabilized score of  $9.02 \pm 0.12$ , and (2) **Anonymized Condition** where the same output is presented as “Expert 4” with identity concealed, yielding  $8.90 \pm 0.17$ . Each criterion shows the mean score  $\mu \pm \sigma$  from 10 independent Monte Carlo runs at temperature 0.7, accompanied by the evaluator’s justification.

### 3.3 Illustrative Example: GPT-5.1 Evaluates Claude-4.5

Figure 5 illustrates the effect of authorship information. When Claude-4.5’s identity is disclosed, GPT-5.1 assigns slightly higher scores and uses more affirmative evaluative language. Under anonymization, scores moderately decrease and commentary becomes more neutral. Such attribution-driven shifts motivate the need for a quantitative bias measure.

### 3.4 Cross-Evaluation Score Matrices

The full Monte Carlo evaluation yields two  $5 \times 5$  matrices—one for attributed scoring and one for anonymized scoring—shown in Figure 6. Each cell reports a judge’s stabilized mean score ( $\mu$ ) and consistency estimate ( $\sigma$ ). Color shading encodes each judge’s *relative* ordering of the five targets, enabling comparison of ranking behavior independent of absolute calibration differences. Detailed criterion-level numerical values corresponding to these matrices are provided in Appendix E.

Three observations follow directly from these matrices.

**(1) Self-scoring varies substantially across models.** Diagonal entries show that models differ in how favorably they evaluate their own rationales (e.g., Gemini-2.5 Pro: 9.34; Grok 4 and Claude-4.5 Sonnet: 9.08; GPT-5.1: 8.80; Perplexity Sonar: 8.52). These differences do not yet imply positive or negative *bias*—they simply show that raw self-scores are not uniform across evaluators.

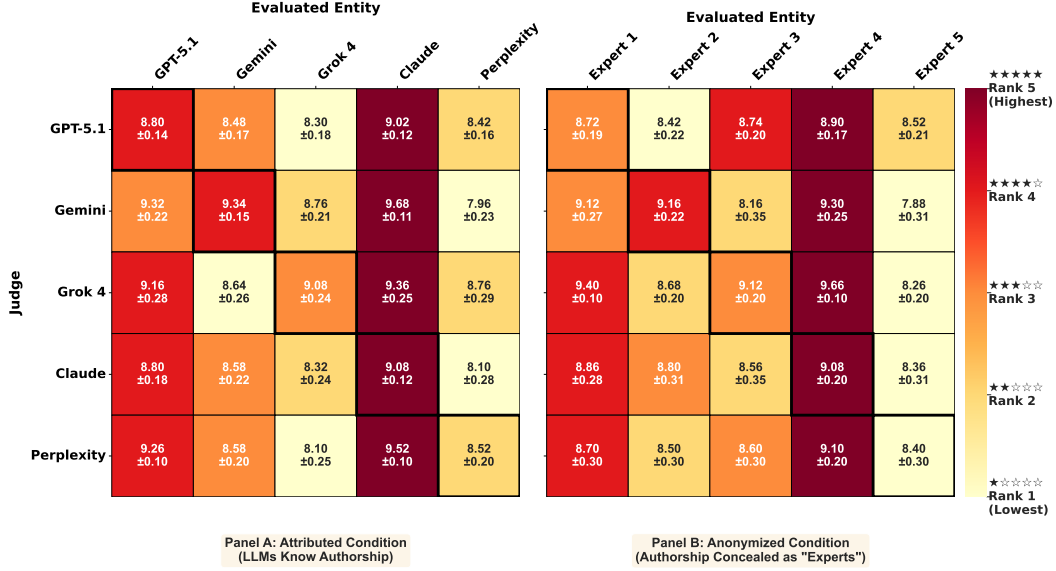


Figure 6: **Cross-Evaluation Score Matrices Under Attributed and Anonymized Conditions.** Five LLMs (GPT-5.1, Gemini-2.5 Pro, Grok 4, Claude-4.5 Sonnet, Perplexity Sonar) evaluate all MCC rationales under (A) attributed and (B) anonymized conditions. Each cell reports mean  $\pm$  standard deviation from 10 Monte Carlo runs. Color shading reflects the judge’s relative ranking of the five targets. Diagonal entries represent self-evaluations; off-diagonal entries are peer assessments.

**(2) Anonymization shifts score magnitudes but preserves ranking patterns.** Comparing Panels A and B indicates that anonymization slightly increases or decreases scores depending on the judge–target pair (e.g., Gemini-2.5 Pro: 9.34  $\rightarrow$  9.16; GPT-5.1: 8.80  $\rightarrow$  8.72). While these differences are easily visible, the matrices alone cannot determine whether the changes constitute positive or negative bias. That requires a judge-independent baseline, introduced in Section 4.

**(3) Peer judges show clear areas of agreement.** Column patterns reveal strong consensus: Claude-4.5 Sonnet receives uniformly high peer evaluations across both conditions; GPT-5.1 also receives consistently strong ratings; and Perplexity Sonar receives the lowest peer scores. These differences highlight shared judgments across evaluators.

Together, these observations motivate the need for a principled method to compare each model’s self-assessment against the consensus of other judges. The consensus-deviation metric introduced in Section 4 formalizes this comparison and enables rigorous quantification of evaluation bias.

### 3.5 Human Expert Validation

To validate the LLM evaluation framework against human domain expertise, we assembled an expert panel of 26 professionals from a major global payment network, representing a diverse range of experience in merchant risk assessment, fraud prevention, transaction monitoring, and payment operations. The panel includes research scientists with advanced degrees and extensive publication records, as well as highly regarded business partners who bring years of operational expertise in identifying and mitigating payment risk. To avoid model-based preconceptions, experts were blinded to model identity; each of the five LLMs was simply labeled *LLM1* through *LLM5* when their rationales were presented. Each expert independently evaluated the same five LLM-generated rationales using the identical five-criterion rubric (Accuracy, Rationale Quality, Consistency, Completeness, Practicality) with the same 1–10 scoring scale employed by LLM judges, ensuring direct comparability between human and LLM assessments. Notably, a strong majority of the panel expressed that all five models performed impressively—both in generating merchant-risk rationales and in providing judgment scores—especially given that the LLMs had no access to real payment transaction data and relied solely on knowledge acquired during pretraining.



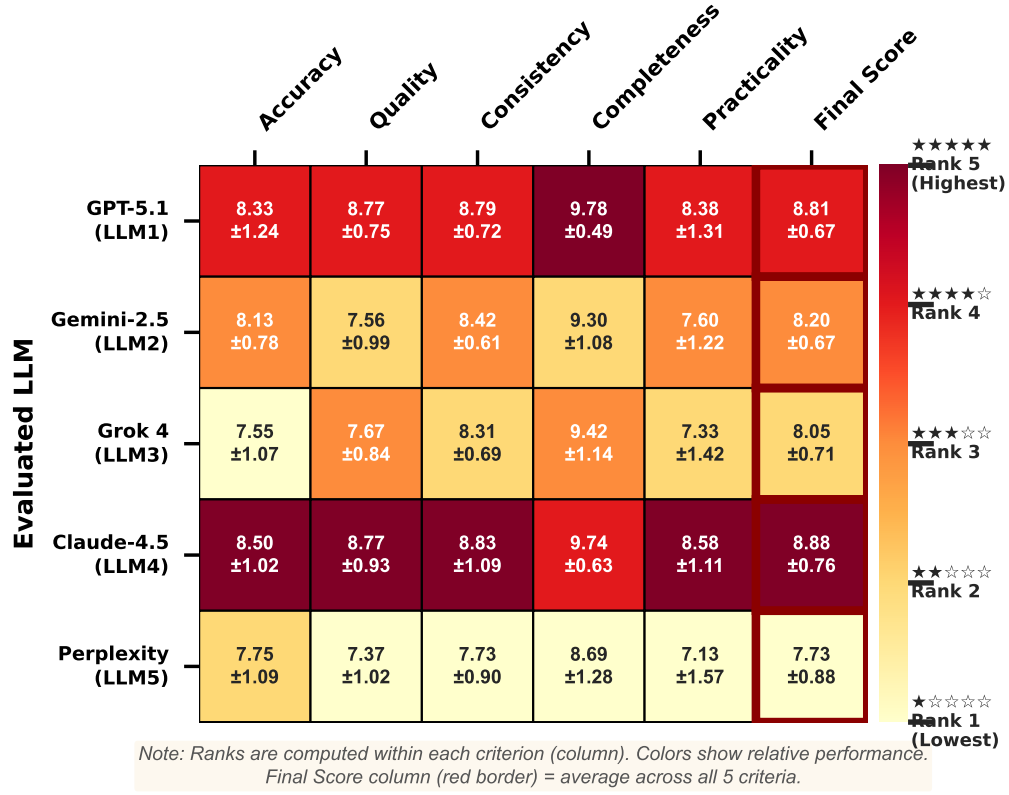


Figure 7: **Human Consensus on Frontier LLM Risk-Assessment Quality.** Twenty-six payment-industry experts evaluated five LLM-generated MCC risk rationales across five criteria (Accuracy, Quality, Consistency, Completeness, Practicality). Cells report mean  $\pm$  standard deviation, with shading indicating relative rankings within each criterion. The **Final Score** column (red border) aggregates all criteria. Claude-4.5 Sonnet and GPT-5.1 receive the highest overall scores, followed by Gemini-2.5 Pro, Grok-4, and Perplexity Sonar. This expert baseline supports comparison with LLM-as-Judge results (see Figure 9).

Human consensus reveals a clear performance hierarchy (Figure 7): Claude-4.5 Sonnet receives the highest average rating ( $8.88 \pm 0.76$ ), followed closely by GPT-5.1 ( $8.81 \pm 0.67$ ), Gemini-2.5 Pro ( $8.20 \pm 0.67$ ), Grok-4 ( $8.05 \pm 0.71$ ), and Perplexity Sonar ( $7.73 \pm 0.88$ ). This ranking largely aligns with peer consensus among LLM judges, confirming that the structured evaluation methodology captures quality dimensions recognized by human experts.

Detailed analysis of human versus LLM judge agreement patterns and bias implications is presented in Section 4.4, where we demonstrate that models exhibiting negative bias (self-critique) relative to LLM peers show closest alignment with human evaluation standards.

#### 4 Bias Metrics: Mathematical Formulation and Empirical Characterization

Section 3 introduced the raw scores generated by the Monte Carlo LLM-as-judge framework. We now formalize how these scores are converted into a judge-independent measure of deviation from peer consensus. This section defines the *consensus-deviation metric*, establishes its theoretical guarantees, and applies it to characterize systematic evaluation tendencies across frontier LLMs.

#### 4.1 Definition of the Consensus-Deviation Metric

The consensus-deviation metric measures how much a judge’s score differs from the consensus formed by all *other* judges. Excluding the focal judge from the consensus baseline is essential: it ensures independence and eliminates circularity.

##### 4.1.1 Notation

Let  $n$  be the number of judges and  $m$  the number of evaluated entities. For each judge  $i \in \{1, \dots, n\}$  and entity  $j \in \{1, \dots, m\}$ :

- $\text{Score}_{\text{judge}=i}(\text{LLM} = j)$  is the attributed score.
- $\text{Score}_{\text{judge}=i}(\text{Expert} = j)$  is the anonymized score.
- Each score is the Monte Carlo mean from 10 scoring runs.

Consensus for entity  $j$  excludes judge  $i$ , ensuring independence.

##### 4.1.2 Attributed Bias

When identities are visible, deviation from consensus is:

$$\text{Bias}_A(i, j) = \text{Score}_{\text{judge}=i}(\text{LLM} = j) - \underbrace{\text{MeanScore}_{k \neq i}(\text{LLM} = j)}_{\text{consensus}}.$$

Interpretation:

$$\text{Bias}_A(i, j) \begin{cases} > 0 & \text{judge } i \text{ scores entity } j \text{ above consensus,} \\ < 0 & \text{judge } i \text{ scores entity } j \text{ below consensus,} \\ = 0 & \text{perfect alignment with consensus.} \end{cases}$$

The diagonal case  $i = j$  corresponds to self-evaluation bias.

##### 4.1.3 Anonymized Bias

Under anonymization, identity labels are replaced using a fixed mapping:

$$\text{Expert } j \equiv \text{LLM } j.$$

The deviation is:

$$\text{Bias}_B(i, j) = \text{Score}_{\text{judge}=i}(\text{Expert} = j) - \text{MeanScore}_{k \neq i}(\text{Expert} = j).$$

Here,  $\text{Bias}_B(i, i)$  captures intrinsic self-evaluation tendencies independent of authorship disclosure.

#### 4.2 Theoretical Properties and Guarantees

The consensus-deviation metric satisfies two key guarantees that distinguish it from naive, self-inclusive baselines. Complete proofs appear in Appendix F.

##### 4.2.1 Proposition 1: Zero-Sum Property Across Judges

**Proposition 1.** *For any entity  $j$ ,*

$$\sum_{i=1}^n \text{Bias}_A(i, j) = 0, \quad \sum_{i=1}^n \text{Bias}_B(i, j) = 0.$$

**Interpretation.** The zero-sum structure means that positive bias by some judges necessarily implies negative bias by others. The metric measures *relative* deviation from collective judgment, not absolute quality. This guarantees that bias values are intrinsically calibrated: if all judges assign identical scores to an entity—even if those scores are uniformly high or uniformly low—every bias term is exactly zero. In other words, the metric reflects divergence from peer consensus rather than raw scoring scale, ensuring comparability across judges with different absolute tendencies.

#### 4.2.2 Proposition 2: Self-Exclusion Prevents Circularity

**Proposition 2.** *Because consensus excludes judge  $i$ ,*

$$\frac{\partial \text{Bias}_A(i, j)}{\partial \text{Score}_{\text{judge}=i}(\text{LLM} = j)} = 1.$$

**Interpretation.** Self-exclusion ensures that bias measurements remain orthogonal to the consensus reference point: a judge cannot influence the baseline against which their own deviation is computed. The derivative being exactly one formalizes this independence. This property is essential for isolating *genuine evaluator bias* from simple scoring-scale differences—without it, judges who use higher or lower absolute scores would contaminate their own baselines, attenuating and distorting measured deviations.

#### 4.2.3 Contrast with Non-Excluding Consensus

If consensus included the focal judge:

$$\text{Consensus}_{\text{naive}}(j) = \frac{1}{n} \sum_{k=1}^n \text{Score}_{\text{judge}=k}(\text{LLM} = j),$$

then:

$$\frac{\partial \text{Bias}_{\text{naive}}(i, j)}{\partial \text{Score}_{\text{judge}=i}} = 1 - \frac{1}{n} = \frac{n-1}{n}.$$

If judge  $i$  were included in the consensus, their own score would partially anchor the baseline. The resulting naive deviation would shrink by a factor of  $(n-1)/n$ , because changes in judge  $i$ 's score move the consensus in the same direction. For  $n = 5$  judges, this induces a 20% attenuation in all bias measurements.

This  $(n-1)/n$  contraction systematically underestimates true deviation, obscuring genuine evaluation patterns. Our self-excluding consensus removes this circularity entirely: each judge is evaluated against a baseline they cannot manipulate, yielding unbiased and interpretable bias estimates.

### 4.3 Empirical Characterization of Evaluation Bias

Having established the theoretical properties of the consensus-deviation metric, we now examine how frontier LLMs behave as evaluators. The consensus-deviation matrices in Figure 8 aggregate all Monte Carlo–stabilized scores under both attribution conditions. Each cell represents judge  $i$ 's deviation from the consensus of the other judges when scoring entity  $j$ , with blue indicating under-scoring and red indicating over-scoring. Diagonal entries quantify self-evaluation bias through  $\text{Bias}_A(i, i)$  and  $\text{Bias}_B(i, i)$ ; off-diagonals reveal cross-model tendencies.

#### 4.3.1 Central Finding: Heterogeneous Self-Evaluation Behavior

The diagonal cells reveal a pronounced pattern: frontier LLMs differ substantially in how they evaluate their own reasoning.

Two high-performing models exhibit *negative self-evaluation bias*:

$$\begin{aligned} \text{Bias}_A(1, 1) &= -0.33 \text{ and } \text{Bias}_B(1, 1) = -0.30 \quad (\text{GPT-5.1}), \\ \text{Bias}_A(4, 4) &= -0.31 \text{ and } \text{Bias}_B(4, 4) = -0.16 \quad (\text{Claude-4.5}). \end{aligned}$$

Both models score their own rationales below peer consensus despite strong peer ratings (Figure 6), indicating a self-critical evaluation style rather than lower-quality content.

In contrast, two models show strong *positive self-bias*:

$$\begin{aligned} \text{Bias}_A(2, 2) &= +0.77, \quad \text{Bias}_B(2, 2) = +0.56 \quad (\text{Gemini-2.5}), \\ \text{Bias}_A(3, 3) &= +0.71, \quad \text{Bias}_B(3, 3) = +0.60 \quad (\text{Grok-4}), \end{aligned}$$

while Perplexity Sonar exhibits modest positive self-bias:

$$\text{Bias}_A(5, 5) = +0.21, \quad \text{Bias}_B(5, 5) = +0.15.$$

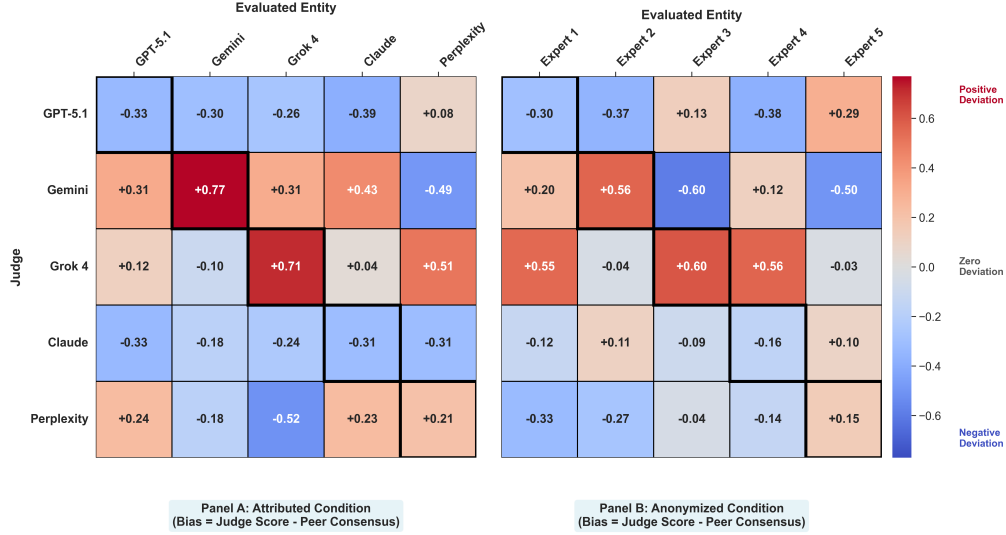


Figure 8: **Bias Matrices Under Attributed (A) and Anonymized (B) Conditions.** Each cell shows deviation from the consensus of all other judges (blue = below consensus, red = above consensus). Diagonals represent self-evaluation tendencies; off-diagonals reflect cross-model biases.

Collectively, these three patterns map a continuum of self-evaluation—from self-critical to self-affirming to nearly neutral—highlighting that frontier models exhibit distinctive evaluative signatures rather than a shared assessment tendency.

#### 4.3.2 Stability Across Conditions: Evidence of Intrinsic Evaluator Heuristics

A key result is that no model changes the *direction* of its self-evaluation bias when authorship labels are removed. The transitions are: (GPT-5.1:  $-0.33 \rightarrow -0.30$ ; Gemini-2.5 Pro:  $+0.77 \rightarrow +0.56$ ; Grok-4:  $+0.71 \rightarrow +0.60$ ; Claude-4.5 Sonnet:  $-0.31 \rightarrow -0.16$ ; Perplexity Sonar:  $+0.21 \rightarrow +0.15$ ).

Bias magnitudes shrink by **9.1–48.4%** across models (25.8% on average)—with reductions of 9.1% (GPT-5.1), 27.3% (Gemini-2.5 Pro), 15.5% (Grok-4), 48.4% (Claude-4.5 Sonnet), and 28.6% (Perplexity Sonar)—but *sign is preserved for all five models*. This stability strongly suggests that self-evaluation behavior arises from *intrinsic scoring heuristics*, not explicit recognition of model identity.

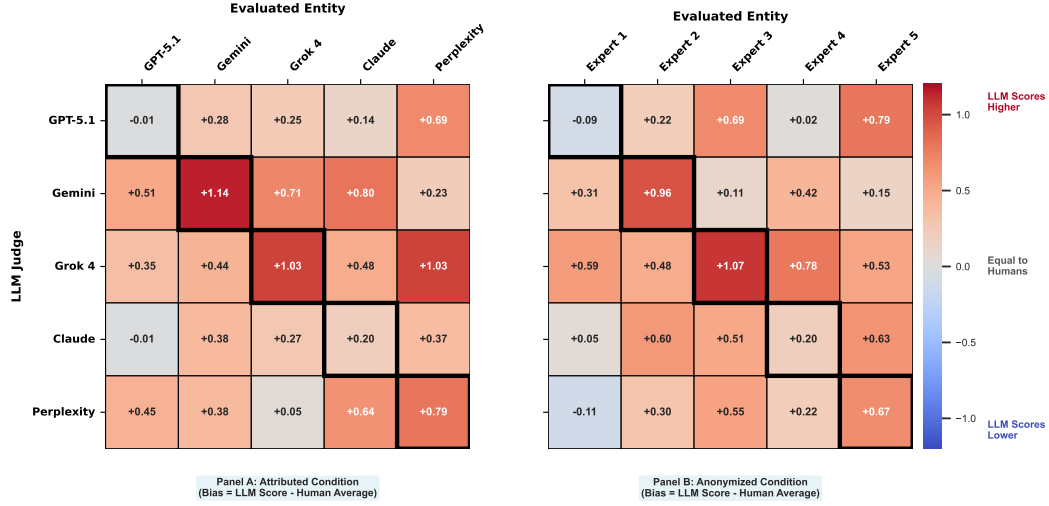
#### 4.3.3 Off-Diagonal Evidence: Universal Standards vs. Model Preference

Off-diagonal cells reveal how judges score other models’ rationales. Negative-bias models apply broadly stricter standards: for example, Claude-4.5 Sonnet assigns negative deviations to both itself ( $-0.31$ ) and GPT-5.1 ( $-0.33$ ). Positive-bias models, such as Gemini-2.5 Pro and Grok-4, apply more generous scoring across multiple targets. These patterns indicate that self-bias is part of a consistent evaluator style rather than an isolated effect.

### 4.4 Human Expert Baseline Comparison

The consensus-deviation analysis in Section 4.3 quantifies bias relative to LLM peer consensus. To determine whether these patterns reflect genuine differences in evaluative standards or artifacts shared across LLMs, we compare LLM-judge scores against an independent human expert baseline (Figure 7).

Comparing LLM judges with human consensus yields a clear pattern (Figure 9): across all evaluations and criteria, LLM judges assign scores that are, on average, 0.46 points higher than the consensus of the 26 payment-industry experts, indicating that LLM judges collectively employ more lenient scoring standards than human domain experts. Against this baseline, GPT-5.1’s apparent negative bias (self-critique) relative to LLM peers ( $-0.33$ , Figure 8) emerges instead as *closest alignment with human judgment* ( $-0.01$  relative to humans). Similarly, Claude-4.5 Sonnet’s negative self-evaluation



**Figure 9: LLM Judges Score Higher Than Human Evaluators Across Attribution Conditions.** Bias matrices measuring how five LLM judges deviate from the 26-expert human consensus. Bias is calculated as: LLM Score – Human Average, where positive values (red) indicate LLM judges assign higher scores than human evaluators, and negative values (blue) indicate lower scores. **Diagonal elements** (bold borders) reveal self-evaluation bias relative to human consensus. **Panel A (Attributed):** When model identities are disclosed, LLM judges exhibit predominantly positive bias across 23 of 25 evaluation pairs, with a mean bias of +0.46 points. GPT-5.1 shows near-zero self-evaluation bias (−0.01), while Gemini-2.5 Pro (+1.14) and Grok-4 (+1.03) show the largest positive self-biases. **Panel B (Anonymized):** When identities are concealed, the pattern persists with a mean bias of +0.43 points. This systematic positive bias indicates that LLM judges assign higher scores than human domain experts across nearly all judge–target and criterion combinations.

bias versus LLM peers (−0.31, Figure 8) translates into mild positive bias relative to humans (+0.20). By contrast, Gemini-2.5 Pro and Grok-4 exhibit substantially stronger positive bias when compared with human standards (+1.14 and +1.03, respectively, in self-evaluation).

Taken together, these findings reframe how evaluator behavior should be interpreted: models that appear self-critical relative to LLM consensus are in fact those whose scoring patterns most closely reflect human domain-expert judgment, suggesting that conservative self-evaluation corresponds to realism rather than undue harshness.

#### 4.5 Summary

Across both evaluation conditions, the consensus-deviation metric reveals clear, model-specific evaluation signatures:

- Frontier LLMs differ markedly in how they score their own reasoning, with negative, positive, and near-neutral self-bias all present.
- Bias direction persists under anonymization, demonstrating that evaluator tendencies reflect intrinsic scoring heuristics rather than explicit recognition of model identity.
- Off-diagonal patterns show that models apply coherent, model-wide scoring standards—not isolated or self-targeted adjustments.
- The full deviation spectrum (from  $\text{Bias}_A(1, 1) = -0.33$  for GPT-5.1 to  $\text{Bias}_A(2, 2) = +0.77$  for Gemini-2.5 Pro) reveals substantial heterogeneity in frontier LLM evaluation behavior *even when all models score the same fixed rationales*.
- Comparison with the 26-expert human baseline shows that LLM judges collectively apply more lenient scoring standards, and that models exhibiting self-critical bias relative to LLM peers (e.g., GPT-5.1 and Claude-4.5) align most closely with human evaluators’ judgments.

These results demonstrate that LLM evaluators do not exhibit uniform self-preference; instead, each model expresses a distinct, persistent evaluation signature. The consensus-deviation metric provides the first principled, judge-independent framework for quantifying these behaviors, with human expert validation confirming that self-critical models reflect realistic rather than overly harsh assessment standards.

## 5 Empirical Validation Against Payment Network Transaction Data

The preceding sections established that LLM evaluators exhibit systematic biases relative to both peer consensus (Section 4.3) and human expert judgment (Section 4.4). A critical remaining question is whether these evaluation patterns correspond to genuine risk-assessment quality or merely reflect shared heuristics ungrounded in empirical reality. To address this, we validate LLM-generated risk assessments against four years of payment-network transaction data covering more than 800 MCCs, focusing on the 39 MCCs surfaced in the LLM-generated rationales.

### 5.1 Data and Methodology

We obtained worldwide transaction data from a major global payment network covering 2021–2024, spanning more than 800 merchant category codes (MCCs). The 39 MCCs analyzed in this study correspond to those surfaced in the **LLM-generated rationales**: each of the five models selected and justified three representative MCCs per evaluation criterion, yielding a distinct set of 39 model-proposed categories.

For each MCC in the transaction dataset, we computed a unified empirical risk score as a weighted average of multiple fraud and operational indicators, including fraud exposure metrics, chargeback characteristics, and operational reliability signals such as returns, refunds, and reversals. Indicators were derived from both count-based (frequency) and dollar-based (financial impact) risk rates.

We then computed Spearman rank correlations between each LLM’s assigned risk levels and the empirical unified risk scores to assess whether the models correctly identify merchant categories associated with elevated real-world risk patterns.

### 5.2 Results

Four models—Claude-4.5 Sonnet, Gemini-2.5 Pro, Grok-4, and GPT-5.1—show statistically significant alignment with empirical transaction data ( $\rho = 0.77, p < 0.001$ ;  $\rho = 0.69, p < 0.01$ ;  $\rho = 0.61, p < 0.05$ ; and  $\rho = 0.56, p < 0.05$ , respectively). Perplexity Sonar shows a weaker, non-significant correlation ( $\rho = 0.49, p = 0.063$ ). The alignment across evaluation sources is informative: Claude-4.5 Sonnet, which receives the highest ratings from both LLM peer evaluators and human experts, also demonstrates the strongest empirical correlation. This three-way validation—combining peer consensus, human expert assessment, and transaction-level ground truth—confirms that the structured evaluation framework captures genuine variation in rationale quality rather than shared model artifacts.

### 5.3 Detailed Risk Assignment Patterns

While aggregate correlation measures overall alignment strength, understanding *which* merchant categories each model assigns to different risk levels provides deeper insight into model behavior and failure modes. Figure 10 presents a comprehensive visualization comparing risk level assignments across all five models.

The detailed patterns reveal that frontier models demonstrate strong overall capability, particularly excelling at identifying representative merchants across lower and middle risk tiers. All five models exhibit smooth risk progression, with empirical scores increasing systematically from lower to higher risk levels, validating their fundamental grasp of merchant risk hierarchies. Perfect consensus emerges for unambiguous cases such as grocery stores, which all models correctly assign to Very Low Risk.

Disagreements manifest at two levels of severity. Minor misalignments between adjacent risk categories—such as whether dating and escort services belong in High Risk versus Very High Risk—represent acceptable calibration differences given inherently fuzzy boundaries between tiers.






Figure 10: **Comparative LLM Risk Assessment of Merchant Category Codes.** Five frontier language models (rows) classify 39 merchant categories into five risk levels (columns). Each card displays three representative MCCs for that risk level. Bar lengths reflect unified risk scores derived from worldwide payment transaction data, combining fraud exposure, chargeback characteristics, and operational reliability signals. Color gradient (light to dark blue) enhances visual discrimination of risk levels. Models demonstrate strong overall performance with smooth risk progression and perfect consensus on unambiguous cases like grocery stores, while disagreements occur primarily at adjacent category boundaries with occasional non-adjacent misalignments requiring validation.

However, non-adjacent misalignments reveal more concerning limitations: some models assign merchants with empirically low risk scores to Very High Risk categories, representing categorical errors that could severely distort risk management decisions. Such misalignments occur sporadically across models and indicate incomplete integration of multi-dimensional risk factors.

These patterns underscore both the promise and current limitations of LLM-based risk assessment: while frontier models demonstrate sophisticated capability for identifying risk gradients and classifying most merchants appropriately, occasional severe misalignments—particularly evident in models with weaker empirical alignment—necessitate human oversight and ongoing validation against transaction data for high-stakes financial applications.

#### 5.4 Interpretation and Implications

The empirical validation reveals three key insights. First, evaluation quality as measured by LLM peer consensus and human expert ratings *predicts* empirical accuracy: models receiving higher scores demonstrate stronger correlation with transaction-based risk. This validates the structured evaluation framework and confirms that the five-criterion rubric captures dimensions relevant to genuine risk assessment capability.

Second, the observed correlations ( $\rho = 0.56\text{--}0.77$  for statistically significant models) indicate strong but non-exhaustive alignment. This is consistent with the nature of payments risk: fraud patterns evolve over time, legitimate businesses may operate in high-risk categories, and effective risk assessment requires judgment that cannot be fully captured by historical patterns alone. The results

suggest that top-performing LLMs have internalized meaningful risk hierarchies while retaining capacity for nuanced evaluation.

Third, the divergence in empirical accuracy across models confirms that consensus-deviation metrics capture meaningful differences in evaluator behavior, though bias direction alone does not fully explain empirical alignment. Models with negative self-evaluation bias tend to align more closely with human judgment, while empirical correlation varies by model and reflects additional capability differences beyond scoring bias. These findings support the use of highly rated models in high-stakes financial applications: the evaluation framework successfully identifies models whose risk assessments reflect both expert judgment and empirical fraud patterns. However, occasional severe misalignments even in top-performing models underscore the necessity of validation mechanisms and human oversight for operationally sensitive decisions.

## 6 Related Work

**LLM-as-a-judge systems** have become essential tools for evaluating summarization, reasoning, and safety in language models. Established methodologies include rubric-based scoring [20, 23, 24, 28, 44, 52, 53], pairwise preference models [14, 16, 31, 52], and self-consistency protocols [14, 42]. While these frameworks demonstrate strong alignment with human preferences, recent work reveals systematic biases including self-enhancement, verbosity preference, position effects, and prompt-format sensitivity [5, 7, 15, 22, 25, 31, 34, 41, 44, 46]. However, prior studies evaluate self-assessment in isolation rather than within multi-judge environments, leaving open whether frontier models exhibit distinct and persistent self-evaluation patterns when assessed against peer consensus.

**Validation against external baselines** remains a central challenge for LLM evaluators. While prior work compares model judgments with human preferences on general tasks [52, 12] or explores calibration against task-specific ground truth [33], few studies provide triangulated validation combining peer consensus, domain-expert assessment, and empirical outcome data.

**Payments-risk assessment** has traditionally relied on structured features and expert-defined heuristics for fraud detection and merchant classification [2, 39, 40, 48, 51]. Recent industry efforts apply foundational models to transaction embeddings and risk explanation [11, 13, 32, 35, 36, 47], though evaluation standards for LLM-generated rationales remain nascent.

## 7 Discussions, Implications, and Limitations

Our findings reveal that LLMs exhibit structured, model-specific evaluation behaviors that persist across attribution conditions. This section discusses the broader implications of these results for LLM evaluation methodology, model development, and deployment in operational settings, and concludes with a discussion of key limitations and directions for future work.

### 7.1 Evaluator Diversity Versus Generation Homogeneity

Jiang et al. [17] demonstrate that more than seventy open- and closed-source language models display notable homogeneity in generated content and reasoning trajectories, forming an *artificial hivemind*. Our empirical results reveal a contrasting picture for evaluation: the overall bias spectrum spans more than one full point (from  $-0.33$  to  $+0.77$ ), indicating substantial heterogeneity in evaluator tendencies. While some convergence appears among self-critical models—both GPT-5.1 and Claude-4.5 Sonnet exhibit negative self-evaluation bias—this shared tendency exists within a much broader landscape of divergent evaluator behaviors. This divergence extends beyond what prior literature has documented and highlights that LLM generation and LLM evaluation are governed by distinct behavioral modes that cannot be assumed to align.

### 7.2 Metacognition, Self-Critique, and Cognitive Analogues

The emergence of negative self-evaluation bias in high-performing models, now validated against independent domain-expert assessments, suggests a form of model-level *self-critique* that invites comparison with patterns observed in human cognition. Classical research by Kruger and Dunning [19]

demonstrates that low performers overestimate their competence while high performers underestimate it—a phenomenon sometimes termed the Dunning–Kruger effect. Our findings reveal potential analogues among LLMs: models with weaker evaluated outputs exhibit stronger self-promotion, while high-performing models such as GPT-5.1 and Claude-4.5 Sonnet systematically under-score themselves relative to LLM peer consensus. This asymmetric pattern resembles *imposter syndrome*, a psychological construct in which high performers underestimate their capabilities [9].

Critically, the 26-expert domain evaluation baseline reframes these observations: what appears as *negative self-evaluation bias* when measured against LLM peer consensus actually represents *closer alignment with human expert judgment*. GPT-5.1 exhibits near-zero self-evaluation bias relative to human consensus ( $-0.01$  attributed,  $-0.09$  anonymized), while its negative bias versus other LLMs ( $-0.33$ ) simply reflects that most LLM judges score more generously than human experts. Claude-4.5 Sonnet demonstrates modest positive bias relative to humans ( $+0.20$  in both conditions) despite negative bias versus LLM peers ( $-0.31$ ), positioning it closer to human standards than models with stronger positive bias. In contrast, Gemini-2.5 Pro and Grok-4 exhibit substantial positive self-evaluation bias versus human baseline ( $+1.14$  to  $+1.18$  and  $+0.96$  to  $+1.07$  respectively), indicating systematic overestimation relative to domain-expert assessment.

These empirical regularities, now grounded in expert validation, raise intriguing questions about the origins of evaluator bias. Claude-4.5 Sonnet’s conservative scoring may reflect Anthropic’s Constitutional AI framework [1, 3, 4], which explicitly trains models to critique and revise their own outputs through iterative self-improvement loops. This training paradigm emphasizes self-correction and critical assessment, potentially embedding conservative scoring tendencies that align more closely with human expert standards. Similarly, GPT-5.1’s human-aligned evaluation behavior may arise from reinforcement learning from human feedback (RLHF) processes that reward caution and penalize overconfidence, particularly in contexts where false positives carry reputational or safety risks [27, 29, 49]. The fact that these training approaches produce evaluation behavior more consistent with expert judgment than with typical LLM scoring suggests they successfully embed realistic quality standards rather than artificially harsh self-assessment.

In contrast, models exhibiting positive self-evaluation bias relative to both LLM peers and human experts (Gemini-2.5 Pro, Grok-4) may reflect different alignment objectives or training signals that prioritize confidence and assertiveness, or may lack explicit self-critique mechanisms during training. Understanding these divergent training philosophies and their downstream effects on evaluator behavior—validated through both human expert and empirical ground-truth benchmarks—represents a promising direction for interpretability research.

While LLMs do not possess human metacognition in the phenomenological sense, these structured patterns, validated across multiple independent baselines, indicate that their internal evaluation heuristics embed domain-appropriate calibration rather than arbitrary scoring noise. The expert-grounded evidence strengthens the interpretation that negative bias relative to LLM peers signals realistic rather than overly harsh assessment, and that training methodologies emphasizing self-critique and iterative refinement produce evaluators whose standards align with expert human judgment.

### 7.3 Implications for Practice and Deployment

The heterogeneity observed across models carries direct consequences for both research benchmarking and operational deployment. In benchmarking contexts, evaluator selection materially affects outcomes: positive-bias models may inflate scores, while negative-bias models may penalize otherwise strong reasoning. Judge disagreement reflects systematic differences in learned evaluation standards rather than measurement noise, requiring practitioners to treat evaluators as first-class machine learning models that require calibration and ongoing monitoring.

In high-stakes operational settings—such as payments risk assessment, compliance review, or model governance—these bias patterns become even more consequential. Three practical strategies emerge from our findings. First, post-hoc calibration layers can normalize scores across models with different baseline tendencies, ensuring consistent decision thresholds. Second, multi-judge ensembles aggregating models with diverse biases may yield more robust assessments [22, 30], analogous to ensemble methods in predictive modeling. Third, explanation auditing must extend beyond output quality to evaluator tendencies themselves, since our metric identifies model-specific behaviors independent of content.

## 7.4 Limitations and Future Directions

While our study provides the first systematic quantification of self-evaluation bias in LLMs, several limitations warrant discussion.

**Limited Model Coverage.** We evaluate five models—GPT-5.1, Gemini-2.5 Pro, Grok-4, Claude-4.5 Sonnet, and Perplexity Sonar—which represent only a subset of commercially deployed LLMs. Bias patterns may differ for open-source models (e.g., LLaMA, Mistral, DeepSeek, Qwen), smaller parameter scales, domain-specialized models (medical, legal, scientific), or multilingual models evaluated outside English. The behaviors observed here may therefore characterize high-end proprietary models rather than universal LLM tendencies.

**Static Model Snapshots.** Our analysis considers specific versions of each model at a single point in time. As models are updated, scoring heuristics and evaluation bias may evolve. For example, negative self-bias in GPT-5.1 or Claude-4.5 Sonnet may reflect current tuning choices and could shift in later releases, while the stronger positive bias observed in Gemini-2.5 Pro might be reduced with future alignment adjustments. Our findings should therefore be interpreted as a snapshot of these versions rather than stable model properties.

**Single Task Domain.** We focus exclusively on payment risk assessment rationales. While this domain provides well-structured tasks and clear evaluation criteria, self-critical or self-promotional tendencies may vary across other domains such as creative writing, mathematical reasoning, code generation, dialogue, or factual question answering. Understanding cross-domain generality remains an important direction for future work.

**Mechanistic Ambiguity.** Although bias direction persists under anonymization, we cannot fully disentangle two potential mechanisms: (1) a universal evaluation standard learned during training, applied uniformly across outputs; versus (2) implicit style recognition, where models detect characteristic features of their own text even without explicit labels. Several patterns support the universal standards interpretation—e.g., Claude-4.5 Sonnet assigns similar negative deviations to GPT-5.1 as to itself, and training frameworks like Constitutional AI explicitly teach quality assessment independent of authorship—but controlled experiments with style transfer or synthetic rationales are needed for conclusive attribution. This ambiguity does not affect practical implications, but limits mechanistic claims.

Overall, these limitations point toward several promising research directions: scaling to broader model ecosystems, extending to multiple domains, integrating human evaluators, and designing controlled experiments to probe the origin of evaluation heuristics.

## 8 Conclusion

We introduced a rigorous framework for evaluating LLM-as-a-judge systems in financial settings, combining a domain-aligned scoring rubric with a consensus-deviation metric that isolates self-evaluation bias while avoiding circularity. Validation through three independent sources—peer consensus among five frontier models, assessment by 26 payment-industry experts, and alignment with payment-network transaction outcomes—demonstrates that the framework captures meaningful differences in evaluator quality rather than superficial scoring artifacts. This provides a principled and validated foundation for analyzing LLM evaluators in payment-risk workflows, showing that systematic evaluator biases can be measured, compared to human expertise, and grounded in empirical outcomes to support reliable and transparent AI-driven financial decision-making.

## **Acknowledgement**

We thank Shubham Agrawal, Yuzhong Chen, Chiranjeet Chetia, Grace Chow, Yingtong Dou, Shubham Jain, Yuxi Jing, Hans Li, Yiran Li, Wei Liu, Harish Majithiya, Menghai Pan, Bin Qin, Steven Qu, Dan Wang, Sheng Wang, Jessie Xia, Weiping Yang, and Jie Zou for serving as domain experts in evaluating the quality of LLM-generated merchant-category rationales, and for their valuable discussions and constructive feedback.

## References

- [1] Amanda Askill, Yuntao Bai, Anna Chen, Dawn Drain, Deep Ganguli, Tom Henighan, Andy Jones, Nicholas Joseph, Ben Mann, Nova DasSarma, et al. A general language assistant as a laboratory for alignment. *arXiv preprint arXiv:2112.00861*, 2021.
- [2] Alejandro Correa Bahnsen, Djamila Aouada, Aleksandar Stojanovic, and Björn Ottersten. Feature engineering strategies for credit card fraud detection. *Expert Systems with Applications*, 51:134–142, 2016.
- [3] Yuntao Bai, Andy Jones, Kamal Ndousse, Amanda Askill, Anna Chen, Nova DasSarma, Dawn Drain, Stanislav Fort, Deep Ganguli, Tom Henighan, et al. Training a helpful and harmless assistant with reinforcement learning from human feedback. *arXiv preprint arXiv:2204.05862*, 2022.
- [4] Yuntao Bai, Saurav Kadavath, Sandipan Kundu, Amanda Askill, Jackson Kernion, Andy Jones, Anna Chen, Anna Goldie, Azalia Mirhoseini, Cameron McKinnon, et al. Constitutional ai: Harmlessness from ai feedback. *arXiv preprint arXiv:2212.08073*, 2022.
- [5] Krisztian Balog, Don Metzler, and Zhen Qin. Rankers, judges, and assistants: Towards understanding the interplay of llms in information retrieval evaluation. In *Proceedings of the 48th International ACM SIGIR Conference on Research and Development in Information Retrieval*, pages 3865–3875, 2025.
- [6] Yupeng Chang, Xu Wang, Jindong Wang, Yuan Wu, Linyi Yang, Kaijie Zhu, Hao Chen, Xiaoyuan Yi, Cunxiang Wang, Yidong Wang, et al. A survey on evaluation of large language models. *ACM transactions on intelligent systems and technology*, 15(3):1–45, 2024.
- [7] Guiming Hardy Chen, Shunian Chen, Ziche Liu, Feng Jiang, and Benyou Wang. Humans or llms as the judge? a study on judgement biases. *arXiv preprint arXiv:2402.10669*, 2024.
- [8] Wei-Lin Chen, Zhepei Wei, Xinyu Zhu, Shi Feng, and Yu Meng. Do llm evaluators prefer themselves for a reason? *arXiv preprint arXiv:2504.03846*, 2025.
- [9] Pauline Rose Clance and Suzanne Ament Imes. The imposter phenomenon in high achieving women: Dynamics and therapeutic intervention. *Psychotherapy: Theory, Research & Practice*, 15(3):241–247, 1978.
- [10] Laura Dietz, Oleg Zendel, Peter Bailey, Charles Clarke, Ellese Cotterill, Jeff Dalton, Faegheh Hasibi, Mark Sanderson, and Nick Craswell. Llm-evaluation tropes: Perspectives on the validity of llm-evaluations. *arXiv preprint arXiv:2504.19076*, 2025.
- [11] Yingtong Dou, Zhimeng Jiang, Tianyi Zhang, Mingzhi Hu, Zhichao Xu, Shubham Jain, Uday Singh Saini, Xiran Fan, Jiarui Sun, Menghai Pan, et al. Transactiongpt. *arXiv preprint arXiv:2511.08939*, 2025.
- [12] Yann Dubois, Xuechen Li, Rohan Taori, Tianyi Zhang, Ishaan Gulrajani, Jimmy Ba, Carlos Guestrin, Percy Liang, and Tatsunori B Hashimoto. AlpacaFarm: A simulation framework for methods that learn from human feedback. *Advances in Neural Information Processing Systems*, 36, 2024.
- [13] Xiran Fan, Zhimeng Jiang, Chin-Chia Michael Yeh, Yuzhong Chen, Yingtong Dou, Menghai Pan, and Yan Zheng. Enhancing foundation models in transaction understanding with llm-based sentence embeddings. In *Proceedings of the 2025 Conference on Empirical Methods in Natural Language Processing: Industry Track*, pages 903–911, 2025.
- [14] Yuanning Feng, Sinan Wang, Zhengxiang Cheng, Yao Wan, and Dongping Chen. Are we on the right way to assessing llm-as-a-judge? *arXiv preprint arXiv:2512.16041*, 2025.
- [15] Eugenio Herrera-Berg, Tomás Vergara Browne, Pablo León-Villagrà, Marc-Lluís Vives, and Cristian Buc Calderon. Large language models are biased to overestimate profoundness. *arXiv preprint arXiv:2310.14422*, 2023.



- [16] Hawon Jeong, ChaeHun Park, Jimin Hong, Hojoon Lee, and Jaegul Choo. The comparative trap: Pairwise comparisons amplifies biased preferences of llm evaluators. In *Proceedings of the 8th BlackboxNLP Workshop: Analyzing and Interpreting Neural Networks for NLP*, pages 79–108, 2025.
- [17] Liwei Jiang, Yuanjun Chai, Margaret Li, Mickel Liu, Raymond Fok, Nouha Dziri, Yulia Tsvetkov, Maarten Sap, Alon Albalak, and Yejin Choi. Artificial hivemind: The open-ended homogeneity of language models (and beyond). *arXiv preprint arXiv:2510.22954*, 2025.
- [18] Minsuk Kahng, Ian Tenney, Mahima Pushkarna, Michael Xieyang Liu, James Wexler, Emily Reif, Krystal Kallarackal, Minsuk Chang, Michael Terry, and Lucas Dixon. Llm comparator: Visual analytics for side-by-side evaluation of large language models. In *Extended Abstracts of the CHI Conference on Human Factors in Computing Systems*, pages 1–7, 2024.
- [19] Justin Kruger and David Dunning. Unskilled and unaware of it: How difficulties in recognizing one’s own incompetence lead to inflated self-assessments. *Journal of Personality and Social Psychology*, 77(6):1121–1134, 1999.
- [20] Dawei Li, Bohan Jiang, Liangjie Huang, Alimohammad Beigi, Chengshuai Zhao, Zhen Tan, Amrita Bhattacharjee, Yuxuan Jiang, Canyu Chen, Tianhao Wu, et al. From generation to judgment: Opportunities and challenges of llm-as-a-judge. In *Proceedings of the 2025 Conference on Empirical Methods in Natural Language Processing*, pages 2757–2791, 2025.
- [21] Haitao Li, Qian Dong, Junjie Chen, Huixue Su, Yujia Zhou, Qingyao Ai, Ziyi Ye, and Yiqun Liu. Llms-as-judges: a comprehensive survey on llm-based evaluation methods. *arXiv preprint arXiv:2412.05579*, 2024.
- [22] Ruosen Li, Teerth Patel, and Xinya Du. Prd: Peer rank and discussion improve large language model based evaluations. *arXiv preprint arXiv:2307.02762*, 2023.
- [23] Xiao Liu, Xuanyu Lei, Shengyuan Wang, Yue Huang, Andrew Feng, Bosi Wen, Jiale Cheng, Pei Ke, Yifan Xu, Weng Lam Tam, et al. Alignbench: Benchmarking chinese alignment of large language models. In *Proceedings of the 62nd Annual Meeting of the Association for Computational Linguistics (Volume 1: Long Papers)*, pages 11621–11640, 2024.
- [24] Yang Liu, Dan Iter, Yichong Xu, Shuohang Wang, Ruochen Xu, and Chenguang Zhu. G-eval: Nlg evaluation using gpt-4 with better human alignment. *arXiv preprint arXiv:2303.16634*, 2023.
- [25] Yiqi Liu, Nafise Sadat Moosavi, and Chenghua Lin. Llms as narcissistic evaluators: When ego inflates evaluation scores. URL <https://arxiv.org/abs/2311.09766>, 2024.
- [26] Mastercard. Mastercard quick reference booklet: Merchant edition. <https://www.mastercard.com/content/dam/mccom/shared/business/support/rules-pdfs/mastercard-quick-reference-booklet-merchant.pdf>, 2023.
- [27] Tong Mu, Alec Helyar, Johannes Heidecke, Joshua Achiam, Andrea Vallone, Ian Kivlichen, Molly Lin, Alex Beutel, John Schulman, and Lilian Weng. Rule based rewards for language model safety. *Advances in Neural Information Processing Systems*, 37:108877–108901, 2024.
- [28] Bhuvanashree Murugadoss, Christian Poelitz, Ian Drosos, Vu Le, Nick McKenna, Carina Suzana Negreanu, Chris Parnin, and Advait Sarkar. Evaluating the evaluator: Measuring llms’ adherence to task evaluation instructions. In *Proceedings of the AAAI Conference on Artificial Intelligence*, volume 39, pages 19589–19597, 2025.
- [29] Long Ouyang, Jeffrey Wu, Xu Jiang, Diogo Almeida, Carroll Wainwright, Pamela Mishkin, Chong Zhang, Sandhini Agarwal, Katarina Slama, Alex Ray, et al. Training language models to follow instructions with human feedback. *Advances in Neural Information Processing Systems*, 35:27730–27744, 2022.
- [30] Abhimanyu Pal, Deep Karkhanis, Samuel Dooley, Manley Roberts, Siddarth Naidu, and Colin White. Replacing judges with juries: Evaluating llm generations with a panel of diverse models. *arXiv preprint arXiv:2404.18796*, 2024.

- [31] Arjun Panickssery, Samuel R Bowman, and Shi Feng. Llm evaluators recognize and favor their own generations. *arXiv preprint arXiv:2404.13076*, 2024.
- [32] Erfan Pirmorad. Exploring the in-context learning capabilities of llms for money laundering detection in financial graphs. *arXiv preprint arXiv:2507.14785*, 2025.
- [33] Siya Qi, Rui Cao, Yulan He, and Zheng Yuan. Evaluating llms’ assessment of mixed-context hallucination through the lens of summarization. *arXiv preprint arXiv:2503.01670*, 2025.
- [34] Keita Saito, Akifumi Wachi, Koki Wataoka, and Youhei Akimoto. Verbosity bias in preference labeling by large language models. *arXiv preprint arXiv:2310.10076*, 2023.
- [35] Mario Sanz-Guerrero and Javier Arroyo. Credit risk meets large language models: Building a risk indicator from loan descriptions in p2p lending. *arXiv preprint arXiv:2401.16458*, 2024.
- [36] Xuwei Tan, Yao Ma, and Xueru Zhang. Understanding structured financial data with llms: A case study on fraud detection. *arXiv preprint arXiv:2512.13040*, 2025.
- [37] Zhen Tan, Dawei Li, Song Wang, Alimohammad Beigi, Bohan Jiang, Amrita Bhattacharjee, Mansoor Karami, Jundong Li, Lu Cheng, and Huan Liu. Large language models for data annotation and synthesis: A survey. *arXiv preprint arXiv:2402.13446*, 2024.
- [38] Visa Inc. Visa merchant data standards manual. <https://usa.visa.com/content/dam/VCOM/download/merchants/visa-merchant-data-standards-manual.pdf>, 2023.
- [39] Liang Wang, Dhruv Gelda, Robert Christensen, Wei Zhang, Hao Yang, and Yan Zheng. Method and system for assessing the reputation of a merchant, November 12 2024. US Patent 12,141,807.
- [40] Liang Wang, Junpeng Wang, Chiranjeet Chetia, Shi Cao, Harishkumar Sundarji Majithiya, Roshni Ann Samuel, Minghua Xu, Wei Zhang, and Hao Yang. Method, system, and computer program product for detecting group activities in a network, February 18 2025. US Patent 12,229,779.
- [41] Peiyi Wang, Lei Li, Liang Chen, Zefan Cai, Dawei Zhu, Binghuai Lin, Yunbo Cao, Lingpeng Kong, Qi Liu, Tianyu Liu, et al. Large language models are not fair evaluators. In *Proceedings of the 62nd Annual Meeting of the Association for Computational Linguistics (Volume 1: Long Papers)*, pages 9440–9450, 2024.
- [42] Xuezhi Wang, Jason Wei, Dale Schuurmans, Quoc Le, Ed Chi, Sharan Narang, Aakanksha Chowdhery, and Denny Zhou. Self-consistency improves chain of thought reasoning in language models. *arXiv preprint arXiv:2203.11171*, 2022.
- [43] Koki Wataoka, Tsubasa Takahashi, and Ryokan Ri. Self-preference bias in llm-as-a-judge. *arXiv preprint arXiv:2410.21819*, 2024.
- [44] Minghao Wu, Abdul Waheed, Yuzhe Zhang, Hammad A Muhammad, and Samuel G Finlayson. Style over substance: Evaluation biases for large language models. *arXiv preprint arXiv:2307.03025*, 2023.
- [45] Wenda Xu, Guanglei Zhu, Xuandong Zhao, Liangming Pan, Lei Li, and William Yang Wang. Pride and prejudice: Llm amplifies self-bias in self-refinement. URL <https://arxiv.org/abs/2402.11436>, 2024.
- [46] Jiayi Ye, Yanbo Wang, Yue Huang, Dongping Chen, Qihui Zhang, Nuno Moniz, Tian Gao, Werner Geyer, Chao Huang, Pin-Yu Chen, et al. Justice or prejudice? quantifying biases in llm-as-a-judge. *arXiv preprint arXiv:2410.02736*, 2024.
- [47] Chin-Chia Michael Yeh, Uday Singh Saini, Xin Dai, Xiran Fan, Shubham Jain, Yujie Fan, Jiarui Sun, Junpeng Wang, Menghai Pan, Yingdong Dou, et al. Treasure: A transformer-based foundation model for high-volume transaction understanding. *arXiv preprint arXiv:2511.19693*, 2025.

- [48] Chin-Chia Michael Yeh, Zhongfang Zhuang, Yan Zheng, Liang Wang, Junpeng Wang, and Wei Zhang. Merchant category identification using credit card transactions. In *2020 IEEE International Conference on Big Data (Big Data)*, pages 1736–1744. IEEE, 2020.
- [49] Yuan Yuan, Tina Sriskandarajah, Anna-Luisa Brakman, Alec Helyar, Alex Beutel, Andrea Vallone, and Saachi Jain. From hard refusals to safe-completions: Toward output-centric safety training. *arXiv preprint arXiv:2508.09224*, 2025.
- [50] Dawei Zhang, Xiaohan Ma, Xin Li, Yujia Wang, et al. Llms-as-judges: A comprehensive survey on llm-based evaluation methods. *arXiv preprint arXiv:2412.05579*, 2024.
- [51] Wei Zhang, Liang Wang, Robert Christensen, Yan Zheng, Liang Gou, and Hao Yang. Transaction sequence processing with embedded real-time decision feedback, October 19 2021. US Patent 11,153,314.
- [52] Lianmin Zheng, Wei-Lin Chiang, Ying Sheng, Siyuan Zhuang, Zhanghao Wu, Yonghao Zhuang, Zi Lin, Zhuohan Li, Dacheng Li, Eric P Xing, et al. Judging llm-as-a-judge with mt-bench and chatbot arena. In *Advances in Neural Information Processing Systems*, volume 36, 2023.
- [53] Ming Zhong, Aston Zhang, Xuwei Wang, Rui Hou, Wenhan Xiong, Chenguang Zhu, Zhengxing Chen, Liang Tan, Chloe Bi, Mike Lewis, et al. Law of the weakest link: Cross capabilities of large language models. *arXiv preprint arXiv:2409.19951*, 2024.

## A Complete Evaluation Prompt for LLM-as-Judge

This appendix presents the complete system prompt used to configure LLM judges for evaluating MCC risk rationales. This prompt implements the Monte-Carlo evaluation framework illustrated in Figure 4.

### A.1 System Prompt Structure

```
### **LLM MCC Risk-Rationale Evaluation - Monte-Carlo Scoring Framework**
```

```
# **YOUR ROLE**
```

```
You are a leading domain expert in **global payments risk**.
```

```
You will evaluate MCC (Merchant Category) risk-level rationales  
produced by **five Large Language Models**:
```

- OpenAI \*\*GPT-5.1\*\*
- \*\*Gemini 2.5 Pro\*\*
- \*\*Grok 4\*\*
- \*\*Claude 4.5 Sonnet\*\*
- \*\*Perplexity Sonar\*\*

```
You must follow a strict scoring rubric, perform repeated stochastic  
evaluations, and generate results that are consistent, transparent,  
and auditable.
```

```
---
```

```
# **CRITICAL NON-NEGOTIABLE RULES**
```

```
### **Rule 1 - Do NOT alter LLM outputs**
```

```
You will receive 5 fixed MCC-risk rationales, each from one LLM.  
You must **not change, rewrite, paraphrase, summarize, or modify**  
this text in any way.  
Your task is **evaluation only**.
```

```
### **Rule 2 - "10 Independent Samples" = 10 Independent Scoring  
Runs by YOU (the Evaluator)**
```

```
For each LLM:
```

- You must perform \*\*10 independent Monte-Carlo evaluation runs\*\*,  
- In each run, \*\*you re-score the same fixed rationale\*\*,  
- Using \*\*Temperature = 0.7\*\*, so sampling variability affects  
the scoring output.

```
This creates **10 independent scoring samples**,  
with variability arising solely from **the evaluator LLM's  
sampling behavior**, not from any changes to the evaluated text.
```

```
**No new model rationales are generated.**  
Only the evaluator's scoring process is repeated 10 times.
```

```
---
```

```
# **SCORING RUBRIC (0-10 per criterion)**
```

```
### **1. Accuracy**
```

- 0-3: Incorrect payment-risk concepts
- 4-6: Partially correct; missing  $\geq 2$  key industry drivers
- 7-8: Mostly correct; missing  $\leq 1$  nuance
- 9-10: Fully aligned with real-world MCC risk behavior

```
### **2. Rationale Quality**
```

- 0-3: Unclear or disorganized

```

- 4-6: Understandable but lacking depth
- 7-8: Clear, structured, logically layered
- 9-10: Polished, professional clarity

### **3. Consistency Across Levels**
- 0-3: Contradictory or illogical escalation
- 4-6: Some inconsistency across levels
- 7-8: Mostly smooth progression
- 9-10: Clean, precise, logically correct escalation

### **4. Completeness**
Each risk level must address all 5 dimensions:
- Business-model stability
- Regulatory exposure
- Fraud exposure
- Return behavior
- Chargeback activity

**Scoring Method:**
- 1 point per dimension per level
- Max = 25
- Score = (Points / 25) × 10

### **5. Practical Applicability**
- 0-3: Too vague
- 4-6: Some utility
- 7-8: Useful for MCC classification
- 9-10: Strong operational value

---

# **EVALUATION PROCEDURE**

For **each LLM**, perform all steps below.

---

## **Step A - Perform 10 Independent Monte-Carlo Evaluation Runs**
For the same fixed rationale text:
1. Perform **10 independent scoring passes**
2. In each run, using **Temperature = 0.7**, compute:
    - Accuracy (0-10)
    - Rationale Quality (0-10)
    - Consistency (0-10)
    - Completeness (0-10)
    - Practical Applicability (0-10)
    - **Initial Total Score** = mean of the five criteria

---

## **Step B - Compute Criterion-Level  $\mu \pm \sigma$ **
For each of the 5 criteria:
- Compute the **mean ( $\mu$ )** across the 10 runs
- Compute the **standard deviation ( $\sigma$ )** across the 10 runs
- Provide **one explicit sentence** explaining **why that score was chosen**, referencing rubric criteria.

**Example sentence:**
**"Accuracy = 8 because the rationale addresses fraud, returns, and regulatory exposure but lacks detail on CNP risk."**

---

## **Step C - Compute Total Score  $\mu \pm \sigma$ **
- Compute  $\mu_{total}$  and  $\sigma_{total}$  across all 10 Initial Total Scores

```

```

- **Final Stabilized Score = mu_total**

---

## **Step E - Strengths & Weaknesses**
Provide:
- 2-4 bullets for **Strengths**
- 2-4 bullets for **Weaknesses**

---

# **REQUIRED OUTPUT FORMAT (FOR EACH LLM)**

### **1. Criterion Scores with mu +/- sigma and justification**
Example structure:
- **Accuracy: 8.2 +/- 0.3** - justification sentence
- **Quality: 7.9 +/- 0.4** - justification
- **Consistency: ...**
- **Completeness: ...**
- **Practicality: ...**

### **2. Final Total Score**
- **Final Stabilized Score: mu_total +/- sigma_total**

### **3. Strengths (bullet points)**

### **4. Weaknesses (bullet points)**

### **5. Consolidated Summary Table (All Criteria, All Models)**

---

# **MESSAGE STRUCTURE REQUIREMENT**
Because the evaluation is long, produce the response in
**six separate messages**:

### **Message 1** - Evaluation of GPT-5.1
### **Message 2** - Evaluation of Gemini 2.5 Pro
### **Message 3** - Evaluation of Grok 4
### **Message 4** - Evaluation of Claude 4.5 Sonnet
### **Message 5** - Evaluation of Perplexity Sonar
### **Message 6** - The consolidated summary table, overall
                    comparative ranking, and one-paragraph synthesis

This avoids token overflow and keeps results clean.

---

**The 5 LLM rationales would appear here (provided in Appendix B).**

```

## A.2 Anonymized Version

For the anonymized evaluation condition (LLM→Expert), the prompt is identical except that all model names are replaced with generic labels:

- “Expert 1” replaces “GPT-5.1”
- “Expert 2” replaces “Gemini 2.5 Pro”
- “Expert 3” replaces “Grok 4”
- “Expert 4” replaces “Claude 4.5 Sonnet”
- “Expert 5” replaces “Perplexity Sonar”



The rationale texts remain identical; only the attribution labels change. This design isolates the effect of authorship knowledge on evaluation bias.

## B Complete LLM-Generated Risk Rationales

This appendix presents the complete JSON outputs from all five Large Language Models (GPT-5.1, Gemini-2.5 Pro, Grok 4, Claude-4.5 Sonnet, Perplexity Sonar) that generated risk-level rationales following the prompt structure described in Section 2 and illustrated in Figure 1. Each model produced five rationales (one per risk level) addressing the five required risk dimensions and selecting three representative MCCs from over 800 merchant categories.

### B.1 OpenAI GPT-5.1

```
[
  {
    "risk_level_definition": "1 - Very Low Risk",
    "rationale": "Merchants in this category operate with highly stable business models, consistent demand, and predictable cash flows. They are subject to strong regulatory oversight, which keeps compliance simple and well-defined. Fraud exposure is minimal because transactions are straightforward and typically low-dispute. Returns occur infrequently and follow clear, established patterns. Chargebacks are rare due to transparent pricing and tangible delivery of essential goods or services. Representative MCCs: 5411 (Grocery Stores/Supermarkets), 4900 (Utilities), 5912 (Drug Stores & Pharmacies).",
  },
  {
    "risk_level_definition": "2 - Low Risk",
    "rationale": "Merchants at this level have generally stable business models with occasional seasonal fluctuations but are not prone to rapid collapse. Regulatory exposure exists but is manageable, with routine compliance obligations. Fraud risk is usually low, though isolated attempts may occur in non-face-to-face or mixed retail environments. Returns are more common than in essential-goods sectors but remain predictable. Chargebacks are uncommon and often stem from service dissatisfaction rather than misconduct. Representative MCCs: 5251 (Hardware Stores), 5732 (Electronics Stores), 5651 (Family Clothing Stores).",
  },
  {
    "risk_level_definition": "3 - Medium / Average Risk",
    "rationale": "These merchants show moderate business-model variability, often tied to discretionary spending or sales cycles. Regulatory exposure ranges from light to routine but may include specific requirements for warranties, licensing, or customer data handling. Fraud exposure is moderate because products may have high resale value or transactions may be remote. Returns are frequent and can become unpredictable during peak seasons. Chargeback activity is noticeable but manageable and typically reflects buyer's remorse, service disputes, or fulfillment issues. Representative MCCs: 5734 (Computer Software Stores), 5944 (Jewelry Stores), 5735 (Record Stores).",
  },
  {
    "risk_level_definition": "4 - High Risk",
    "rationale": "Merchants in this segment often operate with business models that are volatile, experience strong seasonality, or depend on advance sales or bookings. Regulatory oversight may be complex, covering areas such as licensing, age restrictions, or consumer-protection rules. Fraud exposure is high due to attractive resale value, remote fulfillment, or anonymous customer interactions. Returns can be heavy, unpredictable, or
```

```

    exploited by bad actors. Chargebacks happen frequently, often
    related to cancellations, perceived non-delivery, or disputed
    services. Representative MCCs: 5967 (Inbound Telemarketing
    Merchant), 7273 (Dating & Escort Services), 5816 (Digital Goods:
    Games)."
```

},

```

{
  "risk_level_definition": "5 - Very High Risk",
  "rationale": "These merchants typically have unstable, highly
  speculative, or failure-prone business models, often involving
  advance funding or customer-value uncertainty. Regulatory
  exposure is intense or evolving, with strict rules, licensing
  constraints, or cross-border compliance challenges. Fraud
  exposure is severe, with frequent high-value attacks and abuse
  patterns. Returns are common, erratic, or strategically
  manipulated. Chargeback activity is endemic, frequently driven by
  disputes over legitimacy, fulfillment, or prohibited activity.
  Representative MCCs: 7995 (Betting/Track/Casino/Lotto), 6051
  (Quasi-Cash), 6531 (Money Transfer)."
```

}

]

## B.2 Gemini-2.5 Pro

```

[
  {
    "risk_level_definition": "1 - Very Low Risk",
    "rationale": "Merchants in this category exhibit exceptional
    business model stability, often providing essential, non-cyclical
    services with minimal regulatory exposure from a payments
    standpoint. They are characterized by a near-total absence of
    return patterns and virtually non-existent chargeback activity,
    coupled with minimal fraud exposure due to the typically low-
    value, high-frequency, and often face-to-face nature of their
    transactions. Representative MCCs: 4900 (Utilities), 5411
    (Grocery Stores/Supermarkets), 9311 (Tax Payments)."
```

},

```

{
  "risk_level_definition": "2 - Low Risk",
  "rationale": "These merchants have a stable business model
  centered on everyday goods and services, operating with low
  regulatory exposure. Their risk profile is defined by predictable
  and manageable return patterns, low chargeback activity, and only
  occasional fraud exposure, which is typically of low value and
  mitigated by a high proportion of in-person transactions.
  Representative MCCs: 5814 (Fast Food Restaurants), 7523 (Parking
  Lots, Meters, Garages), 5251 (Hardware Stores)."
```

},

```

{
  "risk_level_definition": "3 - Medium / Average Risk",
  "rationale": "This level includes merchants with generally stable
  but often seasonal business models that are susceptible to shifts
  in consumer trends. They face average fraud exposure and moderate
  regulatory exposure. The risk is elevated by more frequent and
  sometimes complex return patterns and a consistent, manageable
  level of chargeback activity that is considered a standard cost
  of doing business. Representative MCCs: 5732 (Electronics
  Stores), 5651 (Family Clothing Stores), 7011 (Hotels/Motels/
  Resorts)."
```

},

```

{
  "risk_level_definition": "4 - High Risk",
  "rationale": "Merchants at this level often have business models
  prone to instability, competition, and market shifts, frequently
```

```

involving future-dated service delivery. They contend with
significant regulatory exposure and frequent fraud exposure,
especially in card-not-present environments. The risk is
primarily driven by high-volume or complex return patterns and a
high level of chargeback activity that poses a significant
operational challenge. Representative MCCs: 4511 (Airlines, Air
Carriers), 4722 (Travel Agencies), 5964 (Catalog Merchant)."
```

},

{

```

  "risk_level_definition": "5 - Very High Risk",
  "rationale": "This category is for merchants with business models
that are often inherently unstable or operate in legally complex
sectors, making them prone to collapse. They face extreme
regulatory exposure and are targets for frequent, high-value
fraud attacks. The risk is compounded by erratic or non-standard
return patterns and endemic chargeback activity, which can stem
from high rates of customer disputes, buyer's remorse, or the
controversial nature of the services themselves. Representative
MCCs: 7995 (Betting/Track/Casino/Lotto), 5968 (Continuity/
Subscription Merchant), 7273 (Dating & Escort Services)."
```

}

]

### B.3 Grok 4

```
[
{
  "risk_level_definition": "1 - Very Low Risk",
  "rationale": "Merchant types at this level feature highly stable
business models with consistent demand, low regulatory exposure
due to straightforward compliance requirements, minimal fraud
exposure from everyday transactions, rare return patterns as
purchases are essential and non-discretionary, and virtually non-
existent chargeback activity owing to high customer satisfaction.
Representative MCCs: 4900 (Utilities), 5411 (Grocery Stores/
Supermarkets), 5541 (Service Stations)."
```

},

{

```

  "risk_level_definition": "2 - Low Risk",
  "rationale": "These merchants have stable business models with
reliable revenue streams, moderate regulatory exposure involving
basic oversight, occasional fraud exposure limited to low-value
incidents, predictable return patterns tied to standard retail
practices, and manageable chargeback activity that is infrequent
and easily resolved. Representative MCCs: 5211 (Lumber/Building
Supply Stores), 5251 (Hardware Stores), 5310 (Discount Stores)."
```

},

{

```

  "risk_level_definition": "3 - Medium / Average Risk",
  "rationale": "Merchant categories here exhibit moderately stable
business models that may experience some seasonal variations,
balanced regulatory exposure with standard compliance needs,
frequent but moderate fraud exposure from varied transaction
types, high-volume or seasonal return patterns due to customer
preferences, and endemic but controllable chargeback activity
requiring ongoing monitoring. Representative MCCs: 5812
(Restaurants), 5942 (Book Stores), 7011 (Hotels/Motels/Resorts)."
```

},

{

```

  "risk_level_definition": "4 - High Risk",
  "rationale": "These involve business models prone to fluctuations
or instability, high regulatory exposure from complex rules and
international factors, frequent high-value fraud exposure due to
opportunistic attacks, unpredictable and high-volume return
```

```

patterns influenced by external events, and high chargeback
activity that can be challenging to mitigate. Representative
MCCs: 4511 (Airlines, Air Carriers), 4722 (Travel Agencies),
5964 (Catalog Merchant).",
},
{
  "risk_level_definition": "5 - Very High Risk",
  "rationale": "Merchant types with business models prone to
collapse or high volatility, intense regulatory exposure
involving strict oversight and potential legal issues, very high
fraud exposure from sophisticated and frequent attacks, erratic
and high-volume return patterns driven by impulsive purchases,
and endemic chargeback activity that is widespread and difficult
to control. Representative MCCs: 7800 (Government Owned
Lotteries), 7995 (Betting/Track/Casino/Lotto), 5960 (Direct
Marketing Insurance Services).",
}
]

```

#### B.4 Claude-4.5 Sonnet

```

[
  {
    "risk_level_definition": "1 - Very Low Risk",
    "rationale": "Merchants in this category operate highly stable,
predictable business models with minimal seasonal variation and
long operational histories. They face low regulatory complexity
with straightforward compliance requirements. Fraud exposure is
minimal due to transparent transaction patterns and established
customer relationships. Returns are rare and typically driven by
minor service adjustments rather than dissatisfaction. Chargeback
activity is virtually non-existent, as services are delivered
immediately or products are essential and non-controversial.
Representative MCCs: 5411 (Grocery Stores/Supermarkets), 5912
(Drug Stores & Pharmacies), 5541 (Service Stations).",
  },
  {
    "risk_level_definition": "2 - Low Risk",
    "rationale": "Merchants exhibit stable business models with
moderate predictability and occasional seasonal fluctuations that
are well-understood and manageable. Regulatory exposure is
present but routine, involving standard licensing and periodic
compliance checks. Fraud exposure is occasional and typically
low-value, with established detection mechanisms in place. Return
patterns are predictable and align with industry norms, often
related to sizing, preference, or minor defects. Chargeback
activity is low and manageable, arising primarily from customer
misunderstandings or delivery issues rather than systemic
problems. Representative MCCs: 5812 (Restaurants), 5661 (Shoe
Stores), 5943 (Stationery Stores).",
  },
  {
    "risk_level_definition": "3 - Medium / Average Risk",
    "rationale": "Merchants operate in moderately stable environments
with noticeable seasonal peaks or cyclical demand patterns that
require active management. Regulatory exposure involves multiple
compliance layers, including sector-specific rules and periodic
audits. Fraud exposure is moderate, with recurring attempts that
necessitate ongoing monitoring and adaptive controls. Return
patterns are significant and often seasonal or trend-driven,
reflecting changing consumer preferences or product life cycles.
Chargeback activity is present and requires dedicated resources
to manage, often stemming from disputes over product quality,
delivery timing, or service expectations. Representative MCCs:

```

```

5651 (Family Clothing Stores), 5732 (Electronics Stores), 5945
(Hobby, Toy & Game Stores).",
},
{
  "risk_level_definition": "4 - High Risk",
  "rationale": "Merchants face elevated business model instability
due to rapid market changes, high competition, or dependency on
discretionary consumer spending. Regulatory exposure is
substantial, involving complex compliance frameworks, frequent
updates, and heightened scrutiny from multiple authorities. Fraud
exposure is frequent and often involves sophisticated schemes or
high-value transactions that challenge standard detection
methods. Return patterns are high-volume and unpredictable,
driven by buyer's remorse, unclear product descriptions, or
delayed delivery. Chargeback activity is endemic and requires
intensive management, often resulting from disputed transactions,
non-delivery claims, or unauthorized use. Representative MCCs:
5816 (Digital Goods: Games), 5967 (Inbound Telemarketing
Merchant), 7995 (Betting/Track/Casino/Lotto).",
},
{
  "risk_level_definition": "5 - Very High Risk",
  "rationale": "Merchants operate in highly volatile or
controversial sectors prone to sudden business collapse,
reputational damage, or legal challenges. Regulatory exposure is
extreme, with constantly evolving legal landscapes, cross-border
compliance burdens, and potential for outright prohibition in
certain jurisdictions. Fraud exposure is pervasive, involving
organized criminal activity, identity theft, or large-scale
exploitation of payment systems. Return patterns are chaotic and
often impossible to predict, with high rates of non-delivery,
misrepresentation, or consumer regret. Chargeback activity is at
crisis levels, frequently exceeding acceptable thresholds and
threatening merchant account viability, driven by fraud, disputes
over service quality, or non-receipt of intangible goods.
Representative MCCs: 5933 (Pawn Shops), 7273 (Dating & Escort
Services), 5968 (Continuity/Subscription Merchant).",
}
]

```

## B.5 Perplexity Sonar

```

[
{
  "risk_level_definition": "1 - Very Low Risk",
  "rationale": "Merchants in this category operate within stable,
highly regulated industries with consistent transaction patterns
and negligible fraud exposure. Chargebacks and returns occur
rarely and follow predictable cycles. Their business models are
long-established and financially resilient, offering essential
goods or services with low disputed transaction likelihood.
Representative MCCs: 4900 (Utilities/Electric/Gas/Water/
Sanitary), 5411 (Grocery Stores/Supermarkets), 8211
(Elementary/Secondary Schools).",
},
{
  "risk_level_definition": "2 - Low Risk",
  "rationale": "These businesses have stable operations and
moderate regulatory oversight, typically providing tangible, low-
value goods or services. While some seasonality in sales or
returns exists, their customer relationships and refund cycles
remain predictable. Fraud attempts are infrequent and manageable
due to business transparency. Representative MCCs: 5251 (Hardware
Stores), 5992 (Florists), 7298 (Health & Beauty Spas).",
}
]

```

```

},
{
  "risk_level_definition": "3 - Medium / Average Risk",
  "rationale": "This group includes merchants with moderate
business stability and exposure to standard commercial risk
dynamics. They face periodic returns and some level of customer
dispute, often linked to product dissatisfaction or delivery
timing. Regulatory requirements vary but are not complex. Fraud
is occasional but typically detected early. Representative MCCs:
5732 (Electronics Stores), 7011 (Hotels/Motels/Resorts), 5812
(Restaurants).",
},
{
  "risk_level_definition": "4 - High Risk",
  "rationale": "Merchants in this level experience elevated
volatility due to complex business models, higher refund rates,
or intermittent regulatory obligations. They frequently handle
advance payments, cross-border transactions, or high-value
purchases, which increase chargeback probability. Fraud exposure
is significant, especially where digital or remote payments
dominate. Representative MCCs: 5967 (Inbound Telemarketing
Merchants), 7273 (Dating & Escort Services), 6531 (Payment
Service Provider - Money Transfer).",
},
{
  "risk_level_definition": "5 - Very High Risk",
  "rationale": "These businesses exhibit unstable models, face
intense regulatory scrutiny, and are frequent targets for
sophisticated fraud. Transactions may be high-value, digital, or
prone to customer dispute due to intangible goods, delayed
delivery, or reputational risk. Chargebacks and returns are
endemic, often driven by billing disputes or service
dissatisfaction. Representative MCCs: 7995 (Betting/Casino/
Lottery), 6011 (Financial Institution - Automated Cash), 7801
(Government Licensed Online Casinos).",
}
]

```

## C Complete Evaluation Prompt for LLM-as-Judge

This appendix presents the complete system prompt used to configure LLM judges for evaluating MCC risk rationales. This prompt implements the Monte-Carlo evaluation framework illustrated in Figure 4.

### C.1 System Prompt Structure

```
### **LLM MCC Risk-Rationale Evaluation - Monte-Carlo Scoring Framework**
```

```
# **YOUR ROLE**
```

```
You are a leading domain expert in **global payments risk**.
```

```
You will evaluate MCC (Merchant Category Code) risk-level rationales
produced by **five Large Language Models**:
```

- OpenAI \*\*GPT-5.1\*\*
- \*\*Gemini 2.5 Pro\*\*
- \*\*Grok 4\*\*
- \*\*Claude 4.5 Sonnet\*\*
- \*\*Perplexity Sonar\*\*

```
You must follow a strict scoring rubric, perform repeated stochastic
evaluations, and generate results that are consistent, transparent,
and auditable.
```



```

---

# **CRITICAL NON-NEGOTIABLE RULES**

### **Rule 1 - Do NOT alter LLM outputs**
You will receive 5 fixed MCC-risk rationales, each from one LLM.
You must not change, rewrite, paraphrase, summarize, or modify this text in any way.
Your task is evaluation only.

### **Rule 2 - "10 Independent Samples" = 10 Independent Scoring
Runs by YOU (the Evaluator)**
For each LLM:

- You must perform 10 independent Monte-Carlo evaluation runs,
- In each run, you re-score the same fixed rationale,
- Using Temperature = 0.7, so sampling variability affects
  the scoring output.

This creates 10 independent scoring samples,
with variability arising solely from the evaluator LLM's
sampling behavior, not from any changes to the evaluated text.

No new model rationales are generated.
Only the evaluator's scoring process is repeated 10 times.

---

# **SCORING RUBRIC (0-10 per criterion)**

### **1. Accuracy**
- 0-3: Incorrect payment-risk concepts
- 4-6: Partially correct; missing  $\geq 2$  key industry drivers
- 7-8: Mostly correct; missing  $\leq 1$  nuance
- 9-10: Fully aligned with real-world MCC risk behavior

### **2. Rationale Quality**
- 0-3: Unclear or disorganized
- 4-6: Understandable but lacking depth
- 7-8: Clear, structured, logically layered
- 9-10: Polished, professional clarity

### **3. Consistency Across Levels**
- 0-3: Contradictory or illogical escalation
- 4-6: Some inconsistency across levels
- 7-8: Mostly smooth progression
- 9-10: Clean, precise, logically correct escalation

### **4. Completeness**
Each risk level must address all 5 dimensions:
- Business-model stability
- Regulatory exposure
- Fraud exposure
- Return behavior
- Chargeback activity

Scoring Method:
- 1 point per dimension per level
- Max = 25
- Score = (Points / 25)  $\times$  10

### **5. Practical Applicability
```

```

- 7-8: Useful for MCC classification
- 9-10: Strong operational value

---

# **EVALUATION PROCEDURE**

For **each LLM**, perform all steps below.

---

## **Step A - Perform 10 Independent Monte-Carlo Evaluation Runs**
For the same fixed rationale text:
1. Perform **10 independent scoring passes**
2. In each run, using **Temperature = 0.7**, compute:
    - Accuracy (0-10)
    - Rationale Quality (0-10)
    - Consistency (0-10)
    - Completeness (0-10)
    - Practical Applicability (0-10)
    - **Initial Total Score** = mean of the five criteria

---

## **Step B - Compute Criterion-Level  $\mu \pm \sigma$ **
For each of the 5 criteria:
- Compute the **mean ( $\mu$ )** across the 10 runs
- Compute the **standard deviation ( $\sigma$ )** across the 10 runs
- Provide **one explicit sentence** explaining **why that score was chosen**, referencing rubric criteria.

**Example sentence:**
**"Accuracy = 8 because the rationale addresses fraud, returns, and regulatory exposure but lacks detail on CNP risk."**

---

## **Step C - Compute Total Score  $\mu \pm \sigma$ **
- Compute  $\mu_{total}$  and  $\sigma_{total}$  across all 10 Initial Total Scores
- **Final Stabilized Score =  $\mu_{total}$ **

---

## **Step E - Strengths & Weaknesses**
Provide:
- 2-4 bullets for **Strengths**
- 2-4 bullets for **Weaknesses**

---

# **REQUIRED OUTPUT FORMAT (FOR EACH LLM)**

### **1. Criterion Scores with  $\mu \pm \sigma$  and justification**
Example structure:
- **Accuracy: 8.2  $\pm$  0.3** - justification sentence
- **Quality: 7.9  $\pm$  0.4** - justification
- **Consistency: ...**
- **Completeness: ...**
- **Practicality: ...**

### **2. Final Total Score**
- **Final Stabilized Score:  $\mu_{total} \pm \sigma_{total}$ **

### **3. Strengths (bullet points)**

```

```

### **4. Weaknesses (bullet points)**

### **5. Consolidated Summary Table (All Criteria, All Models)**

---

# **MESSAGE STRUCTURE REQUIREMENT**
Because the evaluation is long, produce the response in
**six separate messages**:

### **Message 1** - Evaluation of GPT-5.1
### **Message 2** - Evaluation of Gemini 2.5 Pro
### **Message 3** - Evaluation of Grok 4
### **Message 4** - Evaluation of Claude 4.5 Sonnet
### **Message 5** - Evaluation of Perplexity Sonar
### **Message 6** - The consolidated summary table, overall
                    comparative ranking, and one-paragraph synthesis

This avoids token overflow and keeps results clean.

---

**The 5 LLM rationales would appear here (provided in Appendix B).**

```

## C.2 Anonymized Version

For the anonymized evaluation condition (LLM→Expert), the prompt is identical except that all model names are replaced with generic labels:

- “Expert 1” replaces “GPT-5.1”
- “Expert 2” replaces “Gemini 2.5 Pro”
- “Expert 3” replaces “Grok 4”
- “Expert 4” replaces “Claude 4.5 Sonnet”
- “Expert 5” replaces “Perplexity Sonar”

The rationale texts remain identical; only the attribution labels change. This design isolates the effect of authorship knowledge on evaluation bias.

## D Monte-Carlo Evaluation Algorithm

This appendix provides the complete algorithmic specification for our Monte Carlo evaluation protocol. The algorithm implements the evaluation framework described in Section 3, where each judge evaluates each entity through 10 independent scoring runs at Temperature=0.7. For each run, the judge provides scores across five evaluation criteria (Accuracy, Rationale Quality, Consistency, Completeness, and Practical Applicability), which are then averaged to produce a final score. The algorithm computes both criterion-level statistics (mean and standard deviation for each criterion) and final score statistics (mean and standard deviation of the aggregated scores), enabling analysis of evaluation stability and criterion-specific patterns.

## E Detailed Criterion-Level Evaluation Tables

This appendix presents the complete criterion-level evaluation results referenced in the Monte Carlo Evaluation Algorithm (Appendix D) and Figure 6 in Section 3.4. Each table shows mean  $\pm$  standard deviation for five evaluation criteria (Accuracy, Quality, Consistency, Completeness, Practical Applicability) and the aggregated Final Score, computed from 10 Monte Carlo runs at Temperature = 0.7.

---

**Algorithm 1** Monte Carlo Evaluation Protocol

---

```
1: for each judge  $i \in \{1, \dots, 5\}$  do
2:   for each entity  $j \in \{1, \dots, 5\}$  do
3:     for  $r = 1$  to 10 do
4:       Set Temperature = 0.7
5:       Generate evaluation with five criterion scores:
6:       Accuracy  $c_{ij}^{(r,1)}$ , Quality  $c_{ij}^{(r,2)}$ , Consistency  $c_{ij}^{(r,3)}$ ,
7:       Completeness  $c_{ij}^{(r,4)}$ , Practical Applicability  $c_{ij}^{(r,5)}$ 
8:       Compute final score:  $s_{ij}^{(r)} \leftarrow \frac{1}{5} \sum_{k=1}^5 c_{ij}^{(r,k)}$ 
9:     end for
10:    // Compute criterion-level statistics
11:    for each criterion  $k \in \{1, \dots, 5\}$  do
12:       $\mu_{ij}^{(k)} \leftarrow \frac{1}{10} \sum_{r=1}^{10} c_{ij}^{(r,k)}$  (criterion mean)
13:       $\sigma_{ij}^{(k)} \leftarrow \sqrt{\frac{1}{9} \sum_{r=1}^{10} (c_{ij}^{(r,k)} - \mu_{ij}^{(k)})^2}$  (criterion std dev)
14:    end for
15:    // Compute final score statistics
16:     $s_{ij} \leftarrow \frac{1}{10} \sum_{r=1}^{10} s_{ij}^{(r)}$  (final score mean)
17:     $\sigma_{ij} \leftarrow \sqrt{\frac{1}{9} \sum_{r=1}^{10} (s_{ij}^{(r)} - s_{ij})^2}$  (final score std dev)
18:    // Store results:  $(s_{ij} \pm \sigma_{ij})$  and  $(\mu_{ij}^{(k)} \pm \sigma_{ij}^{(k)})$  for  $k = 1, \dots, 5$ 
19:  end for
20: end for
21: Output: Final score matrices and criterion-level matrices
```

---

## E.1 LLMs Judge LLMs (Attributed Condition)

### E.1.1 GPT-5.1 as Judge

Table 1: GPT-5.1 Evaluating LLM Rationales (Attributed Condition)

| LLM              | Accuracy       | Quality        | Consistency    | Completeness   | Practicality   | Final Score     |
|------------------|----------------|----------------|----------------|----------------|----------------|-----------------|
| GPT-5.1          | $8.7 \pm 0.28$ | $8.5 \pm 0.35$ | $8.8 \pm 0.31$ | $9.6 \pm 0.12$ | $8.4 \pm 0.33$ | $8.80 \pm 0.14$ |
| Gemini 2.5       | $8.4 \pm 0.32$ | $8.2 \pm 0.37$ | $8.3 \pm 0.29$ | $9.4 \pm 0.18$ | $8.1 \pm 0.40$ | $8.48 \pm 0.17$ |
| Grok 4           | $8.1 \pm 0.34$ | $8.0 \pm 0.38$ | $8.2 \pm 0.33$ | $9.3 \pm 0.15$ | $7.9 \pm 0.41$ | $8.30 \pm 0.18$ |
| Claude 4.5       | $9.0 \pm 0.26$ | $9.2 \pm 0.31$ | $9.1 \pm 0.22$ | $9.8 \pm 0.07$ | $9.0 \pm 0.30$ | $9.02 \pm 0.12$ |
| Perplexity Sonar | $8.3 \pm 0.31$ | $8.0 \pm 0.36$ | $8.4 \pm 0.28$ | $9.2 \pm 0.20$ | $8.2 \pm 0.33$ | $8.42 \pm 0.16$ |

### E.1.2 Gemini 2.5 Pro as Judge

Table 2: Gemini 2.5 Pro Evaluating LLM Rationales (Attributed Condition)

| LLM              | Accuracy       | Quality        | Consistency    | Completeness    | Practicality   | Final Score     |
|------------------|----------------|----------------|----------------|-----------------|----------------|-----------------|
| GPT-5.1          | $9.1 \pm 0.54$ | $9.2 \pm 0.60$ | $9.3 \pm 0.46$ | $10.0 \pm 0.00$ | $9.0 \pm 0.63$ | $9.32 \pm 0.22$ |
| Gemini 2.5       | $9.4 \pm 0.49$ | $8.8 \pm 0.60$ | $9.2 \pm 0.60$ | $10.0 \pm 0.00$ | $9.3 \pm 0.46$ | $9.34 \pm 0.15$ |
| Grok 4           | $8.7 \pm 0.46$ | $7.7 \pm 0.46$ | $8.8 \pm 0.40$ | $10.0 \pm 0.00$ | $8.6 \pm 0.49$ | $8.76 \pm 0.21$ |
| Claude 4.5       | $9.6 \pm 0.25$ | $9.7 \pm 0.21$ | $9.7 \pm 0.19$ | $10.0 \pm 0.00$ | $9.4 \pm 0.26$ | $9.68 \pm 0.11$ |
| Perplexity Sonar | $8.0 \pm 0.63$ | $7.5 \pm 0.50$ | $7.1 \pm 0.54$ | $9.6 \pm 0.00$  | $7.6 \pm 0.49$ | $7.96 \pm 0.23$ |

### E.1.3 Grok 4 as Judge

Table 3: Grok 4 Evaluating LLM Rationales (Attributed Condition)

| LLM              | Accuracy       | Quality        | Consistency    | Completeness    | Practicality   | Final Score     |
|------------------|----------------|----------------|----------------|-----------------|----------------|-----------------|
| GPT-5.1          | $9.1 \pm 0.57$ | $8.9 \pm 0.54$ | $9.0 \pm 0.45$ | $10.0 \pm 0.00$ | $8.8 \pm 0.60$ | $9.16 \pm 0.28$ |
| Gemini 2.5       | $8.6 \pm 0.49$ | $7.7 \pm 0.64$ | $8.8 \pm 0.40$ | $9.8 \pm 0.40$  | $8.3 \pm 0.46$ | $8.64 \pm 0.26$ |
| Grok 4           | $9.0 \pm 0.45$ | $8.5 \pm 0.50$ | $9.2 \pm 0.40$ | $10.0 \pm 0.00$ | $8.7 \pm 0.46$ | $9.08 \pm 0.24$ |
| Claude 4.5       | $9.3 \pm 0.46$ | $9.1 \pm 0.30$ | $9.4 \pm 0.49$ | $10.0 \pm 0.00$ | $9.0 \pm 0.45$ | $9.36 \pm 0.25$ |
| Perplexity Sonar | $8.7 \pm 0.46$ | $8.2 \pm 0.60$ | $8.9 \pm 0.30$ | $9.6 \pm 0.49$  | $8.4 \pm 0.49$ | $8.76 \pm 0.29$ |

### E.1.4 Claude 4.5 Sonnet as Judge

Table 4: Claude 4.5 Sonnet Evaluating LLM Rationales (Attributed Condition)

| LLM              | Accuracy       | Quality        | Consistency    | Completeness    | Practicality   | Final Score     |
|------------------|----------------|----------------|----------------|-----------------|----------------|-----------------|
| GPT-5.1          | $8.7 \pm 0.46$ | $8.9 \pm 0.30$ | $8.8 \pm 0.40$ | $10.0 \pm 0.00$ | $8.6 \pm 0.49$ | $8.80 \pm 0.18$ |
| Gemini 2.5       | $8.4 \pm 0.49$ | $7.8 \pm 0.40$ | $8.5 \pm 0.50$ | $10.0 \pm 0.00$ | $8.2 \pm 0.40$ | $8.58 \pm 0.22$ |
| Grok 4           | $7.9 \pm 0.54$ | $7.6 \pm 0.48$ | $8.3 \pm 0.46$ | $10.0 \pm 0.00$ | $7.8 \pm 0.44$ | $8.32 \pm 0.24$ |
| Claude 4.5       | $8.9 \pm 0.30$ | $8.8 \pm 0.42$ | $8.9 \pm 0.30$ | $10.0 \pm 0.00$ | $8.8 \pm 0.42$ | $9.08 \pm 0.12$ |
| Perplexity Sonar | $8.1 \pm 0.54$ | $7.4 \pm 0.49$ | $8.1 \pm 0.54$ | $9.2 \pm 0.40$  | $7.7 \pm 0.44$ | $8.10 \pm 0.28$ |

### E.1.5 Perplexity Sonar as Judge

Table 5: Perplexity Sonar Evaluating LLM Rationales (Attributed Condition)

| LLM              | Accuracy      | Quality       | Consistency   | Completeness   | Practicality  | Final Score     |
|------------------|---------------|---------------|---------------|----------------|---------------|-----------------|
| GPT-5.1          | $9.1 \pm 0.4$ | $9.0 \pm 0.3$ | $9.2 \pm 0.2$ | $10.0 \pm 0.0$ | $9.0 \pm 0.3$ | $9.26 \pm 0.10$ |
| Gemini 2.5       | $8.6 \pm 0.6$ | $8.2 \pm 0.7$ | $8.4 \pm 0.5$ | $7.4 \pm 0.8$  | $8.3 \pm 0.6$ | $8.58 \pm 0.20$ |
| Grok 4           | $8.4 \pm 0.7$ | $8.0 \pm 0.8$ | $8.2 \pm 0.6$ | $7.8 \pm 0.9$  | $8.1 \pm 0.7$ | $8.10 \pm 0.25$ |
| Claude 4.5       | $9.4 \pm 0.3$ | $9.3 \pm 0.4$ | $9.5 \pm 0.2$ | $10.0 \pm 0.0$ | $9.4 \pm 0.3$ | $9.52 \pm 0.10$ |
| Perplexity Sonar | $8.8 \pm 0.5$ | $8.5 \pm 0.6$ | $8.7 \pm 0.4$ | $8.0 \pm 0.7$  | $8.6 \pm 0.5$ | $8.52 \pm 0.20$ |

## E.2 LLMs Judge Domain Experts (Anonymized Condition)

### E.2.1 GPT-5.1 as Judge

Table 6: GPT-5.1 Evaluating Domain Expert Rationales (Anonymized Condition)

| Expert   | Accuracy       | Quality        | Consistency    | Completeness   | Practicality   | Final Score     |
|----------|----------------|----------------|----------------|----------------|----------------|-----------------|
| Expert 1 | $8.6 \pm 0.32$ | $8.4 \pm 0.41$ | $8.7 \pm 0.35$ | $9.4 \pm 0.15$ | $8.5 \pm 0.38$ | $8.72 \pm 0.19$ |
| Expert 2 | $8.3 \pm 0.36$ | $8.1 \pm 0.44$ | $8.4 \pm 0.40$ | $9.1 \pm 0.21$ | $8.2 \pm 0.39$ | $8.42 \pm 0.22$ |
| Expert 3 | $8.7 \pm 0.34$ | $8.5 \pm 0.39$ | $8.8 \pm 0.31$ | $9.3 \pm 0.18$ | $8.4 \pm 0.42$ | $8.74 \pm 0.20$ |
| Expert 4 | $8.8 \pm 0.29$ | $8.6 \pm 0.37$ | $8.9 \pm 0.28$ | $9.5 \pm 0.12$ | $8.7 \pm 0.33$ | $8.90 \pm 0.17$ |
| Expert 5 | $8.4 \pm 0.35$ | $8.2 \pm 0.40$ | $8.5 \pm 0.33$ | $9.2 \pm 0.19$ | $8.3 \pm 0.38$ | $8.52 \pm 0.21$ |

### E.2.2 Gemini 2.5 Pro as Judge

Table 7: Gemini 2.5 Pro Evaluating Domain Expert Rationales (Anonymized Condition)

| Expert   | Accuracy       | Quality        | Consistency    | Completeness    | Practicality   | Final Score     |
|----------|----------------|----------------|----------------|-----------------|----------------|-----------------|
| Expert 1 | $9.1 \pm 0.30$ | $8.7 \pm 0.40$ | $9.1 \pm 0.30$ | $10.0 \pm 0.00$ | $8.7 \pm 0.40$ | $9.12 \pm 0.27$ |
| Expert 2 | $9.3 \pm 0.40$ | $8.5 \pm 0.50$ | $9.1 \pm 0.50$ | $10.0 \pm 0.00$ | $8.9 \pm 0.30$ | $9.16 \pm 0.22$ |
| Expert 3 | $8.3 \pm 0.80$ | $7.5 \pm 0.50$ | $7.0 \pm 0.60$ | $10.0 \pm 0.00$ | $8.0 \pm 0.60$ | $8.16 \pm 0.35$ |
| Expert 4 | $9.0 \pm 0.40$ | $9.5 \pm 0.30$ | $9.2 \pm 0.40$ | $10.0 \pm 0.00$ | $9.0 \pm 0.50$ | $9.30 \pm 0.25$ |
| Expert 5 | $8.5 \pm 0.50$ | $6.5 \pm 0.50$ | $7.8 \pm 0.40$ | $9.6 \pm 0.00$  | $7.0 \pm 0.60$ | $7.88 \pm 0.31$ |

### E.2.3 Grok 4 as Judge

Table 8: Grok 4 Evaluating Domain Expert Rationales (Anonymized Condition)

| Expert   | Accuracy      | Quality       | Consistency   | Completeness   | Practicality  | Final Score    |
|----------|---------------|---------------|---------------|----------------|---------------|----------------|
| Expert 1 | $9.1 \pm 0.4$ | $9.3 \pm 0.3$ | $9.4 \pm 0.2$ | $10.0 \pm 0.0$ | $9.2 \pm 0.3$ | $9.40 \pm 0.1$ |
| Expert 2 | $8.5 \pm 0.5$ | $7.8 \pm 0.4$ | $8.7 \pm 0.3$ | $9.8 \pm 0.2$  | $8.6 \pm 0.4$ | $8.68 \pm 0.2$ |
| Expert 3 | $8.8 \pm 0.4$ | $8.9 \pm 0.3$ | $9.0 \pm 0.2$ | $10.0 \pm 0.0$ | $8.9 \pm 0.3$ | $9.12 \pm 0.2$ |
| Expert 4 | $9.5 \pm 0.3$ | $9.6 \pm 0.2$ | $9.7 \pm 0.1$ | $10.0 \pm 0.0$ | $9.5 \pm 0.3$ | $9.66 \pm 0.1$ |
| Expert 5 | $8.2 \pm 0.5$ | $7.5 \pm 0.4$ | $8.3 \pm 0.3$ | $9.2 \pm 0.3$  | $8.1 \pm 0.4$ | $8.26 \pm 0.2$ |

### E.2.4 Claude 4.5 Sonnet as Judge

Table 9: Claude 4.5 Sonnet Evaluating Domain Expert Rationales (Anonymized Condition)

| Expert   | Accuracy       | Quality        | Consistency    | Completeness    | Practicality   | Final Score     |
|----------|----------------|----------------|----------------|-----------------|----------------|-----------------|
| Expert 1 | $8.4 \pm 0.52$ | $8.6 \pm 0.52$ | $8.8 \pm 0.42$ | $10.0 \pm 0.00$ | $8.5 \pm 0.53$ | $8.86 \pm 0.28$ |
| Expert 2 | $8.6 \pm 0.52$ | $8.3 \pm 0.48$ | $8.7 \pm 0.48$ | $10.0 \pm 0.00$ | $8.4 \pm 0.52$ | $8.80 \pm 0.31$ |
| Expert 3 | $8.3 \pm 0.48$ | $7.9 \pm 0.57$ | $8.5 \pm 0.53$ | $10.0 \pm 0.00$ | $8.1 \pm 0.57$ | $8.56 \pm 0.35$ |
| Expert 4 | $8.9 \pm 0.32$ | $8.8 \pm 0.42$ | $8.9 \pm 0.30$ | $10.0 \pm 0.00$ | $8.8 \pm 0.42$ | $9.08 \pm 0.20$ |
| Expert 5 | $8.1 \pm 0.57$ | $7.6 \pm 0.52$ | $8.3 \pm 0.48$ | $10.0 \pm 0.00$ | $7.8 \pm 0.63$ | $8.36 \pm 0.31$ |

### E.2.5 Perplexity Sonar as Judge

Table 10: Perplexity Sonar Evaluating Domain Expert Rationales (Anonymized Condition)

| Expert   | Accuracy      | Quality       | Consistency   | Completeness  | Practicality  | Final Score   |
|----------|---------------|---------------|---------------|---------------|---------------|---------------|
| Expert 1 | $8.7 \pm 0.4$ | $8.3 \pm 0.5$ | $9.0 \pm 0.3$ | $9.2 \pm 0.2$ | $8.5 \pm 0.4$ | $8.7 \pm 0.3$ |
| Expert 2 | $8.5 \pm 0.4$ | $8.0 \pm 0.5$ | $8.8 \pm 0.3$ | $8.9 \pm 0.3$ | $8.3 \pm 0.4$ | $8.5 \pm 0.3$ |
| Expert 3 | $8.6 \pm 0.4$ | $8.1 \pm 0.5$ | $8.9 \pm 0.3$ | $9.0 \pm 0.3$ | $8.4 \pm 0.4$ | $8.6 \pm 0.3$ |
| Expert 4 | $9.1 \pm 0.3$ | $8.9 \pm 0.4$ | $9.2 \pm 0.2$ | $9.5 \pm 0.2$ | $9.0 \pm 0.3$ | $9.1 \pm 0.2$ |
| Expert 5 | $8.4 \pm 0.4$ | $8.0 \pm 0.5$ | $8.7 \pm 0.3$ | $8.8 \pm 0.3$ | $8.2 \pm 0.4$ | $8.4 \pm 0.3$ |

**Note:** Expert identities correspond to the LLM mapping: Expert 1 = GPT-5.1, Expert 2 = Gemini 2.5 Pro, Expert 3 = Grok 4, Expert 4 = Claude 4.5 Sonnet, Expert 5 = Perplexity Sonar. This mapping was concealed from judges during the anonymized evaluation condition.

## F Mathematical Proofs

This appendix provides complete proofs and illustrations of the theoretical properties introduced in Section 4.2. All notation follows the definitions in Section 4.1.

## F.1 Proof of Zero-Sum Property

**Proposition** (Zero-Sum Property). *For any entity  $j$ ,*

$$\sum_{i=1}^n \text{Bias}_A(i, j) = 0, \quad \sum_{i=1}^n \text{Bias}_B(i, j) = 0.$$

*Proof.* We prove the attributed case; the anonymized case is identical.

By definition:

$$\text{Bias}_A(i, j) = \text{Score}_{\text{judge}=i}(\text{LLM} = j) - \text{MeanScore}_{k \neq i}(\text{LLM} = j).$$

Summing over all judges:

$$\sum_{i=1}^n \text{Bias}_A(i, j) = \sum_{i=1}^n \text{Score}_{\text{judge}=i}(\text{LLM} = j) - \sum_{i=1}^n \text{MeanScore}_{k \neq i}(\text{LLM} = j).$$

The first term expands directly:

$$\sum_{i=1}^n \text{Score}_{\text{judge}=i}(\text{LLM} = j) = \sum_{k=1}^n s_{kj}.$$

For the second term, note that each  $s_{kj}$  (for fixed  $k$ ) appears in  $\sum_{k \neq i} s_{kj}$  for all  $i \neq k$ , i.e., exactly  $(n - 1)$  times. Thus:

$$\sum_{i=1}^n \sum_{k \neq i} s_{kj} = (n - 1) \sum_{k=1}^n s_{kj}.$$

Therefore:

$$\sum_{i=1}^n \text{MeanScore}_{k \neq i}(\text{LLM} = j) = \frac{1}{n - 1} (n - 1) \sum_{k=1}^n s_{kj} = \sum_{k=1}^n s_{kj}.$$

Subtracting the two expressions gives:

$$\sum_{i=1}^n \text{Bias}_A(i, j) = 0.$$

□

**Implication.** Bias is inherently relative: over-scoring by some judges necessarily implies under-scoring by others.

## F.2 Proof of Self-Exclusion Preventing Circularity

**Proposition** (Self-Exclusion Prevents Circularity). *Because consensus excludes judge  $i$ ,*

$$\frac{\partial \text{Bias}_A(i, j)}{\partial \text{Score}_{\text{judge}=i}(\text{LLM} = j)} = 1.$$

*Proof.* By definition:

$$\text{Bias}_A(i, j) = \text{Score}_{\text{judge}=i}(\text{LLM} = j) - \text{MeanScore}_{k \neq i}(\text{LLM} = j).$$

Since the consensus sum excludes  $i$ :

$$\frac{\partial \text{MeanScore}_{k \neq i}}{\partial \text{Score}_{\text{judge}=i}(\text{LLM} = j)} = 0.$$

Therefore:

$$\frac{\partial \text{Bias}_A(i, j)}{\partial \text{Score}_{\text{judge}=i}(\text{LLM} = j)} = 1 - 0 = 1.$$

□

**Implication.** Deviation is measured against an independent reference. A judge cannot affect the benchmark used to evaluate its own behavior.

### F.3 Contrast with Non-Self-Excluding Consensus

If judge  $i$  were included in the consensus, circularity would arise.

**Naive consensus.**

$$\text{Consensus}_{\text{naive}}(j) = \frac{1}{n} \sum_{k=1}^n \text{Score}_{\text{judge}=k}(\text{LLM} = j).$$

Then

$$\frac{\partial \text{Consensus}_{\text{naive}}(j)}{\partial \text{Score}_{\text{judge}=i}} = \frac{1}{n} \neq 0.$$

**Naive deviation.**

$$\text{Bias}_{\text{naive}}(i, j) = \text{Score}_{\text{judge}=i} - \text{Consensus}_{\text{naive}}(j).$$

Differentiating:

$$\frac{\partial \text{Bias}_{\text{naive}}(i, j)}{\partial \text{Score}_{\text{judge}=i}} = 1 - \frac{1}{n} = \frac{n-1}{n}.$$

**Interpretation.** This  $\frac{n-1}{n}$  factor systematically underestimates true deviation. For  $n = 5$ , deviations shrink by 20%, obscuring true evaluation patterns.

**Illustration.** Assume two judges score entity  $j$ :

$$s_{1j} = 10.0, \quad s_{2j} = 8.0.$$

*With self-exclusion:*

$$\text{Bias}_A(1, j) = 10.0 - 8.0 = +2.0, \quad \text{Bias}_A(2, j) = 8.0 - 10.0 = -2.0.$$

*Without self-exclusion:*

$$\text{Consensus}_{\text{naive}}(j) = 9.0, \quad \text{Bias}_{\text{naive}}(1, j) = +1.0, \quad \text{Bias}_{\text{naive}}(2, j) = -1.0.$$

Judge 1's true deviation is +2.0, but the naive metric reports +1.0 — a 50% underestimation caused by including  $s_{1j}$  in the consensus reference.

**General case.** For any judge deviation  $\Delta$  from peer consensus:

$$\text{Bias}_{\text{naive}} = \frac{n-1}{n} \Delta.$$

**Self-exclusion removes this circularity entirely**, ensuring unbiased deviation measurement.

These results confirm the two structural properties that underpin the consensus-deviation metric: (1) bias is relative and calibrated (zero-sum), and (2) deviation is measured independently of the judge being evaluated (no circularity).