

Horizon-LM: A RAM-Centric Architecture for LLM Training

Single-GPU Training of Hundreds-of-Billions Parameter Language Models with Mixed BF16/FP32 Precision

Code: <https://github.com/DLYuanGod/Horizon-LM>

Zhengqing Yuan¹ Lichao Sun² Yanfang (Fanny) Ye¹

¹University of Notre Dame ²Lehigh University

Abstract

The rapid growth of large language models (LLMs) has outpaced the evolution of single-GPU hardware, making model scale increasingly constrained by memory capacity rather than computation. While modern training systems extend GPU memory through distributed parallelism and offloading across CPU and storage tiers, they fundamentally retain a GPU-centric execution paradigm in which GPUs host persistent model replicas and full autograd graphs. As a result, scaling large models remains tightly coupled to multi-GPU clusters, complex distributed runtimes, and unpredictable host memory consumption, creating substantial barriers for node-scale post-training workloads such as instruction tuning, alignment, and domain adaptation. We present **Horizon-LM**, a memory-centric training system that redefines the roles of CPU and GPU for large-model optimization. Horizon-LM treats host memory as the authoritative parameter store and uses GPUs solely as transient compute engines through a CPU-master, GPU-template execution model. By eliminating persistent GPU-resident modules and autograd graphs, employing explicit recomputation with manual gradient propagation, and introducing a pipelined double-buffered execution engine, Horizon-LM decouples model scale from GPU count and bounds memory usage to the theoretical parameter footprint. On a single H200 GPU with 1.5 TB host RAM, Horizon-LM reliably trains models up to 120B parameters. On a standard single A100 machine, Horizon-LM achieves up to 12.2× higher training throughput than DeepSpeed ZeRO-3 with CPU offloading while preserving numerical correctness. Across platforms and scales, Horizon-LM sustains high device utilization and predictable memory growth, demonstrating that host memory, not GPU memory, defines the true feasibility boundary for node-scale large-model training.

1 Introduction

Large language models (LLMs) have achieved tremendous advances in recent years [8, 11, 17, 22, 24], powering a new generation of AI systems ranging from coding copilots [3, 4] and scientific assistants to multimodal [16] and multi-agent frameworks [10, 29]. A consistent empirical finding is that larger models tend to achieve better performance across a wide spectrum of capabilities, including reasoning, generalization, and long-horizon planning [13]. Consequently, training larger foundation models has become a dominant trend, triggering massive investments in computational infrastructure and exposing critical limitations of existing training systems.

Over the past few years, large language models have rapidly evolved from hundred-billion-parameter systems to foundation models approaching or exceeding the trillion-parameter scale [19, 25]. This explosive growth in model capacity has far outpaced the improvement of single-GPU hardware. For example, mainstream data-center accelerators have only increased from 80 GB HBM

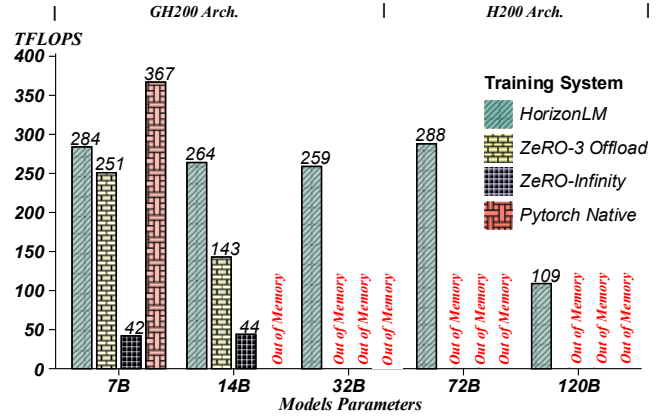


Figure 1: Sustained TFLOPS across model scales on a single GH200 (Qwen2.5 for 7B-32B) and H200 (Qwen2.5 72B and GPT-oss 120B). HorizonLM remains efficient while offloading baselines become GPU memory-bound.

on A100 GPUs [18] to under 180 GB on B200 [14], representing a modest growth in per-device memory capacity. At the same time, the economic cost of scaling via GPUs has risen sharply. Individual high-end accelerators now cost on the order of \$60,000 [23], and fully populated multi-GPU servers can exceed \$510,000 [1], making large-scale GPU clusters increasingly expensive to acquire and operate. Moreover, recent surveys of U.S. universities indicate that **among 167 institutions, only two universities achieve an average availability of more than one H100 GPU per student** [7], highlighting the extreme scarcity and centralization of large-scale GPU resources. As a result, the prevailing approach to large-model training, scaling out through massive GPU parallelism, faces growing memory, cost, and accessibility barriers.

At the same time, the center of innovation is shifting beyond pre-training toward post-training regimes, including instruction tuning, alignment, domain adaptation, and agent specialization [15, 26]. Modern AI systems increasingly rely on repeatedly adapting large pretrained models to new tasks, tools, and interaction protocols [9]. Unlike trillion-parameter pretraining, these workloads are comparatively lightweight in computation and, in principle, could be performed on a single node [31]. But fine-tuning or aligning existing models requires loading full model parameters and optimizer states into memory, rendering hundred-billion-parameter models inaccessible on commodity systems [30]. This creates a fundamental mismatch: while LLM development is transitioning toward memory-bound, node-scale post-training, existing training systems remain optimized for compute-bound, cluster-scale pretraining [20, 28].

As a result, data scientists and application developers are effectively prevented from experimenting with and customizing the most capable foundation models.

Recent large-model training systems have converged on offloading-based designs, exemplified by DeepSpeed ZeRO [19] and ZeRO-Infinity [20], which extend GPU memory by dynamically migrating model states across GPU, CPU, and storage tiers. These approaches substantially increase effective capacity and have enabled trillion-parameter training at cluster scale. However, they fundamentally preserve a GPU-centric training paradigm: GPUs remain the owners of long-lived model replicas and full autograd graphs, while CPU and NVMe serve only as auxiliary spill buffers.

This design choice imposes fundamental structural limitations. 1) First, as long as model execution is anchored to persistent GPU-resident modules and full autograd graphs, large-model training inherently requires multi-GPU clusters and complex distributed orchestration [12]. Offloading can alleviate memory pressure, but it does not change the training unit: parameters must still be repeatedly gathered onto GPUs to instantiate long-lived model replicas. Consequently, large-model training remains intrinsically tied to multi-GPU execution and cannot operate in a truly node-scale regime. 2) Second, GPU-centric offloading frameworks do not transform host memory into a true parameter store [33]. Instead, CPU memory is repurposed as a distributed runtime heap that simultaneously holds partitioned parameters, optimizer states, gradients, communication buffers, and autograd metadata. As a result, host memory consumption is governed not only by model size, but by the complexity of the training runtime itself, making memory usage difficult to control, predict, or scale linearly with model capacity. 3) Third, because model execution, gradient propagation, and memory management are all entangled within the distributed training runtime, existing systems fundamentally lack the ability to bound and structure memory usage [5]. Even with abundant host memory, offloading frameworks cannot reliably exploit it as a clean capacity resource, and frequently encounter host-side memory exhaustion when scaling to hundred-billion-parameter models on a single GPU.

We therefore present **Horizon-LM**, a memory-centric large-model training system that redefines the roles of CPU and GPU in the training pipeline. Horizon-LM treats host memory as the primary parameter store and uses GPUs only as transient compute engines, enabling hundred-billion-parameter models to be trained and adapted on a single GPU with large host memory. 1) First, to eliminate the dependence on persistent GPU-resident models and full autograd graphs, Horizon-LM adopts a CPU-master, GPU-template execution model. All model parameters and optimizer states reside exclusively in host memory, while GPUs host only lightweight, reusable layer templates. During training, parameters are streamed into GPU buffers on demand, used for computation, and immediately released, removing the need for long-lived GPU model replicas and fundamentally breaking the coupling between model scale and GPU count. 2) Second, to transform host memory into a true parameter store rather than a distributed runtime heap, Horizon-LM employs explicit execution and gradient propagation. Instead of constructing full training graphs, Horizon-LM performs block-wise recomputation and manual gradient propagation, with tightly controlled buffer lifecycles and bounded memory

pools. This design makes host memory usage predictable, model-dominated, and largely independent of training-system complexity. 3) Third, to fully exploit large host memory while maintaining high device utilization, Horizon-LM introduces a pipelined, double-buffered GPU execution engine. Horizon-LM overlaps parameter prefetching, computation, and gradient offloading across multiple CUDA streams, enabling continuous GPU execution while keeping memory footprints bounded. This allows Horizon-LM to efficiently operate in a node-scale regime and reliably support hundred-billion-parameter post-training workloads on a single GPU.

In our evaluation, we demonstrate that Horizon-LM can train models up to 120B parameter scale on a single H200 GPU equipped with 1.5TB RAM, a regime that existing offloading-based systems fail to reliably support. Furthermore, at regular singal A100 machine, Horizon-LM achieves up to 12.2× higher training throughput than DeepSpeed ZeRO-3 with CPU offloading, while better final solutions. Moreover, Horizon-LM sustains high and stable training throughput across a wide range of model scales.

2 Background and Related Work

2.1 GPU-Centric Distributed Training Paradigm

Modern large language model (LLM) training is dominated by a GPU-centric paradigm in which GPUs own the executable model, construct and traverse the autograd graph, and drive synchronous weight updates. To scale, systems compose data, tensor, and pipeline parallelism so that each GPU process maintains a persistent (replicated or sharded) parameter set and executes forward/backward on local microbatches with frequent collectives. Representative frameworks, including Megatron-style model parallelism [21], DeepSpeed [19, 27], and PyTorch FSDP [33], differ in sharding and communication strategies but share the same ownership model: parameters must be materialized on GPUs (replicated or all-gathered), activations are produced and consumed on GPUs, and the runtime is tightly coupled to CUDA memory management and synchronization. Consequently, much of the systems literature focuses on improving the efficiency and reliability of cluster-scale GPU training (e.g., optimized collectives and scheduling), while techniques such as activation checkpointing reduce memory pressure without altering this fundamental GPU-resident execution model.

2.2 Memory Extension via Offloading Frameworks

To address the GPU memory bottleneck in large-model training, a class of systems has emerged that extend effective device memory by offloading model states across the GPU–CPU–storage hierarchy. Classic examples include ZeRO-Offload and ZeRO-Infinity in DeepSpeed [19, 20], Offloading in FSDP [33] and Gemini in ColossalAI [6], which migrate parameters and optimizer states between GPU memory, host RAM, and NVMe to increase trainable scale. Recent work continues in this space: for example, TERAIO generalizes lifetime-aware tensor offloading across SSDs to better overlap migration with computation and reduce offloading overhead [32], and other heterogeneous resource-aware caching and migration schemes further optimize memory tier usage for LLM training [2]. These frameworks enable training of models far beyond native GPU

memory, and increasingly exploit CPU and storage tiers to alleviate device pressure. Despite their effectiveness, these approaches fundamentally preserve the GPU-centric execution model: GPUs still host the executable module and full autograd graphs, and parameters must be repeatedly gathered on device for forward and backward passes.

3 Design Challenges

3.1 Memory Requirement

Horizon-LM targets a node-scale regime in which modern post-training workloads increasingly operate on 7B–70B models, and structurally extend to hundred-billion-parameter scales, by treating host memory as the sole persistent parameter store. Under this regime, feasibility is fundamentally determined by two structural conditions: (i) host memory must scale linearly with model size under mixed-precision training, and (ii) GPU memory must be bounded by the maximum per-layer footprint rather than total model size.

Mixed-precision host memory model. Horizon-LM adopts a mixed-precision layout in which model parameters and gradients are stored in BF16, while optimizer states are maintained in FP32 on the host. This layout matches the execution model of our system, which uses BF16 CPU-resident parameters and gradients together with FP32 Adam moments. Let P denote the total number of model parameters. Let $B_\theta=2$ bytes for BF16 weights, $B_g=2$ bytes for BF16 gradients, and $B_m=8$ bytes for FP32 Adam optimizer states (first and second moments). The minimum host memory required to sustain training is therefore:

$$M_{\text{CPU}}^{\min} \geq P \cdot (B_\theta + B_g + B_m) = 12P \text{ bytes.} \quad (1)$$

This bound already implies terabyte-scale host memory requirements. For example, a 100B-parameter model requires at least 1.2 TB of host memory for persistent states alone, while a 300B-parameter model exceeds 3.6 TB, excluding dataset buffers and runtime overheads. Consequently, in the target regime, host memory provisioning—not GPU memory—becomes the primary capacity constraint.

Host memory must be a clean, model-proportional resource. In existing GPU-centric offloading systems, host memory is repurposed as a distributed runtime heap that simultaneously holds partitioned parameters, optimizer states, gradients, communication buffers, and autograd metadata. As a result, host memory consumption depends not only on model size, but also on runtime complexity, communication patterns, and graph structure, making it difficult to predict, bound, or reliably provision memory at the terabyte scale.

In contrast, Horizon-LM requires host memory to behave as a *structured parameter store*. Beyond persistent model and optimizer states, host memory contains only a small, fixed-capacity set of pinned slabs for staging and gradient return. Thus, host memory consumption follows:

$$M_{\text{CPU}} \approx P \cdot (B_\theta + B_g + B_m) + S_{\text{slab}} + O(P_{\max}), \quad (2)$$

where S_{slab} denotes bounded pinned-memory pools and P_{\max} is the maximum parameter size of any single layer. This makes host memory usage predictable, model-dominated, and linearly scalable with P .

GPU memory must be bounded by per-layer footprint. Under Horizon-LM’s execution model, the GPU never hosts a persistent model replica. Let P_i denote the parameter size of layer i in bytes, and define $P_{\max} = \max_i P_i$. Let A_{\max} denote the maximum activation and operator workspace required by any single layer, and let K be the activation checkpoint interval. A streaming execution engine must satisfy a depth-independent bound of the form:

$$M_{\text{GPU}} \leq c_p \cdot P_{\max} + c_a \cdot K \cdot A_{\max} + W_{\text{GPU}}, \quad (3)$$

where c_p captures constant-factor buffering (e.g., double buffering for prefetch and execution), c_a captures checkpoint storage, and W_{GPU} denotes bounded operator workspaces. In Horizon-LM, this bound is realized by a constant number of reusable GPU layer templates, double-buffered streaming parameter buffers, and a bounded set of activation checkpoints. Crucially, Eq. 3 is independent of total model depth and total parameter count.

Width-sensitive feasibility. For Transformer models, total parameters scale as $P = \Theta(n_l h^2)$, while the largest per-layer footprint scales as $P_{\max} = \Theta(h^2)$, where n_l is depth and h is hidden size. Therefore, single-GPU feasibility is governed not by total model size P , but by whether the widest layer fits within the bounded GPU budget. This decoupling enables arbitrarily deep models to be trained so long as their maximum-width layer can be streamed and executed.

Implication. Node-scale hundred-billion-parameter training requires simultaneously enforcing: (i) a mixed-precision, model proportional host memory layout (Eq. 1–2), and (ii) a strictly bounded, layer-centric GPU footprint (Eq. 3). Meeting these invariants is non-trivial and directly motivates Horizon-LM’s CPU-master parameter store, explicit execution model, and streaming-oriented design.

3.2 Bandwidth and Streaming Requirement

While memory capacity determines whether node-scale training is *feasible*, sustained performance is governed by whether the CPU–GPU interconnect can support the required *streaming bandwidth*. Under Horizon-LM’s CPU-master execution model, every layer execution induces explicit host–device transfers of parameters and gradients. As a result, training throughput is fundamentally constrained by whether data movement can be overlapped with computation to avoid a bandwidth wall.

Streaming volume per iteration. For a model with total parameter size P bytes, each training iteration necessarily streams parameters from host to device and gradients back from device to host. Ignoring minor constants, the irreducible data movement per iteration is

$$V_{\text{H2D}} \approx P, \quad V_{\text{D2H}} \approx P, \quad (4)$$

corresponding to one forward parameter stream and one backward gradient return. Thus, even with perfect scheduling, the system must sustain an aggregate streaming volume of approximately $2P$ bytes per iteration across the CPU–GPU boundary.

Bandwidth feasibility condition. Let B_{pcie} denote the effective bidirectional bandwidth between host memory and the GPU (e.g., PCIe 5.0 or NVLink-C2C), and let T_{comp} denote the total device compute time per iteration. To avoid becoming transfer-bound, Horizon-LM must satisfy

$$\max\left(\frac{V_{\text{H2D}}}{B_{\text{pcie}}}, \frac{V_{\text{D2H}}}{B_{\text{pcie}}}\right) \lesssim T_{\text{comp}}, \quad (5)$$

so that parameter prefetching and gradient offloading can be fully hidden behind GPU execution. Violating this condition directly degrades throughput, regardless of available GPU compute.

Layer-level streaming, not monolithic transfers. Crucially, Horizon-LM does not move P bytes as a bulk transfer. Instead, streaming is decomposed at layer granularity. For layer i with parameter size P_i , the transfer time $\frac{P_i}{B_{\text{pcie}}}$ must be overlapped with the execution of neighboring layers. Therefore, feasibility is governed by a stronger, local condition:

$$\frac{P_i}{B_{\text{pcie}}} \lesssim T_{i-1}^{\text{comp}} \quad \text{or} \quad T_i^{\text{comp}}, \quad (6)$$

meaning that the prefetch of layer i can be hidden under the computation of layer $i-1$ (or symmetrically, gradient offloading under later layers). This transforms the problem from total model size to the relationship between *per-layer width* and per-layer compute intensity.

Width-sensitive bandwidth pressure. For Transformer models, both per-layer parameters and per-layer compute scale as $\Theta(h^2)$, where h is the hidden size. As a result, wider layers increase not only P_{max} (affecting GPU feasibility, Eq. 3), but also the streaming pressure on the CPU–GPU interconnect. Node-scale training is viable only when the widest layers exhibit sufficient arithmetic intensity to amortize their transfer cost. This directly motivates a design in which: (i) transfers are strictly layer-scoped and contiguous, (ii) execution is aggressively pipelined, and (iii) copy and compute are fully decoupled.

Implication. Meeting the memory invariants alone is insufficient. A practical node-scale training system must transform large, synchronous parameter movement into a fine-grained, overlapped streaming pipeline. This requires explicit orchestration of prefetch, execution, and offload at the layer level, as well as architectural support for multi-stream concurrency. These requirements directly motivate Horizon-LM’s double-buffered streaming engine and multi-stream execution model, described in Section 3.7.

3.3 Execution and Scheduling Requirement

Meeting the memory and bandwidth conditions alone is insufficient. Even if host memory can accommodate all model states and the CPU–GPU interconnect can sustain the required streaming rate, existing training runtimes fundamentally fail to operate in a node-scale regime because their *execution models* remain GPU-centric and graph-bound. To support hundred-billion-parameter training on a single GPU, the training system must satisfy a new set of execution and scheduling requirements.

Global autograd graphs are structurally incompatible with node-scale streaming. Modern deep learning frameworks construct a monolithic autograd graph that implicitly binds together forward execution, activation retention, gradient propagation, and memory allocation. This design assumes that parameters, activations, and optimizer states are long-lived GPU-resident objects. When parameters are streamed and evicted layer by layer, however, the global graph abstraction collapses: intermediate activations cannot be retained arbitrarily, parameter tensors do not persist across backward execution, and gradient flows must be reconstructed

dynamically. As a result, graph-based runtimes inevitably introduce hidden GPU state, uncontrolled host allocations, and depth-proportional memory growth, violating both the bounded-GPU and structured-host-memory invariants.

Execution must be explicit, block-scoped, and recomputation-aware. In a streaming regime, the system must precisely control *what* executes, *when* it executes, and *what state is materialized*. This requires replacing implicit graph execution with an explicit execution model that: (i) decomposes training into deterministic forward, recomputation, and local backward phases, (ii) scopes all device-resident state to blocks of bounded size, and (iii) releases parameters and activations immediately after use. Backward propagation can no longer rely on stored activation graphs and must instead be orchestrated as a sequence of block-level recomputations followed by local gradient evaluation.

Scheduling must be dataflow-driven rather than graph-driven. Without a global training graph, the runtime must elevate scheduling to a first-class system responsibility. The system must explicitly orchestrate: (i) parameter prefetch from host memory, (ii) binding of streamed parameters to executable operators, (iii) forward execution and selective checkpointing, (iv) recomputation boundaries during backward, and (v) immediate gradient offloading. These operations form a fine-grained streaming dataflow that cannot be expressed or optimized within conventional graph runtimes. Correctness and performance therefore hinge on an explicit scheduler that enforces precise ordering, dependency tracking, and buffer lifetime management.

Overlap-aware multi-stream execution is mandatory. Because every layer induces unavoidable data transfers, a node-scale training system must guarantee that copy and compute are continuously overlapped. This requires a scheduling substrate that can concurrently drive: (i) host-to-device prefetch for future layers, (ii) compute on the current layer, and (iii) device-to-host gradient offload for completed layers. The scheduler must maintain multiple in-flight layers, resolve hazards across streams, and prevent structural bubbles that would serialize execution.

Deterministic memory and execution invariants. Finally, the execution model must enforce by construction that: (i) GPU memory remains bounded by per-layer footprints and checkpoint intervals, (ii) host memory remains dominated by persistent model state rather than runtime artifacts, and (iii) execution order and gradient flows remain deterministic and reproducible. These properties cannot be retrofitted onto existing training runtimes; they require an execution architecture designed around streaming from the outset.

Implication. Supporting node-scale hundred-billion-parameter training therefore requires rethinking training execution itself. The system must abandon global training graphs in favor of an explicit, block-wise, scheduler-driven execution model that treats parameter movement, recomputation, and gradient propagation as first-class operations. This requirement directly motivates Horizon-LM’s CPU-controlled execution engine, streaming schedulers, and multi-stream pipeline, described in Sections 3.6 and 3.7.

Horizon-LM targets modern post-training workloads—such as instruction tuning and domain adaptation—where the primary bottleneck has shifted from cluster-scale throughput to node-scale memory capacity. In these regimes, the dominant constraint is the ability to materialize hundred-billion-parameter models and their

associated optimizer states. Traditional training systems fundamentally couple model scale to GPU count by requiring persistent, device-resident replicas and monolithic autograd graphs.

Horizon-LM breaks this coupling by elevating host memory to a first-class parameter store and redefining GPUs as transient compute engines. By restructuring training as a memory-centric streaming process, Horizon-LM enables large-scale model training on a single node. The design is guided by two core objectives: achieving depth-independent memory scalability and sustaining high training throughput under a continuous streaming regime.

3.4 Design Principles

To realize a node-scale training system for ultra-large models, Horizon-LM adheres to the following three architectural principles:

P1: Decoupling Capacity from Device Count via Host-First Ownership. Horizon-LM establishes host memory as the only authoritative repository for all persistent training states, including model parameters, optimizer states, and accumulated gradients. By eliminating persistent GPU-resident replicas and distributed ownership, model capacity is bounded by the host’s large memory capacity rather than individual device memory. GPUs serve only as execution caches that transiently materialize parameters at layer granularity.

P2: Bounded GPU Footprint via Explicit Block-wise Execution. The system replaces conventional monolithic autograd graphs with an explicit execution model. Training is orchestrated as a sequence of block-wise operations, forward computation, selective checkpointing, and localized recomputation. This ensures that GPU memory consumption is determined solely by the width of the largest layer and the chosen checkpoint interval, rendering the device footprint invariant to total model depth.

P3: Throughput-Oriented Streaming Pipeline. Horizon-LM treats parameter movement as a first-class citizen. It structures training as a continuous streaming pipeline that aggressively overlaps asynchronous DMA transfers (prefetching and offloading) with GPU computation. Throughput is maintained by explicitly scheduling these operations across multiple hardware streams, effectively hiding the latency of the CPU–GPU boundary.

3.5 Training Abstraction: CPU-Master, GPU-Cache

Horizon-LM introduces a *CPU-master, GPU-cache* execution model, shifting the training paradigm from GPU-centric persistence to host-centric streaming. Unlike conventional systems that treat GPUs as long-lived model owners, Horizon-LM assigns asymmetric roles to the two resources.

CPU as the Authoritative Store. All persistent training states, model weights (θ), optimizer states (m, v), and accumulated gradients (G), reside exclusively in host memory. The CPU acts as the authoritative master, performing all optimizer updates directly on host-resident tensors. Parameters are transiently projected to the GPU only during active computation and are evicted immediately thereafter.

GPU as a Transient Execution Cache. The GPU is redefined as a compute engine with a stateless *layer template pool*. Rather than

materializing a full model, the GPU caches only the minimal parameters and activations required for the current layer’s execution. By dynamically binding streamed weights to reusable templates, the system ensures that the device footprint remains proportional to the layer width, effectively decoupling it from the total model depth L .

Graph-less Explicit Execution. To avoid the memory explosion of monolithic autograd graphs, Horizon-LM employs a scheduler-driven execution model. It replaces the framework-managed global graph with an explicit sequence of streaming, checkpointing, and localized recomputation. This provides deterministic memory usage and precise control over tensor lifetimes, ensuring that GPU memory consumption follows:

$$M_{\text{GPU}} = O(P_{\text{max}} + K \cdot A_{\text{max}})$$

where P_{max} and A_{max} are the maximum parameter and activation sizes per layer, and K is the checkpoint interval.

3.6 End-to-End Execution Workflow

Horizon-LM decomposes each training iteration into three structured phases that operate within strictly bounded device memory. By orchestrating parameter residency and activation lifetimes, the runtime avoids the memory overhead of a global autograd graph.

1. Forward Streaming and Anchoring. The forward pass proceeds layer-by-layer. For each layer i , parameters θ_i are streamed into the GPU and bound to a template to compute activation h_i . To enforce a constant activation footprint, Horizon-LM retains only sparse checkpoints (every K -th layer) while immediately evicting intermediate activations and parameters. The phase concludes with *loss anchoring*, where the initial gradient g_L is computed and the output head gradients are offloaded to host memory.

2. Block-wise Local Recomputation. Backward propagation is executed in reverse block-wise order. For each block of K layers, the system loads the nearest checkpoint from host memory and performs a localized forward pass to reconstruct intermediate activations. This "just-in-time" reconstruction allows the system to generate necessary gradients without maintaining the full model’s activation state on the GPU.

3. Streaming Local Backward and Evacuation. Within each recomputed block, Horizon-LM executes local backward steps. As parameters for each layer are streamed in, the system computes both the activation gradient g_{i-1} and parameter gradient $\nabla \theta_i$. Crucially, $\nabla \theta_i$ is immediately *evacuated* to host memory. After the final layer of the block is processed, all transient tensors are released, ensuring that the GPU residency is never proportional to model depth.

Throughout this workflow, all authoritative states remain in host memory. Optimizer updates are applied directly to the CPU-resident tensors, keeping the GPU exclusively as a transient compute engine.

3.7 System Architecture

Figure 2 illustrates the architectural decomposition of Horizon-LM into two distinct domains: the *CPU Master Domain* for persistent state ownership and the *GPU Execution Domain* for transient computation.

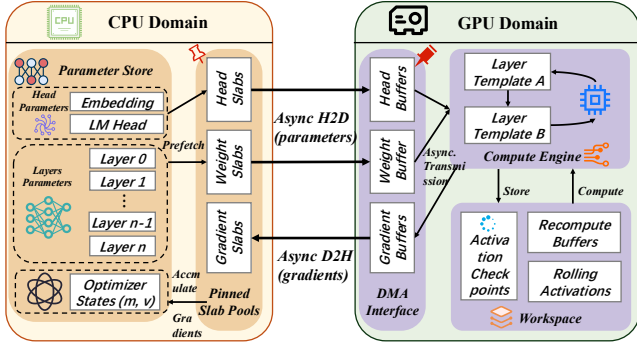


Figure 2: HorizonLM architecture: CPU acts as the parameter store while GPUs execute transient layer templates via asynchronous parameter streaming and gradient offloading.

3.7.1 CPU Domain: Authoritative Parameter Store. The CPU domain acts as the system’s control plane and authoritative repository. It consists of:

- **Structured Parameter Store:** Maintains all long-lived states (parameters, gradients, and optimizer moments). Tensors are organized in a layer-contiguous layout to facilitate high-throughput sequential access.
- **Execution Control Plane:** A scheduler that issues a structured sequence of execution primitives (StreamIn, Bind, Compute, Offload). It orchestrates the lifecycle of every tensor without relying on a persistent framework-managed graph.
- **Staging Slabs:** Fixed-capacity, page-locked staging areas that mediate all cross-domain data movement, ensuring stable host memory usage and preventing fragmentation.

3.7.2 GPU Domain: Transient Execution Cache. The GPU domain is a stateless execution engine. It holds no persistent model state; all device-resident data are transient and drawn from bounded memory regions:

- **Streaming Buffers:** Device-side staging areas for asynchronous parameter ingestion and gradient evacuation. These buffers are managed as circular caches to overlap transfer with computation.
- **Layer Template Pool:** A set of reusable operator structures (e.g., Attention, MLP). Parameters from the streaming buffers are dynamically bound to these templates for execution and released immediately thereafter.
- **Execution Workspace:** A strictly partitioned memory region for rolling activations, sparse checkpoints, and recomputation buffers. The lifetime of each region is explicitly controlled by the CPU master.

3.7.3 Architectural Invariants. The architecture enforces two structural invariants that define its scalability:

1. Bounded GPU Footprint. GPU memory consumption is determined solely by the width of the widest layer (P_{\max}, A_{\max}) and the checkpoint interval K :

$$M_{\text{GPU}} = O(P_{\max} + K \cdot A_{\max})$$

This bound is invariant to total model depth L , enabling the training of arbitrarily deep models on a single device.

Algorithm 1: Horizon-LM End-to-End Execution Workflow (Single Training Step)

Input: Input batch x , parameters $\{\theta_i\}_{i=1}^L$ in host memory, checkpoint interval K

Output: Updated parameters $\{\theta_i\}$

Streaming forward:

$h_0 \text{ compiler} = \text{Embed}(x)$;

for $i \leftarrow 1$ **to** L **do**

$\theta_i \leftarrow \text{StreamIn}(i)$; // host \rightarrow device

$h_i \leftarrow f_i(h_{i-1}; \theta_i)$;

if $i \bmod K = 0$ **then**

 Checkpoint(h_i)

 Release(θ_i) ;

Loss anchoring:

$\ell \leftarrow \mathcal{L}(h_L)$;

$g_L \leftarrow \partial \ell / \partial h_L$;

$\nabla \theta_{\text{head}} \leftarrow \text{BackwardHead}(\ell)$;

Offload($\nabla \theta_{\text{head}}$) ;

Block-wise backward:

$b \leftarrow \lfloor L/K \rfloor$;

while $b \geq 0$ **do**

$h_{bK} \leftarrow \text{LoadCheckpoint}(bK)$;

$\{h_j\}_{j=bK}^{(b+1)K} \leftarrow \text{RecomputeBlock}(h_{bK})$;

$i \leftarrow (b+1)K$;

while $i \geq bK + 1$ **do**

$\theta_i \leftarrow \text{StreamIn}(i)$;

$(g_{i-1}, \nabla \theta_i) \leftarrow \text{LocalBackward}(f_i, h_{i-1}, g_i; \theta_i)$;

 Offload($\nabla \theta_i$) ;

 Release(θ_i) ;

$g_i \leftarrow g_{i-1}$;

$i \leftarrow i - 1$;

$b \leftarrow b - 1$;

2. Model-Proportional Host Memory. Host memory scales linearly with total model size and remains independent of transient runtime structures:

$$M_{\text{CPU}} \approx \sum_i P_i + M_{\text{opt}} + O(P_{\max})$$

By decoupling capacity from residency, Horizon-LM shifts the scaling bottleneck from scarce GPU memory to abundant host memory.

4 System Design

Figure 3 summarizes the end-to-end pipelined execution of Horizon-LM across CPU memory, pinned slabs, and GPU streams. We use it as a roadmap for the rest of this section, detailing (i) the CPU parameter store design, (ii) explicit block-wise execution, (iii) the GPU streaming engine, (iv) double buffering and multi-stream scheduling, and (v) the memory pool design.

4.1 CPU Parameter Store Design

Horizon-LM treats host memory not merely as a secondary storage tier, but as the authoritative execution master. To support billion-parameter models on a single node, we design the CPU parameter store to maximize PCIe throughput and minimize host-side orchestration overhead.

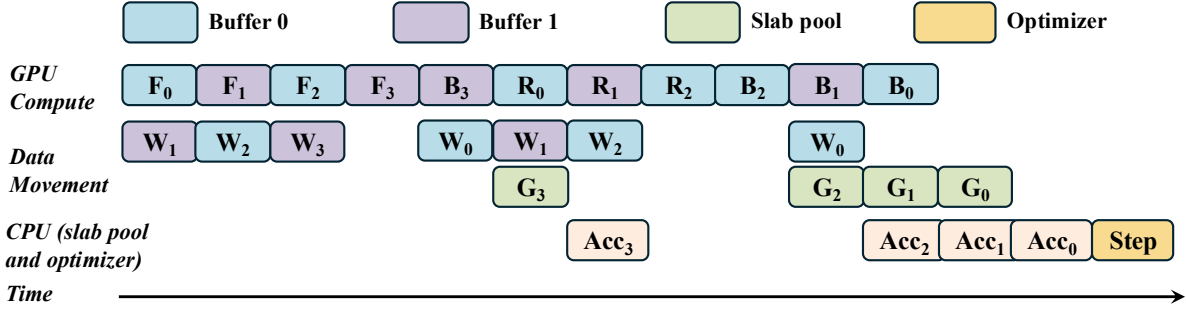


Figure 3: End-to-end pipelined execution of Horizon-LM across compute, data movement, and CPU optimization.

Layer-Contiguous Memory Tiling. Conventional frameworks often manage tensors as fragmented objects scattered across the heap. This fragmentation forces the system to issue numerous small-granularity DMA requests, each incurring kernel launch overhead and PCIe transaction tail-latency. To address this, Horizon-LM implements *Layer-Contiguous Tiling*. For each Transformer layer i , all associated states, including BF16 weights (θ_i), BF16 gradients ($\nabla\theta_i$), and FP32 Adam moments (m_i, v_i), are packed into a single, monolithic memory block. As shown in Algorithm 1 (Lines 5 and 23), this layout ensures that the StreamIn primitive can satisfy a layer’s residency transition with a single, large-burst DMA transfer, saturating the PCIe bus bandwidth. Furthermore, these tiles are aligned to 4KB page boundaries to facilitate zero-copy pinned staging.

Pinned Slab Recycling. A significant challenge in node-scale training is that pinning the entire model’s parameters would exhaust host physical memory and OS page table resources. Horizon-LM employs a fixed-capacity *Pinned Slab Pool* that acts as a staging area for the streaming engine. Instead of pinning the total model L , we only pin a small number of “active” slabs. During the StreamIn phase, a dedicated CPU worker thread performs a JIT (Just-In-Time) copy from the pageable layer-contiguous store to a pinned slab. By double-buffering these slabs, we ensure that while the GPU executes layer i , the CPU is already packing and pinning layer $i + 1$ (the loop-ahead logic in Alg. 1, Line 4). This approach keeps the host-side pinning overhead constant ($O(P_{\max})$) regardless of model depth.

Authoritative CPU-Side Optimizer. In our “CPU-master” model, the GPU is strictly a forward/backward engine, while the CPU is the sole optimizer. Once the Offload primitive materializes $\nabla\theta_i$ in host memory (Alg. 1, Line 26), the CPU-side optimizer immediately applies the Adam update to the FP32 moments and BF16 weights in the parameter store. This design yields two primary benefits:

- (1) **Memory Decoupling:** It eliminates the need for FP32 optimizer states on the GPU, saving approximately 12 bytes of device memory per parameter.
- (2) **Latency Hiding:** Optimizer updates are executed asynchronously by host threads, effectively interleaving the weight update of layer i with the gradient computation of layer $i - 1$ (the backward loop in Alg. 1, Lines 21–30).

Structural Aliasing for Tied Weights. To support models with tied embeddings, Horizon-LM maintains a *Virtual-to-Physical* mapping. Both the embedding and LM head (Alg. 1, Lines 2 and 12)

point to the same physical memory tile in the CPU store. The execution controller tracks the “readiness” of this shared tile; once the head gradients are processed and the optimizer updates the shared parameters, the embedding is automatically marked as ready for the subsequent iteration’s StreamIn, ensuring numerical consistency without redundant storage or synchronization barriers.

4.2 Explicit Execution Mechanisms

Horizon-LM replaces the implicit memory management of conventional runtimes with an *explicit execution model*. As visualized in the pipelined schedule of Figure 3, the system orchestrates training as a deterministic sequence of compute and data movement primitives to decouple device capacity from model scale.

Pipelined Forward Streaming. During the forward pass (Alg. 1, Lines 4–9), the system utilizes a double-buffered mechanism for weight prefetching. As shown in Figure 3, while the GPU compute stream executes layer F_1 using Buffer 0, the data movement stream concurrently fetches weights W_2 into Buffer 1. This Stream-Bind-Compute cycle ensures that parameter ingestion is completely overlapped with execution. Upon the completion of each layer, the Release primitive (Line 9) immediately frees the corresponding buffer, keeping the parameter footprint strictly bounded.

Sparse Checkpointing and Block-wise Recomputation. To bound activation memory, the scheduler invokes the Checkpoint primitive (Line 7) at a fixed interval K . In the backward phase of Figure 3, the system operates on blocks in reverse order. For a given block, the system first triggers a recomputation sequence (R_0, R_1, R_2) to reconstruct intermediate activations from the nearest checkpoint h_{bK} (Line 18). These recomputed states are transiently stored in a bounded workspace and are consumed by the subsequent local backward kernels (B_2, B_1, B_0).

Localized Backward and Gradient Evacuation. Within each recomputed block, Horizon-LM executes LocalBackward (Line 24) to produce activation gradients and parameter gradients. A critical design feature shown in Figure 3 is the immediate evacuation of gradients G_i to the Slab pool. As soon as B_3 completes, the gradient-transfer stream initiates the offload of G_3 , while the compute stream simultaneously proceeds to the recomputation R_0 . This asynchronous offloading prevents gradient state from occupying precious GPU workspace.

Asynchronous CPU-Side Accumulation and Optimization. The CPU domain acts as an active participant in the pipeline rather than a passive store. As gradients are materialized in the pinned slabs,

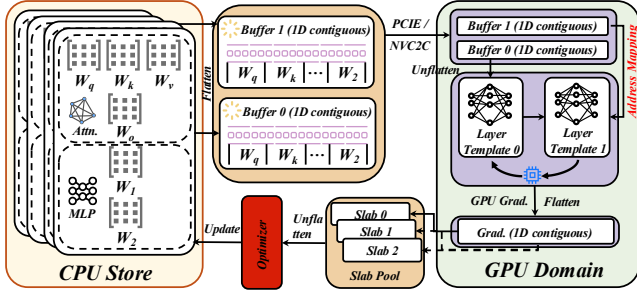


Figure 4: Double-buffer streaming and slab-based gradient

CPU worker threads initiate the Acc (Accumulation) and optimizer logic (Alg. 1, Line 33). As depicted at the end of the Figure 3 timeline, the Step phase (optimizer update) occurs directly on host memory. By the time the next iteration’s forward pass F_0 begins, the updated parameters have been synchronized, completing the "CPU-master, GPU-cache" loop without ever requiring a persistent global training graph.

4.3 GPU Streaming Engine

The GPU domain functions as a transient execution cache, engineered to maximize throughput via a "just-in-time" parameter supply chain. As depicted in the Data Movement lane of Figure 3, the engine provides high-bandwidth ingestion and evacuation while maintaining a stateless device profile.

Flat-Buffer Streaming and Zero-Copy View. To minimize the overhead of hundreds of individual CUDA API calls, Horizon-LM employs a *flat-buffer ingestion* strategy. For each layer i , the CPU packs all constituent tensors into a single contiguous pinned buffer (the W_i blocks in Figure 3). The StreamIn primitive (Alg. 1, Line 5) issues a single asynchronous H2D copy. Upon arrival in the GPU’s Buffer 0/1, the engine performs a *zero-copy unflattening*: it creates tensor "views" that point directly into the flat buffer’s offsets. This avoids repeated GPU-side memory allocations and ensures that parameter materialization occurs at near-line-rate PCIe speeds.

Stateless Template Binding. Horizon-LM decouples the layer’s mathematical structure from its physical data through a *stateless template pool*. Each template (e.g., Template A/B in Figure 2) encapsulates the CUDA kernels for Attention and MLP blocks but possesses no persistent weight pointers. Before execution, the Bind primitive dynamically maps the views from the streaming buffer to the template’s input slots. As visualized in the alternating colors of Figure 3, this "ping-pong" binding allows F_1 to execute on Template A while W_2 is being bound to Template B, eliminating the latency of weight preparation from the critical path. **Asynchronous Gradient Evacuation.** Gradients are treated as "perishable" transient states that must be evacuated to prevent device memory bloat. Once the LocalBackward primitive (Alg. 1, Line 24) generates $\nabla\theta_i$, the engine immediately flattens these gradients and issues a D2H transfer to the CPU’s *gradient slabs* (the G_i blocks in Figure 3). By utilizing a dedicated gradient-transfer stream (detailed in Section 4.4), this evacuation overlaps with the compute stream’s next recomputation or backward kernel (R_j or B_j). This ensures that the long-lived accumulation of gradients (Acc) occurs entirely within the CPU domain, keeping the GPU footprint invariant to model scale.

Memory-Mapped Workspace Management. To further reduce runtime jitter, all transient workspaces for recomputation (R_i in Figure 3) and local activations are pre-allocated and memory-mapped at initialization. The engine manages these as a stack-like structure: the RecomputeBlock primitive (Alg. 1, Line 18) pushes recomputed states onto this workspace, which are then popped and released by the LocalBackward primitive. This explicit lifecycle management guarantees that GPU memory fragmentation is zero, providing the deterministic M_{GPU} bound established in Section 3.7.

4.4 Double Buffering and Multi-stream Scheduling

To saturate the PCIe bandwidth and maximize GPU utilization, Horizon-LM implements a multi-stream pipeline that aggressively overlaps data movement with computation. As visualized in Figure 3, the system orchestrates three concurrent hardware streams mediated by a hierarchy of CUDA events.

Weight Double-Buffering. To eliminate the latency of parameter ingestion (W_i), Horizon-LM maintains two sets of staging buffers in both the CPU and GPU domains. This enables a "ping-pong" prefetching strategy: while the *compute stream* executes layer F_i using Buffer 0, the *weight-transfer stream* concurrently packs and streams layer W_{i+1} into Buffer 1. As shown in Figure 3, this overlapping ensures that the GPU compute units never stall for parameters, effectively converting a sequential execution into a steady-state streaming pipeline.

Multi-Stream Orchestration. Horizon-LM separates execution into three dedicated CUDA streams to avoid false dependencies and global device synchronizations:

- **Compute Stream (S_{comp}):** Responsible for executing the Compute, RecomputeBlock, and LocalBackward primitives (Alg. 1, Lines 6, 18, and 24).
- **Weight-Transfer Stream (S_{H2D}):** Orchestrates asynchronous H2D copies of parameters θ_i (the W_i blocks in Figure 3).
- **Gradient-Transfer Stream (S_{D2H}):** Manages the immediate evacuation of gradients $\nabla\theta_i$ to host-side gradient slabs (the G_i blocks in Figure 3).

Event-Driven Synchronization. The coordination across these streams is governed by a lightweight event-driven protocol rather than heavy-weight host-side barriers:

- (1) **Weights-Ready Event:** Recorded by S_{H2D} after W_i completes; S_{comp} waits on this event before invoking the Bind primitive for layer i .
- (2) **Backward-Done Event:** Recorded by S_{comp} after the local gradient $\nabla\theta_i$ is materialized; this triggers S_{D2H} to initiate the evacuation G_i .
- (3) **Buffer-Free Event:** Recorded by S_{D2H} after the gradient offload is finished. The S_{H2D} stream must wait for this event before reusing the corresponding buffer for the next iteration’s weight prefetch (Alg. 1, Line 26).

Asynchronous Gradient Evacuation. The separation of S_{D2H} from the compute stream is critical for maintaining throughput during the backward pass. As shown in Figure 3, the evacuation of G_3 occurs in parallel with the recomputation R_0 and R_1 . By treating the gradient return as a background task, Horizon-LM prevents

the PCIe D2H latency from leaking into the critical path of the backward recomputation, ensuring that the GPU’s floating-point throughput is limited only by the slower of the compute kernel or the H2D parameter bandwidth.

4.5 Memory Pool and Resource Partitioning

The efficiency of a streaming execution model is contingent upon predictable memory behavior. Horizon-LM treats memory management as an explicit system interface, where all temporary storage is provisioned at initialization to eliminate runtime allocation overhead and fragmentation.

Static Host-Side Staging. To sustain the S_{H2D} and S_{D2H} streams without exhaustive pinning, Horizon-LM partitions host memory into fixed-size regions. First, two *pinned staging buffers* (Buffer 0/1 in Figure 3) are allocated to facilitate weight prefetching. This ensures the host-side pinning footprint remains invariant to model depth L . Second, a *slab pool* (the green blocks in Figure 3) manages gradient returns. Slabs are recycled only after the CPU-side accumulation (Acc) completes, providing a back-pressure mechanism that prevents gradient offloading from overrunning host memory. **Deterministic GPU Execution Cache.** The GPU domain is partitioned into a set of functional workspaces with strictly controlled lifetimes:

- **Streaming Buffers:** Dedicated buffers for the `StreamIn` primitive, sized to the maximum layer parameter volume P_{\max} .
- **Activation Stack:** A pre-allocated workspace for rolling activations and recomputation blocks. By managing this as a stack rather than a heap, Horizon-LM avoids the fragmentation common in long-running training sessions.
- **Checkpoint Anchors:** A dedicated region for every K -th activation h_{bK} , which remains resident only until the corresponding block-wise backward pass is completed.

Eliminating Runtime Jitter. Beyond reducing allocator latency, this pooling strategy is critical for the robustness of the pipelined schedule shown in Figure 3. By using pre-allocated, reusable buffers, Horizon-LM eliminates "bubbles" in the pipeline caused by dynamic memory allocation or garbage collection. This architectural choice ensures that the system maintains a constant, high-throughput steady state, even when training hundred-billion-parameter models at the limit of the device’s capacity.

5 Implementation

Horizon-LM is implemented as a high-performance training runtime leveraging PyTorch and CUDA. While the core logic resides in Python for flexibility, we offload critical path operations—such as batched parameter movement and SIMD-accelerated optimization to C++ and CUDA extensions.

5.1 Authoritative Parameter Storage and Layout

To eliminate the overhead of thousands of small PCIe transfers, Horizon-LM enforces a **Flat-Tensor Layout**. During initialization, we extract the metadata (shape, numel) of all transformer layers and allocate two types of host-side memory:

- **Master Store:** Model parameters and FP32 Adam moments are stored in non-pinned host memory to maximize capacity.

- **Pinned Staging Buffers:** We allocate two fixed-size page-locked (pinned) buffers, each exactly matching the size of the largest transformer layer (P_{\max}). These buffers act as the H2D/D2H gateway, ensuring that all DMA transfers achieve near-peak PCIe bandwidth (e.g., $\sim 26\text{GB/s}$ on PCIe Gen4 x16).

5.2 Asynchronous Multi-Stream Pipeline

The heart of Horizon-LM is an event-driven scheduler that manages three concurrent CUDA streams: `ComputeStream`, `WeightStream`, and `GradStream`.

The Double-Buffering Handshake. To prevent the GPU from idling during parameter ingestion, we implement a ping-pong buffer protocol. As shown in Algorithm 1, while `ComputeStream` executes layer i using `GPU_Buffer[0]`, `WeightStream` concurrently packs layer $i + 1$ into the pinned host buffer and issues an asynchronous `cudaMemcpyAsync` to `GPU_Buffer[1]`. We utilize `torch.cuda.Event` to enforce fine-grained dependencies: the compute stream waits on `weight_ready_event[i+1]` and records a `buffer_busy_event` to prevent the prefetcher from overwriting active weights.

K-Slab Gradient Offloading. A naive gradient return would block the compute stream. Horizon-LM introduces a **Categorized Gradient Slab Pool** consisting of K pinned host memory "slabs" (default $K = 12$). When a layer’s local backward pass completes, `GradStream` immediately issues a D2H transfer to an available slab. This decouples GPU memory release from CPU optimization. A dedicated background CPU thread monitors these slabs using `Event.synchronize()`, unflattening and accumulating them into the master store using OpenMP-parallelized kernels.

5.3 SIMD-Accelerated CPU Optimization

Updating a 100B+ model on the CPU is a major bottleneck. We integrate the DeepSpeed CPUAdam engine, which utilizes **AVX-512 SIMD instructions** to parallelize the AdamW update. By binding the optimizer threads to the NUMA node physically closest to the GPU’s PCIe root complex, we minimize UPI/QPI hop latency. In our tests, this reduces the "Optimizer Wall" from minutes to seconds, allowing optimization to be partially overlapped with the subsequent iteration’s data loading.

5.4 Memory-Centric Correctness and Robustness

Weight Tying. For models tied Embedding and LM-Head, we implement *aliased synchronization*. If the LM-Head and Embedding weights are tied, the system records the underlying `data_ptr`. During the H2D sync phase, only one transfer is issued, and the pointers on the GPU are re-mapped to the same device memory address to prevent divergence.

Fragmentation Control. We use the `expandable_segments` flag in the PyTorch allocator to prevent virtual memory fragmentation during recomputation. By explicitly calling `record_stream` on all transient buffers, we ensure that the allocator does not reclaim memory still in flight within the `GradStream`, avoiding silent data corruption.

Table 1: Model configurations used in experiments.

Model	Total Params	Layers	Hidden Size	FFN Size
Qwen2.5-7B	7B	28	3584	18944
Qwen2.5-14B	14B	48	5120	13824
Qwen2.5-32B	32B	64	5120	27648
Qwen2.5-72B	72B	80	8192	29568
GPT-OSS-120B (MoE)	120B	36	2880*12(expert)	2880*12(expert)

5.5 Kernel-Level Optimizations

To further reduce Python’s dispatch overhead (which can exceed 10% of step time), we developed a C++ extension for **Batched Parameter Binding**. This extension uses a single CUDA kernel to map the flattened GPU staging buffer back to the layer’s named parameters (e.g., `q_proj`, `k_proj`) via pointer manipulation, replacing hundreds of individual `copy_` calls with a single metadata update.

6 Evaluation

6.1 Experimental Setup

GH200 System. GH200 System are conducted on the GH200 Grace–Hopper nodes. Each node contains four GH200 superchips, where each superchip integrates a 72-core Grace ARM CPU one NVIDIA H100 GPU with 96 GB HBM3 memory, connected through NVLink-C2C with a peak bidirectional bandwidth of approximately 900 GB/s. For evaluation, we intentionally restrict Horizon-LM to a single GH200 superchip, using only one H100 GPU and approximately 500 GB of host memory from the local Grace CPU. This setup reflects a realistic HPC usage scenario: on shared supercomputing systems, GPUs are commonly allocated at single-device granularity, and users frequently share nodes rather than reserving all GPUs. Moreover, HPC allocations and queue policies are typically governed by GPU-hours, making jobs that require 2-4 GPUs significantly harder to schedule and more expensive in allocation cost than single-GPU jobs. By design, Horizon-LM operates entirely within this single-GPU regime, demonstrating that hundred-billion-parameter training can be achieved without requiring multi-GPU reservations, thereby substantially improving practical schedulability and accessibility on production HPC systems.

H200 System. We additionally evaluate Horizon-LM on an 1 NVIDIA H200 SXM node equipped with 1 Intel Xeon Platinum 8558 CPUs (96 cores total) and 1.5 TB of system RAM. H200 GPU providing 141 GB HBM3e memory and connected to the host via PCIe Gen4.

A100 System. We further evaluate Horizon-LM on a commodity PCIe-based server equipped with an Intel Xeon Platinum 8273CL processor, 600 GB of host memory, and a single NVIDIA A100 GPU (80 GB HBM2e) connected via PCIe Gen4. This setup represents a widely available datacenter configuration that Horizon-LM does not depend on NVLink-class interconnects and remains effective in conventional PCIe environments where host memory is abundant but GPU memory is limited.

Dataset. We evaluate model accuracy on the *MetaMathQA* benchmark, a large-scale mathematical reasoning dataset comprising approximately 395,000 English math problem–answer pairs. MetaMathQA is constructed via data augmentation techniques over base reasoning benchmarks such as GSM8K and MATH, producing

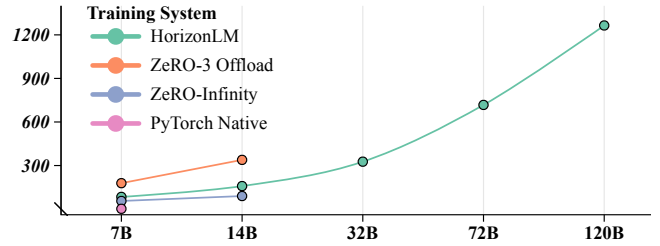


Figure 5: Host (CPU) memory footprint versus model scale across training systems.

diverse multi-step math word problems with deterministic ground-truth answers. In our experiments, we randomly divide the dataset into **70% training** (approximately 276,500 samples) and **30% testing** (approximately 118,500 samples). We report *exact-match accuracy*, defined as whether the model’s final predicted answer exactly matches the reference answer for each problem.

6.2 Feasibility Boundary

All experiments in this subsection are conducted on two representative single-GPU platforms to illustrate how the feasibility boundary shifts with available host memory capacity. Models from 7B to 32B parameters are evaluated on a GH200 system, while larger models from 72B to 120B are evaluated on an H200 system equipped with 1.5 TB host RAM.

Host Memory as the True Scaling Boundary. The line plot in Figure 5 reports the host memory footprint required to train models of increasing scale under different training systems. A clear trend emerges: while ZeRO-3 Offload, ZeRO-Infinity, and PyTorch Native all exhibit rapidly increasing host memory consumption as model size grows, **HorizonLM** maintains a significantly flatter growth curve. From 7B to 120B parameters, competing systems show near-exponential growth in CPU memory demand due to redundant parameter staging, fragmented tensor storage, and optimizer state replication across offload buffers. In contrast, HorizonLM’s flat-tensor layout and authoritative CPU master storage ensure that memory growth is strictly proportional to the theoretical parameter footprint, without auxiliary duplication. This result highlights a critical feasibility boundary: for large models, *host memory capacity*, rather than GPU memory, becomes the primary limiting factor for single-device training. Existing offloading systems cross this boundary rapidly beyond 30B parameters, while HorizonLM remains well within practical limits even at 120B scale.

Compute Efficiency and Sustained TFLOPS. The Figure 1 reports sustained training throughput in TFLOPS across two architectures (GH200 and H200). At small scales (7B), PyTorch Native achieves high peak throughput due to full GPU residency, but this advantage collapses once models exceed GPU memory capacity. ZeRO-3 and ZeRO-Infinity suffer from substantial PCIe synchronization overhead and fragmented transfers, leading to severe degradation in sustained compute. HorizonLM, however, maintains consistently high TFLOPS across all scales. On GH200, HorizonLM sustains 284 TFLOPS at 7B, 264 TFLOPS at 14B, and remains above 250 TFLOPS even at 32B. On H200, the system continues scaling to 72B and 120B while preserving high utilization. This stability arises from

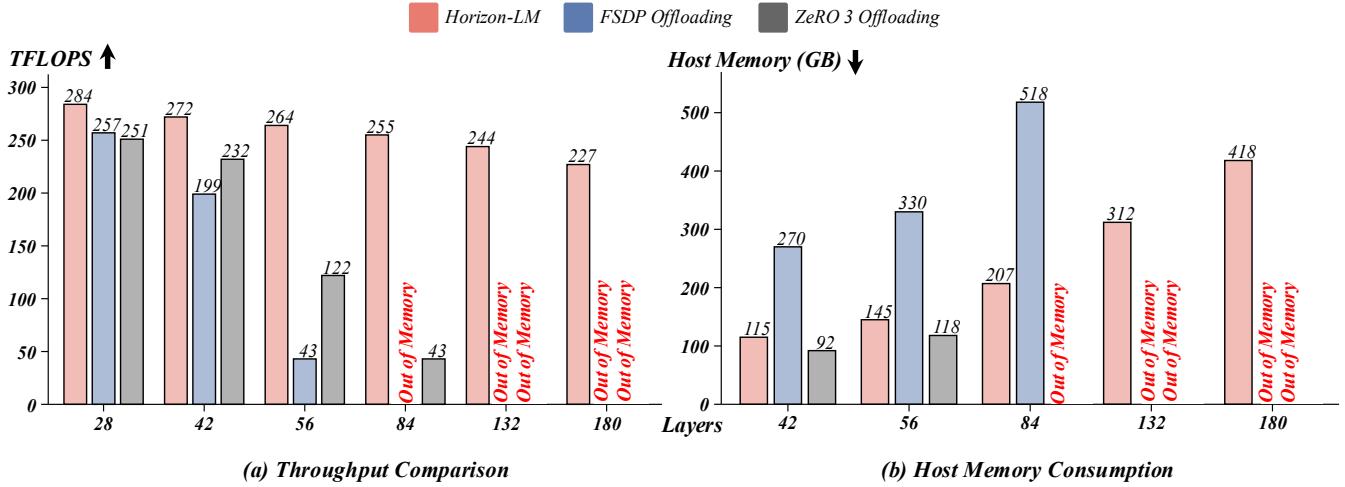


Figure 6: Depth scalability with fixed model width (hidden and FFN) size.

Table 2: Final accuracy comparison across systems at 7B and 14B scales.

System	7B Accuracy (%)	14B Accuracy (%)
Baseline	33.47	37.58
ZeRO-3 Offload	88.93	92.41
ZeRO-Infinity	88.97	92.36
PyTorch Native	88.91	-
Ours	88.99	92.52

two design properties: (1) large contiguous DMA transfers enabled by pinned staging buffers, and (2) overlap between compute and weight prefetch through double buffering and stream execution.

Correctness Preservation at Scale. Table 2 shows that HorizonLM matches the numerical accuracy of standard full-GPU training and ZeRO-based baselines at both 7B and 14B scales. The negligible difference in accuracy confirms that HorizonLM’s explicit recompute and CPU-master design do not introduce numerical drift or optimization instability. This validates that the system’s memory and compute advantages do not trade off training correctness.

6.3 Depth Scalability Results.

All experiments in this subsection are conducted on the GH200 system. Table 3 and Figure (a)–(b) evaluate how training systems behave when *model depth* increases while **hidden size and GPU memory allocation remain strictly constant** (3.83 GB). This setting isolates the systems capability to handle increasing parameter counts purely through depth scaling, without granting additional GPU memory. Such a setup directly stresses the memory orchestration, parameter movement, and recomputation efficiency of each system.

Throughput under increasing depth. As shown in Figure 6(a), Horizon-LM maintains remarkably stable throughput as depth increases from 28 to 180 layers. The throughput only decreases from 284 TFLOPS to 227 TFLOPS, a modest **20.1%** drop despite the model growing from 10.9B to 43.0B parameters (a **3.95×** increase in size). In contrast, both ZeRO-3 Offloading and FSDP Offloading exhibit

Table 3: Depth Scalability Configs

Layers	Parameters (B)	Hidden Size	GPU Alloc (GB)
28	7.62	3584	3.83
42	10.88	3584	3.83
56	14.14	3584	3.83
84	20.67	3584	3.83
132	31.85	3584	3.83
180	43.04	3584	3.83

severe throughput collapse as depth increases: At 42 layers, Horizon-LM is already **1.37×** faster than FSDP (272 vs. 199 TFLOPS) and **1.17×** faster than ZeRO-3 (272 vs. 232 TFLOPS). At 56 layers, FSDP throughput drops catastrophically to 43 TFLOPS, making Horizon-LM **6.14×** faster (264 vs. 43). At 84 layers, ZeRO-3 degrades to 43 TFLOPS, where Horizon-LM becomes **5.93×** faster (255 vs. 43), while FSDP already runs out of memory. Beyond 84 layers, both baselines encounter OOM, whereas Horizon-LM continues to scale to 132 and 180 layers with stable throughput. This demonstrates that existing offloading systems suffer from depth-induced communication and memory scheduling bottlenecks, where parameter movement and recomputation overhead grow superlinearly with depth.

Host memory behavior. Figure 6(b) further reveals the host memory cost of enabling deeper models. At 42 layers, FSDP consumes 270 GB host memory and ZeRO-3 uses 92 GB, compared to only **115 GB** for Horizon-LM. At 56 layers, Horizon-LM uses 145 GB, while FSDP increases to 330 GB (**2.28×** higher). At 84 layers, FSDP reaches 518 GB host memory before OOM, which is **2.50×** higher than Horizon-LM (207 GB). At 132 and 180 layers, both baselines OOM due to host memory exhaustion, while Horizon-LM continues operating at 312 GB and 418 GB respectively.

6.4 Width Scalability Results.

Table 4 and Figure 7 evaluate scalability when *model width* (hidden and FFN dimensions) increases while keeping the number of layers fixed. Unlike the depth experiment where GPU allocation remains constant, width scaling directly increases per-layer tensor

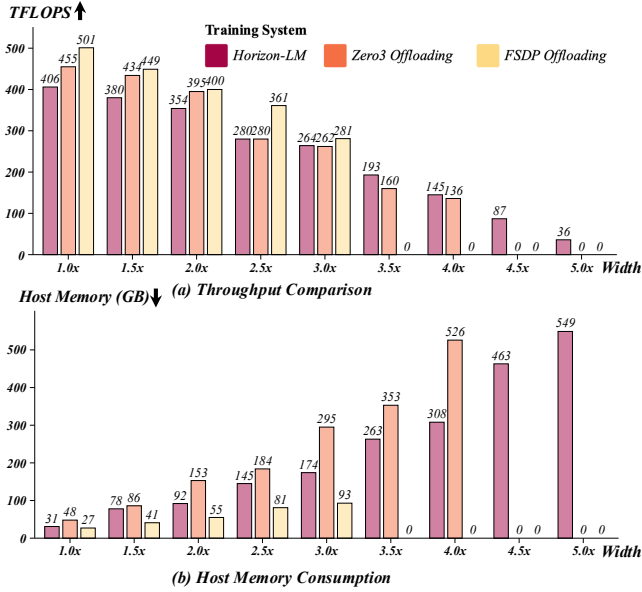


Figure 7: Width scalability with fixed model layers

Table 4: Width Scalability Config (Layers = 4)

Width Scale	Hidden Size	FFN Size	GPU Alloc (GB)
1.0x	3584	18944	3.83
1.5x	5376	28416	7.01
2.0x	7168	37888	11.07
2.5x	8960	47360	15.99
3.0x	10752	56832	21.78
3.5x	12544	66304	28.44
4.0x	14336	75776	35.97
4.5x	16128	85248	44.36
5.0x	17920	94720	53.62

sizes and therefore stresses GPU memory bandwidth, activation footprint, and parameter transfer volume. This experiment exposes a fundamentally different bottleneck compared to depth scaling.

Throughput degradation with width. All experiments in this subsection are conducted on the GH200 system. As shown in Figure 7(a), all systems experience throughput reduction as width increases due to the quadratic growth of matrix multiplications. However, the *rate of degradation* differs substantially. From 1.0x to 3.0x width, Horizon-LM drops from 406 to 264 TFLOPS (35.0% decrease). Over the same range, ZeRO-3 drops from 455 to 262 TFLOPS (42.4% decrease). FSDP drops from 501 to 281 TFLOPS (43.9% decrease).

Although Horizon-LM starts slightly lower at small width (406 vs. 501 TFLOPS), its degradation curve is noticeably flatter. At 3.5x width, ZeRO-3 already falls to 160 TFLOPS while Horizon-LM sustains 193 TFLOPS, making it 1.21x faster. At 4.0x, ZeRO-3 further drops to 136 TFLOPS, where Horizon-LM is 1.07x faster. Beyond 4.0x, both ZeRO-3 and FSDP encounter OOM due to GPU and host memory pressure, while Horizon-LM continues to operate up to 5.0x width.

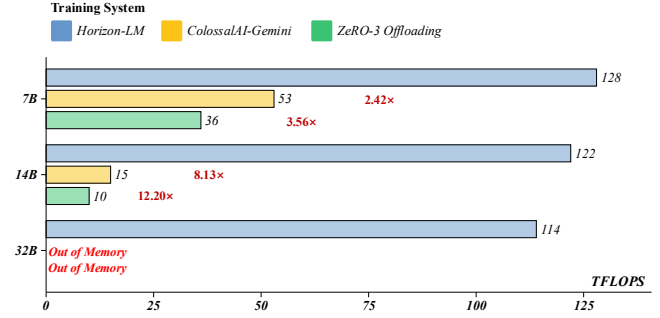


Figure 8: Performance comparison on a single A100 PCIe system.

Host memory growth under width scaling. Figure 7(b) shows that width scaling shifts pressure heavily toward host memory due to the increased size of parameter slabs and activation staging buffers. At 3.0x width, Horizon-LM uses 174 GB host memory, compared to 295 GB for ZeRO-3 (1.69x higher). At 3.5x, ZeRO-3 reaches 353 GB while Horizon-LM uses 263 GB (1.34x higher). At 4.0x, ZeRO-3 explodes to 526 GB and fails shortly after, while Horizon-LM remains at 308 GB. FSDP shows lower host memory at small widths but fails early (after 3.0x) due to GPU memory fragmentation and activation pressure.

6.5 Verification on Different Devices

To demonstrate that the advantages of Horizon-LM are not tied to a specific hardware platform, we conduct an additional verification study on a single NVIDIA A100 (80GB, PCIe Gen4) system under an x86 CPU architecture. On this platform, we re-implement and carefully tune two representative offloading baselines: ColossalAI-Gemini and ZeRO-3 CPU Offloading. Both baselines are configured following their official recommendations and adapted to the same software environment to ensure fairness.

Figure 8 reports the achieved TFLOPS for 7B, 14B, and 32B models. Even on this different hardware stack, Horizon-LM consistently outperforms both baselines: At 7B, Horizon-LM reaches 128 TFLOPS, compared to 53 TFLOPS for Gemini and 36 TFLOPS for ZeRO-3, achieving 2.42x and 3.56x speedup respectively. At 14B, the gap widens: Horizon-LM sustains 122 TFLOPS, while Gemini drops to 15 TFLOPS and ZeRO-3 to 10 TFLOPS, corresponding to 8.13x and 12.20x improvements. At 32B, both Gemini and ZeRO-3 encounter out-of-memory errors, while Horizon-LM continues to operate at 114 TFLOPS.

7 Conclusion

Horizon-LM challenges the long-standing GPU-centric assumption in large-model training by showing that hundred-billion-parameter models can be trained on a single device when host memory is treated as the authoritative parameter store and GPUs operate purely as transient compute engines. By replacing persistent GPU-resident replicas and global autograd graphs with an explicit, streaming, CPU-master execution model, Horizon-LM enforces two key invariants: GPU memory is bounded by per-layer footprint, and host memory scales linearly and predictably with model size. Across diverse platforms, Horizon-LM sustains high throughput, preserves

numerical correctness, and remains stable under both depth and width scaling where existing offloading systems fail. These results suggest that, for modern post-training workloads, the critical systems challenge is no longer GPU capacity but how memory, bandwidth, and execution are organized around streaming rather than persistence, pointing toward a new design space for node-scale large-model systems.

References

- [1] Daniel Adeboye. 2025. *How Much Does an NVIDIA B200 GPU Cost?* <https://northflank.com/blog/how-much-does-an-nvidia-b200-gpu-cost>
- [2] Sabiha Afroz, Redwan Ibne Seraj Khan, Hadeel Albahar, Jingoo Han, and Ali R Butt. 2025. 10Cache: Heterogeneous Resource-Aware Tensor Caching and Migration for LLM Training. In *Proceedings of the 2025 ACM Symposium on Cloud Computing*. 320–333.
- [3] Anthropic. 2025. *Claude Code: Agentic Coding Tool for the Terminal*. <https://github.com/anthropics/claude-code> Version 1.0.0, General Availability.
- [4] Cursor. 2025. *Cursor: AI Code Editor and Coding Agent*. <https://github.com/cursor/cursor> Official repository.
- [5] Jiangfei Duan, Shuo Zhang, Zerui Wang, Lijuan Jiang, Wenwen Qu, Qinghao Hu, Guoteng Wang, Qizhen Weng, Hang Yan, Xingcheng Zhang, et al. 2024. Efficient training of large language models on distributed infrastructures: a survey. *arXiv preprint arXiv:2407.20018* (2024).
- [6] Jiarui Fang and Yang You. 2022. Meet Gemini: The Heterogeneous Memory Manager of Colossal-AI. https://colossalai.org/docs/advanced_tutorials/meet_gemini. Colossal-AI Documentation.
- [7] GPUsPerStudent.org. 2025. *H100-Equivalent GPUs Per CS Student: Tracking Academic GPU Compute Availability in the United States*. <https://www.gpusperstudent.org/>
- [8] Daya Guo, Dejian Yang, Haowei Zhang, Junxiao Song, Ruoyu Zhang, Runxin Xu, Qihao Zhu, Shirong Ma, Peiyi Wang, Xiao Bi, et al. 2025. Deepseek-r1: Incentivizing reasoning capability in llms via reinforcement learning. *arXiv preprint arXiv:2501.12948* (2025).
- [9] Shibo Hao, Tianyang Liu, Zhen Wang, and Zhiting Hu. 2023. Toolkengpt: Augmenting frozen language models with massive tools via tool embeddings. *Advances in neural information processing systems* 36 (2023), 45870–45894.
- [10] Sirui Hong, Mingchen Zhuge, Jonathan Chen, Xiawu Zheng, Yuheng Cheng, Jinlin Wang, Ceyao Zhang, Zili Wang, Steven Ka Shing Yau, Zijuan Lin, et al. 2023. MetaGPT: Meta programming for a multi-agent collaborative framework. In *The twelfth international conference on learning representations*.
- [11] Aaron Hurst, Adam Lerer, Adam P Goucher, Adam Perelman, Aditya Ramesh, Aidan Clark, AJ Ostrow, Akila Welihinda, Alan Hayes, Alec Radford, et al. 2024. Gpt-4o system card. *arXiv preprint arXiv:2410.21276* (2024).
- [12] Ivan Ilin. 2025. Hessian of Perplexity for Large Language Models by PyTorch autograd (Open Source). *arXiv preprint arXiv:2504.04520* (2025).
- [13] Aaron Jaech, Adam Kalai, Adam Lerer, Adam Richardson, Ahmed El-Kishky, Aiden Low, Alec Helyar, Aleksander Madry, Alex Beutel, Alex Carmey, et al. 2024. Openai o1 system card. *arXiv preprint arXiv:2412.16720* (2024).
- [14] Zoe Kessler and Aditi Suresh. 2025. *NVIDIA HGX B200 Reduces Embodied Carbon Emissions Intensity*. NVIDIA Technical Blog. <https://developer.nvidia.com/blog/nvidia-hgx-b200-reduces-embodied-carbon-emissions-intensity> Comparison of PCF summaries showing 24% reduction in embodied carbon emissions versus HGX H100.
- [15] Hanyu Lai, Xiao Liu, Junjie Gao, Jiale Cheng, Zehan Qi, Yifan Xu, Shuntian Yao, Dan Zhang, Jinhua Du, Zhenyu Hou, et al. 2025. A survey of post-training scaling in large language models. In *Proceedings of the 63rd Annual Meeting of the Association for Computational Linguistics (Volume 1: Long Papers)*. 2771–2791.
- [16] Chunyuan Li, Zhe Gan, Zhengyuan Yang, Jianwei Yang, Linjie Li, Lijuan Wang, Jianfeng Gao, et al. 2024. Multimodal foundation models: From specialists to general-purpose assistants. *Foundations and Trends® in Computer Graphics and Vision* 16, 1–2 (2024), 1–214.
- [17] Aixin Liu, Bei Feng, Bing Xue, Bingxuan Wang, Bochao Wu, Chengda Lu, Chenggang Zhao, Chengqi Deng, Chenyu Zhang, Chong Ruan, et al. 2024. Deepseek-v3 technical report. *arXiv preprint arXiv:2412.19437* (2024).
- [18] NVIDIA Corporation. 2025. *NVIDIA A100 Tensor Core GPU*. <https://www.nvidia.com/en-us/data-center/a100/>. Accessed: 2026-02-02. Includes official datasheet and PCIe product brief describing Ampere architecture, 80GB HBM2e memory, and >2 TB/s bandwidth.
- [19] Samyam Rajbhandari, Jeff Rasley, Olatunji Ruwase, and Yuxiong He. 2020. Zero: Memory optimizations toward training trillion parameter models. In *SC20: International Conference for High Performance Computing, Networking, Storage and Analysis*. IEEE, 1–16.
- [20] Samyam Rajbhandari, Olatunji Ruwase, Jeff Rasley, Shaden Smith, and Yuxiong He. 2021. Zero-infinity: Breaking the gpu memory wall for extreme scale deep learning. In *Proceedings of the international conference for high performance computing, networking, storage and analysis*. 1–14.
- [21] Mohammad Shoeybi, Mostofa Patwary, Raul Puri, Patrick LeGresley, Jared Casper, and Bryan Catanzaro. 2019. Megatron-lm: Training multi-billion parameter language models using model parallelism. *arXiv preprint arXiv:1909.08053* (2019).
- [22] Aaditya Singh, Adam Fry, Adam Perelman, Adam Tart, Adi Ganesh, Ahmed El-Kishky, Aidan McLaughlin, Aiden Low, AJ Ostrow, Akhila Ananthram, et al. 2025. Openai gpt-5 system card. *arXiv preprint arXiv:2601.03267* (2025).
- [23] Venkat Somala. 2025. *NVIDIA's B200 Costs Around \$6,400 to Produce, with Memory Accounting for Half*. <https://epoch.ai/data-insights/b200-cost-breakdown>
- [24] Gemini Team, Rohan Anil, Sebastian Borgeaud, Jean-Baptiste Alayrac, Jiahui Yu, Radu Soricut, Johan Schalkwyk, Andrew M Dai, Anja Hauth, Katie Millican, et al. 2023. Gemini: a family of highly capable multimodal models. *arXiv preprint arXiv:2312.11805* (2023).
- [25] Kimi Team, Yifan Bai, Yiping Bao, Guanduo Chen, Jiahao Chen, Ningxin Chen, Ruijue Chen, Yanru Chen, Yuankun Chen, Yutian Chen, et al. 2025. Kimi k2: Open agentic intelligence. *arXiv preprint arXiv:2507.20534* (2025).
- [26] Guiyao Tie, Zeli Zhao, Dingjie Song, Fuyang Wei, Rong Zhou, Yurou Dai, Wen Yin, Zhejian Yang, Jiangyue Yan, Yao Su, et al. 2025. A survey on post-training of large language models. *arXiv e-prints* (2025), arXiv–2503.
- [27] Guanhua Wang, Heyang Qin, Sam Ade Jacobs, Connor Holmes, Samyam Rajbhandari, Olatunji Ruwase, Feng Yan, Lei Yang, and Yuxiong He. 2023. Zero++: Extremely efficient collective communication for giant model training. *arXiv preprint arXiv:2306.10209* (2023).
- [28] Zheng Wang, Anna Cai, Xinfeng Xie, Zaifeng Pan, Yue Guan, Weiwei Chu, Jie Wang, Shikai Li, Jianyu Huang, Chris Cai, et al. 2025. Wlb-llm: Workload-balanced 4d parallelism for large language model training. *arXiv preprint arXiv:2503.17924* (2025).
- [29] Qingyun Wu, Gagan Bansal, Jieyu Zhang, Yiran Wu, Beibin Li, Erkang Zhu, Li Jiang, Xiaoyun Zhang, Shaokun Zhang, Jiale Liu, et al. 2024. Autogen: Enabling next-gen LLM applications via multi-agent conversations. In *First Conference on Language Modeling*.
- [30] Manjiang Yu and Priyanka Singh. 2025. Differentially Private Fine-Tuning of Large Language Models: A Survey. In *International Conference on Advanced Data Mining and Applications*. Springer, 100–113.
- [31] Zhengqing Yuan, Weixiang Sun, Yixin Liu, Huichi Zhou, Rong Zhou, Yiyang Li, Zheyuan Zhang, Wei Song, Yue Huang, Haolong Jia, et al. 2025. EfficientLLM: Efficiency in Large Language Models. *arXiv preprint arXiv:2505.13840* (2025).
- [32] Ziqi Yuan, Haoyang Zhang, Yirui Eric Zhou, Apoorve Mohan, I Chung, Seetharami Seelam, Jian Huang, et al. 2025. Cost-Efficient LLM Training with Lifetime-Aware Tensor Offloading via GPUDirect Storage. *arXiv preprint arXiv:2506.06472* (2025).
- [33] Yanli Zhao, Andrew Gu, Rohan Varma, Liang Luo, Chien-Chin Huang, Min Xu, Less Wright, Hamid Shojanazeri, Myle Ott, Sam Shleifer, et al. 2023. Pytorch fsdp: experiences on scaling fully sharded data parallel. *arXiv preprint arXiv:2304.11277* (2023).