

From Main Sequence Binary to Blast: MESA Modeling of the Double-Detonation Progenitor PTF1 J2238+7430

Mercedes S. Hernandez¹, Thomas Kupfer^{1,2}, Diogo Belloni³, and Matthias R. Schreiber⁴

¹ Hamburger Sternwarte, University of Hamburg, Gojenbergsweg 112, 21029 Hamburg, Germany.

e-mail: mercedes.hernandez.padilla@uni-hamburg.de, thomas.kupfer@uni-hamburg.de

² Department of Physics and Astronomy, Texas Tech University, 2500 Broadway, Lubbock, TX 79409, USA.

³ International Centre of Supernovae (ICESUN), Yunnan Key Laboratory of Supernova Research, Yunnan Observatories, CAS, Kunming 650216, China

⁴ Departamento de Física, Universidad Técnica Federico Santa María, Avenida España 1680, Valparaíso, Chile.

Received September 15, 1996; accepted March 16, 1997

ABSTRACT

Context. Hot subdwarf B (sdB) stars in close binaries with white dwarf (WD) companions are potential progenitors for double-detonation thermonuclear supernovae. The recently discovered system PTF1 J2238+7430 is a candidate for this evolutionary channel, hosting a low-mass sdB and a comparatively massive WD in a compact orbit.

Aims. We aim to reproduce the evolutionary history of PTF1 J2238+7430, in which the sdB forms first via stable mass transfer, followed by the formation of the WD through a subsequent common-envelope (CE) phase. Additionally, we seek to constrain the range of initial binary parameters that can lead to such double-detonation progenitors.

Methods. Using the Modules for Experiments in Stellar Astrophysics (MESA), we performed detailed binary evolution simulations from the zero-age main sequence to the present-day configuration. We explored initial stellar masses, orbital periods, and mass-loss fractions, including the effects of angular momentum transfer, tidal synchronization, and gravitational-wave-driven orbital evolution. The post-CE binary properties were derived using the standard energy formalism during CE evolution.

Results. Our models successfully reproduce the observed properties of PTF1 J2238+7430: a $0.406 M_{\odot}$ sdB and a $0.72 M_{\odot}$ WD in a 76.34-minute orbit. Stable Roche-lobe overflow of a $\sim 2.7 M_{\odot}$ donor produces the sdB, while the WD forms from the initially less massive companion during an episode of CE evolution. We find that the CE ejection efficiency must be high ($\alpha_{\text{CE}} \approx 0.87$) to match the observed orbit, exceeding canonical values for similar systems. We further delineate the allowed parameter space for initial binaries that can evolve into sdB+WD systems consistent with double-detonation progenitors. These limits are preliminary; a systematic exploration of all parameters is needed for robust constraints, we highlight the main challenges in our MESA simulations and provide a useful starting point for future work.

Conclusions. Our findings identify promising regions of the parameter space for forming PTF1 J2238+7430-like systems and provide a foundation for future systematic studies of sdB+WD binaries as potential double-detonation Type Ia supernova progenitors.

Key words. methods: numerical – binaries: close – subdwarfs – supernovae: individual

1. Introduction

Most hot subdwarf B stars are the stripped cores of red giants that continue to burn helium in their centers while retaining only a thin hydrogen envelope. With typical masses of about $0.5 M_{\odot}$, they represent an advanced evolutionary stage and are most commonly found in close binaries (Heber 1986, 2009, 2016, 2026). Many sdB stars have orbital companions with periods shorter than 10 days (Maxted et al. 2001; Napiwotzki et al. 2004; Schaffner et al. 2022), and in some extreme cases, orbital periods below one hour have been observed (e.g., Vennes et al. 2012; Geier et al. 2013; Kupfer et al. 2017a,b, 2020a,b). These compact systems are generally thought to form through a common envelope interaction, which drastically reduces orbital separation. If the post-CE orbital period is shorter than about two hours, the sdB is expected to fill its Roche lobe while still undergoing core helium burning (Bauer & Kupfer 2021). Gravitational radiation drives the system toward tighter orbits, typically at orbital periods between 30 and 100 minutes (e.g., Savonije et al. 1986; Tutukov & Fedorova 1989; Tutukov & Yungelson 1990; Iben

& Tutukov 1991; Yungelson 2008; Piersanti et al. 2014; Brooks et al. 2015; Neunteufel et al. 2019; Bauer & Kupfer 2021).

These binaries are of particular astrophysical significance because they provide potential progenitors for thermonuclear explosions through the double-detonation channel. In this scenario, the sdB transfers helium-rich matter onto the surface of its white dwarf companion. If the accumulated helium layer reaches a critical mass, it can ignite unstably. This ignition may either trigger a secondary detonation in the white dwarf core, producing a classical double-detonation supernova even below the Chandrasekhar limit (e.g., Livne 1990; Livne & Arnett 1995; Fink et al. 2010; Woosley & Kasen 2011; Wang & Han 2012; Shen & Bildsten 2014; Wang 2018; Rajamuthukumar et al. 2024), or result only in a surface helium detonation, giving rise to a faint and rapidly evolving supernova Ia event, possibly followed by weaker helium flashes (Bildsten et al. 2007; Brooks et al. 2015).

From an evolutionary perspective, sdB stars are generally believed to form through three distinct channels. The second common-envelope (CE) ejection channel is the primary mechanism responsible for most of the observed compact sdB+WD

systems. In this scenario, the sdB progenitor—already orbiting a white dwarf—undergoes a CE phase, and the envelope ejection leaves behind a very close binary with short orbital periods ranging from about 0.5 hours to 25 days. The second channel corresponds to stable Roche-lobe overflow (RLOF), which involves stable mass transfer onto a WD companion. Although this channel is considered less likely, as it requires a relatively massive WD companion, it would lead to wide binaries with long orbital periods, typically around 1000 days. Finally, it is important to distinguish the third main formation channel—the merger of two helium white dwarfs—which results in a single sdB star rather than a binary system. In all cases, the white dwarf is formed first during a CE episode, while the sdB emerges later through different evolutionary pathways (Han et al. 2002, 2003). However, recent observations suggest that these sequences may not always hold. Two systems have been identified in which the sdB appears to have formed prior to the white dwarf: CD−30°11223, with a 70.5 minutes orbital period and a massive white dwarf companion of about $0.75 M_{\odot}$ (Vennes et al. 2012; Geier et al. 2013; Deshmukh et al. 2024), and PTF1 J2238+7430, a close binary with a 76 minutes orbital period that has been proposed as a candidate progenitor of a thermonuclear double-detonation supernova (Kupfer et al. 2022).

Kupfer et al. (2022) predict the future evolution of PTF1 J2238+7430. According to their calculations, the sdB component is expected to initiate mass transfer of its hydrogen-rich envelope in about 6 Myr, at a relatively low rate (Bauer & Kupfer 2021). After ~ 60 Myr, while the sdB is still undergoing core-helium burning, it is predicted to start transferring helium-rich material to the white dwarf companion. This mass transfer episode is expected to lead to the accumulation of a substantial helium layer of $\sim 0.17 M_{\odot}$, raising the total white dwarf mass to $0.92 M_{\odot}$. At this stage, the models predict that the white dwarf will undergo a thermonuclear instability, triggering a detonation that is likely to disrupt the star in a peculiar thermonuclear supernova (Woosley & Kasen 2011; Bauer et al. 2017). However, recently Piersanti et al. (2024) and Rajamuthukumar et al. (2024) suggested that PTF1 J2238+7430 only shows several He-flashes and a thermonuclear supernova is prevented.

PTF1 J2238+7430 is particularly remarkable. Although it is a single-lined spectroscopic binary, detailed modeling shows that it consists of a low-mass hot subdwarf star ($M_{\text{sdB}} = 0.383 \pm 0.028 M_{\odot}$) and a comparatively massive white dwarf companion ($M_{\text{WD}} = 0.725 \pm 0.026 M_{\odot}$), corresponding to a mass ratio of $q = 0.528 \pm 0.020$ (Kupfer et al. 2022). The binary is nearly edge-on ($i \approx 88.4^{\circ}$) and displays weak eclipses of the white dwarf, with an orbital period of $P_{\text{orb}} = 76.34179(2)$ minutes. By modelling the eclipses Kupfer et al. (2022) were able to estimate the temperature of the white dwarf to be $26,800 \pm 4600$ K and a radius of $0.0109 R_{\odot}$, consistent with theoretical models of carbon–oxygen white dwarfs (Romero et al. 2019). The sdB star rotates at $185 \pm 5 \text{ km s}^{-1}$, consistent with tidal synchronization (Kupfer et al. 2022).

A notable feature of this system is the discrepancy between the evolutionary ages of its two components: the cooling age of the white dwarf is estimated at ~ 25 Myr, whereas the sdB age is predicted to be about ~ 170 Myr (Kupfer et al. 2022). This tension can be resolved in a formation scenario where the sdB forms first via stable mass transfer, and the white dwarf companion was formed second, following a CE episode about 25 Myr ago (Ruiter et al. 2010). Kupfer et al. (2022) did not perform a detailed modeling of the evolutionary history. They just discussed that the progenitor of sdB was likely a $\sim 2 M_{\odot}$

main-sequence star based on the sdB mass.

In this work, we aim to reproduce the evolutionary pathway proposed by Kupfer et al. (2022) and Ruiter et al. (2010), in which the sdB star forms first through a phase of stable mass transfer, followed by the formation of the white dwarf companion during a subsequent common-envelope episode. Using detailed simulations with Modules for Experiments in Stellar Astrophysics MESA, we trace the system’s evolution from the main sequence to its present configuration. Beyond reproducing this specific case, our goal is to constrain the parameter space in which progenitors of double-detonation supernovae may arise on the main sequence. In doing so, we also explore the implications of our models for the efficiency of the common-envelope phase, a key but still poorly constrained process in binary stellar evolution (Zorotovic et al. 2010; Zorotovic & Schreiber 2022).

2. MESA Simulations

Our aim is to reproduce the origin of PTF1 J2238+7430 using the Modules for Experiments in Stellar Astrophysics tool (version r24.08.1 of the MESA code Paxton et al. 2011, 2013, 2015, 2018, 2019; Jermyn et al. 2023), following the evolutionary framework proposed by Kupfer et al. (2022). In the MESA simulations, the equation of state combines several sources: OPAL (Rogers & Nayfonov 2002), SCVH (Saumon et al. 1995), FreeEOS (Irwin 2012), HELM (Timmes & Swesty 2000), PC (Potekhin & Chabrier 2010), and Skye (Jermyn et al. 2021). Nuclear reaction rates are drawn from a mixture of NACRE (Angulo et al. 1999), JINA REACLIB (Cyburt et al. 2010), along with additional tabulated weak reaction rates (Fuller et al. 1985; Oda et al. 1994; Langanke & Martínez-Pinedo 2000). Screening effects are incorporated following the prescription of Chugunov et al. (2007), and thermal neutrino losses are based on Itoh et al. (1996). Electron conduction opacities are taken from Cassisi et al. (2007), while radiative opacities are primarily sourced from OPAL (Iglesias & Rogers 1993, 1996), with high-temperature, Compton-scattering-dominated conditions calculated using the formulae of Buchler & Yueh (1976).

2.1. sdB formation through stable mass transfer

The evolutionary scenario for PTF1 J2238+7430 proposed by Kupfer et al. (2022) suggests that the sdB star forms first through stable mass transfer. To ensure this outcome, the initial masses of the main-sequence stars were chosen based on the adiabatic response of the donor star. This stability condition is typically satisfied when the initial mass ratio, q_i , is below a critical threshold, q_{crit} . For conservative mass transfer involving donors with masses between 1 and $6 M_{\odot}$, q_{crit} at the end of the red giant branch phase is estimated to lie between 0.7 and 1 (Ge et al. 2020).

We perform a series of MESA simulations that evolve both components of a binary system initialized at the zero-age main sequence (ZAMS), where the initial conditions range from 1.8 to $3.5 M_{\odot}$ for the sdB progenitor (Arancibia-Rojas et al. 2024, Figure 4), 1.7 to $3.0 M_{\odot}$ for the companion, and orbital periods between 1.0 and 50 days. We investigate different values of the mass-loss fraction during stable mass transfer, β , ranging from 0.85 to 0.15 (Lechien et al. 2025). In this prescription, the companion star accretes between 15% and 85% of the material lost from the donor’s envelope.

The simulations are performed using the MESA binary module under the following assumptions. The mass-transfer rate is

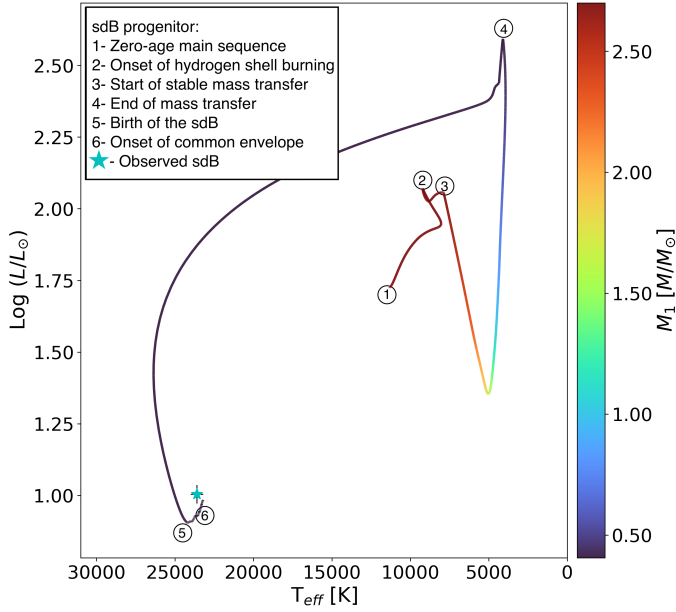


Fig. 1: MESA evolutionary track of the sdB progenitor in a binary system with initial stellar masses of $2.7 M_{\odot}$ (primary) and $2.6 M_{\odot}$ (secondary), and an initial orbital period of 3 days. Point “1” marks the start of the simulation at the zero-age main sequence. Point “2” corresponds to the onset of hydrogen shell burning, while circle “3” indicates the beginning of stable mass transfer, which terminates at point “4.” At point “5,” the stripped primary becomes an sdB star. Finally, point “6” marks the onset of the common-envelope phase initiated by the secondary. The color of the track represents the mass evolution of the primary star. The blue star indicates the observed position of the sdB component of PTF1 J2238+7430, as reported by Kupfer et al. (2022).

computed using the Ritter scheme, allowing for stable Roche-lobe overflow. We adopt non-conservative mass transfer with $\beta > 0$, where β represents the fraction of transferred material that is accreted by the companion star. The parameters α , δ , and γ , which describe different modes of angular momentum loss — respectively, through material leaving the vicinity of the accretor, through a circumbinary disk, and through isotropic re-emission or other system-wide outflows — are all set to zero. Angular momentum losses are included from gravitational wave radiation, systemic mass loss (i.e. mass escaping the binary system entirely and carrying angular momentum away), and spin-orbit coupling, while magnetic braking is disabled. Tidal circularization and synchronization are enabled, with both stars treated as rotating rigid bodies. Wind mass loss and accretion are allowed for both components, with a Bondi–Hoyle accretion efficiency of 1.5 and a maximum capture fraction of 1.0.

The stellar structure is evolved at solar metallicity ($Z = 0.02$) using a nuclear network that expands adaptively as advanced burning stages are encountered. Convection is treated via mixing-length theory with $\alpha_{\text{MLT}} = 2.0$ (Heney formulation), applying the Ledoux criterion together with semi-convection (efficiency = 1.0) and thermohaline mixing (coefficient = 2.0). We also included predictive mixing as described in Ostrowski et al. (2021) as well as rotationally induced mixing processes (Solberg-Hoiland, secular shear instability, Eddington-Sweet circulation, Goldreich-Schubert-Fricke and Spruit-Taylor dynamo) following Heger et al. (2000, 2005). Convective core

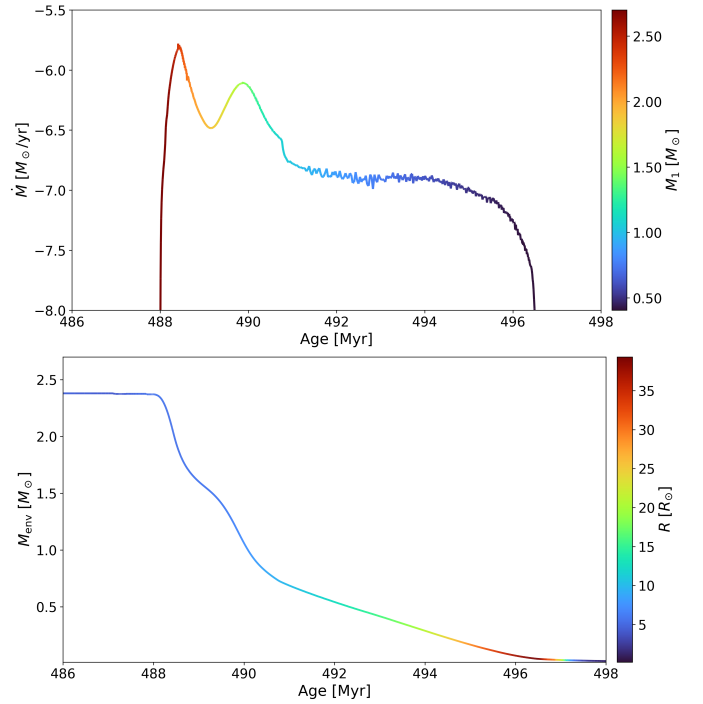


Fig. 2: Evolution of the $2.7 M_{\odot}$ main-sequence star during the stable mass-transfer episode. *Top panel:* Mass-transfer rate, with colors indicating the change in mass of the sdB progenitor. *Bottom panel:* Stripping of the H-rich envelope, with colors indicating the stellar radius as the star evolves to reveal its core (sdB).

overshooting is included using the exponential prescription with $f = 0.016$ and $f_0 = 0.008$ for $M > 2 M_{\odot}$. Mass loss on the RGB and AGB is modeled with Reimers ($\eta = 0.1$) and Blöcker ($\eta = 0.02$) prescriptions, respectively. To ensure numerical stability during rapid evolutionary phases, such as the helium flash, restrictive timestep and convergence controls are applied. Stellar rotation is initialized at 1% of the critical rate for both stars, and the accretor is allowed to accrete angular momentum and spin up during stable mass transfer. However, if the breakup limit is reached, we assume that rotation acts as a regulating mechanism for the mass transfer rate (e.g. Piersanti et al. 2003); that is, the accretor is not allowed to spin up beyond the breakup limit.

We found that the parameters required to successfully reproduce the properties of PTF1 J2238+743 are the initial stellar masses of $2.70 M_{\odot}$ (donor) and $2.60 M_{\odot}$ (accretor), with an initial orbital period of 3.0 days and adopting a mass-loss fraction of $\beta = 0.15$, meaning that 15% of the transferred material is lost from the vicinity of the accretor, carrying its specific angular momentum. The simulation models a close binary system starting with both stars on the main sequence. The system undergoes a phase of stable Roche-lobe overflow, during which mass is transferred from the initially more massive donor to the secondary. As a result, the donor is stripped of most of its envelope and becomes an sdB star, while the accretor gains mass and eventually becomes a white dwarf.

Figure 1 shows the formation of the sdB star through stable mass transfer, as obtained from our MESA simulation, where the $2.7 M_{\odot}$ primary is the sdB progenitor. The evolutionary track starts at point 1, when both stars are on the main sequence. After ~ 487 Myr, the primary evolves into a subgiant, developing a helium core mass of $0.323 M_{\odot}$ (point 2). Shortly afterwards, at an orbital period of 2.9 days, the primary fills its Roche lobe and

initiates stable, non-conservative mass transfer (point 3). Mass transfer initially proceeds on the thermal timescale of the donor, lasting ~ 2 Myr with rates of order $\dot{M} \sim 10^{-6} M_{\odot}, \text{yr}^{-1}$, during which the donor loses about $1.0\text{--}1.2 M_{\odot}$ (top panel Figure 2). Subsequently, the system enters a longer phase of mass transfer on the nuclear timescale of the donor, at a reduced rate of $\dot{M} \sim 10^{-7} M_{\odot}, \text{yr}^{-1}$. Roche-lobe overflow ends after ≈ 9 Myr, at an age of 496.6 Myr. By this time, the envelope of the primary has been nearly stripped away (bottom panel Figure 2), leaving behind a proto-sdB star of $0.406 M_{\odot}$ in a binary with an orbital period of 157.9 days (Figure 1 point 4). Helium ignition occurs shortly afterwards, marking the transformation into a core helium-burning sdB star with a residual hydrogen envelope of $M_{\text{env}} = 0.0137 M_{\odot}$ (Figure 1 point 5 and Figure 2 bottom). Table 1 summarizes all the evolutionary details.

2.2. White dwarf formation through common envelope

The evolution of the white dwarf progenitor is illustrated in Figure 3. In the left panel, the system begins as a zero-age main-sequence binary (point 1). At 487.96 Myr, the secondary component (future WD) is still on the main sequence when the primary fills its Roche lobe, and stable mass transfer starts (point 2). This episode lasts until 496.61 Myr, at which time the primary has been stripped to a $0.406 M_{\odot}$ proto-sdB star and the secondary has accreted mass, reaching $3.99 M_{\odot}$ (point 3).

After the end of stable mass transfer, the secondary continues to evolve. At 530.6 Myr it leaves the main sequence and soon after ascends the giant branch, igniting helium in its core. During this phase, the star develops an extended envelope, and tidal interactions become significant. The tidal forces act to synchronize the red giant's rotation with the orbital motion, resulting in a gradual reduction of the orbital separation and period (from about 153.264 to 61.839 days) as the star evolves. By 580.1 Myr, the secondary reaches the asymptotic giant branch (AGB). At 582.13 Myr, it expands enough to fill its Roche lobe, initiating a second mass-transfer phase that rapidly becomes unstable and triggers a common-envelope (CE) episode (point 4).

The right panel of Figure 3 shows the binary at the end of the CE phase (point 5), when it emerges with an orbital period of 95 minutes and a $0.72 M_{\odot}$ proto-WD. By an age of 583.6 Myr, the secondary has contracted and becomes a white dwarf (point 6). To follow this post-CE evolution, we performed a second MESA run starting from this configuration. In this calculation, we explored different initial orbital periods after envelope ejection and, in parallel, evolved the white dwarf on the cooling track by removing the red giant envelope. By adjusting the post-CE orbital period, we obtained a configuration in which, after ~ 50 Myr of binary evolution, both the orbital period and the WD effective temperature match the observed properties of PTF1 J2238+7430. At 632.5 Myr, the binary indeed resembles the observed system (marked with a yellow star in Figure 3), consisting of a $0.405 M_{\odot}$ sdB and a $0.722 M_{\odot}$ WD in a 76.3-minute orbit. The rotational state of the components after the common-envelope phase is uncertain; therefore, we do not assume any initial rotation in the post-CE sdB+WD model.

Now that the configuration of the system both before and after the common envelope phase is known, we can calculate the common envelope efficiency using the standard energy formalism of Webbink (1984).

We calculated the envelope binding energy (E_{bind}) by integrating the star envelope from the helium core boundary (i.e., at a radius at which the helium mass fraction is 0.1) to the surface of the star, that is,

$$E_{\text{bind}} = - \int_{M_{\text{d,c}}}^{M_{\text{d}}} \frac{G m}{r(m)} dm + \int_{M_{\text{d,c}}}^{M_{\text{d}}} \varepsilon_{\text{int}}(m) dm, \quad (1)$$

where the first integral is the potential energy (E_{grav}), the second integral is the internal energy (E_{int}), r is the radius, m is the mass, ε_{int} is the specific thermodynamic internal energy. Our implementation to compute the thermodynamic internal energy is the same as in Belloni et al. (2024a,b). At the onset of CE evolution, $E_{\text{grav}} = -1.4641 \times 10^{48}$ erg and $E_{\text{int}} = 7.9228 \times 10^{47}$ erg.

The initial orbital energy is computed from

$$E_{\text{orb,i}} = \frac{G M_{\text{c,1}} M_{\text{c,2}}}{2 a_i}, \quad (2)$$

where $M_{\text{c,1}} = 0.7217 M_{\odot}$ is the CO core mass of the primary at the onset of the CE, $M_{\text{c,2}} = 0.4054 M_{\odot}$ is the total mass of the secondary, and $a_i = 107.726 R_{\odot}$ is the binary separation. For these values, we obtain $E_{\text{orb,i}} \approx 3.521 \times 10^{46}$ erg.

The final orbital energy is given by

$$E_{\text{orb,f}} = E_{\text{orb,i}} - \frac{E_{\text{bind}}}{\alpha_{\text{CE}}}, \quad (3)$$

where α_{CE} is the common-envelope ejection efficiency. For each assumed α_{CE} in the range $0.0 \leq \alpha_{\text{CE}} \leq 1.0$, we calculate the corresponding final orbital separation

$$a_f = \frac{G M_{\text{c,1}} M_{\text{c,2}}}{2 E_{\text{orb,f}}}, \quad (4)$$

and derive the post-CE orbital period from Kepler's third law. This procedure allows us to map the possible final orbital configurations for the given pre- and post-CE parameters (see Figure 4), where the post-CE orbital period is shown as a function of the CE ejection efficiency. For PTF1 J2238+7430, the observationally inferred post-CE period (95 min) corresponds to $\alpha_{\text{CE}} \approx 0.87$. A detailed comparison between the observed properties of PTF1 J2238+7430 and the outcomes of our MESA simulations is presented in Table 2.

3. Discussion

The solution we obtain for the formation of the observed sdB+WD system represents only one of several possible configurations. Its validity depends sensitively on the initial assumptions adopted in the simulations. In this sense, it is essential to emphasize that our results should be regarded as illustrative rather than definitive.

3.1. Mass and angular momentum accretion efficiencies

The formation of the sdB+WD binary relies on several key assumptions regarding the physics of mass transfer, each of which introduces uncertainties that may affect the outcome. Although there is no universal prescription for the fraction of mass lost during Roche-lobe overflow episodes (Webbink 2008), in our simulations we adopted a non-conservative mass transfer scheme. Our exploration of the mass loss fraction (β parameter) was sparse, yet we found that systems capable of reproducing the observed configuration required highly conservative mass transfer (at least $\sim 85\%$ of the transferred mass accreted by the companion).

This finding is broadly consistent with the results of Lechien et al. (2025). In their sample of 16 stripped stars with rapidly

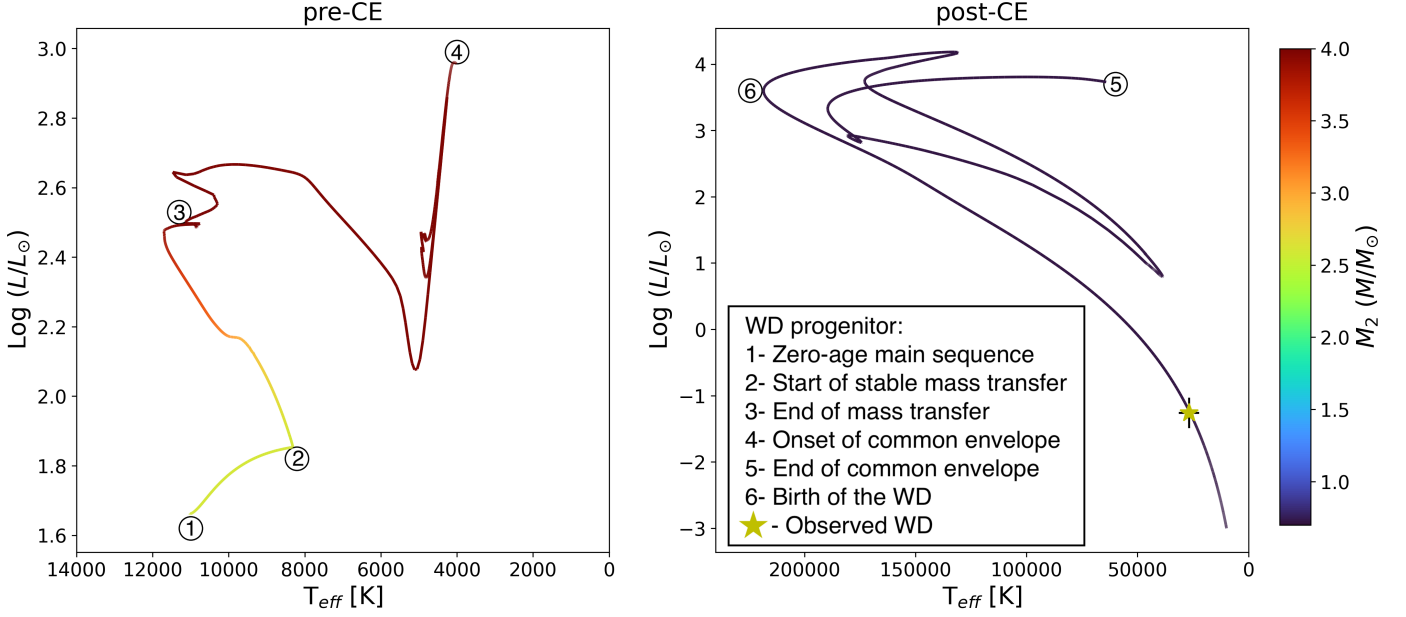


Fig. 3: Evolutionary track of the $2.6 M_{\odot}$ star, i.e., the white dwarf progenitor, as obtained from two MESA simulations. The left panel, which corresponds to the same simulation shown in Figure 1, illustrates the pre-common-envelope evolution, starting at the zero-age main sequence, followed by the onset and termination of stable mass transfer, and culminating in the initiation of the common-envelope phase. The right panel shows the post-common-envelope evolution: the white dwarf cooling track was simulated by removing the red giant envelope, the system emerges as a compact binary, the secondary contracts to form a white dwarf, and the track continues until it reaches the present-day configuration of PTF1 J2238+7430, marked with a yellow star. The color bar indicates the change in the mass of the WD progenitor in both panels.

Table 1: Evolution of a zero-age main-sequence binary towards PTF1 J2238+7430.

Time (Myr)	M_1 (M_{\odot})	M_2 (M_{\odot})	R_1 (R_{\odot})	R_2 (R_{\odot})	Type ₁	Type ₂	P_{orb} (days)	Event
0.000	2.700	2.600	1.897	1.859	MS	MS	3.000	zero-age MS binary
487.137	2.699	2.599	4.233	4.063	SG	MS	2.926	change in primary type
487.964	2.699	2.599	5.668	4.076	SG	MS	2.913	onset of stable mass transfer
489.552	1.713	3.437	6.250	3.938	FGB	MS	4.391	change in primary type
496.502	0.406	3.991	39.137	5.058	proto-sdB	MS	157.590	change in primary type (He ignition)
496.612	0.406	3.991	35.228	5.061	proto-sdB	MS	157.863	end of stable mass transfer
529.883	0.405	3.990	0.161	5.850	sdB	MS	158.512	change in primary type
530.585	0.405	3.988	0.161	5.610	sdB	SG	158.606	change in secondary type
533.074	0.405	3.984	0.162	13.852	sdB	FGB	158.904	change in secondary type
533.438	0.405	3.984	0.162	48.586	sdB	CHeB	152.609	change in secondary type
580.092	0.405	3.981	0.172	30.736	sdB	AGB	153.264	change in secondary type
582.134	0.405	3.981	0.173	62.158	sdB	AGB	61.839	onset of CE evolution
582.134	0.405	0.722	0.173	0.594	sdB	proto-WD	0.066	end of CE evolution
583.569	0.405	0.722	0.175	0.044	sdB	WD	0.065	change in secondary type
632.480	0.405	0.722	0.192	0.011	sdB	WD	0.053	binary looks like PTF1 J2238+7430

Notes. MESA evolutions for the pre-CE and post-CE evolution. The terms M_1 and M_2 , R_1 and R_2 , and Type₁ and Type₂ are the masses, radii, and stellar types of the primary and secondary, respectively. P_{orb} is the orbital period and the last column corresponds to the event occurring to the binary at the given time in the first column. The row in which the binary has the present-day properties is highlighted in boldface. Abbreviations: MS (main sequence star), SG (subgiant star), FGB (first giant branch star), CHeB (core helium burning), AGB (asymptotic giant branch star), WD (white dwarf), sdB (hot subdwarf B star), CE (common envelope).

rotating companions (Be+sdOB systems), they found that about half of the binaries required the accretor to retain at least 50% of the transferred mass. Moreover, they showed that assuming a constant accretion efficiency—where all secondaries accrete between 60% and 80% of the transferred mass—could, in principle, reproduce the entire sample. However, when analyzing individual systems with configurations similar to PTF1 J2238+7430

(such as 7 Vul and κ Dra), reproducing the characteristics of the system derived from observations through stable mass transfer can be achieved with substantially lower efficiencies. This could indicate that, while our adopted assumptions allow us to reproduce the observed system, alternative solutions with different mass loss fractions may also be viable.

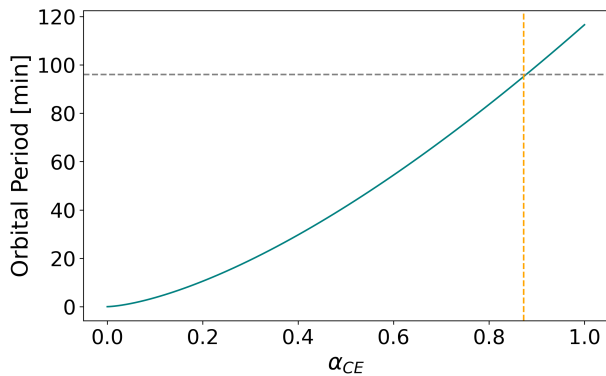


Fig. 4: Common-envelope efficiency (α_{CE}) versus final orbital period. The solid line shows the possible post-common-envelope orbital configurations. The horizontal dashed line indicates the predicted orbital period of 95.04 minutes for PTF1 J2238+7430 (Kupfer et al. 2022), while the vertical orange dashed line marks the corresponding $\alpha_{\text{CE}} = 0.872$. The recombination energy was fixed to $\lambda = 1$.

Table 2: Observational Constraints vs. MESA Models for PTF1 J2238+7430.

Parameter	Observed	Simulation
P_{orb} [min]	76.34179(2)	76.330
M_{sdb} [M_{\odot}]	0.383 ± 0.028	0.405
M_{WD} [M_{\odot}]	0.725 ± 0.026	0.722
R_{sdb} [R_{\odot}]	0.190 ± 0.003	0.192
R_{WD} [R_{\odot}]	0.0109 ± 0.0003	0.011
$T_{\text{eff,sdb}}$ [K]	$23,600 \pm 400$	23,190
$T_{\text{eff,WD}}$ [K]	$26,800 \pm 4,600$	24,045
$\log g_{\text{sdb}}$	5.42 ± 0.06	5.477
$\log g_{\text{WD}}$	-	8.213
Age_{sdb} [Myr]	170	104.316
Age_{WD} [Myr]	25	50.35

Notes. Comparison between the observational constraints of PTF1 J2238+7430 reported by Kupfer et al. (2022, KT22) and the results of our MESA simulations. The table lists the main stellar and orbital parameters used as benchmarks.

In our modeling, the accretion of matter and angular momentum is drastically reduced as soon as the main-sequence secondary reaches the breakup spin; that is, it accretes only the amount required to maintain rotation at the breakup limit. In principle, limiting angular momentum accretion during mass transfer can be justified, since tidal forces eventually synchronize the accretor’s rotation with the orbit after mass transfer. However, if matter continues to be accreted after the accretor reaches the breakup velocity, with the excess angular momentum being returned to the accretion disk as suggested by Paczynski (1991) and Popham & Narayan (1991), we believe that a reasonable model for PTF1 J2238+7430 could still be obtained, provided that the initial masses and orbital period are different. That being said, exploring different assumptions for angular momentum transport in future simulations will be useful for further testing the robustness of our results.

To assess the impact of rotation on the system properties, we performed an additional simulation with the same initial parameters and mass-transfer efficiency as our best-fitting model, but neglecting rotational effects throughout the evolution. We find

that the resulting sdB star is slightly cooler, slightly more luminous, slightly larger, and retains a marginally thicker hydrogen envelope. However, these differences remain within the observational uncertainties, indicating that rotation has only a minor effect on the final system properties in this case.

3.2. Common envelope efficiency assumptions

Our main objective was to identify a binary configuration that, upon evolution, could reproduce the observed properties of PTF1 J2238+7430. The guiding hypothesis was that such a configuration, after undergoing common-envelope evolution, would require an efficiency parameter of $\alpha_{\text{CE}} \approx 0.2$ – 0.4 , based on values inferred for post-common-envelope binaries hosting AFGKM + white dwarf companions (Zorotovic et al. 2010; Hernandez et al. 2021, 2022a,b; Zorotovic & Schreiber 2022).

However, we soon realized that achieving such low values of α_{CE} requires that the binary, immediately after the phase of stable mass transfer, retains an orbital period of at least ~ 400 days. In contrast, across all the models explored, the longest orbital period obtained after stable mass transfer was only ~ 170 days, significantly below the required minimum. This discrepancy suggests that the common-envelope efficiency in the case of PTF1 J2238+7430 must have been substantially higher than the canonical range typically adopted for other post-common-envelope systems, assuming full recombination energy efficiency ($\lambda = 1$). This result is consistent with the findings of Zhang et al. (2024), who reported that common-envelope efficiencies tend to be higher for systems with more massive white dwarf progenitors.

Alternatively, the discrepancies in the derived values of α_{CE} between PTF1 J2238+7430 and systems containing AFGKM+white dwarf companions may stem from fundamental differences in their evolutionary histories. Most empirical constraints on the common-envelope efficiency parameter are based on binaries in which the common-envelope phase corresponds to the *first* episode of mass transfer. In contrast, for PTF1 J2238+7430 the common-envelope phase represents the *second* mass-transfer event, following an earlier phase of stable Roche-lobe overflow. According to Ge et al. (2024), this distinction may play a key role in explaining the higher efficiency required in the case of PTF1 J2238+7430. Conversely, Nelemans et al. (2025) found that the first phase of mass transfer in low-mass systems often proceeds neither as stable mass transfer nor as a common-envelope phase. Therefore, if the physics of stable mass transfer is not fully understood, our constraints on α_{CE} remain uncertain. In future work, implementing an explicit treatment of the recombination efficiency in MESA, following for example the approach of Belloni et al. (2025), could allow us to derive tailored common-envelope efficiencies that depend on the internal structure of each stellar model.

While our simulations successfully identified a configuration that reproduces the observed properties of PTF1 J2238+7430, a major difficulty arose when attempting to obtain sufficiently long post-stable mass-transfer orbital periods (> 400 days) consistent with low values of α_{CE} . A possible pathway to reach longer orbital periods could involve the enhanced wind prescription recently proposed by Gao & Li (2023), which increases the orbital separation prior to the onset of mass transfer. Nevertheless, in the case of PTF1 J2238+7430, this mechanism would only be viable for initially massive main-sequence stars, since the large amounts of mass lost through the wind would otherwise prevent the formation of a sufficiently massive white dwarf ($M_{\text{WD}} \gtrsim 0.7 M_{\odot}$). This limitation highlights that, under

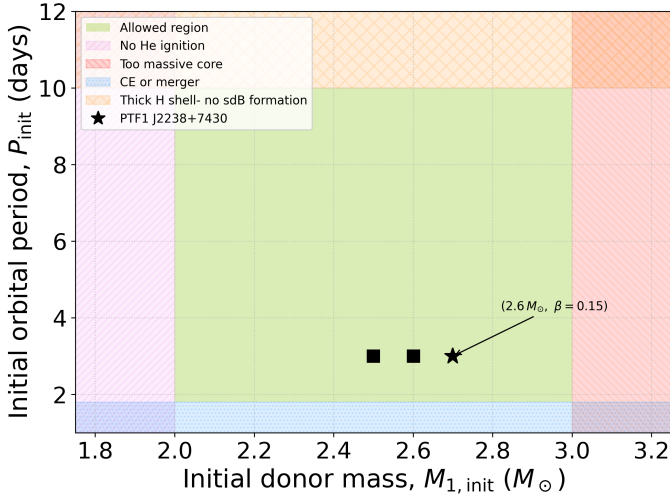


Fig. 5: Allowed and excluded regions for the formation of an sdB + WD binary through stable mass transfer similar to PTF1 J2238+7430. The central green-shaded region indicates combinations of initial donor mass ($M_{1,\text{init}}$) and orbital period (P_{init}) that lead to sdB formation consistent with observations. The hatched and colored regions correspond to physically forbidden configurations: violet (left side) indicates donors too low in mass (no He ignition), red (right side) shows donors too massive (oversized core or Roche-lobe overflow in the subgiant phase), blue (bottom part) denotes systems at risk of common-envelope or merger events, and orange (upper part) represents donors with a thick hydrogen shell preventing sdB formation. The black star marks the parameters of the observed system PTF1 J2238+7430, while black squares represent model systems that produced potential double-detonation supernova progenitors with slightly different masses from the observed system.

the present assumptions of solar metallicity and suppressed angular momentum accretion, the enhanced wind channel cannot fully reconcile the observed properties of the system. Still, the existence of other long-period sdB+WD binaries with comparable component masses, such as those illustrated in Garbutt et al. (2024, their Fig. 8), suggests that alternative evolutionary pathways or additional physical ingredients may provide multiple viable solutions. Future work should therefore explore these possibilities, including systematic variations in metallicity, angular momentum accretion prescriptions, and mass-loss mechanisms, to better constrain the range of evolutionary channels that can lead to PTF1 J2238+7430-like systems.

3.3. Parameter range for similar evolutionary pathways

Although our simulations explore a wide range of parameters (see appendix Table A.1), they were not carried out in a fully systematic manner. Consequently, the trends and limits we identify should be regarded as preliminary indications of the parameter space that appears promising for forming systems similar to PTF1 J2238+7430, rather than as strict constraints.

Producing a long-period post-stable mass transfer sdB+WD binary requires a delicate balance between the component masses and the initial orbital period. A mass ratio close to unity ($q \approx 1$) is essential to maintain stability during Roche-lobe overflow, while the donor mass (M_1) plays a particularly central role. For $M_1 \gtrsim 3\text{--}3.5 M_{\odot}$, the hydrogen-free core mass at the onset of mass transfer tends to exceed the observed sdB mass,

implying that sdB formation would require Roche-lobe overflow during the sub-giant phase (Arancibia-Rojas et al. 2024), which generally produces post-stable mass transfer orbital periods shorter than observed. Overshooting effects in this regime also tend to yield sdB masses larger than those measured in PTF1 J2238+7430. While more massive sdB stars are not problematic in a general evolutionary context, reproducing the specific properties of PTF1 J2238+7430 requires forming a relatively low-mass core in the range of $\sim 0.36\text{--}0.41 M_{\odot}$. At the other extreme, for $M_1 \lesssim 1.8 M_{\odot}$, two issues arise. First, helium ignition does not occur at the observed sdB mass in red giants with degenerate cores, preventing the formation of an sdB of the required mass. Second, even for $M_1 \approx 1.8 M_{\odot}$, the resulting WD progenitor mass after conservative mass transfer is typically too low ($\lesssim 3.6 M_{\odot}$), which would not allow the formation of a WD with $M \gtrsim 0.7 M_{\odot}$. Taken together, these trends suggest that viable progenitors are more likely found around $M_1 \sim 2\text{--}3 M_{\odot}$, with roughly equal-mass binaries ($M_1 \approx M_2 \approx 2\text{--}3 M_{\odot}$) appearing particularly favorable for reproducing both the observed mass and orbital period.

The initial orbital period ($P_{\text{orb,init}}$) also shows a strong influence. For periods much longer than ~ 10 days, helium ignition may occur before the end of stable mass transfer, preventing sdB formation because a significant fraction of the donor mass has not yet been processed into the helium core. In addition, in this regime the donor can retain a more massive hydrogen envelope than the typical $\sim 3.16 \times 10^{-5} - 0.01 M_{\odot}$ found in sdB stars (Bauer & Kupfer 2021; Arancibia-Rojas et al. 2024; Rodríguez-Segovia et al. 2025), further complicating the reproduction of the observed system. On the other hand, very short initial periods (a few days or less) tend to produce post mass-transfer orbits that are overly compact, increasing the risk of Roche-lobe overflow by the accretor, which may drive the system into a common-envelope phase instead of stable mass transfer, or even lead to a merger. In addition, higher M_1 values generally require shorter $P_{\text{orb,init}}$ to keep the hydrogen-free core mass low, which in turn favors higher mass-loss fractions (β) to avoid excessive accretor growth. These interdependencies highlight the delicate balance between the different parameters in reproducing the observed system.

The fraction of mass lost from the system during Roche-lobe overflow, denoted as β , also plays a critical role in the evolution of the binary. Very low values of β ($\beta \lesssim 0.15$) lead to excessive accretion onto the secondary, potentially driving it to critical rotation or inducing premature Roche-lobe overflow. In contrast, very high values ($\beta \gtrsim 0.85\text{--}0.90$) hinder sufficient core growth in the donor before the envelope is removed, preventing helium ignition. Our simulations indicate that only an intermediate range of β ($\sim 0.15\text{--}0.85$) allows for the formation of viable sdB stars.

Figure 5 presents a summary highlighting regions of the initial parameter space, particularly the donor mass ($M_{1,\text{init}}$) and orbital period (P_{init}). The large green-shaded square represents combinations of $M_{1,\text{init}}$ and P_{init} that potentially represent initial configurations of post-stable mass-transfer systems leading to the formation of sdB+WD binaries consistent with the observational constraints of PTF1 J2238+7430, assuming $q_{\text{crit}} \gtrsim 1$ and $\beta = 0.15$. This parameter space may help to identify systems similar to PTF1 J2238+7430, such as those marked with black squares, which contain an sdB and a WD with minimum masses of $\sim 0.4 M_{\odot}$ and $\sim 0.7 M_{\odot}$, respectively. These masses are sufficient to consider them as potential progenitors of double-detonation Type Ia supernovae (Livne 1990; Livne & Arnett 1995; Fink et al. 2010; Woosley & Kasen 2011; Wang & Han 2012; Wang 2018; Shen & Bildsten 2014). Overall, these con-

straints provide a useful guide and a foundation for more systematic future explorations of the parameter space.

In summary, while our models identify a plausible parameter space for reproducing the observed system, they rely on a series of tightly constrained assumptions, and our exploration of the initial parameter space remains preliminary and should be regarded as indicative rather than exhaustive. Slight deviations in component masses, initial orbital period, or mass-transfer efficiency can prevent the formation of the observed sdB+WD binary, emphasizing the sensitivity of these evolutionary pathways. Element diffusion (i.e., gravitational settling and chemical diffusion) is not included in our models. Since diffusion can modify the predicted values of $\log g$ and T_{eff} , its inclusion would likely require a slightly different initial primary mass in order to reproduce the present-day properties of the sdB component (Michaud et al. 2007; Ostrowski et al. 2021). We have not varied the stellar metallicity, which could in principle affect the internal structure, core growth, and mass-loss rates. Some of these limitations can be alleviated if we relax the restriction of keeping the common-envelope efficiency α_{CE} strictly around $1/3$ and instead allow it to adopt higher values. Future studies should also consider systems with different sdB and WD masses, which could still qualify as potential double-detonation supernova Ia progenitors. Consequently, while our results highlight promising regions of parameter space, further work is needed to more rigorously map all possible evolutionary channels and quantify their likelihood.

Given the configuration we inferred for PTF1 J2238+7430 at the main-sequence stage (initial donor mass $M_{1,\text{init}} \sim 2.7 M_{\odot}$, companion mass $M_{2,\text{init}} \sim 2.7 M_{\odot}$, and initial orbital period $P_{\text{orb,init}} \sim 3$ days), Lagos et al. (2020) and Lagos-Vilches et al. (2024) suggest that systems with similar parameters and evolution pathways are likely to host a distant tertiary companion. This is, main-sequence binaries with short orbital periods ($\lesssim 5$ days) have a high probability of being part of a hierarchical triple system (Tokovinin et al. 2006). To investigate this possibility, we searched the *Gaia* DR3 catalog for sources around of PTF1 J2238+7430 that have consistent parallax and proper motion values. No candidate objects were found that could plausibly be associated with the system but a deeper search and/or perhaps high angular resolution observations are required to exclude the hypothesis that PTF1 J2238+7430 is part of a hierarchical triple.

4. Summary and Conclusions

Our simulations successfully reproduce the evolutionary pathway of PTF1 J2238+7430, as originally proposed by Kupfer et al. (2022). Starting from a close binary on the main sequence, we find that stable Roche-lobe overflow of a $\sim 2.7 M_{\odot}$ donor produces a stripped helium-burning core that matches the observed sdB properties. The accretor grows in mass, reaching nearly $4 M_{\odot}$, and subsequently evolves toward the giant branch. At this stage, unstable mass transfer triggers a common-envelope event, leaving behind a $0.406 M_{\odot}$ sdB and a $0.72 M_{\odot}$ white dwarf in a compact orbit. Gravitational wave radiation then shrinks the orbit to the present-day configuration, with a cooling age for the WD consistent with observations. By providing an evolutionary model that reproduces the observed parameters, our results provide strong support for the stable mass transfer + common-envelope scenario. Moreover, the derived common-envelope efficiency of $\alpha_{\text{CE}} \approx 0.87$ highlights the importance of envelope physics in shaping compact binaries and possible progenitors of thermonuclear supernovae.

However, the reproduction of this system requires finely tuned assumptions. The outcomes depend sensitively on the

adopted values of the mass-loss fraction β , the treatment of angular momentum accretion, and the efficiency of the common-envelope phase. In particular, we find that explaining PTF1 J2238+7430 requires a relatively high common-envelope efficiency ($\alpha_{\text{CE}} \approx 0.8$), higher than the canonical values inferred for many other post-common-envelope binaries. This difference may reflect the distinct evolutionary history of this system, in which the common envelope corresponds to a *second* mass-transfer phase rather than the first.

Our results should therefore be viewed as indicative rather than definitive. The parameter space outlined in Figure 5 highlights promising regions for forming systems similar to PTF1 J2238+7430 and may also point to other sdB+WD binaries with component masses sufficient to qualify as potential double-detonation Type Ia supernova progenitors. Furthermore, some areas that we excluded from our analysis—such as progenitors with main-sequence masses $> 3.0 M_{\odot}$ —could lead to the formation of more massive sdB stars, which in turn may also represent viable double-detonation supernova progenitors. These regimes should therefore be included in future studies aimed at characterizing the broader population of sdB+WD systems. Nonetheless, a more systematic exploration—covering variations in metallicity, angular momentum transport, and mass-loss prescriptions—is necessary to fully map the range of viable evolutionary channels and to assess their relative likelihood within stellar populations. Ultimately, extending this work into population synthesis studies will be key to quantifying the frequency of such systems and evaluating their contribution to the overall Type Ia supernova rate.

Acknowledgements. This research was supported by Deutsche Forschungsgemeinschaft (DFG, German Research Foundation) under Germany's Excellence Strategy - EXC 2121 "Quantum Universe" – 390833306. Co-funded by the European Union (ERC, CompactBINARIES, 101078773). Views and opinions expressed are however those of the author(s) only and do not necessarily reflect those of the European Union or the European Research Council. Neither the European Union nor the granting authority can be held responsible for them. MRS acknowledge financial support from FONDECYT (grant number 1221059). DB acknowledges support from FONDECYT (grant number 3220167) and the São Paulo Research Foundation (FAPESP), Brazil, Process Numbers 2024/03736-2 and 2025/00817-4.

References

- Angulo, C., Arnould, M., Rayet, M., et al. 1999, *Nucl. Phys. A*, **656**, 3
- Arancibia-Rojas, E., Zorotovic, M., Vučković, M., et al. 2024, *MNRAS*, **527**, 11184
- Bauer, E. B. & Kupfer, T. 2021, *ApJ*, **922**, 245
- Bauer, E. B., Schwab, J., & Bildsten, L. 2017, *ApJ*, **845**, 97
- Belloni, D., Mikołajewska, J., & Schreiber, M. R. 2024a, *A&A*, **686**, A226
- Belloni, D., Schreiber, M. R., & El-Badry, K. 2025, *A&A*, **697**, A100
- Belloni, D., Schreiber, M. R., & Zorotovic, M. 2024b, *A&A*, **687**, A12
- Bildsten, L., Shen, K. J., Weinberg, N. N., & Nelemans, G. 2007, *ApJ*, **662**, L95
- Brooks, J., Bildsten, L., Marchant, P., & Paxton, B. 2015, *ApJ*, **807**, 74
- Buchler, J. R. & Yueh, W. R. 1976, *ApJ*, **210**, 440
- Cassisi, S., Potekhin, A. Y., Pietrinferni, A., Catelan, M., & Salaris, M. 2007, *ApJ*, **661**, 1094
- Chugunov, A. I., Dewitt, H. E., & Yakovlev, D. G. 2007, *Phys. Rev. D*, **76**, 025028
- Cybur, R. H., Amthor, A. M., Ferguson, R., et al. 2010, *ApJS*, **189**, 240
- Deshmukh, K., Bauer, E. B., Kupfer, T., & Dorsch, M. 2024, *MNRAS*, **527**, 2072
- Fink, M., Röpke, F. K., Hillebrandt, W., et al. 2010, *A&A*, **514**, A53
- Fuller, G. M., Fowler, W. A., & Newman, M. J. 1985, *ApJ*, **293**, 1
- Gao, S.-J. & Li, X.-D. 2023, *MNRAS*, **525**, 2605
- Garbutt, J. A., Parsons, S. G., Toloza, O., et al. 2024, *MNRAS*, **529**, 4840
- Ge, H., Tout, C. A., Webbink, R. F., et al. 2024, *ApJ*, **961**, 202
- Ge, H., Webbink, R. F., Chen, X., & Han, Z. 2020, *ApJ*, **899**, 132
- Geier, S., Marsh, T. R., Wang, B., et al. 2013, *A&A*, **554**, A54
- Han, Z., Podsiadlowski, P., Maxted, P. F. L., & Marsh, T. R. 2003, *MNRAS*, **341**, 669

- Han, Z., Podsiadlowski, P., Maxted, P. F. L., Marsh, T. R., & Ivanova, N. 2002, *MNRAS*, **336**, 449
- Heber, U. 1986, *A&A*, **155**, 33
- Heber, U. 2009, *ARA&A*, **47**, 211
- Heber, U. 2016, *PASP*, **128**, 082001
- Heber, U. 2026, in *Encyclopedia of Astrophysics*, Vol. 2, 488–507
- Heger, A., Langer, N., & Woosley, S. E. 2000, *ApJ*, **528**, 368
- Heger, A., Woosley, S. E., & Spruit, H. C. 2005, *ApJ*, **626**, 350
- Hernandez, M. S., Schreiber, M. R., Parsons, S. G., et al. 2021, *MNRAS*, **501**, 1677
- Hernandez, M. S., Schreiber, M. R., Parsons, S. G., et al. 2022a, *MNRAS*, **512**, 1843
- Hernandez, M. S., Schreiber, M. R., Parsons, S. G., et al. 2022b, *MNRAS*, **517**, 2867
- Iben, Jr., I. & Tutukov, A. V. 1991, *ApJ*, **370**, 615
- Iglesias, C. A. & Rogers, F. J. 1993, *ApJ*, **412**, 752
- Iglesias, C. A. & Rogers, F. J. 1996, *ApJ*, **464**, 943
- Irwin, A. W. 2012, *FreeEOS: Equation of State for stellar interiors calculations*, Astrophysics Source Code Library, record ascl:1211.002
- Itoh, N., Hayashi, H., Nishikawa, A., & Kohyama, Y. 1996, *ApJS*, **102**, 411
- Jermyn, A. S., Bauer, E. B., Schwab, J., et al. 2023, *ApJS*, **265**, 15
- Jermyn, A. S., Schwab, J., Bauer, E., Timmes, F. X., & Potekhin, A. Y. 2021, *ApJ*, **913**, 72
- Kupfer, T., Bauer, E. B., Burdge, K. B., et al. 2020a, *ApJ*, **898**, L25
- Kupfer, T., Bauer, E. B., Marsh, T. R., et al. 2020b, *ApJ*, **891**, 45
- Kupfer, T., Bauer, E. B., van Roestel, J., et al. 2022, *ApJ*, **925**, L12
- Kupfer, T., Ramsay, G., van Roestel, J., et al. 2017a, *ApJ*, **851**, 28
- Kupfer, T., van Roestel, J., Brooks, J., et al. 2017b, *ApJ*, **835**, 131
- Lagos, F., Schreiber, M. R., Parsons, S. G., Gänsicke, B. T., & Godoy, N. 2020, *MNRAS*, **499**, L121
- Lagos-Vilches, F., Hernandez, M., Schreiber, M. R., Parsons, S. G., & Gänsicke, B. T. 2024, *MNRAS*, **534**, 3229
- Langanke, K. & Martínez-Pinedo, G. 2000, *Nucl. Phys. A*, **673**, 481
- Lechien, T., de Mink, S. E., Valli, R., et al. 2025, *arXiv e-prints*, [arXiv:2505.14780](https://arxiv.org/abs/2505.14780)
- Livne, E. 1990, *ApJ*, **354**, L53
- Livne, E. & Arnett, D. 1995, *ApJ*, **452**, 62
- Maxted, P. F. L., Heber, U., Marsh, T. R., & North, R. C. 2001, *MNRAS*, **326**, 1391
- Michaud, G., Richer, J., & Richard, O. 2007, *ApJ*, **670**, 1178
- Napiwotzki, R., Karl, C. A., Lisker, T., et al. 2004, *Ap&SS*, **291**, 321
- Nelemans, G., Preece, H., Temmink, K., Munday, J., & Pols, O. 2025, *A&A*, **700**, A219
- Neunteufel, P., Yoon, S. C., & Langer, N. 2019, *A&A*, **627**, A14
- Oda, T., Hino, M., Muto, K., Takahara, M., & Sato, K. 1994, *Atomic Data and Nuclear Data Tables*, **56**, 231
- Ostrowski, J., Baran, A. S., Sanjayan, S., & Sahoo, S. K. 2021, *MNRAS*, **503**, 4646
- Paczynski, B. 1991, *ApJ*, **370**, 597
- Paxton, B., Bildsten, L., Dotter, A., et al. 2011, *ApJS*, **192**, 3
- Paxton, B., Cantiello, M., Arras, P., et al. 2013, *ApJS*, **208**, 4
- Paxton, B., Marchant, P., Schwab, J., et al. 2015, *ApJS*, **220**, 15
- Paxton, B., Schwab, J., Bauer, E. B., et al. 2018, *ApJS*, **234**, 34
- Paxton, B., Smolec, R., Schwab, J., et al. 2019, *ApJS*, **243**, 10
- Piersanti, L., Gagliardi, S., Iben, Jr., I., & Tornambé, A. 2003, *ApJ*, **598**, 1229
- Piersanti, L., Tornambé, A., & Yungelson, L. R. 2014, *MNRAS*, **445**, 3239
- Piersanti, L., Yungelson, L. R., & Bravo, E. 2024, *A&A*, **689**, A287
- Popham, R. & Narayan, R. 1991, *ApJ*, **370**, 604
- Potekhin, A. Y. & Chabrier, G. 2010, *Contributions to Plasma Physics*, **50**, 82
- Rajamuthukumar, A. S., Bauer, E. B., Justham, S., et al. 2024, *arXiv e-prints*, [arXiv:2411.08099](https://arxiv.org/abs/2411.08099)
- Rodríguez-Segovia, N., Ruiter, A. J., & Seitenzahl, I. R. 2025, *PASA*, **42**, e012
- Rogers, F. J. & Nayfonov, A. 2002, *ApJ*, **576**, 1064
- Romero, A. D., Kepler, S. O., Joyce, S. R. G., Lauffer, G. R., & Córscico, A. H. 2019, *MNRAS*, **484**, 2711
- Ruiter, A. J., Belczynski, K., Benacquista, M., Larson, S. L., & Williams, G. 2010, *ApJ*, **717**, 1006
- Saumon, D., Chabrier, G., & van Horn, H. M. 1995, *ApJS*, **99**, 713
- Savonije, G. J., de Kool, M., & van den Heuvel, E. P. J. 1986, *A&A*, **155**, 51
- Schafferoth, V., Pelisoli, I., Barlow, B. N., Geier, S., & Kupfer, T. 2022, *A&A*, **666**, A182
- Shen, K. J. & Bildsten, L. 2014, *ApJ*, **785**, 61
- Timmes, F. X. & Swesty, F. D. 2000, *ApJS*, **126**, 501
- Tokovinin, A., Thomas, S., Sterzik, M., & Udry, S. 2006, *A&A*, **450**, 681
- Tutukov, A. V. & Fedorova, A. V. 1989, *Soviet Ast.*, **33**, 606
- Tutukov, A. V. & Yungelson, L. R. 1990, *Soviet Ast.*, **34**, 57
- Vennes, S., Kawka, A., O’Toole, S. J., Németh, P., & Burton, D. 2012, *ApJ*, **759**, L25
- Wang, B. 2018, *Research in Astronomy and Astrophysics*, **18**, 049
- Wang, B. & Han, Z. 2012, *New A Rev.*, **56**, 122
- Webbink, R. F. 1984, *ApJ*, **277**, 355
- Webbink, R. F. 2008, in *Astrophysics and Space Science Library*, Vol. 352, Astrophysics and Space Science Library, ed. E. F. Milone, D. A. Leahy, & D. W. Hobill, 233
- Woosley, S. E. & Kasen, D. 2011, *ApJ*, **734**, 38
- Yungelson, L. R. 2008, *Astronomy Letters*, **34**, 620
- Zhang, Y., Li, Z., Chen, X., & Han, Z. 2024, *ApJ*, **977**, 24
- Zorotovic, M. & Schreiber, M. 2022, *MNRAS*, **513**, 3587
- Zorotovic, M., Schreiber, M. R., Gänsicke, B. T., & Nebot Gómez-Morán, A. 2010, *A&A*, **520**, A86

Appendix A: Summary of Unsuccessful MESA Model Attempts

In this section, we present a summary of the parameter combinations that were explored but did not lead to viable models. The table lists the initial values adopted for each attempt and the specific reason why the simulation failed to produce an evolution consistent with our target scenario.

Table A.1: Summary of parameter combinations tested and the corresponding reasons for unsuccessful outcomes.

M1	M2	β	P_{orb} (d)	Reason for failure
3.5	2.7	0.25	1.8	Accretor overfills its Roche lobe; need lower M2 and smaller β .
2.301	2.300	0.40	50	He flash occurs before the end of stable mass transfer.
2.301	2.300	0.40	25	He flash occurs before the end of stable mass transfer.
2.301	2.300	0.40	10	He flash occurs before the end of stable mass transfer.
2.301	2.300	0.40	5	M2 too low.
2.301	2.300	0.30	4	Accretor overfills its Roche lobe.
2.31	2.29	0.20	4	Critical rotation problem.
2.31	2.30	0.20	5	Critical rotation problem.
2.51	2.50	0.40	10	Critical rotation problem.
2.51	2.50	0.40	25	Critical rotation problem.
2.501	2.500	0.40	25	Critical rotation problem.
2.501	2.500	0.50	50	He flash occurs before the end of stable mass transfer.
2.101	2.100	0.20	50	He flash occurs before the end of stable mass transfer.
2.101	2.100	0.20	10	He flash occurs before the end of stable mass transfer.
2.101	2.100	0.10	7	Mass-transfer rate too high ($\dot{M} > 10^{-2}$).
3.001	3.000	0.80	3	He flash with envelope too large; sdB mass too high; M2 not massive enough;
2.401	2.400	0.30	3	Critical rotation at M2 ~ 3.60
2.401	2.400	0.35	4	Accretor overfills its Roche lobe.
2.401	2.400	0.35	5	Accretor overfills its Roche lobe.
2.401	2.400	0.35	3	Critical rotation (M2 ~ 3.56).
2.401	2.400	0.25	3	Critical rotation; M2 core too small for massive WD.
2.501	2.500	0.25	3	Critical rotation (M2 ~ 3.77); final P_{orb} only 166 d; M2 core too small.
2.501	2.500	0.15	3	Critical rotation (M2 ~ 3.87); sdB mass OK; M2 core too small.
2.601	2.600	0.15	3	Critical rotation (M2 ~ 4.0); sdB T_{eff} too low; M2 core insufficient.
2.701	2.700	0.15	3	Critical rotation (M2 ~ 4.14); sdB parameters almost OK; M2 core still too small.
2.701	2.700	0.15	3	T_{eff} improves but $\log g$ and radius do not; accretor overfills its Roche lobe.
2.701	2.700	0.15	3.5	Accretor overfills its Roche lobe.
2.710	2.700	0.10	3	sdB parameters uncertain; accretor overfills its Roche lobe.