

MiniRec: Data-Efficient Reinforcement Learning for LLM-based Recommendation

Lin Wang
The Hong Kong Polytechnic
University
Hong Kong, China
comp-lin.wang@connect.polyu.hk

Yang Zhang*
National University of Singapore
Singapore
zyang1580@gmail.com

Jingfan Chen
The Hong Kong Polytechnic
University
Hong Kong, China
jingfan.chen@connect.polyu.hk

Xiaoyan Zhao
The Chinese University of Hong Kong
Hong Kong, China
xzhao@se.cuhk.edu.hk

Fengbin Zhu
National University of Singapore
Singapore
fengbin@nus.edu.sg

Qing Li
The Hong Kong Polytechnic
University
Hong Kong, China
csqli@comp.polyu.edu.hk

Tat-Seng Chua
National University of Singapore
Singapore
dcscts@nus.edu.sg

Abstract

The integration of reinforcement learning (RL) into large language models (LLMs) has opened new opportunities for recommender systems by eliciting reasoning and improving user preference modeling. However, RL-based LLM recommendation faces significant efficiency challenges, making full-data training costly. Existing data selection methods define sample value based on learnability or representativeness, yet their loss/gradient-driven or dataset coverage-driven criteria often misalign with RL learning dynamics, resulting in suboptimal performance.

To address this, we propose MiniRec, a data selection framework tailored for RL-based LLM recommendation. MiniRec evaluates sample learnability using key RL signals—rewards—pruning samples that are too easy (too high reward) or too difficult (consistently low reward). It assesses representativeness by aligning sample gradients with the approximated “ideal” global RL optimization trajectory, selecting samples that mainly drive model updates, and it also enforces diversity to reduce redundancy. Combined with a curriculum learning strategy from easy to hard samples, MiniRec significantly reduces training cost while largely preserving performance. Extensive experiments demonstrate MiniRec’s effectiveness, highlighting the importance of reward-aligned, trajectory-informed data selection in RL-based LLM recommendation. Our code are available at <https://anonymous.4open.science/r/MiniRec-4323/README.md>

*Corresponding author.

Permission to make digital or hard copies of all or part of this work for personal or classroom use is granted without fee provided that copies are not made or distributed for profit or commercial advantage and that copies bear this notice and the full citation on the first page. Copyrights for components of this work owned by others than the author(s) must be honored. Abstracting with credit is permitted. To copy otherwise, or republish, to post on servers or to redistribute to lists, requires prior specific permission and/or a fee. Request permissions from permissions@acm.org.
Conference acronym 'XX, Woodstock, NY

© 2018 Copyright held by the owner/author(s). Publication rights licensed to ACM.
ACM ISBN 978-1-4503-XXXX-X/2018/06
<https://doi.org/XXXXXXX.XXXXXXX>

CCS Concepts

• **Information systems** → **Recommender systems**; **Data mining**.

Keywords

Data Subset Selection, Data Efficiency, Recommender Systems, Data Curation for Recommendation, RL-based Recommendation, Efficient Training

ACM Reference Format:

Lin Wang, Yang Zhang, Jingfan Chen, Xiaoyan Zhao, Fengbin Zhu, Qing Li, and Tat-Seng Chua. 2018. MiniRec: Data-Efficient Reinforcement Learning for LLM-based Recommendation. In *Proceedings of Make sure to enter the correct conference title from your rights confirmation email (Conference acronym 'XX)*. ACM, New York, NY, USA, 11 pages. <https://doi.org/XXXXXXX.XXXXXXX>

1 Introduction

The rapid advancement of large language models (LLMs) is reshaping recommender systems into a new paradigm [1, 4, 41, 44, 51]. Recent studies show that incorporating reinforcement learning (RL) to elicit stronger reasoning in LLMs can further enhance their ability to infer user preferences and thereby improve overall recommendation performance [39, 49, 52, 53]. However, RL-based LLM recommendation faces a significant efficiency bottleneck, as advanced optimization algorithms such as GRPO [7, 34] often require generating multiple trajectories per sample [53], leading to high GPU memory consumption and prolonged training time. A natural solution to reduce computational cost is to train on a subset of the data [19]. Yet, the RL model’s performance heavily depends on the quality of the selected samples. This raises a key question: how can we effectively select training subsets while maintaining strong model performance?

Existing works [20, 28, 43, 54] on data selection (or data pruning) in recommender systems can be divided into two categories based

on how they identify the most valuable samples: 1) Learning signal-driven approaches, which select “hard” or “forgotten” samples based on gradient norms or loss signals; and 2) Similarity/information-driven approaches, which select samples to ensure coverage of the data through clustering or submodular optimization. Learning signal-driven methods focus on identifying the learnability of each sample and its contribution to the learning process[25, 38]. In contrast, similarity-driven methods emphasize sample representativeness, aiming to select subsets that can stand in for the full dataset and achieve model optimization performance close to training on all data [3]. Both lines of work have demonstrated significant success in conventional recommendation scenarios.

However, we identify two fundamental challenges for these data selections for application in RL-based LLM recommendation:

- Loss and gradients fail to measure sample learnability. In advanced RL methods such as GRPO, the loss and corresponding gradients depend on the relative reward comparisons among trajectories for each sample. This relative comparison can introduce noise into the assessment of sample learnability, causing samples with consistently low rewards to contribute disproportionately to the gradient norm and loss. As shown in Figure 1, over one-quarter of samples consistently exhibit very low rewards during the training process, yet correspond to high loss and gradient norms. Clearly, paying too much attention to these samples does not meaningfully improve learning.
- Dataset coverage does not guarantee representativeness for RL optimization. Unlike conventional recommendations, RL-based LLM recommendation is typically designed to teach the model to first reason and then generate outputs, *i.e.*, $input \rightarrow reason \rightarrow output$, rather than directly $input \rightarrow output$. Simply ensuring coverage of $(input, output)$ data pairs potentially fails to capture the samples most representative for learning reasoning. As shown in Table 1, we empirically find that the classical coverage-based selection method can even underperform random sampling.

To address these challenges, it is essential to reliably estimate sample learnability and representativeness in alignment with the RL learning. For learnability, since the reward directly reflects the model’s learning state, it is natural to leverage it for identifying the samples’ learnability. For representativeness, the key lies beyond the $input \rightarrow output$ relation and instead involves considering the $input \rightarrow reason \rightarrow output$ relation. However, because the reliable “reason” is difficult to obtain, defining representativeness from a data-coverage perspective becomes infeasible. Given that the optimization trajectory of an RL model—from the initial to the final updated model—encodes the learning of the $input \rightarrow reason \rightarrow output$, we could define samples whose gradients are more aligned with this trajectory as representative for reasoning learning. By approximating this ideal optimization direction, the approach removes the need to explicitly access the detailed “reason” data.

Based on these insights, we introduce **MiniRec**, a data selection framework tailored for RL-based LLM recommendation. Specifically, MiniRec leverages a proxy model to efficiently estimate sample rewards for learnability definition, pruning samples with low learning value—those that are too easy or too hard to learn, *i.e.*, those with too high or always too low samples. Simultaneously, it uses global second-order gradients to approximate the ideal model

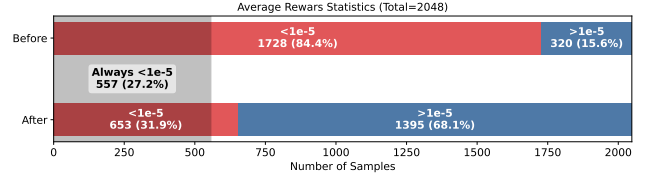


Figure 1: Comparison of average rewards distributions before and after training. Each horizontal bar shows the proportion of samples with very low average rewards (red) and normal rewards (blue). The shaded band highlights the subset of 557 samples (27.2%) that stayed at very low rewards both before and after training, indicating that more than one quarter of the dataset consistently failed to achieve any optimization contribution throughout training.

Table 1: Training results on Gemma-2-2b-it with 1,024 samples. Random selection outperforms embedding-based K-means, suggesting that embedding-space representativeness does not align with training value. Metrics: NDCG (N@k) and Hit Ratio (HR@k).

Method	CDs and Vinyl (1024)					
	N@5	N@10	N@20	HR@5	HR@10	HR@20
Random	0.0297	0.0361	0.0419	0.0459	0.0657	0.0888
Kmeans	0.0269	0.0349	0.0401	0.0445	0.0654	0.0875

optimization direction, measuring sample representativeness by the alignment between each sample’s gradients and this ideal direction, and then selecting samples that drive the main model updates. In addition to learnability and representativeness, MiniRec also incorporates a diversity control mechanism to dynamically adjust the scores of remaining samples, preventing the repeated selection of important but highly similar samples. All of these components together constitute the sample value measurement and selection mechanism in MiniRec.

Beyond data selection, MiniRec further employs curriculum learning to maximize the utility of the selected data. The selected subset is partitioned into batches, and training proceeds progressively from easier to harder samples. This curriculum schedule stabilizes early-stage optimization by preventing early exposure to overly difficult samples, while gradually exploiting the richer reward signals embedded in harder samples. With the unified value function, curriculum learning improves optimization stability and generalization.

Our contributions are threefold:

- We systematically analyze the challenges of data pruning in RL-based LLM recommendation and propose principles to evaluate sample value.
- We develop **MiniRec**, a framework that integrates learnability, representativeness, and diversity into data selection while accounting for RL-specific characteristics, and further incorporates curriculum learning to enhance training efficiency.
- Extensive experiments on multiple real-world recommendation datasets show that MiniRec achieves comparable or superior

performance while significantly reducing training cost compared to full-data training.

2 Related Works

2.1 LLM based Recommendation

Recent progress in large language models (LLMs) has profoundly reshaped recommender system research. Early neural sequential recommenders, such as SASRec [13] and BERT4Rec [35], established powerful contextual encoding foundations for user behavior modeling. With the rise of LLMs, studies have explored extending these capabilities to more interactive and explainable paradigms. Chat-Rec [9] introduces conversational augmentation of LLMs for interactive feedback understanding, while LLMRec [21] systematically benchmarks LLMs across multiple recommendation tasks. To capture richer semantics, RLMRec [31] and P4R [6] employ LLMs to generate high-quality user/item textual profiles and align the semantic and collaborative spaces through cross-view representation learning. Further, Reason4Rec [8] and R²ec [49] integrate deliberate reasoning and user preference alignment, pushing LLM-based recommenders toward cognitively enhanced understanding. Beyond prompting and SFT paradigms, Rec-R1 [16] and RLHF-based tuning [47] leverage reinforcement learning to directly optimize LLMs with feedback signals. To reduce training cost, data-efficient methods such as TF-DCon [42] and data-pruned fine-tuning [20] explore LLM-aided dataset condensation and few-shot adaption. Finally, TransRec [18] proposes a transition paradigm to unify language and item identifiers, bridging the semantic gap between LLMs and traditional recommender spaces.

2.2 Data-Efficient LLM training

Recent research on large language model (LLM) efficiency has increasingly focused on improving data utilization, instruction tuning, and reasoning efficiency. In data selection, MATES [50] introduces a model-aware framework that learns a data influence model to dynamically identify the most beneficial samples during pretraining, reducing computational cost by half. Complementary to this, PDS [10] formulates data selection as an optimal control problem governed by Pontryagin’s Maximum Principle, providing a theoretically grounded approach for large-scale language model training, while DSIR [45] adopts importance resampling in a reduced feature space to efficiently approximate target distributions for large text corpora. In instruction tuning, the Flan Collection [22] demonstrates the crucial role of task balancing and mixed prompting for robust instruction-following capabilities, and LTD Instruction Tuning [5] further shows that less than 0.5% of the original dataset can suffice for task-specific adaptation without performance degradation. For efficient reasoning, LIMO [48] supports the “Less-is-More” hypothesis that complex reasoning can emerge from a few strategic examples. In human preference alignment, difficulty-based selection [30] leverages the implicit reward gap in DPO to identify challenging but informative preference pairs, achieving superior alignment using only a fraction of the dataset. Together, these works underline a paradigm shift toward data-efficient and model-aware strategies for scaling large language models effectively and sustainably.

3 Preliminaries

3.1 Problem Setup and Notation

We denote the full training dataset as $\mathcal{D} = \{x_i\}_{i=1}^N$, where x_i refers to an individual sample. Our goal is to select a curriculum subset $\mathcal{S} \subseteq \mathcal{D}$ with target size $|\mathcal{S}| \ll |\mathcal{D}|$, such that training on \mathcal{S} yields similar or better performance compared to training on \mathcal{D} . For each sample x_i , we compute three types of scores: *learnability* $L(x_i)$, *representativeness* $R(x_i)$, and a diversity term $D(x_i | \mathcal{S})$. These are combined into a unified value function $V(x_i | \mathcal{S})$ that guides the selection process. Hyperparameters include the trade-off factor λ controlling the balance between learnability and representativeness, and the number of curriculum partitions K used in training.

3.2 Generalized Reinforced Policy Optimization

Building upon the proven success of GRPO [7], we adopt the Group-based Reinforcement Policy Optimization framework as the foundation of our RL approach. GRPO extends the standard Proximal Policy Optimization (PPO) [12, 26, 32, 33] by incorporating group-based reward normalization, leading to more stable and interpretable policy updates.

Given a reference policy $\pi_{\theta_{\text{old}}}$, GRPO first samples a set of N output trajectories for each input prompt x , denoted as $y_1, y_2, \dots, y_N \sim \pi_{\theta_{\text{old}}}(y|x)$. Each trajectory y_i represents a complete reasoning and generation process, encompassing both the model’s intermediate reasoning steps and final output. A scalar reward is then assigned to each trajectory based on a task-specific evaluation function.

$$r_i = R(x, y_i), \quad (1)$$

where $R(\cdot, \cdot)$ quantifies the quality or correctness of the generated output according to predefined criteria. Unlike conventional PPO, which relies on a learned value baseline, GRPO computes the advantage relative to the group average reward to capture intra-group performance differences:

$$A_i = \frac{r_i - \bar{r}}{\sigma}, \quad (2)$$

where $\bar{r} = \frac{1}{N} \sum_{j=1}^N r_j$ denotes the group mean reward, and σ is the standard deviation within the group. This normalization mitigates reward variance and reduces bias toward outliers. The policy parameters θ are then optimized by maximizing a clipped objective similar to PPO, but using the group-based advantage:

$$\mathcal{L}_{\text{GRPO}}(\theta) = \quad (3)$$

$$\mathbb{E}_{x, y_i \sim \pi_{\theta_{\text{old}}}} [\min(\rho_i(\theta) A_i, \text{clip}(\rho_i(\theta), 1 - \epsilon, 1 + \epsilon) A_i)], \quad (4)$$

where $\rho_i(\theta) = \frac{\pi_{\theta}(y_i|x)}{\pi_{\theta_{\text{old}}}(y_i|x)}$, and ϵ is a clipping threshold that restricts the step size of policy updates. This objective encourages improvements for samples that outperform their peers while ensuring stability through bounded updates.

In summary, GRPO optimizes policy updates by comparing each trajectory’s reward with the group-average baseline, improving robustness under high reward variance. Nevertheless, its reliance on relative rewards may overlook absolute reward signals, potentially limiting guidance toward globally optimal behaviors.

4 Methodology

In this section, we present MiniRec, a data selection framework for RL-based LLM recommendation. It aligns sample learnability and representativeness with RL objectives, integrates diversity control to avoid redundancy, and applies curriculum scheduling to enhance training efficiency and stability.

4.1 Overview

Figure 2 illustrates the overall pipeline of MiniRec for data selection in RL-based LLM recommendation. As shown, the core idea of MiniRec is to redefine sample learnability and representativeness scores in alignment with RL training, while incorporating a diversity control to prevent overly similar samples and a curriculum learning strategy to better utilize the selected data.

Learnability and representativeness. In this framework, learnability and representativeness scores serve as the core metrics for evaluating data value in selection. To better align them with RL, our key idea is to leverage RL-specific signals that could better reflect RL learning goal in their definition. Specifically,

- **Learnability score:** In RL training, the ultimate goal is to maximize the reward, and thus changes in reward naturally reflect the learnability of samples: if the reward can be easily maximized, the sample is easy to learn; if the reward remains consistently low, the sample is difficult to learn. Accordingly, we define the learnability of a sample based on its reward, estimated via a proxy model. To focus on informative samples, both overly easy and overly hard samples are assigned low scores.
- **Representativeness score:** In RL-based LLM recommendation, the goal is to teach the model reasoning, capturing the *input* \rightarrow *reason* \rightarrow *output* pattern rather than just *input* \rightarrow *output*. To identify representative samples, we focus on those that most effectively support learning this pattern. Specifically, we use the RL model’s optimization trajectory, from initial to final updated models, to capture the learning of *input* \rightarrow *reason* \rightarrow *output*. A sample’s representativeness is then measured by how well its gradient aligns with the estimated ideal optimization direction.

Diversity control. Relying solely on learnability and representativeness scores may lead to selecting important but overly similar samples, which adds little additional value. To address this, we dynamically adjust a sample’s value based on its similarity to already selected samples, focusing on choosing novel samples that still have high learnability and representativeness scores.

Data usage. After data selection, rather than using the selected samples blindly, MiniRec applies curriculum learning to maximize their utility—progressively training the model from easier to harder samples.

4.2 Reward-Based Learnability Estimation

In RL for LLM-based recommendation, the objective is to optimize the reward. As discussed, loss and gradient are no longer reliable indicators of sample learnability due to the relative advantage computation method, which involves dividing by a variance in Equation (2). Instead, we define learnability directly based on the reward that better aligns with the learning goal: if a sample’s reward is easily maximized, it is too easy and contributes little knowledge; if the

reward remains consistently low, it is too hard and offers minimal optimization benefit. Therefore, the most informative samples are those of moderate difficulty, with intermediate reward values.

• **Definition.** For each sample, we define its learnability score based on its reward value, assigning low scores to samples that are either too easy (reward can be easily maximized) or too hard (reward cannot be optimized), and high scores to moderate samples. Formally, for a sample x_i , let $\bar{r}(x_i)$ denote the potential optimized reward. We map $\bar{r}(x_i)$ to a continuous learnability score using a Gaussian-shaped function:

$$L(x_i) = \exp\left(-\frac{(\bar{r}(x_i) - \mu)^2}{2\sigma^2}\right), \quad (5)$$

where μ represents the optimal “moderate difficulty” point (typically $\mu = 0.5$) and σ^2 controls the tolerance around this target.

Regarding $\bar{r}(x_i)$, for each sample, it is computed by computing the average reward over different rollout reasoning trajectories. Formally,

$$\bar{r}(x_i) = \frac{1}{N} \sum_{n=1}^N r_n(x_i), \quad (6)$$

where N denotes the sampled number of rollout trajectories.

• **Estimation.** To estimate the learnability score, the key is obtaining the potential optimized reward $\bar{r}(x_i)$. Estimating it using the initial model is not meaningful, as most samples ($> 90\%$) receive rewards below 0.1, and using the fully optimized model is infeasible since it is unavailable. To address this, we first train a proxy policy model π_{θ^*} on a very small subset (e.g., 256 samples) and use the rewards computed by this proxy to approximate $\bar{r}(x_i)$ for all samples in the training set. These approximated rewards are then applied to Equation (5) to compute the scores. Notably, to ensure comparability across samples, the scores are finally normalized to the range $[0, 1]$ as,

$$L_{\text{norm}}(x_i) = \frac{L(x_i) - \min_{x_j \in \mathcal{D}} L(x_j)}{\max_{x_j \in \mathcal{D}} L(x_j) - \min_{x_j \in \mathcal{D}} L(x_j)}. \quad (7)$$

$L_{\text{norm}}(x_i)$ serves as the final learnability score. By grounding learnability in reward-level information rather than loss or gradient magnitudes, this design directly aligns with RL training dynamics. For \mathbf{m} ,

4.3 Ideal Optimization Direction-guided Representativeness Estimation

Beyond learnability, another important aspect of a sample’s value is its ability to represent the overall optimization of the dataset. In RL-based learning, the goal is to capture *input* \rightarrow *reason* \rightarrow *output* relations rather than just *input* \rightarrow *output* relations. Consequently, traditional dataset coverage, which reflects only the (*input*, *output*) distribution, no longer accurately measures representativeness. Extending coverage to include the “reason” is infeasible, as such data is typically unavailable.

• **Definition.** Motivated by the goal of selecting samples that reflect the overall dataset optimization and inspired by the work [11], we define representativeness in the optimization space rather than

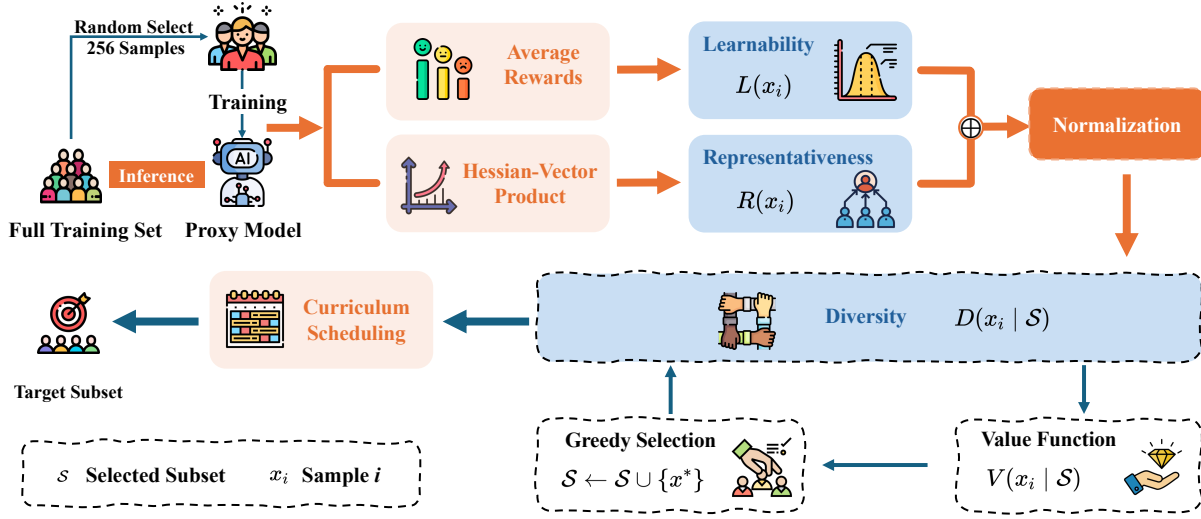


Figure 2: The MiniRec pipeline. We estimate sample-level learnability, representativeness, and diversity from the full training data, normalize these metrics, and integrate them through a value function for greedy subset selection. The obtained subset S is then partitioned for curriculum scheduling to train the model from easy to hard samples.

the dataset space. The key idea is that the optimization trajectory learned by reinforcement learning implicitly encodes the model’s reasoning patterns—thus, samples whose gradients are more aligned with this trajectory are more representative for reasoning learning. Once the optimization trajectory is obtained, we could obtain the representativeness. This drives our definition of sample representativeness score. Formally, let \mathbf{d}_g denotes the ideal model optimization trajectory (or direction), and \mathbf{d}_i denotes the optimization direction produced by sample x_i . The representativeness score for x_i is defined as follows:

$$R(x_i) = \cos(\mathbf{d}_g, \mathbf{d}_i), \quad (8)$$

where a higher value indicates greater importance.

•**Estimation.** It is not easy to estimate the defined representativeness score, as both \mathbf{d}_g and \mathbf{d}_i are not easy to obtained. Leveraging the proxy model as done by the learnability score estimation becomes no meaning, because the model may cannot represent the global optimization direction. Inspired by the *influence function* [14], we propose used the high-order (second-order) gradients to approximate the \mathbf{d}_g and \mathbf{d}_i , which could better reflects the final optimization directions.

Specifically, we incorporates second-order information through a Hessian–Vector Product (HVP) formulation [15, 24, 29]. For each sample x_i , we approximate its \mathbf{d}_i with the HVP as follows:

$$\mathbf{d}_i \approx \text{HVP}(x_i) = H(x_i) \cdot v_i = \nabla_{\theta}^2 \ell(x_i; \theta) v_i \quad (9)$$

$$= \nabla_{\theta} (\nabla_{\theta} \ell(x_i; \theta)^{\top} v_i), \quad (10)$$

where $H(x_i)$ is the Hessian of the loss with respect to θ , and $v_i = \nabla_h \ell(x_i; \theta)$ denotes the gradient of sample i , with $\ell(x_i; \theta)$ denoting the loss and h denoting the hidden state of the last token at the final layer for sample x_i . This operation implicitly captures the local curvature of the optimization landscape along the gradient direction, offering a second-order refinement of a sample’s

optimization influence—without explicitly forming the full Hessian matrix. For \mathbf{d}_g , it is optimized by the global averaged HVP, which is formulated as follows:

$$\mathbf{d}_g = \frac{1}{|\mathcal{D}|} \sum_{x_i \in \mathcal{D}} \text{HVP}(x_i). \quad (11)$$

The representativeness score is then approximated as follows:

$$R(x_i) \approx \cos(\mathbf{d}_g, \mathbf{d}_i), \quad (12)$$

Similarly, the representativeness scores are normalized into $[0, 1]$ following the scaling scheme in Equation (7). A higher $R_{\text{norm}}(x_i)$ indicates stronger alignment with the ideal RL optimization direction, meaning the sample better encapsulates the reasoning-driven update trajectory. By leveraging this gradient-based alignment principle, MiniRec effectively selects samples that are truly representative for the reinforcement learning optimization process.

4.4 Sample Diversity

While learnability and representativeness help identify the most informative samples aligned with the RL learning, relying solely on these criteria may lead to redundancy—selecting important yet homogeneous samples that contribute limited additional value. Therefore, another important aspect of MiniRec is to ensure diversity, which preserves heterogeneity in the training signals and enables the model to explore a broader reasoning space.

•**Diversity Score Definition.** In contrast to learnability and representativeness—both intrinsic to individual samples—diversity is a *relational property* defined with respect to the subset currently being constructed. Diversity measures how distinct a candidate sample is from those already selected. Assigning a static diversity score independent of the selected set S would be inappropriate. To explicitly encourage non-redundant selection, MiniRec formulates diversity as a dynamic marginal value through a min–max

strategy[17, 23], enforcing maximal incremental diversity at each selection step.

Formally, let $f(x_i)$ denote the feature representation of sample x_i (e.g., the final-layer hidden state or task-specific embedding), and S be the currently selected subset. The marginal diversity contribution of a candidate x_i is defined as its minimal distance to the subset:

$$D(x_i | S) = \min_{x_j \in S} \text{dist}(f(x_i), f(x_j)), \quad (13)$$

where $\text{dist}(\cdot, \cdot)$ denotes the distance metric, which is instantiated as cosine distance in this paper. This function yields high values for samples that lie far from the existing subset in the representation space, thus directly promoting sample differentiation. To maintain consistency with other objectives, the diversity score is normalized to $[0, 1]$, resulting in $D_{\text{norm}}(x_i | S)$.

• **Final Data Selection.** With considering the diversity control, at each step, the overall selection value for a candidate x_i is then defined as:

$$V(x_i | S) = D_{\text{norm}}(x_i | S) [L_{\text{norm}}(x_i) + \lambda R_{\text{norm}}(x_i)], \quad (14)$$

where $L_{\text{norm}}(x_i)$ and $R_{\text{norm}}(x_i)$ denote the normalized learnability and representativeness scores, respectively. The coefficient λ balances the relative emphasis of optimization alignment versus reward sensitivity. The design ensures that each newly selected sample maximizes marginal diversity while emphasizing learnability and representativeness.

Subset construction proceeds iteratively with a greedy selection rule. At each step, the sample with the highest overall value is chosen:

$$x^* = \arg \max_{x_i \in \mathcal{D}/S} V(x_i | S), \quad (15)$$

and added to S to form new $S \leftarrow S \cup \{x^*\}$. This process continues until the target subset size is reached.

4.5 Curriculum Scheduling

When using the selected data to train the model, blindly mixing samples of different difficulty levels can cause interference, leading to unstable gradients and suboptimal convergence, especially for involving learning reasoning. To address this, MiniRec introduces a curriculum scheduling mechanism [27, 40] that structures the learning process from easier to more challenging samples, thereby stabilizing optimization while maintaining diversity across stages. This design ensures that the model progressively internalizes foundational reasoning patterns before being exposed to harder, more heterogeneous cases.

To achieve this, as shown in Figure 3, the selected subset S is first randomly partitioned into K disjoint groups:

$$S = S_1 \cup S_2 \cup \dots \cup S_K, \quad S_i \cap S_j = \emptyset \quad (i \neq j). \quad (16)$$

Within each partition S_i , samples are further sorted in descending order of their reward $\bar{r}(x_i)$ defined in Equation (16), ensuring internal progression from easier to more complex instances while keeping each group representative of the overall data distribution.

Notably, our combination of random partitioning and intra-group ordering is crucial. If we globally sort the entire subset S by

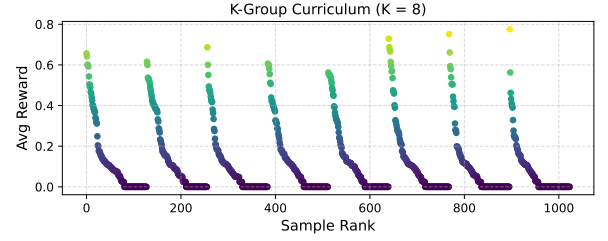


Figure 3: MiniRec’s curriculum scheduling mechanism.

difficulty and train the model strictly from easy to hard, the training process would become too rigid. Because RL-based instruction tuning usually runs for only a few epochs, the model would focus heavily on the easiest samples at the beginning, quickly fitting their simple patterns and converging to a suboptimal solution. Once the model locks into these easy patterns, it becomes difficult for later, harder samples to effectively influence learning, which can even lead to a decline in performance.

In contrast, MiniRec’s hybrid scheduling avoids this issue. Randomly partitioning the subset keeps each training phase diverse, while sorting within each group still provides a clear sense of progression from easier to harder cases. This design keeps the curriculum balanced—stable yet flexible—so the model avoids early overfitting, benefits from varied learning signals, and gradually strengthens its reasoning ability throughout training.

4.6 Implementation Details

Algorithm 1 outlines the proposed *Subset Selection with Curriculum Scheduling* framework, which consists of three phases: sample evaluation, subset construction, and curriculum scheduling. In the first phase, each training sample is evaluated by three criteria—learnability, representativeness, and diversity—to estimate its overall utility. Next, a diversity-aware greedy selection algorithm iteratively builds a compact yet informative subset, selecting samples that best balance informativeness and complementarity. Finally, curriculum scheduling organizes the chosen subset into progressive training stages, ordering samples from easy to hard based on estimated difficulty. Starting with simpler instances promotes stable learning and later integration of harder cases improves generalization and robustness.

5 Experiments

In this section, we comprehensively evaluate MiniRec through a series of experiments designed to assess its effectiveness, generalization, efficiency, and scalability. We first describe the experimental setup, including datasets and baseline methods, and then present main training results on LLM-based recommendation. We further analyze MiniRec’s cross-model generalization, training efficiency, and scalability under varying data budgets. Finally, an ablation study quantifies the contribution of each component, demonstrating that MiniRec’s integrated design is crucial for achieving robust and efficient performance.

Table 2: Performance comparison on the CDs and Vinyl and Instruments datasets with 1,024 training samples. MiniRec consistently outperforms existing data selection baselines (Random, K-means, GraNd, EL2N, DEALRec) across all metrics, approaching full-data performance while using only a subset of data.

Datasets	Methods	NDCG@5	NDCG@10	NDCG@20	Hit_ratio@5	Hit_ratio@10	Hit_ratio@20
CDs and Vinyl	Random	0.0297	0.0361	0.0419	0.0459	0.0657	0.0888
	Kmeans	0.0269	0.0349	0.0401	0.0445	0.0654	0.0875
	GraNd	0.0314	0.0384	0.0433	0.0475	0.0667	0.0921
	EL2N	0.0323	0.0390	0.0452	0.0509	0.0688	0.0917
	DEALRec	0.0324	0.0381	0.0429	0.0495	0.0664	0.0902
	MiniRec (Ours)	0.0341	0.0402	0.0464	0.0521	0.0714	0.0960
	Full	0.0345	0.0434	0.0478	0.0521	0.0788	0.0967
Instruments	Random	0.0099	0.0114	0.0146	0.0154	0.0201	0.0332
	Kmeans	0.0087	0.0102	0.0122	0.0134	0.0186	0.0321
	GraNd	0.0110	0.0159	0.0204	0.0187	0.0301	0.0489
	EL2N	0.0123	0.0157	0.0210	0.0196	0.0298	0.0505
	DEALRec	0.0102	0.0132	0.0177	0.0189	0.0254	0.0436
	MiniRec (Ours)	0.0143	0.0186	0.0223	0.0247	0.0378	0.0545
	Full	0.0161	0.0203	0.0257	0.0264	0.0397	0.0615

Algorithm 1 Subset Selection with Curriculum Scheduling

Require: Full dataset \mathcal{D} , base model M , target subset size m , balance weight λ , number of curriculum groups K .

- 1: **Learnability:** Estimate rewards $\bar{r}(x_i)$, compute $L(x_i)$ (Eq. (5)), and normalize to $L_{\text{norm}}(x_i)$ (Eq. (7)).
- 2: **Representativeness:** Compute representativeness score $R_{\text{norm}}(x_i)$ for each sample.
- 3: **Diversity-driven Greedy Selection:**
- 4: Initialize $\mathcal{S} \leftarrow \emptyset$.
- 5: **while** $|\mathcal{S}| < \text{target size } m$ **do**
- 6: **for all** $x_i \in \mathcal{D} \setminus \mathcal{S}$ **do**
- 7: Compute diversity score $D_{\text{norm}}(x_i | \mathcal{S})$ as minimum distance to samples in \mathcal{S} .
- 8: Compute overall value:

$$V(x_i | \mathcal{S}) = D_{\text{norm}}(x_i | \mathcal{S}) \cdot (L_{\text{norm}}(x_i) + \lambda R(x_i)).$$
- 9: **end for**
- 10: Select $x^* = \arg \max_{x_i} V(x_i | \mathcal{S})$.
- 11: Update $\mathcal{S} \leftarrow \mathcal{S} \cup \{x^*\}$.
- 12: **end while**
- 13: **Curriculum Scheduling:**
- 14: Randomly partition \mathcal{S} into K groups.
- 15: Sort \mathcal{S}_i by reward $\bar{r}(x_i)$ (descending).
- 16: Train M incrementally on \mathcal{S}_i from easy to hard.
- 17: **Output:** Final ranked subset \mathcal{S} .

Table 3: Dataset Statistics.

Dataset	Users	Items	Interactions	Train	Val	Test
CDs and Vinyl	7,701	12,024	13,435	10,748	1,343	1,344
Musical Instruments	15,656	10,320	34,373	27,498	3,437	3,438

Baselines. We compare MiniRec with six data selection strategies: (1) **Random**: random sampling from the full dataset; (2) **KMeans** [2]: clustering-based selection to enhance diversity; (3) **GraNd** [28]: gradient-norm-based sample importance; (4) **EL2N** [28]: error-based data valuation; and (5) **DEALRec** [19]: A data pruning method combining influence and effort scores to efficiently select representative samples for few-shot fine-tuning of LLM-based recommendation. For all methods, the subset size is fixed to $|\mathcal{S}| = 1024$ unless otherwise stated.

Proxy Model. In general, the proxy model shown in Figure. 2 is kept consistent with the final target model used for training. For example, if the ultimate goal is to fine-tune the Gemma model, the proxy model is likewise instantiated from Gemma and trained on a small subset of 256 samples. Aligning the proxy and target architectures ensures that the learned data valuation reflects the same optimization dynamics and inductive biases as the final model, thereby improving the reliability and transferability of the selected subset.

5.1 Experimental Setup

Datasets. We adopt two real-world Amazon review datasets, **CDs & Vinyl** and **Instruments** [49], which are widely used in recommendation benchmarking. Details please see Table 3. Each dataset contains rich user-item interactions and textual reviews, allowing us to assess the quality of selected training subsets across different domains.

5.2 Training Performance

This experiment evaluates MiniRec in training LLM-based recommender models using selected subsets. The objective is to examine whether MiniRec-selected samples can preserve model performance while significantly reducing training data size. We conduct experiments on two Amazon categories—CDs & Vinyl and Instruments—with subset size $|\mathcal{S}| = 1024$. All methods fine-tune the same

base LLM Gemma-2-2b-it [36] under identical hyperparameter settings for fairness. Results are reported in Table 2.

Across both datasets, MiniRec consistently achieves the best or comparable performance among all baselines. On CDs & Vinyl, MiniRec attains an NDCG@20 of 0.0464 and a Hit Ratio@20 of 0.0960, closely matching the full-data model. On Instruments, MiniRec also leads with NDCG@20 = 0.0223 and Hit Ratio@20 = 0.0545. These results verify that MiniRec effectively identifies subsets that retain high training informativeness.

In summary, MiniRec’s joint consideration of learnability, representativeness, and diversity enables efficient LLM fine-tuning, delivering robust recommendation quality with minimal data usage.

5.3 Generalization Across Different LLMs

To further assess the cross-model generalization ability of MiniRec, we examine whether the subsets selected by one LLM remain effective when transferred to another model. Specifically, we evaluate the effectiveness of subsets S , selected using a proxy model, by fine-tuning Gemma-2-2B-it [36] on 256 samples, and train separate recommender models based on both Gemma-2-2B-it and Qwen2.5-3B-Instruct [37, 46] architectures. The subset size is fixed at $|S| = 1024$, and all models are trained under identical hyperparameter settings to ensure comparability.

Figure 4 reports the results on the CDs & Vinyl dataset. Across all evaluation metrics (NDCG@ k and Hit Ratio@ k , $k \in \{5, 10, 20\}$), subsets obtained by MiniRec generalize well to unseen LLM architectures. When the subset selected by Gemma-2-2B-it is applied to Qwen2.5-3B-Instruct, MiniRec still achieves Hit Ratio@10=0.0670, clearly outperforming other subset selection methods. The consistent leading performance across both models demonstrates that MiniRec-selected samples encapsulate information broadly beneficial to LLM fine-tuning, rather than exploiting model-specific peculiarities.

Overall, these findings confirm that MiniRec’s value function captures intrinsic data value that transfers effectively across different LLM architectures, underscoring its potential as a general-purpose and architecture-agnostic data selection approach for efficient model training.

5.4 Efficiency Analysis

This experiment investigates the training efficiency of MiniRec by measuring the reduction in computational cost under different subset sizes. The goal is to evaluate whether MiniRec can accelerate fine-tuning of LLM-based recommender models while retaining high performance. All experiments are conducted on a cluster equipped with four NVIDIA A5000 GPUs (24GB memory each). For both datasets—CDs & Vinyl and Instruments—we vary the subset size $|S| \in \{256, 512, 1024\}$ and compare it with full-data training. The total training time (wall-clock hours) is recorded under consistent hyperparameter settings.

As shown in Figure 5, MiniRec substantially lowers training time compared to full-data fine-tuning. On CDs & Vinyl, training with 1024 samples reduces wall-clock cost from 18.6h to 3.3h, achieving nearly 82% savings. Similarly, on Instruments, the cost decreases from 38.5h to 5.5h with minimal performance degradation. Smaller subsets further accelerate the process, with proportionate efficiency

gains. In summary, MiniRec enables a favorable cost–performance balance, reducing training time by one order of magnitude without sacrificing model quality. This demonstrates its practicality for efficient LLM-based recommendation in resource-constrained environments.

5.5 Scalability with Subset Size

This experiment examines the scalability of MiniRec with respect to subset size, aiming to understand how model performance evolves as more training samples are included. The objective is to evaluate whether MiniRec can maintain its advantage under varying data budgets and to assess its efficiency–performance tradeoff.

We use the Gemma-2-2B-it model on the CDs & Vinyl dataset, varying the subset size $|S| \in \{256, 512, 1024\}$. For each scale, the same base LLM and fine-tuning configuration are applied across all subset selection methods to ensure fair comparison. The evaluation uses standard top- K ranking metrics, including NDCG@ K and Hit Ratio@ K for $K = \{5, 10, 20\}$.

As reported in Figure 6, all methods exhibit a consistent upward trend in performance as subset size increases, reflecting the natural benefit of larger training sets. However, MiniRec not only achieves the highest metrics at every scale but also demonstrates more pronounced gains than competitors. At $|S| = 256$, MiniRec already outperforms baselines such as EL2N, and the margin widens further at $|S| = 1024$, where it reaches Hit Ratio@20 = 0.0960. These results suggest that samples selected by MiniRec are both informative and representative, effectively capturing diverse recommendation patterns even with limited data.

5.6 Parameter Sensitivity Analysis

This experiment investigates the **sensitivity** of model performance to the regularization coefficient λ , which controls the strength of parameter smoothing during optimization. Using the *Gemma-2-2B-it* model with an embedding dimension of 256, we vary λ over 0.01, 0.1, 1, 10, 100, 1000 and evaluate performance using standard ranking metrics NDCG@ K and Hit Ratio@ K for $K \in \{5, 10, 20\}$.

As shown in Figure 7, model performance initially improves as λ increases from 0.01 to 1, achieving the best results at $\lambda = 1$ (NDCG@5 = 0.0324, HR@5 = 0.0476). This indicates that a moderate weighting yields a balanced combination of the scoring terms, leading to stable and effective data valuation. When λ becomes excessively large ($\lambda > 1$), one component of the score dominates the others, disrupting this balance and resulting in a performance drop.

Overall, these results highlight the importance of balancing regularization strength in the MiniRec framework. The chosen setting of $\lambda = 1$ offers the best trade-off between model stability and expressive flexibility, and is therefore adopted as the default configuration in subsequent experiments.

5.7 Ablation Study

To quantify the contribution of each design component in MiniRec, we conduct an ablation study on the CDs & Vinyl dataset using the Gemma-2-2B-it model with a subset size of $|S| = 1024$. Specifically, we independently remove the following components from the full

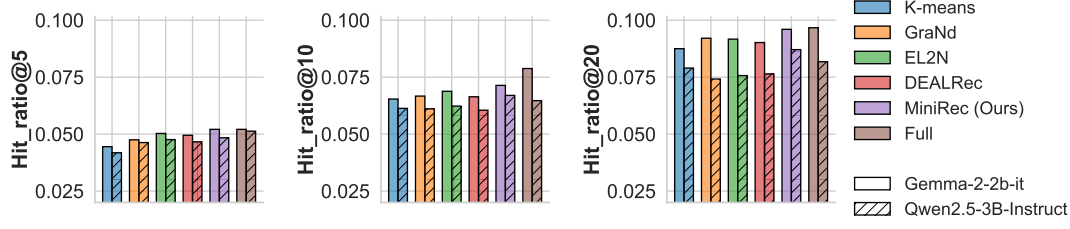


Figure 4: Evaluation of MiniRec’s cross-model generalization on the CDs & Vinyl dataset. Subsets selected using one LLM (Gemma-2-2B-it) are transferred to another LLM (Qwen2.5-3B-Instruct) for fine-tuning. MiniRec maintains consistently strong performance across all metrics, demonstrating its ability to capture model-agnostic and broadly transferable data value.

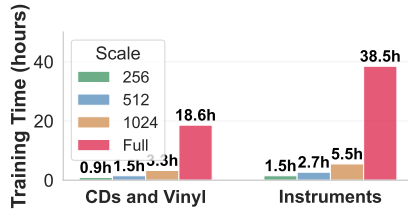


Figure 5: Training time comparison of MiniRec and full-data fine-tuning on the CDs & Vinyl and Instruments datasets under different subset sizes ($|S| \in \{256, 512, 1024\}$). MiniRec achieves substantial time reduction—up to 82%—while maintaining comparable performance.

framework: *Learnability*; *Representativeness*; *Diversity*; and *Curriculum scheduling*. All other training configurations are kept identical to isolate the effect of each individual module.

As shown in Table 4, removing any single component leads to noticeable degradation across both NDCG@K and Hit Ratio@K metrics. The absence of *Representativeness* or *Diversity* results in clear reductions in ranking quality, highlighting their importance in maintaining data coverage and variety. Similarly, removing the *Curriculum* mechanism weakens convergence stability and limits the benefit of progressive optimization. Among all variants, the complete MiniRec configuration achieves the best results (NDCG@10 = 0.0402 and Hit Ratio@10 = 0.0714), demonstrating that these components jointly contribute to performance improvement. The ablation results demonstrate that all modules are complementary, and their joint integration ensures stable, optimal performance in LLM-based recommendation.

Table 4: Ablation results on the CDs & Vinyl dataset (Gemma-2-2B-it, $|S| = 1024$). Removing Learnability (L), Representativeness (R), Diversity (D), or Curriculum (C) leads to consistent performance degradation, showing their complementary benefits within MiniRec.

CDs and Vinyl (1024) Gemma-2-2b-it						
	N@5	N@10	N@20	HR@5	HR@10	HR@20
w/o L	0.0315	0.0393	0.0446	0.0476	0.0714	0.0930
w/o R	0.0307	0.0373	0.0442	0.0439	0.0647	0.0923
w/o D	0.0312	0.0385	0.0443	0.0469	0.0692	0.0923
w/o C	0.0332	0.0400	0.0459	0.0486	0.0699	0.0935
MiniRec	0.0341	0.0402	0.0464	0.0521	0.0714	0.0960

6 Conclusion

In this work, we addressed the challenge of efficient data utilization for reinforcement learning-based large language model (LLM) recommendation. We identified two major limitations of existing data selection approaches—unreliable learnability estimation under reward-based optimization and misalignment between dataset coverage and representativeness for reasoning-oriented learning. To overcome these issues, we proposed MiniRec, a unified data selection framework integrating reward-driven learnability, gradient-based representativeness, and diversity-aware subset construction, enhanced with curriculum scheduling. MiniRec efficiently focuses training on informative and complementary samples, reducing computational cost without compromising performance. Extensive experiments across multiple real-world datasets show that MiniRec achieves comparable or superior recommendation quality with significantly less data and training time. Moreover, it generalizes well across LLM architectures and scales effectively with subset size. These findings establish MiniRec as a practical and model-agnostic solution for data-efficient reinforcement learning, paving the way toward scalable and reasoning-aligned LLM-based recommender systems.

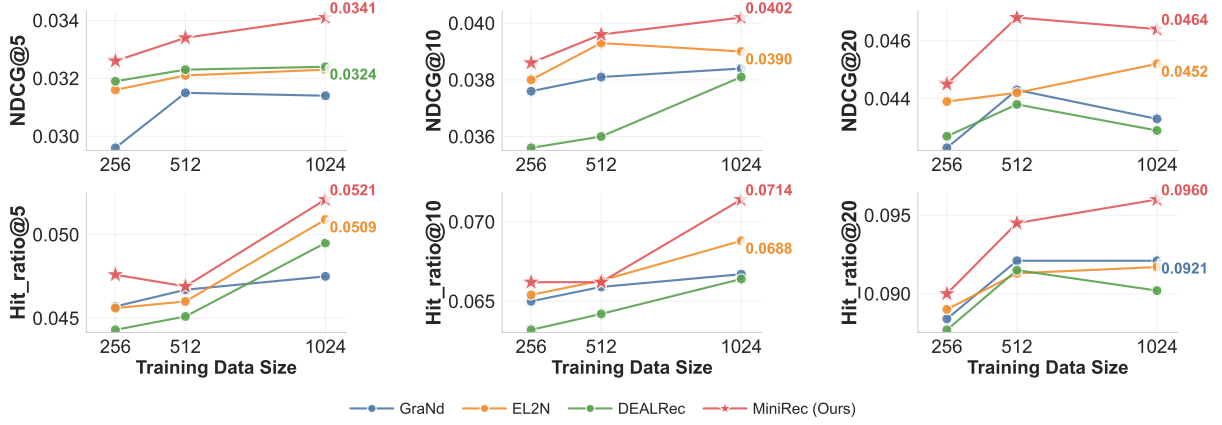


Figure 6: Scalability of MiniRec with varying subset sizes on the CDs & Vinyl dataset using the Gemma-2-2B-it model. MiniRec consistently outperforms alternative subset selection methods across all sizes and metrics, achieving strong accuracy gains even with small subsets and maintaining efficiency at scale.

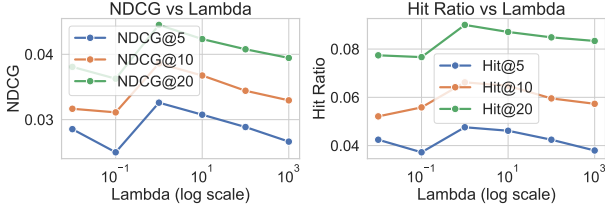


Figure 7: Sensitivity of Gemma-2-2B-it performance to the regularization coefficient λ on the CDs & Vinyl dataset (subset size = 256). Performance improves as λ increases from 0.01 to 1, reaching the best results at $\lambda = 1$, after which excessive regularization degrades performance.

References

- [1] Arkadeep Acharya, Brijraj Singh, and Naoyuki Onoe. 2023. Llm based generation of item-description for recommendation system. In *Proceedings of the 17th ACM conference on recommender systems*. 1204–1207.
- [2] Mohiuddin Ahmed, Raihan Seraj, and Syed Mohammed Shamsul Islam. 2020. The k-means algorithm: A comprehensive survey and performance evaluation. *Electronics* 9, 8 (2020), 1295.
- [3] Alon Albalak, Yanai Elazar, Sang Michael Xie, Shayne Longpre, Nathan Lambert, Xinyi Wang, Niklas Muennighoff, Bairu Hou, Liangming Pan, Haewon Jeong, et al. 2024. A survey on data selection for language models. *arXiv preprint arXiv:2402.16827* (2024).
- [4] Keqin Bao, Jizhi Zhang, Yang Zhang, Wenjie Wang, Fuli Feng, and Xiangnan He. 2023. Tallrec: An effective and efficient tuning framework to align large language model with recommendation. In *Proceedings of the 17th ACM conference on recommender systems*. 1007–1014.
- [5] Haibo Chen et al. 2023. Maybe Only 0.5% Data is Needed: A Preliminary Exploration of Low Training Data Instruction Tuning. *arXiv preprint arXiv:2305.09246* (2023).
- [6] Junyi Chen and Toyotaro Suzumura. 2024. A prompting-based representation learning method for recommendation with large language models. *arXiv preprint arXiv:2409.16674* (2024).
- [7] Zehang Deng, Wanlun Ma, Qing-Long Han, Wei Zhou, Xiaogang Zhu, Sheng Wen, and Yang Xiang. 2025. Exploring DeepSeek: A Survey on Advances, Applications, Challenges and Future Directions. *IEEE/CAA Journal of Automatica Sinica* 12, 5 (2025), 872–893.
- [8] Yichao Fang et al. 2025. Reason4Rec: Large Language Models for Recommendation with Deliberative User Preference Alignment. *arXiv preprint arXiv:2502.02061* (2025).
- [9] Yunfan Gao, Tao Sheng, Youlin Xiang, Yun Xiong, Haofen Wang, and Jiawei Zhang. 2023. Chat-rec: Towards interactive and explainable llms-augmented recommender system. *arXiv preprint arXiv:2303.14524* (2023).
- [10] Yifan Gu et al. 2025. Data Selection via Optimal Control for Language Models. *arXiv preprint arXiv:2410.07064* (2025).
- [11] Tzu-Heng Huang, Manjot Bilkhu, Frederic Sala, and Javier Movellan. 2025. Evaluating Sample Utility for Data Selection by Mimicking Model Weights. *arXiv preprint arXiv:2501.06708* (2025).
- [12] Ashish K Jayant and Shalabh Bhatnagar. 2022. Model-based safe deep reinforcement learning via a constrained proximal policy optimization algorithm. *Advances in Neural Information Processing Systems* 35 (2022), 24432–24445.
- [13] Wang-Cheng Kang and Julian McAuley. 2018. Self-Attentive Sequential Recommendation. *arXiv preprint arXiv:1808.09781* (2018).
- [14] Pang Wei Koh and Percy Liang. 2017. Understanding black-box predictions via influence functions. In *International conference on machine learning*. PMLR, 1885–1894.
- [15] Pang Wei Koh and Percy Liang. 2017. Understanding Black-box Predictions via Influence Functions. In *ICML*.
- [16] J. Lin, T. Wang, and K. Qian. 2025. Rec-R1: Bridging Generative Large Language Models and User-Centric Recommendation Systems via Reinforcement Learning. *arXiv preprint arXiv:2503.24289* (2025).
- [17] Tianyi Lin et al. 2020. On the Convergence of Alternating Gradient Descent for Nonconvex–Nonconcave Min-Max Problems. *SIAM Journal on Optimization* 30, 4 (2020), 2637–2667.
- [18] X. Lin, W. Wang, Y. Li, F. Feng, S.-K. Ng, and T.-S. Chua. 2024. Bridging Items and Language: A Transition Paradigm for Large Language Model-Based Recommendation. In *Proceedings of the 30th ACM SIGKDD Conference on Knowledge Discovery and Data Mining*. 1816–1826.
- [19] Xinyu Lin, Wenjie Wang, Yongqi Li, Shuo Yang, Fuli Feng, Yinwei Wei, and Tat-Seng Chua. 2024. Data-efficient Fine-tuning for LLM-based Recommendation. In *Proceedings of the 47th international ACM SIGIR conference on research and development in information retrieval*. 365–374.
- [20] Xinyu Lin, Wenjie Wang, Yongqi Li, Shuo Yang, Fuli Feng, Yinwei Wei, and Tat-Seng Chua. 2024. Data-efficient Fine-tuning for LLM-based Recommendation. In *Proceedings of the 47th international ACM SIGIR conference on research and development in information retrieval*. 365–374.
- [21] Junling Liu, Chao Liu, Peilin Zhou, Qichen Ye, Dading Chong, Kang Zhou, Yueqi Xie, Yuwei Cao, Shoujin Wang, Chenyu You, et al. 2023. Llmrec: Benchmarking large language models on recommendation task. *arXiv preprint arXiv:2308.12241* (2023).
- [22] Shayne Longpre, Le Hou, Tu Vu, Albert Webson, Hyung Won Chung, Yi Tay, Denny Zhou, Quoc V Le, Barret Zoph, Jason Wei, et al. 2023. The Flan Collection: Designing Data and Methods for Effective Instruction Tuning. In *International Conference on Machine Learning*. 22631–22648.
- [23] Aleksander Madry et al. 2018. Towards Deep Learning Models Resistant to Adversarial Attacks. In *ICLR*.
- [24] James Martens. 2010. Deep learning via Hessian-free optimization. In *ICML*.
- [25] Tiehua Mei, Hengrui Chen, Peng Yu, Jiaqing Liang, and Deqing Yang. 2025. GORACS: Group-level Optimal Transport-guided Coreset Selection for LLM-based Recommender Systems. In *Proceedings of the 31st ACM SIGKDD Conference*

- on *Knowledge Discovery and Data Mining V. 2*. 2126–2137.
- [26] Volodymyr Mnih, Adrià Puigdomènech Badia, Mehdi Mirza, Alex Graves, Timothy P. Lillicrap, Tim Harley, David Silver, and Koray Kavukcuoglu. 2016. Asynchronous Methods for Deep Reinforcement Learning. In *ICML*.
 - [27] Hyunwoo Park, Taesup Kim, and Seong Joon Hwang. 2023. Automatic Curriculum Learning for Large-Scale Pre-Training. In *International Conference on Learning Representations (ICLR)*.
 - [28] Mansheej Paul, Surya Ganguli, and Gintare Karolina Dziugaite. 2021. Deep learning on a data diet: Finding important examples early in training. *Advances in neural information processing systems* 34 (2021), 20596–20607.
 - [29] Barak A. Pearlmutter. 1994. Fast exact multiplication by the Hessian. *Neural Computation* 6, 1 (1994), 147–160.
 - [30] Xinyu Qi, Rui Xu, and Zhiqiang Jin. 2025. Difficulty-Based Preference Data Selection by DPO Implicit Reward Gap. *arXiv preprint arXiv:2508.04149* (2025).
 - [31] Xubin Ren, Wei Wei, Lianghao Xia, Lixin Su, Suqi Cheng, Junfeng Wang, Dawei Yin, and Chao Huang. 2024. Representation learning with large language models for recommendation. In *Proceedings of the ACM Web Conference 2024*. 3464–3475.
 - [32] John Schulman, Filip Wolski, Prafulla Dhariwal, Alec Radford, and Oleg Klimov. 2017. Proximal policy optimization algorithms. *arXiv preprint arXiv:1707.06347* (2017).
 - [33] John Schulman, Filip Wolski, Prafulla Dhariwal, Alec Radford, and Oleg Klimov. 2017. Proximal Policy Optimization Algorithms. *arXiv preprint arXiv:1707.06347* (2017).
 - [34] Zhihong Shao, Peiyi Wang, Qihao Zhu, Runxin Xu, Junxiao Song, Xiao Bi, Haowei Zhang, Mingchuan Zhang, YK Li, Yang Wu, et al. 2024. Deepseekmath: Pushing the limits of mathematical reasoning in open language models. *arXiv preprint arXiv:2402.03300* (2024).
 - [35] Fei Sun et al. 2019. BERT4Rec: Sequential Recommendation with Bidirectional Encoder Representations from Transformer. In *Proceedings of the 28th ACM International Conference on Information and Knowledge Management*. 1441–1450.
 - [36] Gemma Team, Morgane Riviere, Shreya Pathak, Pier Giuseppe Sessa, Cassidy Hardin, Surya Bhupatiraju, Léonard Hussenot, Thomas Mesnard, Bobak Shahriari, Alexandre Ramé, et al. 2024. Gemma 2: Improving open language models at a practical size. *arXiv preprint arXiv:2408.00118* (2024).
 - [37] Qwen Team. 2024. Qwen2.5: A Party of Foundation Models. <https://qwenlm.github.io/blog/qwen2.5/>
 - [38] Cheng Wang, Jiacheng Sun, Zhenhua Dong, Ruixuan Li, and Rui Zhang. 2023. Gradient matching for categorical data distillation in ctr prediction. In *Proceedings of the 17th ACM Conference on Recommender Systems*. 161–170.
 - [39] Xinyuan Wang, Liang Wu, Liangjie Hong, Hao Liu, and Yanjie Fu. 2025. LLM-Enhanced User–Item Interactions: Leveraging Edge Information for Optimized Recommendations. *ACM Transactions on Intelligent Systems and Technology* 16, 5 (2025), 1–24.
 - [40] Xiaoqing Wang, Yifan Zhang, Zhiqiang Ma, and Kai Zhu. 2021. A Survey on Curriculum Learning. *IEEE Transactions on Pattern Analysis and Machine Intelligence* (2021).
 - [41] Wei Wei, Xubin Ren, Jiabin Tang, Qinyong Wang, Lixin Su, Suqi Cheng, Junfeng Wang, Dawei Yin, and Chao Huang. 2024. Llmrec: Large language models with graph augmentation for recommendation. In *Proceedings of the 17th ACM international conference on web search and data mining*. 806–815.
 - [42] J. Wu et al. 2024. TF-DCon: Leveraging Large Language Models (LLMs) to Empower Training-Free Dataset Condensation for Content-Based Recommendation. *arXiv preprint arXiv:2310.09874* (2024).
 - [43] Jiahao Wu, Qijiong Liu, Hengchang Hu, Wenqi Fan, Shengcai Liu, Qing Li, Xiaoming Wu, and Ke Tang. 2023. Leveraging large language models (llms) to empower training-free dataset condensation for content-based recommendation. *arXiv preprint arXiv:2310.09874* (2023).
 - [44] Likang Wu, Zhi Zheng, Zhaopeng Qiu, Hao Wang, Hongchao Gu, Tingjia Shen, Chuan Qin, Chen Zhu, Hengshu Zhu, Qi Liu, et al. 2024. A survey on large language models for recommendation. *World Wide Web* 27, 5 (2024), 60.
 - [45] Shangmin M Xie, Shibani Santurkar, Tengyu Ma, and Percy S Liang. 2023. Data Selection for Language Models via Importance Resampling. In *Advances in Neural Information Processing Systems*.
 - [46] An Yang, Baosong Yang, Binyuan Hui, Bo Zheng, Bowen Yu, Chang Zhou, Chengpeng Li, Chengyuan Li, Dayiheng Liu, Fei Huang, Guanting Dong, Haoran Wei, Huan Lin, Jialong Tang, Jialin Wang, Jian Yang, Jianhong Tu, Jianwei Zhang, Jianxin Ma, Jin Xu, Jingren Zhou, Jinze Bai, Jinzheng He, Junyang Lin, Kai Dang, Keming Lu, Keqin Chen, Kexin Yang, Mei Li, Mingfeng Xue, Na Ni, Pei Zhang, Peng Wang, Ru Peng, Rui Men, Ruize Gao, Runji Lin, Shijie Wang, Shuai Bai, Sinan Tan, Tianhang Zhu, Tianhao Li, Tianyu Liu, Wenbin Ge, Xiaodong Deng, Xiaohuan Zhou, Xingzhang Ren, Xinyu Zhang, Xipin Wei, Xuancheng Ren, Yang Fan, Yang Yao, Yichang Zhang, Yu Wan, Yunfei Chu, Yaqiong Liu, Zeyu Cui, Zhenru Zhang, and Zhihao Fan. 2024. Qwen2 Technical Report. *arXiv preprint arXiv:2407.10671* (2024).
 - [47] Zhongheng Yang, Aijia Sun, Yushang Zhao, Yinuo Yang, Dannier Li, and Chengrui Zhou. 2025. RLHF fine-tuning of LLMs for alignment with implicit user feedback in conversational recommenders. *arXiv preprint arXiv:2508.05289* (2025).
 - [48] Yang Ye, Zhihao Huang, Yi Xiao, Ethan Chern, Shuwen Xia, and Pengfei Liu. 2025. LIMO: Less is More for Reasoning. *arXiv preprint arXiv:2502.03387* (2025).
 - [49] Runyang You, Yongqi Li, Xinyu Lin, Xin Zhang, Wenjie Wang, Wenjie Li, and Liqiang Nie. 2025. R²ec: Towards Large Recommender Models with Reasoning. *arXiv preprint arXiv:2505.16994* (2025).
 - [50] Zichun Yu, Spandan Das, and Chenyan Xiong. 2024. MATES: Model-Aware Data Selection for Efficient Pretraining with Data Influence Models. In *Advances in Neural Information Processing Systems*.
 - [51] Yang Zhang, Fuli Feng, Jizhi Zhang, Keqin Bao, Qifan Wang, and Xiangnan He. 2025. Collm: Integrating collaborative embeddings into large language models for recommendation. *IEEE Transactions on Knowledge and Data Engineering* (2025).
 - [52] Yang Zhang, Wenxin Xu, Xiaoyan Zhao, Wenjie Wang, Fuli Feng, Xiangnan He, and Tat-Seng Chua. 2025. Reinforced Latent Reasoning for LLM-based Recommendation. *arXiv preprint arXiv:2505.19092* (2025).
 - [53] Keyu Zhao, Fengli Xu, and Yong Li. 2025. Reason-to-Recommend: Using Interaction-of-Thought Reasoning to Enhance LLM Recommendation. *arXiv preprint arXiv:2506.05069* (2025).
 - [54] Haizhong Zheng, Rui Liu, Fan Lai, and Atul Prakash. 2022. Coverage-centric coreset selection for high pruning rates. *arXiv preprint arXiv:2210.15809* (2022).