

# A frequency-domain method to inverse moving source problem with unknown radiating moment

Guanqiu Ma\*

Hongxia Guo<sup>†</sup>

Guanghai Hu<sup>‡</sup>

## Abstract

This paper introduces a multi-frequency factorization method for imaging a time-dependent source, specifically to recover its spatial support and the associated excitation instants. Using far-field data from two opposite directions, we establish a computational criterion that characterizes both the unknown pulse moments and the narrowest strip (perpendicular to the direction) enclosing the source support. Central to our inversion scheme is the construction of indicator functions, defined pointwise over the spatial and temporal sampling variables. The proposed inversion scheme permits the recovery of the  $\Theta$ -convex support domain from far-field data at sparse observation directions. Uniqueness in determining the convex hull of the support and the excitation instants—using all observation directions—is also established as a direct consequence of the factorization method. The effectiveness and feasibility of the approach are examined through comprehensive numerical simulations in two and three dimensions.

**Keywords:** Inverse source problem, Helmholtz equation, time-dependent sources, moving extend source, multi-frequency far-field data, factorization method.

## 1 Introduction

### 1.1 Problem formulation in the time domain

Assume that the space  $\mathbb{R}^3$  is filled by a homogeneous and isotropic acoustic medium. We designate the sound speed in the background medium as the constant  $c > 0$ . Consider the acoustic radiating problem incited by a moving extended source with the time-varying source profile  $D(t) \subset \mathbb{R}^3$  ( $t > 0$ ), which emits wave signals at discrete time moments  $t_j \in [0, T]$ ,

---

\*School of Mathematical Sciences, Sichuan Normal University, 610066 Chengdu, China. (gqma@sicnu.edu.cn)

<sup>†</sup>Corresponding author: School of Mathematical Sciences and Institute of Mathematics and Interdisciplinary Sciences, Tianjin Normal University, 300384, Tianjin, China. (hxguo@tjnu.edu.cn)

<sup>‡</sup>School of Mathematical Sciences and LPMC, Nankai University, 300071 Tianjin, China. (ghhu@nankai.edu.cn)

$j = 0, 1, 2, \dots, J$  for some  $T > 0$ . This source traces a trajectory defined by the continuous function  $a(t) : [0, T] \rightarrow \mathbb{R}^3$ . For each  $t_j > 0$ , we suppose that  $D_j := D(t_j) \subset \mathbb{R}^3$  is a bounded Lipschitz domain such that  $\mathbb{R} \setminus \overline{D_j}$  is connected. Then the propagation of the radiated wave fields  $U(x, t)$  is governed by the initial value problem

$$\begin{cases} c^{-2} \frac{\partial^2 U}{\partial t^2} = \Delta U + \tilde{S}(x, t), & (x, t) \in \mathbb{R}^3 \times \mathbb{R}_+, \quad \mathbb{R}_+ := \{t \in \mathbb{R} : t > 0\}, \\ U(x, 0) = \partial_t U(x, 0) = 0, & x \in \mathbb{R}^3. \end{cases} \quad (1.1)$$

where the source function  $\tilde{S}(x, t)$  is of the form

$$\tilde{S}(x, t) = \sum_{j=0}^J S_j(x - a(t)) \delta(t - t_j). \quad (1.2)$$

Here  $\delta$  denotes the Dirac delta function. We are interested in the inverse problem of recovering  $D = D_j$  and the excitation instants  $t_j$  from wave signals recorded at far fields.

In this work, we make the following assumptions on the trajectory function  $a$ , the source profile functions  $S_j$  and the impulsive moments  $t_j > 0$ .

**Assumption 1.1.**

- $a(t) \in C([0, T])$  is a real-valued function, and  $|a'(t)| < c, t \in [0, T]$ .
- $t_j - t_{j-1} > \text{diam } D_{j-1}/c, j = 1, 2, \dots, J$ . Here  $\text{diam } D := \sup_{x, y \in D} |x - y|$  denotes the diameter of the domain  $D$ .
- $S_j(x) \in C(\overline{D_j})$  is a real-valued function, and  $\text{supp } S_j(x) = \overline{D_j} \subset B_R$  with some  $R > 0$ . Here  $B_R = \{x \in \mathbb{R}^3 : |x| < R\}$ .
- $|S_j(x)| > 0$ , a.e.  $x \in \overline{D_j}$ .

According to the first assumption, the extended source travels slower than the wave speed. The second assumption ensures that wave signals generated at different instants remain separable due to non-overlapping supports. This can be rigourously derived from the explicit expression of  $U(x, t)$  in terms of the convolution of  $\tilde{S}$  and the fundamental solution  $G$ . Below we will show a simple example to illustrate the separability of wave signals. Suppose that the extended source is moving along the trajectory  $a(t) = (-\frac{1}{2}t, 0, 0)$ , the signal excitation instants are  $t_j = j, j = 0, 1, \dots, 6$ , and the source function is

$$\tilde{S}(x, t) = 1000 \sum_{j=0}^6 \frac{e^{-\frac{|x-a(t)|^2}{2\eta}}}{\sqrt{2\pi\eta}} \cos t \delta(t - t_j), \quad \eta = 0.01.$$

Here we have supposed that the source profile does not change along the time. We set the position of the receiver at  $x_0 = (3, 0, 0)$  and the wave speed  $c = 1$ . Then  $U(x, t)$  can be expressed

as

$$U(x, t) = \tilde{S}(x, t) * G(x, t) = \sum_{j=0}^J \int_{|x-y|=t-t_j} \frac{\tilde{S}(y - a(t_j))}{4\pi(t - t_j)} ds(y), \quad (1.3)$$

where  $*$  denotes convolution between  $G$  and  $\tilde{S}$  with respect to both  $t$  and  $x$ , and

$$G(x, t) = \frac{\delta(t - |x|)}{4\pi|x|}, \quad t \neq |x|, \quad |x| \neq 0, \quad (1.4)$$

is the Green's function of the wave operator  $\partial_t^2 - \Delta$  in  $\mathbb{R}^3 \times \mathbb{R}_+$ . Then we show the radiated waves  $U(x_0, t)$  VS time  $t$  in Figure 1. It is obvious that the radiating signals is separable with respect to time  $t$ . The arrival moments  $t = 3, 4.5, 6, 7.5, 9, 10.5, 12$  can be predicted by the travelling time between the location of emitters and receiver.

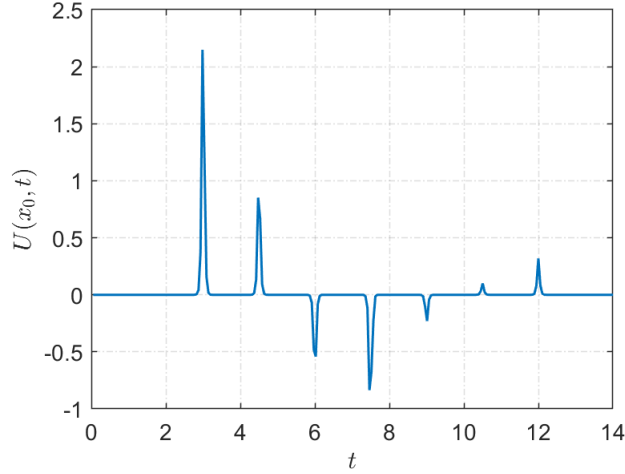


Figure 1: Radiating signals  $U(x_0, t)$  versus time  $t$  at a fixed observation position  $x_0$ .

## 1.2 Problem reduction in the frequency domain

Motivated by the separability of wave signals, we reconsider the wave equation (1.1) but with a single excitation instant  $t_0$ :

$$\begin{cases} c^{-2} \frac{\partial^2 U}{\partial t^2} = \Delta U + S_0(x - a(t)) \delta(t - t_0), & (x, t) \in \mathbb{R}^3 \times \mathbb{R}_+, \\ U(x, 0) = \partial_t U(x, 0) = 0, & x \in \mathbb{R}^3. \end{cases} \quad (1.5)$$

The expression of  $U$  takes the form

$$U(x, t) = \int_{|x-y|=t-t_0} \frac{S_0(y - a(t_0))}{4\pi(t - t_0)} ds(y), \quad t > 0, x \in \mathbb{R}^3. \quad (1.6)$$

Our idea is to investigate the inverse problem in the frequency domain by applying the Fourier transform. In this paper the one-dimensional Fourier and inverse Fourier transforms are defined

by

$$(\mathcal{F}f)(k) = \frac{1}{\sqrt{2\pi}} \int_{\mathbb{R}} f(t) e^{-ikt} dt, \quad (\mathcal{F}^{-1}v)(t) = \frac{1}{\sqrt{2\pi}} \int_{\mathbb{R}} v(k) e^{ikt} dk,$$

respectively. The inverse Fourier transform of  $S_0(x - a(t))\delta(t - t_0)$  is given by

$$f_0(x, \omega) := \frac{1}{\sqrt{2\pi}} \int_{\mathbb{R}} S_0(x - a(t))\delta(t - t_0) e^{i\omega t} dt = \frac{1}{\sqrt{2\pi}} S_0(x - a(t_0)) e^{i\omega t_0}. \quad (1.7)$$

The support of the source function is  $\text{supp} f_0 = \overline{D_0}$ . For notational convenience we drop the subscript  $j = 0$  to rewrite  $f_0$ ,  $S_0(x - a(t_0))$  and  $D_0$  as  $f$ ,  $S(x)$  and  $D$ , respectively.

Taking the inverse Fourier transform on the wave equation (1.5) yields the inhomogeneous Helmholtz equation

$$\Delta u(x, \omega) + \frac{\omega^2}{c^2} u(x, \omega) = -f(x, \omega), \quad x \in \mathbb{R}^3, \omega > 0. \quad (1.8)$$

At infinity  $u$  should be complemented with the Sommerfeld radiation condition

$$\lim_{r \rightarrow \infty} r(\partial_r u - i\frac{\omega}{c}u) = 0, \quad r = |x|, \quad (1.9)$$

which holds uniformly in all directions  $x/|x|$ . For every  $\omega > 0$ , the solution  $u \in H_{loc}^2(\mathbb{R}^3)$  of the equation (1.8) is given by

$$u(x, \omega) = \int_D \Phi(x - y; \omega/c) f(y, \omega) dy, \quad x \in \mathbb{R}^3. \quad (1.10)$$

Here,  $\Phi(x; k)$  is the fundamental solution to the Helmholtz equation  $(\Delta + k^2)u = 0$ , given by

$$\Phi(x; k) = \frac{e^{ik|x|}}{4\pi|x|}, \quad x \in \mathbb{R}^3, r = |x| \neq 0.$$

The Sommerfeld radiation condition (1.9) gives rise to the following asymptotic behavior at infinity:

$$u(x, \omega) = \frac{e^{i\omega c^{-1}|x|}}{4\pi|x|} \left\{ u^\infty(\hat{x}, \omega) + O\left(\frac{1}{r}\right) \right\} \quad \text{as } |x| \rightarrow \infty, \quad (1.11)$$

where  $u^\infty(\cdot, \omega) \in C^\infty(\mathbb{S}^2)$  is known as the far-field pattern (or scattering amplitude) of  $u$ . It is also well known that the function  $\hat{x} \mapsto u^\infty(\hat{x}, \omega)$  is real analytic on  $\mathbb{S}^2$ , where  $\hat{x} \in \mathbb{S}^2$  is usually referred to as the observation direction. By (1.10), the far-field pattern  $u^\infty$  of  $u$  can be expressed as

$$u^\infty(\hat{x}, \omega) = \int_D e^{-i\omega c^{-1}\hat{x} \cdot y} f(y, \omega) dy = \frac{1}{\sqrt{2\pi}} \int_D e^{-i\omega(c^{-1}\hat{x} \cdot y - t_0)} S(y) dy, \quad \hat{x} \in \mathbb{S}^2, k > 0. \quad (1.12)$$

Noting that the function  $S$  is real valued, we have  $f(x, -\omega) = \overline{f(x, \omega)}$  and thus  $u^\infty(\hat{x}, -\omega) = \overline{u^\infty(\hat{x}, \omega)}$  for all  $\omega > 0$ .

The inverse source problem with a single excitation instant in the frequency domain can be rephrased as

(ISP): Determine the pulse moment  $t_0 > 0$  and the position and shape of the support  $D$  of  $S$  from knowledge of the multi-frequency far-field patterns

$$\{u^\infty(\hat{x}_m, \omega) : \omega \in [\omega_{\min}, \omega_{\max}], m = 1, 2, \dots, M, \}.$$

It deserves to note that  $u^\infty(\hat{x}, \omega)$  is just the inverse Fourier transform of the time-dependent far-field pattern  $U^\infty(\hat{x}, t)$  of the wave equation (1.1), given by

$$\begin{aligned} U^\infty(\hat{x}, t) &= 4\pi \lim_{|x| \rightarrow \infty} |x| U(x, t + |x|) \\ &= \int_{\mathbb{R}^3} S_0(y - a(t + \hat{x} \cdot y)) \delta(t + \hat{x} \cdot y - t_0) dy. \end{aligned}$$

Similarly, we can state the inverse source problem with a finite number of excitation instants as follows.

(ISP'): Determine the pulse moments  $\{t_j, j = 0, 1, 2, \dots, J\}$  and the positions and shapes of the supports  $D_j$  of  $S_j$  from knowledge of the multi-frequency far-field patterns

$$\{u_j^\infty(\hat{x}_m, \omega) : \omega \in [\omega_{\min}, \omega_{\max}], m = 1, 2, \dots, M, j = 0, 1, 2, \dots, J\}.$$

Here  $u_j^\infty(\hat{x}, \omega)$  denotes the Fourier transform of the far-field pattern corresponding to (1.8) with  $f(x, \omega) = S_j(x - a(t_j))e^{i\omega t_j}/\sqrt{2\pi}$ .

### 1.3 Literature review

The reconstruction of source support and excitation instants in engineering often depends on travel time analysis, which requires precise arrival-time calculations. The present work proposes a Multi-frequency Factorization Method (MFFM), an approach derived from multi-static inverse scattering problems at a fixed frequency [24, 25]. Previous research has extensively addressed cases where the source function's time dependence (e.g., excitation instants) is known, providing uniqueness proofs [2, 3, 8, 10, 26], increasing stability analyses [2, 3, 8, 10, 26], and numerical schemes like iterative, Fourier, and test-function methods for source recovery [2, 4, 10, 36]. Sampling-type methods for support imaging have also been developed [1, 14, 29, 23]. Within this context, the MFFM was initially conceived in [15] to recover the spatial support of a positive definite source. Subsequently, [16, 17, 31] extended it to handle frequency-dependent sources using frequency intervals of arbitrary length and to track moving point sources with given periods. Building upon [15, 16], this work extends the MFFM framework to incorporate the simultaneous determination of both excitation instants and spatial support, introducing novel ideas to strengthen its conceptual rigorousness.

In terms of moving sources, various inversion algorithms have been proposed for recovering the orbit, profile and magnitude of a moving point source, such as the algebraic method

[32, 34, 33], the time-reversal method [13], the method of fundamental solutions [7], matched-filter and correlation-based imaging scheme [12], the iterative thresholding scheme [30] and the Bayesian inference [27, 35]. See also [28, 19, 20, 21, 22] for uniqueness and stability results on inverse problems of identifying moving sources. In prior studies [17, 31], the author introduced a factorization method for reconstructing the orbit of moving point sources using sparse far-field/near-field data. To our knowledge, research on moving extended sources is limited. This paper builds upon the ideas presented in [18], utilizing multi-frequency far-field data from two opposite observation directions. We propose a computational criterion to identify unknown pulse moments. Reconstructed pulse moments and indicator functions are then employed to reconstruct the position and shape of the extended source. Far-field data from sparse observation directions aid in recovering the  $\Theta$ -convex domain of the support.

The proposed method has the following key features: (i) Using multi-frequency far-field measurements from two opposing directions, it provides a necessary and sufficient condition for determining the smallest strip (perpendicular to the observation directions) that contains the support of the source. In this sense, it preserves the core principle of the multi-static factorization method. (ii) Our frequency-domain approach allows for rigorous analysis and efficient inversion using data from frequency intervals of any length. Therefore, it can be particularly effective when high-frequency or low-frequency data are not available.

The main innovations of this work are outlined below. (i) Joint reconstruction of the source's spatial support and its excitation instants. Formulated in the frequency domain, this problem involves a specific frequency-dependent source and requires indicator functions that incorporate both spatial and temporal variables. (ii) Validation of pointwise test functions. Earlier approaches [15, 16] relied on test functions integrated over a small spatial domain. Numerical experiments, however, indicate the advantages of pointwise-defined test functions in terms of conciseness and clarity. Building on this observation and guided by asymptotic factorization theory, we provide a rigorous foundation for pointwise test functions and also derive uniqueness theorems. (iii) Generalized source assumption. We weaken the positivity condition of [15, 16] by allowing the source function to vanish on a set of zero measure. (iv) Broader implications for nonlinear scattering. Although we solve a linear inverse source problem, our approach provides a new framework for tackling nonlinear inverse scattering under the Born or physical optics approximation, where the problem reduces to a linear form amenable to our method.

The remaining part is organized as follows. In Section 2, we introduce the multi-frequency far-field operator and connect its range to the data-to-pattern operator under weakened assumptions on the source function. In Section 3, the idea of asymptotic factorizations is employed to characterize the range of data-to-pattern operator using point-defined test function. Section 4 is devoted to the design of proper indicator functions for characterizing a strip containing the source support and the excitation moment. The numerical tests will be reported in the final Section 5.

Below we introduce some notations to be used throughout this paper. Unless otherwise

stated, we always suppose that  $D$  is a bounded domain. Given  $\hat{x} \in \mathbb{S}^2$ , we define

$$\hat{x} \cdot D := \{t \in \mathbb{R} : t = \hat{x} \cdot y \text{ for some } y \in D\} \subset \mathbb{R}. \quad (1.13)$$

Hence,  $(\inf(\hat{x} \cdot D), \sup(\hat{x} \cdot D))$  must be a finite and connected interval on the real axis.

## 2 Range of far-field operator

In this section, we will introduce the multi-frequency far-field operator  $F$  for a fixed far-field observation direction  $\hat{x} \in \mathbb{S}$  and factorize it into the symmetric form  $F = LTL^*$ . Following the ideas of [14], we introduce the central frequency  $\kappa$  and half of the bandwidth of the given data as

$$\kappa := \frac{\omega_{\min} + \omega_{\max}}{2}, \quad K := \frac{\omega_{\max} - \omega_{\min}}{2}.$$

Using these parameters, we can define a far-field operator whose domain and range are both the space  $L^2(0, K)$ . Moreover, our analysis applies to frequency intervals  $(\omega_{\min}, \omega_{\max})$  of any length, even when the interval does not include zero. For every fixed direction  $\hat{x} \in \mathbb{S}^2$ , we define the far-field operator by

$$\begin{aligned} (F\phi)(\tau) &= (F_D^{(\hat{x})}\phi)(\tau) := \int_0^K u^\infty(\hat{x}, \kappa + \tau - s) \phi(s) ds \\ &= \int_0^K \int_D e^{-i(\kappa + \tau - s)(c^{-1}\hat{x} \cdot y - t_0)} \frac{S(y)}{\sqrt{2\pi}} dy \phi(s) ds. \end{aligned} \quad (2.14)$$

Since  $u^\infty(\hat{x}, \omega)$  is analytic with respect to the frequency  $\omega \in \mathbb{R}$ , the operator  $F : L^2(0, K) \rightarrow L^2(0, K)$  is bounded. By [16, Theorem 2.1 and Lemma 2.1], the operator  $F$  can be factorized as follows.

**Theorem 2.1.** *We have  $F = LTL^*$ , where  $L = L_D^{(\hat{x})} : L^2(D) \rightarrow L^2(0, K)$  is defined by*

$$(Lu)(\tau) = \int_D e^{-i\tau(c^{-1}\hat{x} \cdot y - t_0)} u(y) dy, \quad \tau \in [0, K] \quad (2.15)$$

for all  $u \in L^2(D)$ , and  $\mathcal{T} : L^2(D) \rightarrow L^2(D)$  is a multiplication operator defined by

$$(\mathcal{T}u)(y) := \frac{S(y)}{\sqrt{2\pi}} e^{-i\kappa(c^{-1}\hat{x} \cdot y - t_0)} u(y). \quad (2.16)$$

Further, the operator  $L : L^2(D) \rightarrow L^2(0, K)$  is compact with dense range.

The operator  $L = L_D^{(\hat{x})}$  will be referred to as the data-to-pattern operator, because it maps a time-dependent source function to the multi-frequency far-field data at a fixed observation direction, i.e. (see (1.12)),

$$u^\infty(\hat{x}, \omega) = \frac{1}{\sqrt{2\pi}} (LS)(\omega).$$

The relationship between the ranges of  $F$  and  $L$  was established in under the strong condition that  $|S|$  is strictly positive on  $D$ , i.e.,  $|S(x)| \geq c > 0$  for all  $x \in \overline{D}$ . In this work we shall relax the positivity condition to  $|S| > 0$  a.e. on  $\overline{D}$ . This condition can be satisfied as long as the nodal set of  $S$  has the Lebesgue measure of zero. Define  $F_{\#} := |\operatorname{Re} F| + |\operatorname{Im} F|$ .

**Theorem 2.2.** *It holds that*

$$\operatorname{Range}(F_{\#}^{1/2}) = \operatorname{Range}(L). \quad (2.17)$$

*Proof.* We introduce the nodal set of  $S$  and its  $\epsilon$ -neighborhood by

$$Y := \{x \in \overline{D} : S(x) = 0\}, \quad Y_{\epsilon} := \bigcup_{y \in Y} (B_{\epsilon}(y) \cap \overline{D}),$$

where  $\epsilon > 0$  is sufficiently small. There holds  $D \setminus \overline{Y}_{\epsilon} \neq \emptyset$  due to the assumption on  $S$  in 1.1, and  $\operatorname{meas}(D \setminus \overline{Y}_{\epsilon}) \rightarrow 0$  as  $\epsilon \rightarrow 0$ . Now we define the operator  $\mathcal{F}_{\epsilon} : L^2(0, K) \rightarrow L^2(0, K)$  in the same way as  $F$  but over the domain  $D \setminus \overline{Y}_{\epsilon}$  by

$$(\mathcal{F}_{\epsilon}\phi)(\tau) = \int_0^K \left[ \int_{D \setminus \overline{Y}_{\epsilon}} e^{-i(\kappa+\tau-s)(c^{-1}\hat{x} \cdot y - t)} \frac{S(y)}{\sqrt{2\pi}} dy \right] \phi(s) ds. \quad (2.18)$$

Analogous to Theorem 2.1, we have  $\mathcal{F}_{\epsilon} = \mathcal{L}_{\epsilon} \mathcal{T}_{\epsilon} \mathcal{L}_{\epsilon}^*$ , where  $\mathcal{L}_{\epsilon} : L^2(D \setminus \overline{Y}_{\epsilon}) \rightarrow L^2(0, K)$  is defined by

$$(\mathcal{L}_{\epsilon}u)(\tau) = \int_{D \setminus \overline{Y}_{\epsilon}} e^{-i\tau(c^{-1}\hat{x} \cdot y - t)} u(y) dy, \quad \tau \in (0, K) \quad (2.19)$$

for all  $u \in L^2(D \setminus \overline{Y}_{\epsilon})$ , and  $\mathcal{T}_{\epsilon} : L^2(D \setminus \overline{Y}_{\epsilon}) \rightarrow L^2(D \setminus \overline{Y}_{\epsilon})$  is the multiplication operator (2.16) but restricted to  $L^2(D \setminus \overline{Y}_{\epsilon})$ . For any  $\epsilon > 0$ , the operator  $\mathcal{T}_{\epsilon, \#}$  is positive, because  $|S(x)| \geq c_{\epsilon} > 0$  for all  $x \in \overline{D} \setminus \overline{Y}_{\epsilon}$ . Using the range identity of [16] (see also Theorem A. 1. in the appendix) we obtain the relation

$$\operatorname{Range}(\mathcal{F}_{\epsilon, \#}^{1/2}) = \operatorname{Range}(\mathcal{L}_{\epsilon}). \quad (2.20)$$

We claim that  $\mathcal{F}_{\epsilon} : L^2(0, K) \rightarrow L^2(0, K)$  converges to  $F : L^2(0, K) \rightarrow L^2(0, K)$  as  $\epsilon \rightarrow 0$ , i.e.,  $\lim_{\epsilon \rightarrow 0} \|\mathcal{F}_{\epsilon} - F\|_{L^2(0, K) \rightarrow L^2(0, K)} = 0$ . In fact, we have

$$\begin{aligned} \|\mathcal{F}_{\epsilon} - F\|_{L^2(0, K) \rightarrow L^2(0, K)}^2 &= \sup_{\|\phi\|=1} \|\mathcal{F}_{\epsilon}\phi - F\phi\|_{L^2(0, K)}^2 \\ &= \sup_{\|\phi\|=1} \int_0^K \left| \int_{D \cap Y_{\epsilon}} e^{-i(\kappa+\tau-s)(c^{-1}\hat{x} \cdot y - t)} \frac{S(y)}{\sqrt{2\pi}} dy \phi(s) \right|^2 ds \\ &\leq \frac{1}{2\pi} \sup_{\|\phi\|=1} \int_0^K |\phi(s)|^2 ds \int_{Y_{\epsilon}} |S(y)|^2 dy \\ &\leq CK|Y_{\epsilon}|, \end{aligned}$$



which converges to zero as  $\epsilon \rightarrow 0$ . Then, we have  $\mathcal{F}_{\epsilon, \#}^{1/2} \rightarrow F_{\#}^{1/2}$  and

$$\lim_{\epsilon \rightarrow 0} \text{Range}(\mathcal{F}_{\epsilon, \#}^{1/2}) = \text{Range}(F_{\#}^{1/2}). \quad (2.21)$$

Next, we prove the convergence of  $\mathcal{L}_{\epsilon}$  and  $L$ . By the definitions (2.15) and (2.19), we can easily obtain  $\text{Range}(\mathcal{L}_{\epsilon}) \subseteq \text{Range}(L)$ . Therefore,  $\lim_{\epsilon \rightarrow 0} \text{Range}(\mathcal{L}_{\epsilon}) \subseteq \text{Range}(L)$ . Given  $g \in \text{Range}(L)$ , there exists  $\psi \in L^2(D)$  such that  $g = L\psi$ . Define  $g_{\epsilon} := \mathcal{L}_{\epsilon}(\psi|_{D \setminus \bar{Y}_{\epsilon}})$ . We have

$$\begin{aligned} \lim_{\epsilon \rightarrow 0} \|g_{\epsilon} - g\|_{L^2(0, K)}^2 &= \lim_{\epsilon \rightarrow 0} \int_0^K \left| \int_{D \cap Y_{\epsilon}} e^{-i\tau(c^{-1}\hat{x} \cdot y - t)} \psi(y) dy \right|^2 d\tau \\ &\leq \lim_{\epsilon \rightarrow 0} CK \|\psi\|_{L^2(D)} |Y_{\epsilon}|^{1/2} = 0. \end{aligned}$$

It shows that  $\text{Range}(L) \subset \lim_{\epsilon \rightarrow 0} \text{Range}(\mathcal{L}_{\epsilon})$ . Hence, we have

$$\lim_{\epsilon \rightarrow 0} \text{Range}(\mathcal{L}_{\epsilon}) = \text{Range}(L). \quad (2.22)$$

Combining (2.20), (2.21) and (2.22), we obtain the range identity  $\text{Range}(F_{\#}^{1/2}) = \text{Range}(L)$ .  $\square$

**Lemma 2.3.** *For  $u \in L^2(D)$ , the support of the inverse Fourier transform of  $Lu$  fulfills*

$$\text{supp } \mathcal{F}^{-1}(Lu) \subset [c^{-1} \inf(\hat{x} \cdot D) - t, c^{-1} \sup(\hat{x} \cdot D) - t]. \quad (2.23)$$

The proof of Lemma 2.3 is similar to the proof of [16, Lemma 3.1]. Let  $\chi_z(k) \in L^2(0, K)$  be a  $z$ -dependent test function with  $z \in \mathbb{R}^3$  and fix the observation direction at  $\hat{x} \in \mathbb{S}^2$ . Denote by  $(\lambda_n^{(\hat{x})}, \psi_n^{(\hat{x})})$  an eigensystem of the positive and self-adjoint operator  $F_{\#}$ , which is uniquely determined by the multi-frequency far-field patterns  $\{u^{\infty}(\hat{x}, \omega) : \omega \in [\omega_{\min}, \omega_{\max}]\}$ . Applying Picard's theorem and Theorem 2.2, we obtain

$$\chi_z \in \text{Range}(L) \quad \text{if and only if} \quad \sum_{n=1}^{\infty} \frac{|\langle \chi_z, \psi_n^{(\hat{x})} \rangle|^2}{|\lambda_n^{(\hat{x})}|} < \infty. \quad (2.24)$$

In the subsequent Section 3, we shall choose proper test functions  $\chi_z$  such that  $\chi_z \in \text{Range}(L)$  if and only if the sampling variable  $z$  belongs to a strip containing the support  $D$  of the source function  $S$ .

### 3 Test functions

For any  $z \in \mathbb{R}^3$  and  $\eta \in \mathbb{R}$ , introduce the point-defined test functions  $\chi_z := \phi_{z, \eta}^{(\hat{x})} \in L^2(0, K)$  by

$$\phi_{z, \eta}^{(\hat{x})}(k) := e^{-ik(c^{-1}\hat{x} \cdot z - \eta)} = e^{-ikb_{z, \eta}^{(\hat{x})}}, \quad k \in (0, K). \quad (3.25)$$

where  $b_{z,\eta}^{(\hat{x})} = c^{-1}\hat{x} \cdot z - \eta \in \mathbb{R}$ . Define the unbounded and parallel strips (see Figure 2):

$$K_D^{(\hat{x})} := \{y \in \mathbb{R}^3 : \inf(\hat{x} \cdot D) < \hat{x} \cdot y < \sup(\hat{x} \cdot D)\}, \quad (3.26)$$

$$K_{D,\eta}^{(\hat{x})} := \{y \in \mathbb{R}^3 : \inf(\hat{x} \cdot D) - ct_0 + c\eta < \hat{x} \cdot y < \sup(\hat{x} \cdot D) - ct_0 + c\eta\}, \quad (3.27)$$

whose directions are perpendicular to the observation direction  $\hat{x}$ . The region  $K_D^{(\hat{x})} \subset \mathbb{R}^3$  represents the smallest strip containing  $D$  and perpendicular to the vector  $\hat{x} \in \mathbb{S}^2$ , whereas  $K_{D,\eta}^{(\hat{x})} \subset \mathbb{R}^3$  is a shift of  $K_D^{(\hat{x})}$  along the direction  $\hat{x}$ . By the definition (3.27) and the relation

$$\inf(-\hat{x} \cdot D) = -\sup(\hat{x} \cdot D), \quad \sup(-\hat{x} \cdot D) = -\inf(\hat{x} \cdot D),$$

it is obvious that

$$K_{D,\eta}^{(-\hat{x})} := \{y \in \mathbb{R}^3 : \inf(\hat{x} \cdot D) + ct_0 - c\eta < \hat{x} \cdot y < \sup(\hat{x} \cdot D) + ct_0 - c\eta\} \subset \mathbb{R}^3. \quad (3.28)$$

Moreover, we have

$$K_D^{(\hat{x})} = K_{D,\eta}^{(\hat{x})} = K_{D,\eta}^{(-\hat{x})} \quad \text{if and only if} \quad \eta = t_0.$$

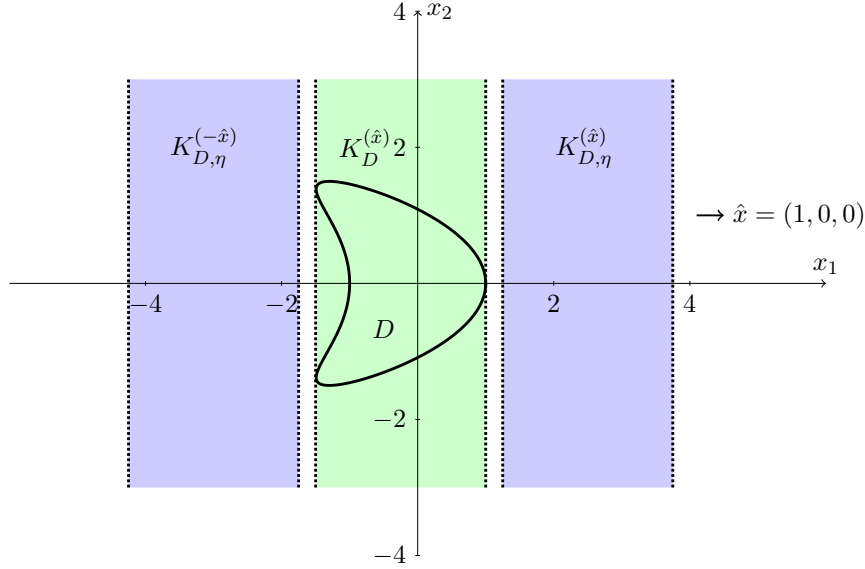


Figure 2: Illustration of the strips  $K_D^{(\hat{x})}$  (green area),  $K_{D,\eta}^{(-\hat{x})}$  and  $K_{D,\eta}^{(\hat{x})}$  (blue area) with  $\eta = 2.75$  and  $\hat{x} = (1, 0, 0)$  in the  $Ox_1x_2$ -plane. The strip  $K_{D,\eta}^{(\hat{x})}$  lies on the right hand side of  $K_D^{(\hat{x})}$  if  $\eta > t_0$  and on the left hand side if  $\eta < t_0$ .

The main result of this section is stated as follows.

**Theorem 3.1.** *For any  $\eta \in \mathbb{R}$ , there holds  $z \in K_{D,\eta}^{(\hat{x})}$  if and only if  $\phi_{z,\eta}^{(\hat{x})} \in \text{Range}(L)$ .*

Theorem 3.1 describes the relationship between the test function  $\phi_{z,\eta}^{(\hat{x})}$  and the range of the data-to-pattern operator  $L$ . To prove Theorem 3.1, we need some auxiliary operators by discretizing the far-field operator. Choose a sequence of  $\hat{x}$ -dependent points  $\{y_m\}_{m=1}^\infty$  such that

- (i)  $y_m \in D$  and  $S(y_m) \neq 0$  for all  $m \geq 1$ ;
- (ii) There exists  $N_0 \in \mathbb{Z}_+$  such that  $D \subset \bigcup_{m=1}^N B_{|D|/N}(y_m)$  for all  $N > N_0$ ;
- (iii) Setting  $a_m := c^{-1}\hat{x} \cdot y_m - t_0$ , we have  $a_i \neq a_j$  if  $i \neq j$ .

We remark that the choice of  $\{y_m\}_{m=1}^\infty$  is not unique. Now we define the discretized far-field operator  $F_N$  for any fixed  $N > N_0$  as

$$(F_N \phi)(\tau) = \frac{|D|}{\sqrt{2\pi}N} \sum_{m=1}^N \int_0^K e^{-i(\kappa+\tau-s)a_m} S(y_m) \phi(s) ds. \quad (3.29)$$

Let  $X_N \subset L^2(0, K)$  be the span of the functions  $\{e^{-i\tau a_m} : m = 1, 2, \dots, N\}$ . The operators  $F_N : L^2(0, K) \rightarrow X_N$  converge to  $F : L^2(0, K) \rightarrow L^2(0, K)$  in the operator norm, because

$$\begin{aligned} \lim_{N \rightarrow +\infty} \|F_N - F\|_{L^2(0, K) \rightarrow L^2(0, K)}^2 &= \lim_{N \rightarrow +\infty} \sup_{\|\phi\|=1} \|F_N \phi - F \phi\|_{L^2(0, K)}^2 \\ &= \lim_{N \rightarrow +\infty} \sup_{\|\phi\|=1} \int_0^K \left| \left( \sum_{m=1}^N e^{-i(\kappa+\tau-s)a_m} \frac{S(y_m)}{\sqrt{2\pi}} \frac{|D|}{N} - \int_D e^{-i(\kappa+\tau-s)(c^{-1}\hat{x} \cdot y - t_0)} \frac{S(y)}{\sqrt{2\pi}} dy \right) \phi(s) \right|^2 ds \\ &\leq \lim_{N \rightarrow +\infty} \int_0^K \left| \left( \sum_{m=1}^N e^{-i(\kappa+\tau-s)a_m} \frac{S(y_m)}{\sqrt{2\pi}} \frac{|D|}{N} - \int_D e^{-i(\kappa+\tau-s)(c^{-1}\hat{x} \cdot y - t_0)} \frac{S(y)}{\sqrt{2\pi}} dy \right) \right|^2 ds \\ &= 0. \end{aligned}$$

The last equality follows from the choice of  $\{y_m\}_{m=1}^\infty$  and the fact that  $S \in C(\overline{D})$ . Therefore,  $F_{N,\#}^{1/2} \rightarrow F_{\#}^{1/2}$  and in particular,

$$\lim_{N \rightarrow +\infty} \text{Range}(F_{N,\#}^{1/2}) = \text{Range}(F_{\#}^{1/2}).$$

Denote by  $\tilde{F}_N = F_N|_{X_N}$  the restriction of  $F_N$  to  $X_N$ . By the choice of  $y_m$ , the set  $\{e^{-i\tau a_m} : m \geq 1\}$  is dense in  $L^2(0, K)$ . Hence we also have

$$\lim_{N \rightarrow +\infty} \text{Range}(\tilde{F}_{N,\#}^{1/2}) = \text{Range}(F_{\#}^{1/2}). \quad (3.30)$$

On the other hand,  $\tilde{F}_N$  admits the decomposition  $\tilde{F}_N = L_N T_N L_N^*$ . Here  $L_N : \mathbb{C}^N \rightarrow X_N$  is defined by

$$(L_N \alpha)(\tau) := \sum_{m=1}^N e^{-i\tau a_m} \alpha_m, \quad \tau \in [0, K], \quad \alpha = (\alpha_1, \alpha_2, \dots, \alpha_N) \in \mathbb{C}^N, \quad (3.31)$$

and  $T_N : \mathbb{C}^N \rightarrow \mathbb{C}^N$  is the multiplication operator defined by

$$T_N \psi := \left( \frac{S(y_m)}{\sqrt{2\pi}} \frac{|D|}{N} e^{-i\kappa a_m} \alpha_m \right)_{m=1}^N. \quad (3.32)$$

Since  $|S(a_m)| \geq \epsilon > 0$  for all  $m = 1, 2, \dots, N$ , again applying the range identity of Theorem A. 1. yields

$$\text{Range}(\tilde{F}_{N,\#}^{1/2}) = \text{Range}(L_N) \quad \text{for any fixed } N > N_0 \text{ and all } \hat{x} \in \mathbb{S}^2. \quad (3.33)$$

We need the following results in the proof of Theorem 3.1.

**Lemma 3.2.** (i)  $\phi_{z,\eta}^{(\hat{x})} \in \text{Range}(L_N)$  if and only if  $b_{z,\eta}^{(\hat{x})} \in \{a_m\}_{m=1}^N$ .

(ii) For  $N_2 > N_1 > N_0$ , we have  $\text{Range}(L_{N_1}) \subset \text{Range}(L_{N_2})$ . Furthermore,  $\text{Range}(L) = \lim_{N \rightarrow +\infty} \text{Range}(L_N)$ .

*Proof.* (i) Suppose  $b_{z,\eta}^{(\hat{x})} = a_m$  for some  $m \in \{1, 2, \dots, N\}$ . Choose the unit vector  $\alpha = (0, 0, \dots, 0, 1, 0, \dots, 0)$  with the  $m$ -th component being 1. Then we have  $\phi_{z,\eta}^{(\hat{x})}(\tau) = L_N(\alpha)$  by the definition of  $L_N$ . On the other hand, if  $\phi_{z,\eta}^{(\hat{x})} \in \text{Range}(L_N)$ , there exists  $\alpha \in \mathbb{C}^N$  such that  $\phi_{z,\eta}^{(\hat{x})} = L_N(\alpha)$ , that is,  $e^{-i\tau b_{z,\eta}^{(\hat{x})}} = \sum_{m=1}^N e^{-i\tau a_m} \alpha_m$  for all  $\tau \in (0, K)$ . Recalling the linear independence of  $\{e^{-i\tau a_m}\}_{m=1}^N$ , there must be some  $m \in \{1, 2, \dots, N\}$  such that  $b_{z,\eta}^{(\hat{x})} = a_m$ .

(ii) By the definition of  $L_N$ , there holds  $\text{Range}(L_{N_1}) \subset \text{Range}(L_{N_2})$  if  $N_2 > N_1 > N_0$ . Combining (2.17), (3.33) and (3.30), we arrive at

$$\text{Range}(L) = \text{Range}(F_{\#}^{1/2}) = \lim_{N \rightarrow +\infty} \text{Range}(\tilde{F}_{N,\#}^{1/2}) = \lim_{N \rightarrow +\infty} \text{Range}(L_N).$$

□

Using Lemma 3.2 we can prove Theorem 3.1.

**Proof of Theorem 3.1** Obviously,  $z \in K_{D,\eta}^{(\hat{x})}$  if and only if  $b_{z,\eta}^{(\hat{x})} \in (c^{-1} \inf(\hat{x} \cdot D) - t_0, c^{-1} \sup(\hat{x} \cdot D) - t_0)$ . If  $z \in K_{D,\eta}^{(\hat{x})}$ , then there exists  $y \in D$  such that  $b_{z,\eta}^{(\hat{x})} = c^{-1} \hat{x} \cdot y - t_0$ . Choose the set  $\{y_m\}_{m=1}^\infty$  such that  $y = y_1$ . Then we have  $\phi_{z,\eta}^{(\hat{x})} \in \text{Range}(L_N)$  for all  $N \geq 1$ . By Lemma 3.2 (ii), it holds that  $\phi_{z,\eta}^{(\hat{x})} \in \text{Range}(L)$ .

On the other hand, if  $\phi_{z,\eta}^{(\hat{x})} \in \text{Range}(L)$ , there exists  $w \in L^2(D)$  such that  $\phi_{z,\eta}^{(\hat{x})} = L(w)$ . Suppose on the contrary that  $b_{z,\eta}^{(\hat{x})} \notin (c^{-1} \inf(\hat{x} \cdot D) - t_0, c^{-1} \sup(\hat{x} \cdot D) - t_0)$ . Then there exists  $\epsilon > 0$  such that  $(b_{z,\eta}^{(\hat{x})} - \epsilon, b_{z,\eta}^{(\hat{x})} + \epsilon) \cap (c^{-1} \inf(\hat{x} \cdot D) - t_0, c^{-1} \sup(\hat{x} \cdot D) - t_0) = \emptyset$ . Choose some  $g \in C_0^\infty(b_{z,\eta}^{(\hat{x})} - \epsilon, b_{z,\eta}^{(\hat{x})} + \epsilon)$  such that  $g(b_{z,\eta}^{(\hat{x})}) \neq 0$ . Then

$$\int_{b_{z,\eta}^{(\hat{x})} - \epsilon}^{b_{z,\eta}^{(\hat{x})} + \epsilon} \left( \mathcal{F}^{-1} \phi_{z,\eta}^{(\hat{x})} \right) g(t) dt = \int_{b_{z,\eta}^{(\hat{x})} - \epsilon}^{b_{z,\eta}^{(\hat{x})} + \epsilon} \delta(t - \phi_{z,\eta}^{(\hat{x})}) g(t) dt = g(b_{z,\eta}^{(\hat{x})}) \neq 0.$$

However,

$$\int_{b_{z,\eta}^{(\hat{x})}-\epsilon}^{b_{z,\eta}^{(\hat{x})}+\epsilon} (\mathcal{F}^{-1}Lw) g(t) dt = 0,$$

because  $\text{supp}(\mathcal{F}^{-1}Lw) \subset (c^{-1}\inf(\hat{x} \cdot D) - t_0, c^{-1}\sup(\hat{x} \cdot D) - t_0)$  by Lemma 2.3. This contradiction proves  $z \in K_{D,\eta}^{(\hat{x})}$ .

## 4 Indicator functions and uniqueness

The aim of this section is to design indicator functions for characterizing the strip  $K_D^{(\hat{x})}$  and the excitation instant  $t_0$ , which also imply uniqueness results by using multi-frequency data at any two opposite directions.

Recall from Theorem 3.1 that the test function  $\phi_{y,\eta}^{(\hat{x})}$  can be utilized to characterize  $K_{D,\eta}^{(\hat{x})}$  through (2.17). Hence, we define the auxiliary indicator function :

$$I_\eta^{(\hat{x})}(y) := \sum_{n=1}^{\infty} \frac{|\langle \phi_{y,\eta}^{(\hat{x})}, \psi_n^{(\hat{x})} \rangle|_{L^2(0,K)}^2}{|\lambda_n^{(\hat{x})}|}, \quad y \in \mathbb{R}^3. \quad (4.34)$$

By Theorem 3.1 and Picard's theorem, there holds  $I_\eta^{(\hat{x})}(y) < +\infty$  if and only if  $y \in K_{D,\eta}^{(\hat{x})}$  for all  $\eta \in \mathbb{R}$ . Then, we define the indicator function determined by a pair of opposite observation directions :

$$W_\eta^{(\hat{x})}(y) = \left[ I_\eta^{(\hat{x})}(y) + I_\eta^{(-\hat{x})}(y) \right]^{-1}. \quad (4.35)$$

Combining the range identity (2.17) and Theorem 3.1 yields

**Theorem 4.1.**

$$W_\eta^{(\hat{x})}(y) = \begin{cases} a \text{ finite positive number} & , \text{ if } y \in K_{D,\eta}^{(\hat{x})} \cap K_{D,\eta}^{(-\hat{x})}, \\ 0 & , \text{ if } y \notin K_{D,\eta}^{(\hat{x})} \cap K_{D,\eta}^{(-\hat{x})}. \end{cases}$$

*Proof.* (i) For  $y \in K_{D,\eta}^{(\hat{x})} \cap K_{D,\eta}^{(-\hat{x})}$ , there holds that  $\phi_{y,\eta}^{(\hat{x})} \in \text{Range}(L^{(\hat{x})})$  and  $\phi_{y,\eta}^{(-\hat{x})} \in \text{Range}(L^{(-\hat{x})})$  for all  $\eta \in \mathbb{R}$  by Theorem 3.1. From the range identity (2.17), we have that  $I_\eta^{(\hat{x})}(y) < +\infty$  and  $I_\eta^{(-\hat{x})}(y) < +\infty$ . Thus,  $W_\eta^{(\hat{x})}(y)$  is a finite positive number.

(ii) Suppose that  $y \notin K_{D,\eta}^{(\hat{x})} \cap K_{D,\eta}^{(-\hat{x})}$ . Without loss of generality we assume that  $y \notin K_{D,\eta}^{(\hat{x})}$ . In this case,  $\phi_{y,\eta}^{(\hat{x})} \notin \text{Range}(L^{(\hat{x})})$  and  $I_\eta^{(\hat{x})}(y) = +\infty$ . Thus,  $W_\eta^{(\hat{x})}(y) = 0$ .  $\square$

We observe that  $K_{D,\eta}^{(\hat{x})}$  intersect with  $K_{D,\eta}^{(-\hat{x})}$  when  $\eta$  lies in a neighborhood of the excitation instant  $t_0$ . Define

$$\eta_1 := \inf \left\{ \eta : K_{D,\eta}^{(\hat{x})} \cap K_{D,\eta}^{(-\hat{x})} \neq \emptyset \right\}, \quad \eta_2 := \sup \left\{ \eta : K_{D,\eta}^{(\hat{x})} \cap K_{D,\eta}^{(-\hat{x})} \neq \emptyset \right\},$$

and

$$h^{(\hat{x})}(\eta) := \max_{y \in B_R} W_\eta^{(\hat{x})}(y), \quad \eta > 0.$$

Then one can recover the unknown pulse moment  $t_0$  by plotting the one-dimensional function  $\eta \rightarrow h^{(\hat{x})}(\eta)$ .

**Theorem 4.2** (Determination of  $t_0$ ). *We have  $t_0 = \frac{\eta_1 + \eta_2}{2}$  and*

$$h^{(\hat{x})}(\eta) = \begin{cases} \geq 0, & \text{if } \eta \in (\eta_1, \eta_2), \\ 0, & \text{if } \eta \notin (\eta_1, \eta_2). \end{cases}$$

*Proof.* From the definitions of  $K_{D,\eta}^{(\hat{x})}$  in (3.27) and  $K_{D,\eta}^{(-\hat{x})}$  (3.28), one obtains

$$\eta_1 = t_0 - \frac{\sup(\hat{x} \cdot D) - \inf(\hat{x} \cdot D)}{2} \text{ and } \eta_2 = t_0 + \frac{\sup(\hat{x} \cdot D) - \inf(\hat{x} \cdot D)}{2}$$

after a simple calculation. Hence,  $t_0 = (\eta_1 + \eta_2)/2$ . The indicating behavior of  $h^{(\hat{x})}$  follows directly from Theorem 4.1.  $\square$

Having determined the pulse moment  $t_0$  from Theorem 4.2, one can characterize the strip  $K_D^{(\hat{x})}$  through the indicator function  $I^{(\hat{x})}(y)$ :

$$I^{(\hat{x})}(y) := \left[ \sum_{n=1}^{\infty} \frac{|\langle \phi_{y,t_0}^{(\hat{x})}, \psi_n^{(\hat{x})} \rangle|_{L^2(0,K)}^2}{|\lambda_n^{(\hat{x})}|} \right]^{-1}, \quad y \in \mathbb{R}^3. \quad (4.36)$$

**Theorem 4.3** (Determination of the strip  $K_D^{(\hat{x})}$ ). *The indicator function  $I^{(\hat{x})}(y)$  fulfills that*

$$I^{(\hat{x})}(y) = \begin{cases} > 0, & \text{if } y \in K_D^{(\hat{x})}, \\ 0, & \text{if } y \notin K_D^{(\hat{x})}. \end{cases}$$

*Proof.* It is a direct consequence of Theorem 4.1 when  $\eta = t_0$ .  $\square$

According to Theorems 4.2 and 4.3, we get uniqueness results in identifying the strip  $K_D^{(\hat{x})}$  and the pulse moment  $t_0$ , which are summarized as follows.

**Theorem 4.4** (Uniqueness at two opposite directions). *The strip  $K_D^{(\hat{x})}$  and the pulse moment  $t_0$  can be uniquely determined by the multi-frequency far-field data  $\{u^\infty(\pm \hat{x}, \omega) : \omega \in [\omega_{\min}, \omega_{\max}]\}$ .*

In the case of sparse observation directions  $\{\hat{x}_m : m = 1, 2, \dots, M\}$ , we shall make use of the following indicator function:

$$I(y) = \left[ \sum_{m=1}^M \frac{1}{I^{(\hat{x}_m)}(y)} \right]^{-1} = \left[ \sum_{m=1}^M \sum_{n=1}^N \frac{|\langle \phi_{y,t_0}^{(\hat{x}_m)}, \psi_n^{(\hat{x}_m)} \rangle|_{L^2(0,K)}^2}{|\lambda_n^{(\hat{x}_m)}|} \right]^{-1}, \quad y \in \mathbb{R}^3, \quad (4.37)$$

where  $(\lambda_n^{(\hat{x}_m)}, \psi_n^{(\hat{x}_m)})$  are the eigensystems of the operators  $F_{\#}^{(\hat{x}_m)}$ . Define the  $\Theta$ -convex hull of  $D$  associated with the directions  $\{\hat{x}_m : m = 1, 2, \dots, M\}$  as

$$\Theta_D := \bigcap_{m=1,2,\dots,M} K_D^{(\hat{x}_m)}.$$

**Theorem 4.5.** *We have  $I(y) > 0$  if  $y \in \Theta_D$  and  $I(y) = 0$  if  $y \notin \Theta_D$ .*

*Proof.* If  $y \in \Theta_D$ , then  $y \in K_D^{(\hat{x}_m)}$  for all  $m = 1, 2, \dots, M$ , yielding that  $\hat{x}_m \cdot y \in \hat{x}_m \cdot D$ . Hence, one deduces from Theorem 4.3 that  $0 < I^{(\hat{x}_m)}(y) < \infty$  for all  $m = 1, 2, \dots, M$ , implying that  $I(y) > 0$ . On the other hand, if  $y \notin \Theta_D$ , there must exist some unit vector  $\hat{x}_l$  such that  $y \notin K_D^{(\hat{x}_l)}$ . Again, using Theorem 4.3 we get

$$[I^{(\hat{x}_l)}(y)]^{-1} = \infty,$$

which proves  $I(y) = 0$  for  $y \notin \Theta_D$ .  $\square$

The values of  $I(y)$  are expected to be large for  $y \in \Theta_D$  and small for those  $y \notin \Theta_D$ . As a by-product of the above factorization method, we obtain an uniqueness result with multi-frequency far-field data. Denote by  $\text{ch}(D)$  the convex hull of  $D$ , that is, the intersections of all half spaces containing  $D$ .

**Theorem 4.6.** *Under the Assumption 1.1, both  $\text{ch}(D)$  and  $t_0$  can be uniquely determined by the multi-frequency far-field patterns  $\{u^\infty(\hat{x}, \omega) : \omega \in [\omega_{\min}, \omega_{\max}], \hat{x} \in \mathbb{S}^2\}$ .*

**Corollary 4.7.** *Let the Assumption 1.1 hold true. The excitation instants  $t_j$  and the  $\Theta$ -convex hull of supports  $D_j$  of  $S(\cdot - a(t_j))$  ( $j = 0, 1, 2, \dots, J$ ) can be determined by the multi-frequency far-field data  $\{u_j^\infty(\hat{x}_m, \omega) : \omega \in [\omega_{\min}, \omega_{\max}], m = 1, 2, \dots, M, j = 1, 2, \dots, J\}$ .*

*Proof.* The time signals excited at different moments can be separated under the Assumption 1.1. The wave fields generated at the radiating moment  $t_j$  can be reduced to the wave equation

$$\begin{cases} c^{-2} \frac{\partial^2 U}{\partial t^2} = \Delta U + S(x - a(t))\delta(t - t_j), & (x, t) \in \mathbb{R}^3 \times \mathbb{R}_+, \\ U(x, 0) = \partial_t U(x, 0) = 0, & x \in \mathbb{R}^3. \end{cases}$$

Then we can use the far-field data  $u_j^\infty(\hat{x}_m, \omega)$  (that is, the inverse Fourier transform of  $U^\infty(\hat{x}_m, t)$ ) to determine the pulse moment  $t_j$  and the  $\Theta$ -convex hull of  $D_j$ , by repeating the arguments for proving Theorems 4.2, 4.3 and 4.5.  $\square$

## 5 Numerical examples

In this section, a couple of numerical examples in  $\mathbb{R}^2$  and  $\mathbb{R}^3$  will be presented to verify the effectiveness of the algorithm proposed in this paper. All numerical examples are implemented by MATLAB. We aim to determine the pulse moment and extract the information of the shape

and locations of a moving extended time-dependent source through the multi-frequency far-field measurement from a single or finite observation direction(s). In the practical scenarios, the multi-frequency data for reconstruction can be obtained via the inverse Fourier transform of the time-domain data.

We briefly summarize the inversion procedure. Discretize the frequency interval  $[\omega_{\min}, \omega_{\max}]$  as

$$\omega_n = (n - 0.5)\Delta\omega, \quad \Delta\omega := \frac{K}{N}, \quad n = 1, 2, \dots, N,$$

where  $K$  is the half of the bandwidth. The far-field operator in (2.14) can be approximated by applying the numerical rectangular rule:

$$(F^{(\hat{x})}\phi)(\tau_n) \approx \sum_{m=1}^N u^\infty(\hat{x}, \kappa + \tau_n - s_m)\phi(s_m)\Delta\omega, \quad (5.38)$$

where  $\tau_n := n\Delta\omega$  and  $s_m := (m - 0.5)\Delta\omega$ ,  $n, m = 1, 2, \dots, N$ . A discrete approximation of the far-field operator  $F^{(\hat{x})}$  is given by the Toeplitz matrix

$$F^{(\hat{x})} := \Delta\omega \begin{pmatrix} u^\infty(\hat{x}, \kappa + \omega_1) & u^\infty(\hat{x}, \kappa - \omega_1) & \cdots & u^\infty(\hat{x}, \kappa - \omega_{N-1}) \\ u^\infty(\hat{x}, \kappa + \omega_2) & u^\infty(\hat{x}, \kappa + \omega_1) & \cdots & u^\infty(\hat{x}, \kappa - \omega_{N-2}) \\ \vdots & \vdots & \vdots & \vdots \\ u^\infty(\hat{x}, \kappa + \omega_{N-1}) & u^\infty(\hat{x}, \kappa + \omega_{N-2}) & \cdots & u^\infty(\hat{x}, \kappa - \omega_1) \\ u^\infty(\hat{x}, \kappa + \omega_N) & u^\infty(\hat{x}, \kappa + \omega_{N-1}) & \cdots & u^\infty(\hat{x}, \kappa + \omega_1) \end{pmatrix}, \quad (5.39)$$

where  $F^{(\hat{x})}$  is a  $N \times N$  complex matrix. Here, we use  $2N - 1$  samples  $u^\infty(\hat{x}, \kappa + \omega_n)$ ,  $n = 1, 2, \dots, N$  and  $u^\infty(\hat{x}, \kappa - \omega_n)$ ,  $n = 1, 2, \dots, N - 1$ , of the far-field pattern. Denoting by  $\{(\tilde{\lambda}_n^{(x)}, \psi_n^{(x)}) : n = 1, 2, \dots, N\}$  an eigen-system of the matrix  $F^{(\hat{x})}$  (5.39), then one deduces that an eigen-system of the matrix  $(F^{(\hat{x})})_\# := |\operatorname{Re}(F^{(\hat{x})})| + |\operatorname{Im}(F^{(\hat{x})})|$  is  $\{(\lambda_n^{(\hat{x})}, \psi_n^{(\hat{x})}) : n = 1, 2, \dots, N\}$ , where  $\lambda_n^{(\hat{x})} := |\operatorname{Re}(\tilde{\lambda}_n^{(\hat{x})})| + |\operatorname{Im}(\tilde{\lambda}_n^{(\hat{x})})|$ . In another way, we may also use the SPD discrete approximation  $(F^{(\hat{x})})_\#$ . For any test point  $y \in \mathbb{R}^3$ , the test function  $\phi_{y,\eta}^{(\hat{x})}$  (3.25) can be discretized as

$$\phi_{y,\eta}^{(\hat{x})} := \left( e^{-i\tau_1(c^{-1}\hat{x}\cdot y - \eta)}, e^{-i\tau_2(c^{-1}\hat{x}\cdot y - \eta)}, \dots, e^{-i\tau_N(c^{-1}\hat{x}\cdot y - \eta)} \right). \quad (5.40)$$

We approximate the auxiliary indicator function  $I_{\eta,\epsilon}^{(\hat{x})}(y)$  (4.34) for reconstructing the strip  $K_{D,\eta}^{(\hat{x})}$  by

$$I_\eta^{(\hat{x})}(y) \sim \sum_{n=1}^N \frac{|\phi_{y,\eta}^{(\hat{x})} \cdot \psi_n^{(\hat{x})}|^2}{|\lambda_n^{(\hat{x})}|}, \quad y \in \mathbb{R}^3, \quad (5.41)$$

where  $\cdot$  denotes the inner product in  $\mathbb{R}^3$  and  $N$  is consistent with the dimension of the Toeplitz matrix (5.39). Furthermore, an approximation of the indicator function  $W_\eta^{(\hat{x})}(y)$  in (4.35) for



reconstructing the strip  $K_{D,\eta}^{(\hat{x})} \cap K_{D,\eta}^{(-\hat{x})}$  is

$$W_\eta^{(\hat{x})}(y) := \left[ I_\eta^{(\hat{x})}(y) + I_\eta^{(-\hat{x})}(y) \right]^{-1} \sim \left[ \sum_{n=1}^N \frac{|\phi_{y,\eta}^{(\hat{x})} \cdot \psi_n^{(\hat{x})}|^2}{|\lambda_n^{(\hat{x})}|} + \frac{|\phi_{y,\eta}^{(-\hat{x})} \cdot \psi_n^{(-\hat{x})}|^2}{|\lambda_n^{(-\hat{x})}|} \right]^{-1}. \quad (5.42)$$

The indicator function for reconstructing the support of the source with multiple observation directions can be approximated as

$$W(y) = \left[ \sum_{j=1}^M \frac{1}{W_{t_0}^{(\hat{x}_j)}(y)} \right]^{-1} \sim \left[ \sum_{j=1}^M \sum_{n=1}^N \frac{|\phi_{y,t_0}^{(\hat{x}_j)} \cdot \psi_n^{(\hat{x}_j)}|^2}{|\lambda_n^{(\hat{x}_j)}|} + \frac{|\phi_{y,t_0}^{(-\hat{x}_j)} \cdot \psi_n^{(-\hat{x}_j)}|^2}{|\lambda_n^{(-\hat{x}_j)}|} \right]^{-1}, \quad y \in \mathbb{R}^3. \quad (5.43)$$

Suppose  $k_{\min} = 0$  for the sake of simplicity, then the bandwidth of frequencies can be extended from  $(0, k_{\max})$  to  $(-k_{\max}, k_{\max})$  by  $u_j^\infty(\hat{x}, -k) = \overline{u_j^\infty(\hat{x}, k)}$ . Thus, one deduces from these new measurement data with  $k_{\min} = -k_{\max}$  that  $\kappa = 0$  and  $K = k_{\max}$ . The frequency band is represented by the interval  $(0, 3\pi)$  and discretized by  $N = 48$  and  $\Delta k = \pi/16$ . We also assume the source function  $S(x - a(t)) = 2(x_1 - a_1(t))^2 + 3(x_2 - a_2(t))^2 + (x_1 - a_1(t))(x_2 - a_2(t))^2 + 1$  which has supports for  $j = 1, \dots, J$ , unless other stated. In subsections 4.1 and 4.2, we just take pulse moment  $t_0$  as an example.

## 5.1 Reconstruction of the pulse moment $t_0$

Firstly, we consider reconstructions of the strip  $K_{D,\eta}^{(\hat{x})}$  (as defined in (3.27)) perpendicular to the observation direction by plotting the indicator function  $1/I_\eta^{(\hat{x})}(y)$ . The strip  $K_{D,\eta}^{(\hat{x})}$  can be regarded as the result of translating  $K_D^{(\hat{x})}$  along the observational direction  $\hat{x}$  by  $\eta - t_0$  units.  $K_D^{(\hat{x})}$  is the smallest strip perpendicular to the observation direction and containing the source support. It is supposed that the source is supported in  $|x| \leq 1$  and excited at the moment  $t_0$ . The testing domain is chosen as  $[-6, 6] \times [-6, 6]$ . In Figure 3, we present reconstructions of  $K_{D,\eta}^{(\hat{x})}$  with various parameter  $\eta = 1, 2, \dots, 6$  from the measurement data of one observation direction  $\hat{x} = (1, 0)$  and the source is excited at the moment  $t_0 = 4$ . The shape of source support  $D$  is highlighted by the pink solid line. According to the definition of  $K_{D,\eta}^{(\hat{x})}$  and  $K_D^{(\hat{x})}$ , the two strips are completely identical for  $t_0 = \eta$ . We obtain the smallest strip containing the source support and perpendicular to the observation direction for  $\eta = t_0 = 4$  by plotting  $1/I_\eta^{(\hat{x})}(y)$  in Figure 3(d). Figures 3(a)-(c) and (e)-(f) demonstrate that  $K_{D,\eta}^{(\hat{x})}$  has been shifted by  $\eta - t_0 = -3, -2, -1, 1, 2$  units, respectively, along the observation direction compared to  $K_D^{(\hat{x})}$ . All of these confirm the correctness of the theory.

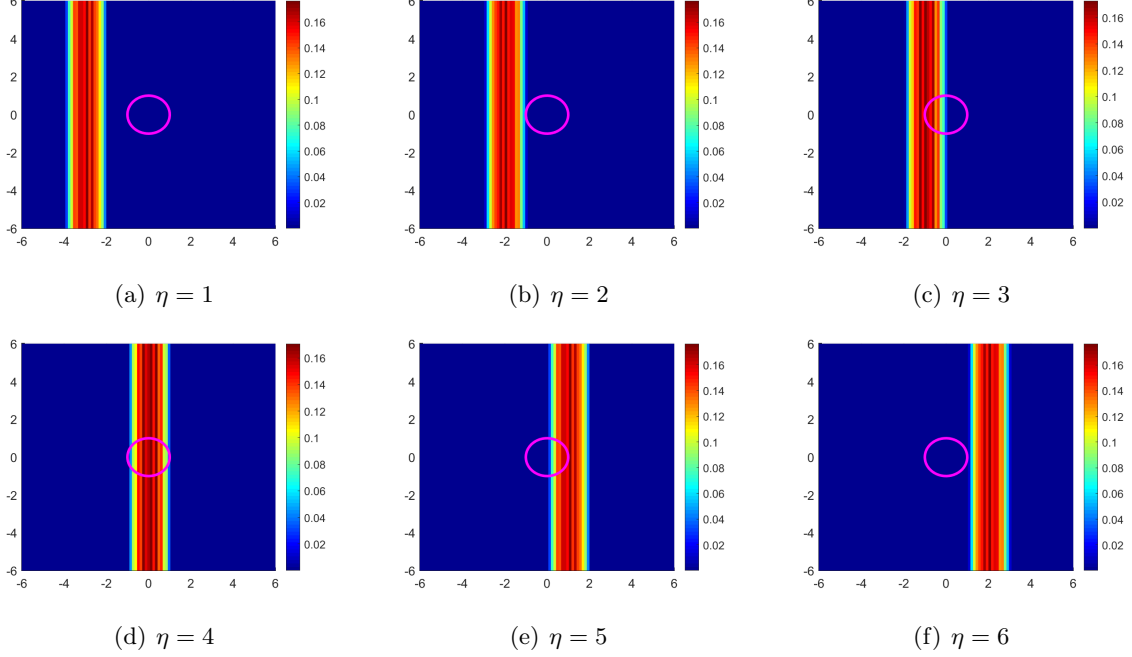


Figure 3: Reconstruction for  $K_{D,\eta}^{(-\hat{x})}$  using multi-frequency far-field data from a single observation direction  $\hat{x} = (1, 0)$  with the auxiliary indicator function  $1/I_\eta^{(\hat{x})}(y)$ . Various  $\eta$  are tested and the pulse moment is set at  $t_0 = 4$ .

We proceed with the source term previously discussed in Figure 3. However, the main object is to reconstruct  $K_{D,\eta}^{(\hat{x})} \cap K_{D,\eta}^{(-\hat{x})}$  using multi-frequency far-field data from a pair of observation directions  $\hat{x} = (\pm 1, 0)$  with the indicator function  $W_\eta^{(\hat{x})}(y)$  defined in (5.42) in Figure 4. We test various parameter  $\eta$ . When we take  $\eta = t_0 = 4$  in Figure 4(d), the reconstruction illustrate  $K_{D,\eta}^{(\hat{x})} \cap K_{D,\eta}^{(-\hat{x})} = K_D^{(\hat{x})}$  as proven by our theory. As  $\eta = 2$ , we have  $K_{D,\eta}^{(\hat{x})} \cap K_{D,\eta}^{(-\hat{x})} = \emptyset$ . Numerical results in Figure 4(a) indicates that the corresponding indicator values are consistently much smaller than  $10^{-9}$ , which implies that it is not possible to reconstruct partial or whole information of the source support. The width of  $K_{D,\eta}^{(\hat{x})} \cap K_{D,\eta}^{(-\hat{x})}$  becomes a line at  $x = 0$  in theory for  $\eta = 3$  or 5. The reconstruction results shown in Figures 4(b) and (f) respectively display a straight line at  $x = 0$ . Similarly, the width of  $K_{D,\eta}^{(\hat{x})} \cap K_{D,\eta}^{(-\hat{x})}$  equals 1 theoretically as  $\eta = 3.5$  or 5.5. The numerical results in Figures 4(c) and (e) further corroborate the accuracy of the theoretical findings.

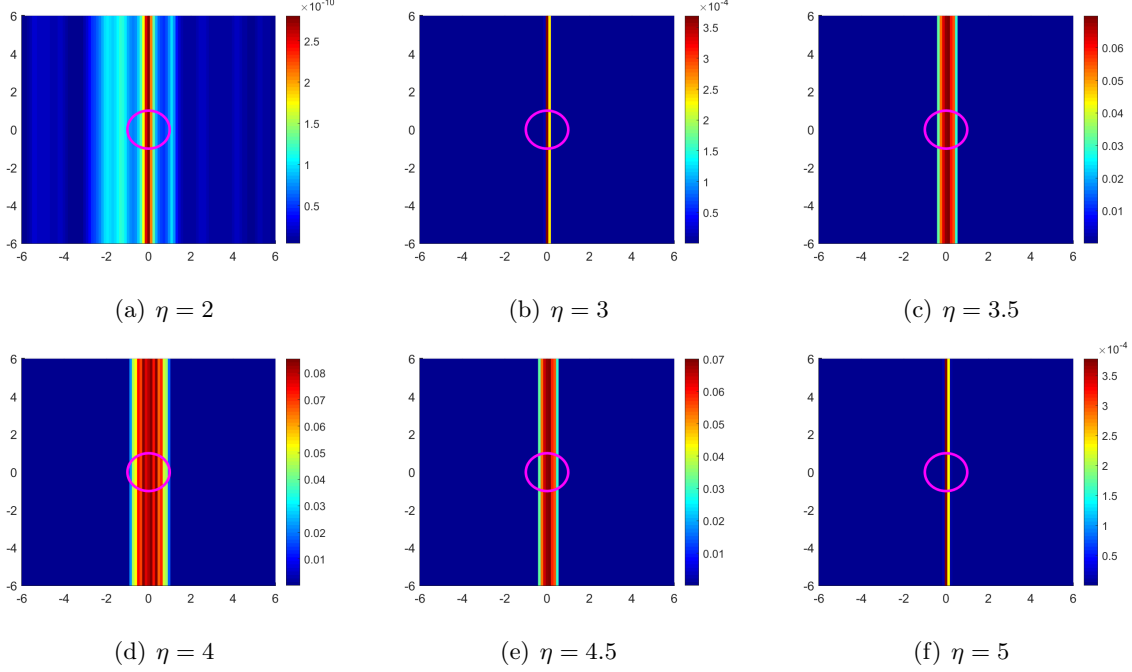


Figure 4: Reconstruction for  $K_{D,\eta}^{(\hat{x})} \cap K_{D,\eta}^{(-\hat{x})}$  using multi-frequency far-field data from a pair of observation directions  $\hat{x} = (\pm 1, 0)$  with the indicator function  $W_\eta^{(\hat{x})}(y)$ . Various  $\eta$  are tested and the pulse moment is  $t_0 = 4$ .

Next, we aim to determine the impulse moment  $t_0$  using using multi-frequency far-field data from a pair of observation directions  $\hat{x} = (\pm 1, 0)$  by plotting the one dimensional function  $\eta \rightarrow h_{t_0}^{(\hat{x})}(\eta) = \max_{y \in B_R} W_\eta^{(\hat{x})}(y)$ . The source in Figure 4 is still considered. The pulse moment  $t_0$  is set to be 2, 4, 6, respectively, in Figure 5. According to Theorem 4.2, we know that  $h_{t_0}^{(\hat{x})}(\eta) \geq 0$  for  $\eta \in [\eta_1, \eta_2]$  and  $h_{t_0}^{(\hat{x})}(\eta) = 0$  for  $\eta \notin [\eta_1, \eta_2]$ , then the impulse moment is  $t_0 = \frac{\eta_1 + \eta_2}{2}$ . Figure 5(a) demonstrates that  $h_{t_0}^{(\hat{x})}(\eta) \geq 0$  for  $\eta \in [1, 3]$  and  $h_{t_0}^{(\hat{x})}(\eta) = 0$  for  $\eta \notin [1, 3]$ . Consequently, the numerical impulse moment is  $t_0^{num} = 2$ , which is consistent with the actual impulse moment  $t_0 = 2$ . Similarly, Figure 5(b) illustrates that  $h_{t_0}^{(\hat{x})}(\eta) \geq 0$  for  $\eta \in [3, 5]$  and  $h_{t_0}^{(\hat{x})}(\eta) = 0$  for  $\eta \notin [3, 5]$ . Therefore, the numerical impulse moment is  $t_0^{num} = 4$ , aligning with the actual impulse moment  $t_0 = 4$ . Lastly, Figure 5(c) shows that  $h_{t_0}^{(\hat{x})}(\eta) \geq 0$  for  $\eta \in [5, 7]$  and  $h_{t_0}^{(\hat{x})}(\eta) = 0$  for  $\eta \notin [5, 7]$ . Thus, the numerical impulse moment is  $t_0^{num} = 6$ , which matches the actual impulse moment  $t_0 = 6$ . The aforementioned numerical results demonstrate the validity of the theoretical findings. The lack of precision near  $\eta_1$  and  $\eta_2$  is due to the insufficient granularity in the discretization of  $\eta$  during numerical computations. Therefore, the numerical results can be improved by increasing the resolution of the  $\eta$  discretization.

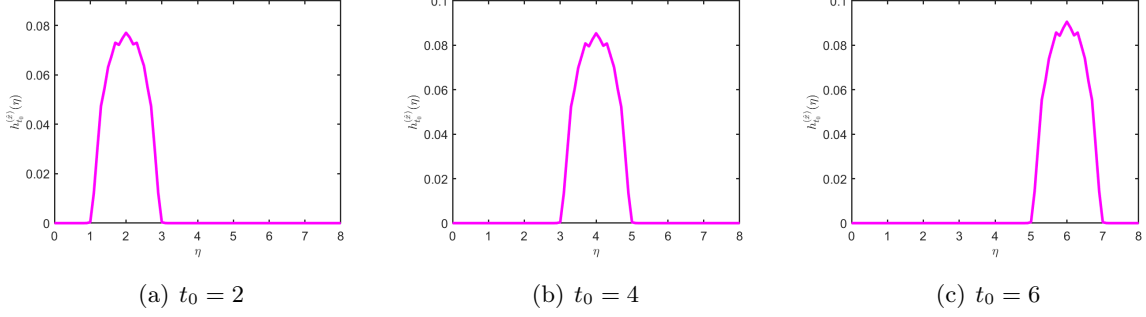


Figure 5: Determination of the pulse moment  $t_0$  using multi-frequency far-field data from a pair of observation directions  $\hat{x} = (\pm 1, 0)$  with the function  $h_{t_0}^{(\hat{x})}(\eta)$ . The pulse moment  $t_0$  is set to be 2, 4, 6, respectively.

To further validate the effectiveness of our proposed algorithm, we tested its robustness in reconstructing pulse moments across various observation directions. We reconstruct  $K_{D,\eta}^{(\hat{x})} \cap K_{D,\eta}^{(-\hat{x})}$  using multi-frequency far-field data from a pair of observation directions  $\hat{x} = (\pm \frac{\sqrt{2}}{2}, \pm \frac{\sqrt{2}}{2})$  with the indicator function  $W_{\eta}^{(\hat{x})}(y)$ . Various  $\eta$  is tested and the pulse moment is  $t_0 = 4$ . As illustrated in Figure 4, in Figure 6 we employed different observation directions and obtained numerical results consistent with those in Figure 4. Specifically, when  $\eta = t_0 = 4$ , we achieved  $K_{D,\eta}^{(\hat{x})} \cap K_{D,\eta}^{(-\hat{x})} = K_D^{(\hat{x})}$ . For  $3 \leq \eta \leq 5$ , we obtained an even narrower strip. In other cases, the numerical results are nearly zero in the test domain. We aim to determine the pulse moment  $t_0$  using multi-frequency far-field data from a pair of observation directions  $\hat{x} = (\pm \frac{\sqrt{2}}{2}, \pm \frac{\sqrt{2}}{2})$  with the function  $h_{t_0}^{(\hat{x})}(\eta)$  in Figure 7. The pulse moment  $t_0$  is set to be 2, 4, 6, respectively. The intervals  $[\eta_1, \eta_2]$  such that  $h_{t_0}^{(\hat{x})}(\eta) \geq 0$  are  $[1, 3]$ ,  $[3, 5]$ ,  $[5, 7]$  for  $t_0 = 2, 4, 6$ . Naturally, we obtain  $t_0^{num} = 2, 4, 6$ . This illustrates that the algorithm proved to be effective for data collected from any arbitrary observation direction.

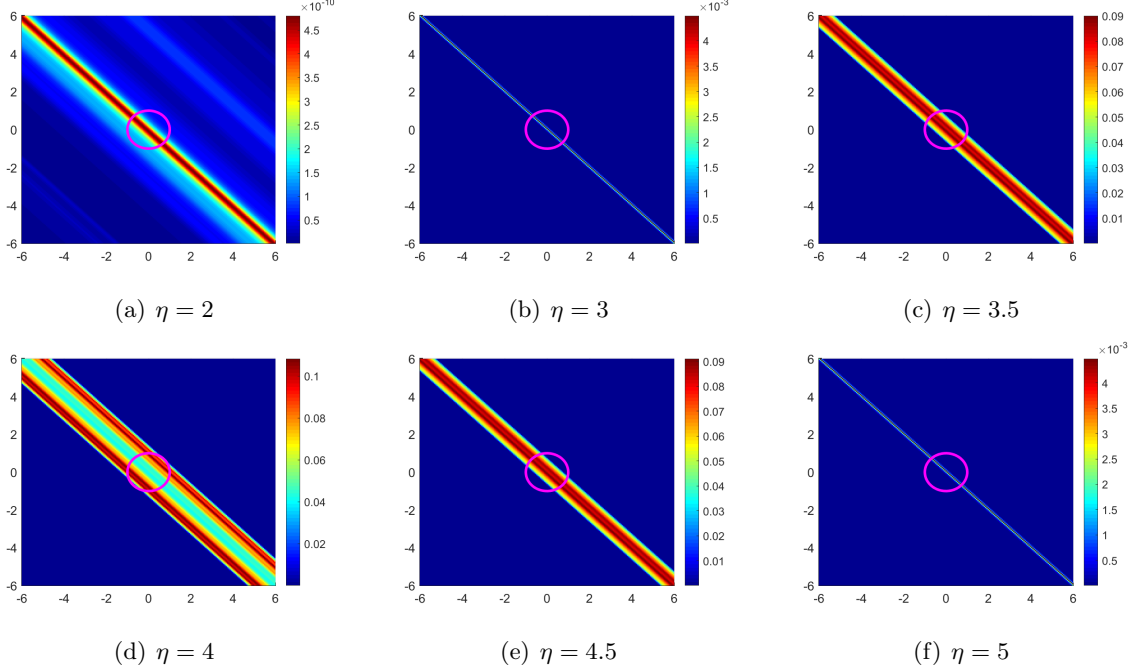


Figure 6: Reconstruction for  $K_{D,\eta}^{(\hat{x})} \cap K_{D,\eta}^{(-\hat{x})}$  using multi-frequency far-field data from a pair of observation directions  $\hat{x} = (\pm \frac{\sqrt{2}}{2}, \pm \frac{\sqrt{2}}{2})$  with the indicator function  $W_\eta^{(\hat{x})}(y)$ . Various  $\eta$  are tested and the pulse moment is  $t_0 = 4$ .

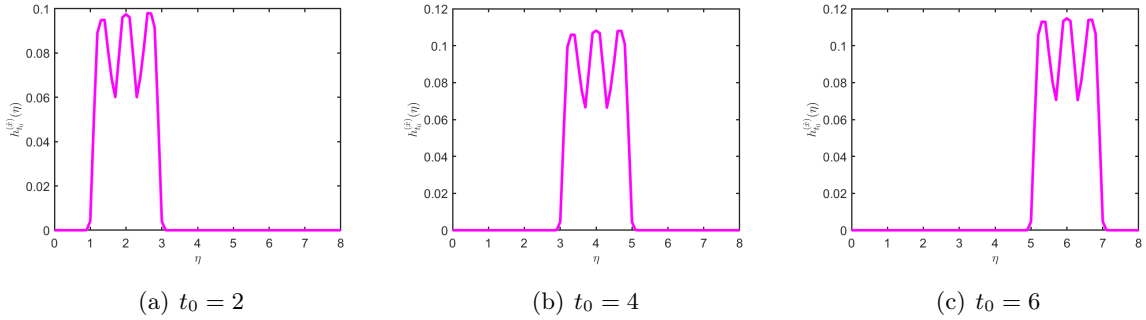


Figure 7: Determination of the pulse moment  $t_0$  using multi-frequency far-field data from a pair of observation directions  $\hat{x} = (\pm \frac{\sqrt{2}}{2}, \pm \frac{\sqrt{2}}{2})$  with the function  $h_{t_0}^{(\hat{x})}(\eta)$ . The pulse moment  $t_0$  is set to be 2, 4, 6, respectively.

## 5.2 Reconstruction of the source location and shape at time $t_0$

Once the pulse moment of the source has been reconstructed using multi-frequency far-field data from any observation direction, then we can set  $t_0 = \eta$  in the test function. According to Theorems 4.3 and 4.5, by employing measurement data from one single or multiple direction(s), one can identify the strip  $K_D^{(\hat{x})}$  and  $\Theta$ -convex hull of the source support that means the position and

shape of the source at the pulse moment. In the examples below, we consider the reconstructions of source supports with different shapes, each excited at different times. Specifically, we analyze a circular support excited at time  $t_0 = 3$ , a kite-shaped support excited at time  $t_0 = 4$ , and a rounded square support excited at time  $t_0 = 5$ . Figure 8 presents the determination of the pulse moment  $t_0$  using multi-frequency far-field data from a pair of observation directions  $\hat{x} = (0, \pm 1)$  by plotting the function  $h_{t_0}^{(\hat{x})}(y)$ . Figure 8 illustrates the non-zero intervals  $[\eta_1, \eta_2]$  of the function  $\eta \rightarrow h_{t_0}^{(\hat{x})}(y)$  for different excitation times. This allows us to accurately determine the excitation times  $t_0^{num} = \frac{\eta_1 + \eta_2}{2} = 3, 4, 5$ . We show reconstructions using multi-frequency far-field data from 8 observation directions for a circular, a kite-shaped and a round-square-shaped support with different pulse moment by plotting the indicator function (5.43) in Figure 9. The shape of source support  $D$  are highlighted by the pink solid line. It is evident that both the shapes and locations are accurately reconstructed.

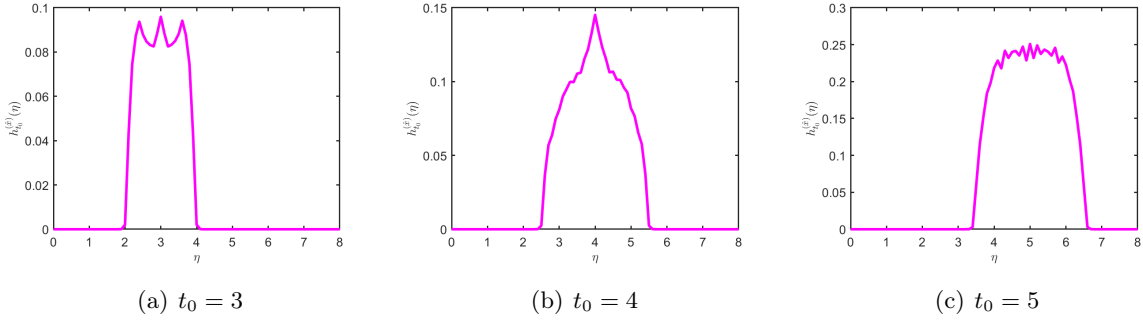


Figure 8: Determination of the pulse moment  $t_0$  using multi-frequency far-field data from a pair of observation directions  $\hat{x} = (0, \pm 1)$  with the function  $h_{t_0}^{(\hat{x})}$ . The pulse moment  $t_0$  is set to be 3, 4, 5 for a circular support, a kite-shaped support and a round-square-shaped support, respectively.

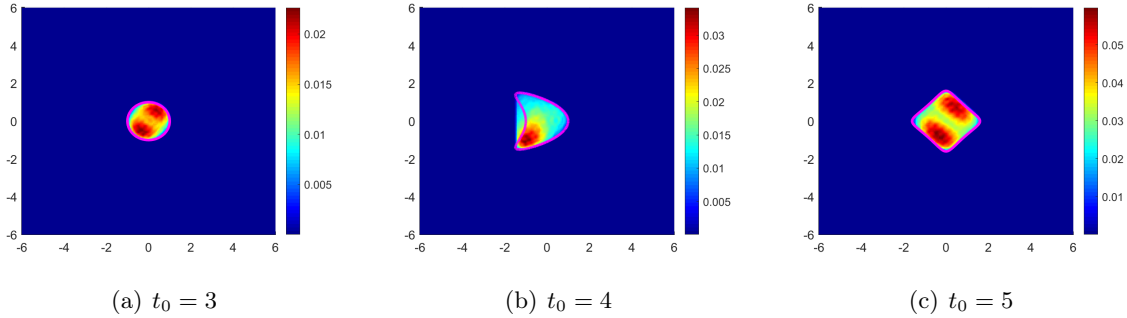


Figure 9: Reconstructions using multi-frequency far-field data from 8 observation directions for a circular, a kite-shaped and a round-square-shaped support with different pulse moments.

### 5.3 Reconstruction of the trajectory of a moving source

In this section, we focus on the reconstruction of the trajectory of a moving source. By utilizing multi-frequency far-field data collected from finite observation directions, we aim to accurately determine the trajectory followed by the potential over time. To enhance imaging efficacy, the indicator function values in this subsection are normalized to their corresponding maximum values. We mainly consider three distinct trajectories for the moving potential: the cardioid, the trifolium rose curve, and the star curve. These trajectories are parameterized as follows:

- $a_1(t) = 8 \sin^3 \frac{\pi}{40} t, a_2(t) = 6 \cos \frac{\pi}{40} t - 2 \cos \frac{2\pi}{40} t - \cos \frac{3\pi}{40} t - 0.5 \cos \frac{4\pi}{40} t, t \in [0, 80),$
- $a_1(t) = 8 \cos \frac{3\pi}{40} t \cos \frac{\pi}{40} t, a_2(t) = 8 \cos \frac{3\pi}{40} t \sin \frac{\pi}{40} t, t \in [0, 80),$
- $a_1(t) = 7 \cos^3 \frac{\pi}{40} t, a_2(t) = 7 \sin^3 \frac{\pi}{40} t, t \in [0, 80).$

The source supports are supposed to be  $|x - a(t_j)| \leq 0.1$  for each impulse moment  $t_j, j = 1, 2, \dots, J$ . For the sake of simplicity we suppose that the source profile remain invariant along the time. The search region is chosen as  $[-10, 10] \times [-10, 10]$ . The multi-frequency data are collected from 8 observation directions. In Figure 10(a), we undertake the reconstruction of the trajectory for the moving extended source, where each time point is represented by  $t_j = 2 * (j - 1), j = 1, \dots, 40$ . Additionally, we display the original trajectory of the moving extended source  $a(t_j), j = 1, \dots, 40$  in Figure 10(d). It is evident that the cardioid trajectory is faithfully reconstructed. Similarly, we conducted reconstructions of the trajectories for the trifolium rose curve and star curve, depicted in Figures 10(b) and(c), respectively. The original trajectories are showcased in Figures 10(e) and(f). Notably, the reconstructions exhibit remarkable fidelity to the original trajectories, underscoring the efficacy of the reconstruction process.

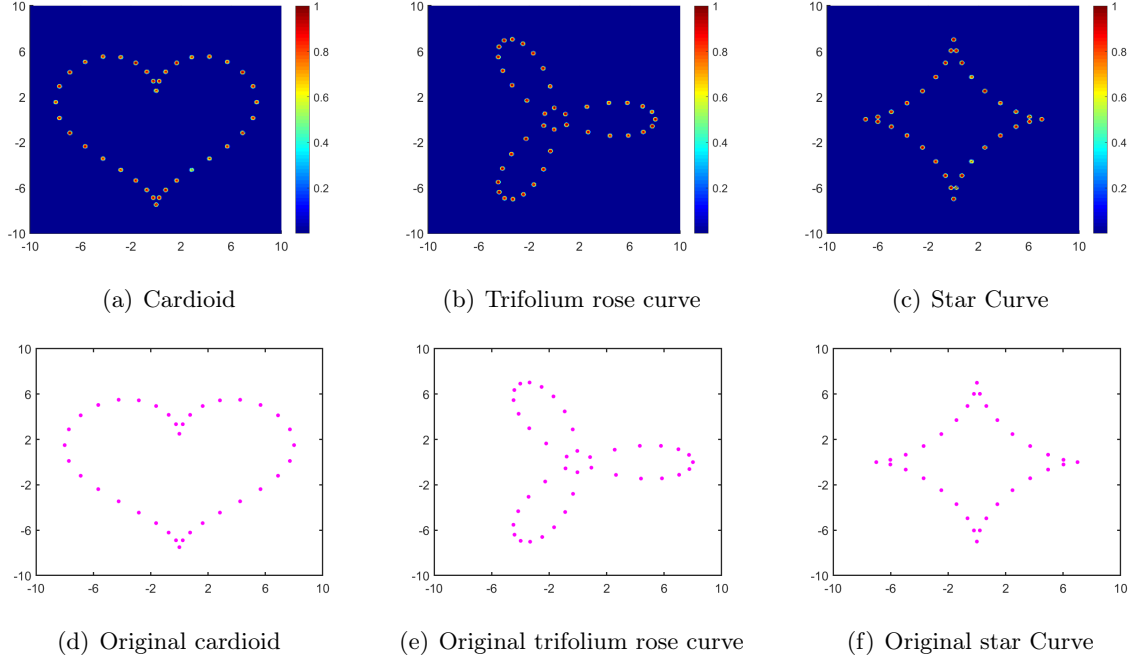


Figure 10: Reconstruction using multi-frequency far-field data from 8 observation directions for the trajectory of the extended source moving along three different curves. The first row illustrates the reconstructed motion trajectories of the moving extended source, the second row depicts the original motion trajectories.

Furthermore, we consider a moving kite, the diameter of the kite is 3. Hence, the impulse moments are set  $t_j = 0, 4, 8, 12, 16$ . The motion trajectory of the center of the kite is  $a(t) = (t - 8, 4 * \sin(\frac{\pi}{8}(t - 8) + \pi))$ .

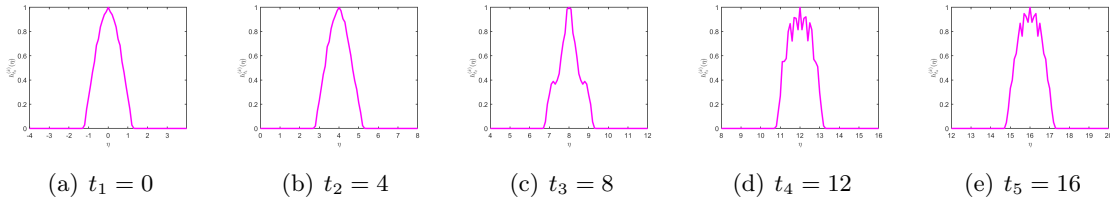


Figure 11: Reconstruction for the trajectory of a moving kite along a sin function line.



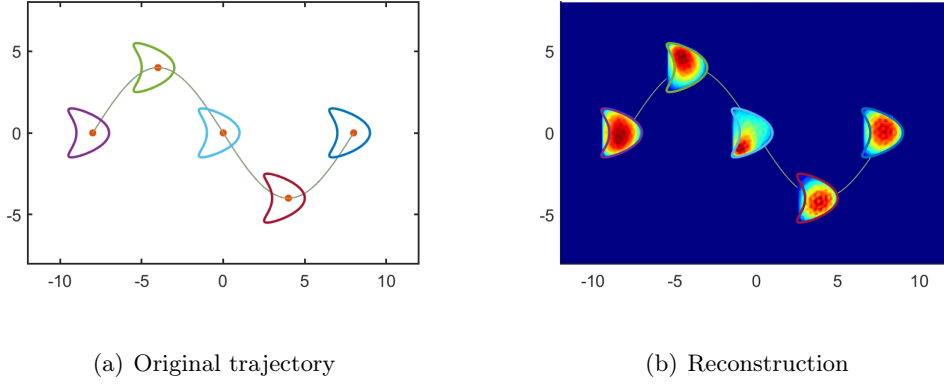


Figure 12: Reconstruction for the trajectory of a moving kite along a sin function line.

#### 5.4 Noise test

We evaluate sensitivity with respect to the noisy data by selecting the numerical example in Figure 10(a), which involves cardioid recovery. The far-field data are polluted by Gaussian noise, as shown below:

$$F_{\delta}^{(\hat{x})} := F^{(\hat{x})} + \delta \|F^{(\hat{x})}\|_2 \mathcal{M}, \quad (5.44)$$

where the data matrix  $F^{(\hat{x})}$  is defined by (5.39),  $\delta$  represents the noise level and  $\mathcal{M} \in \mathbb{R}^{N \times N}$  is a uniformly distributed random -matrix with the random variable ranging from  $-1$  to  $1$ .

In Figure 14, the noise levels tested are 2%, 5% and 10%. The the inversion algorithm's performance is evaluated with a noise level of 2% In Figure 14(a). The reconstructed image shows minor artifacts, indicating that the algorithm is relatively robust to low levels of noise. Figure 14(b) demonstrates the inversion results when the noise level is increased to 5%. The image quality slightly deteriorates compared to the 2% noise level, with more noticeable artifacts appearing in the reconstructed image. The results depicted in Figure 14(a) are obtained with a noise level of 10%. As expected, the higher noise level introduces significant artifacts, making the reconstructed trajectory almost invisible.

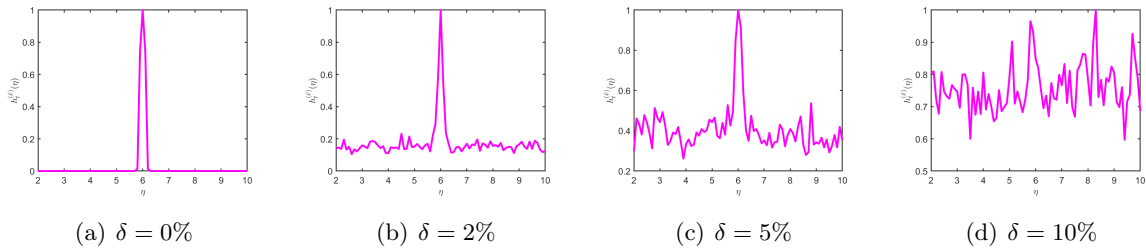


Figure 13: Reconstruction for the impulse moment  $t_j = 6$  at different noise levels  $\delta$ .

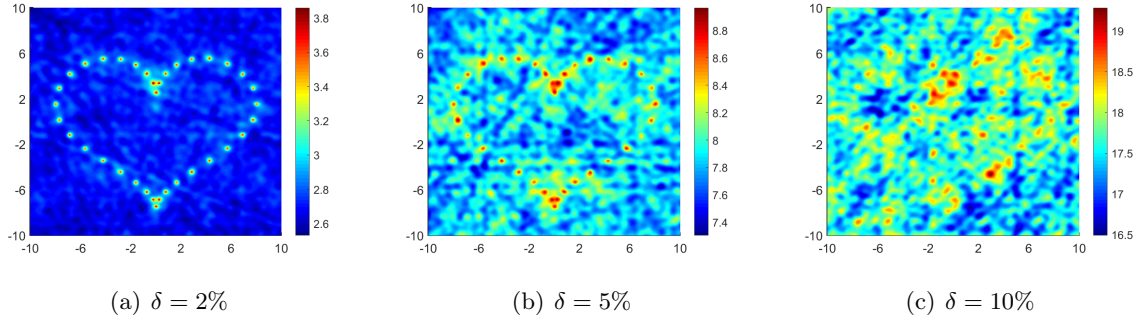


Figure 14: Reconstruction for the trajectory of a extended source moving along cardioid using observation data at different noise levels  $\delta$ .

### 5.5 Reconstruction of a moving extended source in $\mathbb{R}^3$

In this section, we turn our attention to the reconstruction of the trajectory of a moving extended source in  $\mathbb{R}^3$ , specifically demonstrating a helical trajectory parameterized as  $a(t) = (\cos \frac{1}{4}t, \frac{1}{12}t - 5, \sin \frac{1}{4}t)$  for  $t \in [0, 120]$ . We assume the impulse moments are  $t_j = 2 * (j - 1), j = 1, \dots, 61$ . The source supports is constrained by  $|x - a(t_j)| \leq 0.1$  for each impulse moment  $t_j$ . To encompass the entire trajectory of the moving extended source, the testing domain is selected to be  $[-6, 6]^3$ . Given the relatively small source support, the domain is discretized with a resolution of 150 points in each dimension. The multifrequency data are collected from these 10 observation directions. Figure 15 presents the reconstruction for the helical trajectory of the moving extended source using multifrequency data from 10 observation directions uniformly distributed on the upper unit hemisphere. Figure 15(a) features the original helical depicted by a green solid line with pink small spheres representing the locations and shapes at each pulse moment  $t_j$ . Figure 15(b) shows the reconstructions of the moving extended source. For comparative purpose, the original trajectory is superimposed with a green solid line. It is evident that the location and shape of the moving extended source for each pulse moment  $t_j$  are accurately reconstructed, despite their shapes not being as spherical as a ball. This is primarily due to our selection of only 10 observation directions, leading to iso-surfaces that inevitably deviate from a perfect sphere. The reconstructions for the helix trajectory in  $\mathbb{R}^3$  further verify the accuracy of our algorithm.

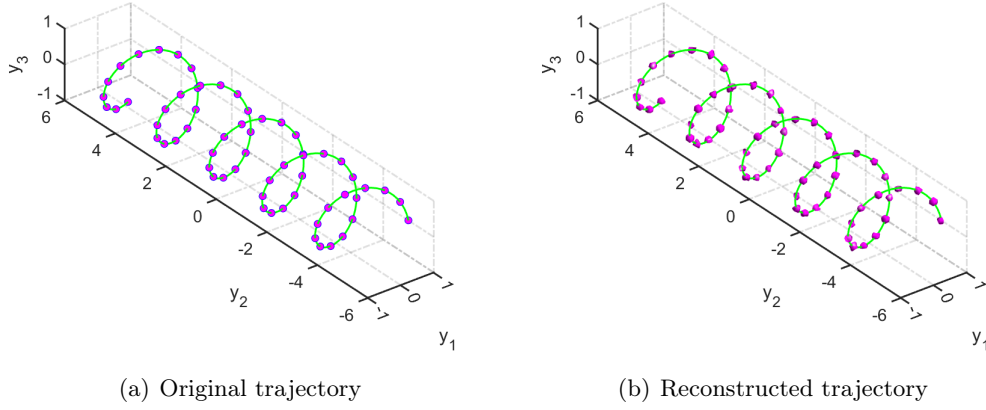


Figure 15: Reconstruction using multi-frequency far-field data from 10 observation directions for the trajectory of the extended source moving along a helix.

## Acknowledgements

The work of G. Hu is partially supported by the National Natural Science Foundation of China (No. 12425112) and the Fundamental Research Funds for Central Universities in China (No. 63213025).

## Appendix

**Theorem A.1.** (Range Identity in [16]) Let  $X$  and  $Y$  be Hilbert spaces and let  $F : Y \rightarrow Y$ ,  $L : X \rightarrow Y$ ,  $T : X \rightarrow X$  be linear bounded operators such that  $F = LTL^*$ . We make the following assumptions

- (i)  $L$  is compact with dense range and thus  $L^*$  is compact and one-to-one.
- (ii)  $\operatorname{Re} T$  and  $\operatorname{Im} T$  are both one-to-one, and the operator  $T_{\#} = |\operatorname{Re} T| + |\operatorname{Im} T| : X \rightarrow X$  is coercive, i.e., there exists  $c > 0$  with

$$\langle T_{\#} \varphi, \varphi \rangle \geq c \|\varphi\|^2 \quad \text{for all } \varphi \in X.$$

Then the operator  $F_{\#}$  is positive and the ranges of  $F_{\#}^{1/2} : Y \rightarrow Y$  and  $L : X \rightarrow Y$  coincide.

## References

- [1] A. Alzaalig, G. Hu, X. Liu and J. Sun, Fast acoustic source imaging using multi-frequency sparse data, *Inverse Problems*, 36 (2020): 025009.

- [2] G. Bao, P. Li, J. Lin and F. Triki, Inverse scattering problems with multi-frequencies, *Inverse Problems*, 31 (2015): 093001.
- [3] G. Bao, J. Lin, and F. Triki, A multi-frequency inverse source problem, *J. Differential Equations*, 249 (2010): 3443–3465.
- [4] G. Bao, S. Lu, W. Rundell and B. Xu, A recursive algorithm for multi-frequency acoustic inverse source problems, *SIAM J. Numer. Anal.*, 53 (2015): 1608-1628.
- [5] E. Blasten, Nonradiating sources and transmission eigenfunctions vanish at corners and edges, *SIAM J. Math. Anal.*, 6 (2018): 6255–6270.
- [6] N. Bleistein and J. Cohen, Nonuniqueness in the inverse source problem in acoustics and electromagnetics, *J. Math. Phys.*, 18 (1977): 194–201.
- [7] B. Chen, Y. Guo, F. Ma and Y. Sun, Numerical schemes to reconstruct three-dimensional time-dependent point sources of acoustic waves, *Inverse Problems*, 36 (2020): 075009.
- [8] J. Cheng, V. Isakov and S. Lu, Increasing stability in the inverse source problem with many frequencies, *J. Differential Equations*, 260 (2016): 4786-4804.
- [9] J. Cooper and W. Strauss, Scattering of waves by periodically moving bodies. *J. Funct. Anal.* 47 (1982): 180-229.
- [10] M. Eller and N. Valdivia, Acoustic source identification using multiple frequency information, *Inverse Problems*, 25 (2009): 115005.
- [11] A. C. Fannjiang, T. Strohmer and P. Yan, Compressed remote sensing of sparse objects, *SIAM J. Imag. Sci.*, 3 (2010): 595-618.
- [12] J. Fournier, J. Garnier, G. Papanicolaou and C. Tsogka, Matched-filter and correlation-based imaging for fast moving objects using a sparse network of receivers, *SIAM J. Imag. Sci.*, 10 (2017): 2165-2216.
- [13] J. Garnier and M. Fink, Super-resolution in time-reversal focusing on a moving source, *Wave Motion*, 53 (2015): 80-93.
- [14] R. Griesmaier and C. Schmiedecke, A Factorization method for multifrequency inverse source problem with sparse far-field measurements, *SIAM J. Imag. Sci.*, 10 (2017): 2119-2139.
- [15] R. Griesmaier and C. Schmiedecke, A multifrequency MUSIC algorithm for locating small inhomogeneities in inverse scattering, *Inverse Problems*, 33 (2017): 035015.
- [16] H. Guo and G. Hu, Inverse wave-number-dependent source problems for the Helmholtz equation, *SIAM J. Numer. Anal.*, 62 (2024): 1372-1393.

- [17] H. Guo, G. Hu and G. Ma, Imaging a moving point source from multi-frequency data measured at one and sparse observation directions (part I): far-field case, *SIAM J. Imag. Sci.*, 16 (2023): 1535-1571.
- [18] H. Guo, G. Hu and G. Ma, Inverse wave-number-dependent source problems for the Helmholtz equation with partial information on radiating period, *arXiv*: 2401.07193.
- [19] G. Hu, Y. Kian, P. Li and Y. Zhao, Inverse moving source problems in electrodynamics, *Inverse Problems*, 35 (2019): 075001.
- [20] G. Hu, Y. Kian and Y. Zhao, Uniqueness to some inverse source problems for the wave equation in unbounded domains, *Acta Mathematicae Applicatae Sinica, English Series*, 36 (2020): 134-150.
- [21] G. Hu, Y. Liu and M. Yamamoto, Inverse moving source problem for fractional diffusion(-wave) equations: Determination of orbits, *Inverse Problems and Related Topics* ed J Cheng, S Lu and M Yamamoto (Singapore: Springer) pp. 81-100, 2020.
- [22] H. A. Jebawy, A. Elbadia and F. Triki, Inverse moving point source problem for the wave equation, *Inverse Problems*, 38 (2022): 125003.
- [23] X. Ji, X. Liu and B. Zhang, Phaseless inverse source scattering problem: phase retrieval, uniqueness and direct sampling methods, *J. Comput. Phys. X*, 1 (2019): 100003.
- [24] A. Kirsch, Characterization of the shape of a scattering obstacle using the spectral data of the far field operator, *Inverse Problems*, 14 (1998): 1489-1512.
- [25] A. Kirsch and N. Grinberg, *The Factorization Method for Inverse Problems*, Oxford University Press, Oxford, UK, 2008.
- [26] P. Li and G. Yuan, Increasing stability for the inverse source scattering problem with multi-frequencies, *Inverse Problems and Imaging*, 11 (2017): 745-759.
- [27] Y. Liu, Y. Guo, and J. Sun, A deterministic-statistical approach to reconstruct moving sources using sparse partial data, *Inverse Problems*, 37 (2021): 065005.
- [28] Y. Liu, G. Hu and M. Yamamoto, Inverse moving source problem for time-fractional evolution equations: determination of profiles, *Inverse Problems*, 37 (2021): 084001.
- [29] X. Liu, S. Meng and B. Zhang, Modified sampling method with near field measurements, *SIAM J. Appl. Math.*, 82 (2022): 244-266.
- [30] Y. Liu, Numerical schemes for reconstructing profiles of moving sources in (time-fractional) evolution equations, *RIMS Kokyuroku*, 2174 (2021): 73-87.

- [31] G. Ma, H. Guo and G. Hu, Imaging a moving point source from multi-frequency data measured at one and sparse observation points (part II): near-field case in 3D, *SIAM J. Imag. Sci.*, 17 (2024), 1377-1414.
- [32] E. Nakaguchi, H. Inui and K. Ohnaka. An algebraic reconstruction of a moving point source for a scalar wave equation, *Inverse Problems*, 28 (2012): 065018.
- [33] T. Ohe, H. Inui and K. Ohnaka, Real-time reconstruction of time-varying point sources in a three-dimensional scalar wave equation. *Inverse Problems*, 27 (2011): 115011.
- [34] O. Takashi, Real-time reconstruction of moving point/dipole wave sources from boundary measurements, *Inverse Probl. Sci. Eng.*, 28 (2020): 1057-1102.
- [35] S. Wang, M. Karamehmedovic and F. Triki, Localization of moving sources: uniqueness, stability and Bayesian inference, *SIAM Journal on Applied Mathematics*, 83 (2023): 1049-1073.
- [36] D. Zhang and Y. Guo, Fourier method for solving the multi-frequency inverse source problem for the Helmholtz equation, *Inverse Problems*, 31 (2015): 035007.