

Piece of CAKE: Adaptive Execution Engines via Microsecond-Scale Learning

Zijie Zhao

University of Pennsylvania
bytez@seas.upenn.edu

Ryan Marcus

University of Pennsylvania
rcmarcus@seas.upenn.edu

ABSTRACT

Low-level database operators often admit multiple physical implementations (“kernels”) that are semantically equivalent but have vastly different performance characteristics depending on the input data distribution. Existing database systems typically rely on static heuristics or worst-case optimal defaults to select these kernels, often missing significant performance opportunities. In this work, we propose CAKE (Counterfactual Adaptive Kernel Execution), a system that learns to select the optimal kernel for each data “morsel” using a microsecond-scale contextual multi-armed bandit. CAKE circumvents the high latency of traditional reinforcement learning by exploiting the cheapness of counterfactuals – selectively running multiple kernels to obtain full feedback – and compiling policies into low-latency regret trees. Experimentally, we show that CAKE can reduce end-to-end workload latency by up to 2× compared to state-of-the-art static heuristics.

PVLDB Reference Format:

Zijie Zhao and Ryan Marcus. Piece of CAKE: Adaptive Execution Engines via Microsecond-Scale Learning. PVLDB, 19(1): XXX-XXX, 2026. doi:XX.XX/XXX.XX

PVLDB Artifact Availability:

The source code, data, and/or other artifacts have been made available at <https://github.com/bytezzz/CAKE>.

1 INTRODUCTION

Low-level database operators often admit multiple physical implementations. For example, a sort operator may use either Quicksort or Heapsort to sort small batches of data. To choose among these alternatives, some DBMSes simply select a worst-case optimal default (e.g., PostgreSQL [2] always uses Quicksort for in-memory sorting), or rely on simple heuristics (e.g., DataFusion [3] switches between slice and bit iterators based on density).

Both strategies have clear drawbacks. Using a single implementation ignores the characteristics of the input data and therefore prevents the system from selecting the most appropriate algorithm for a given workload. Conversely, relying on simple heuristics requires manual tuning, potentially from both the developer and the end user on a per-dataset basis, and requires constant maintenance.

Following [24], we refer to these low-level implementations as *kernels*. Virtually every kernel can have multiple implementations,

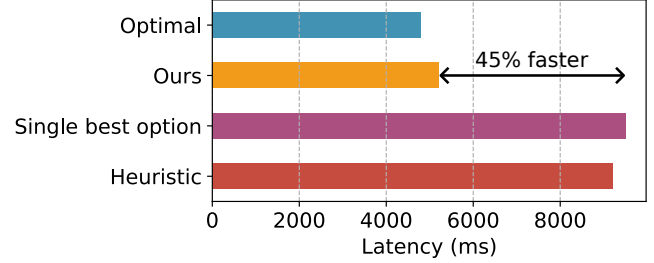


Figure 1: Latency of our IMDb workload using different kernel selection algorithms. Choosing the right kernels for each morsel can have a large performance impact. See Section 4.

each of which may be optimal for a specific type of input data. For example, some kernels may perform efficiently on nearly-sorted data, while others are better suited for sparse data. Since the optimal kernel depends on properties of the input data, the correct choice might vary for each *morsel* [36] of a query.

Choosing the correct kernel is essential for performance. Figure 1 illustrates the performance of different kernel selection methods on our IMDb workload (see Section 4 for details). Notably, the performance gap between choosing the single best static option and choosing the optimal kernel for each data morsel is nearly 2×.

This raises a critical question: how can we build DBMSes that select the correct kernel for each morsel without significantly increasing the burden on DBMS developers and without requiring users to manually tune systems for their own datasets? Ideally, developers should never have to design a heuristic, and DBMSes should function efficiently out-of-the-box.

We propose a new reinforcement learning (RL) technique, specifically a contextual multi-armed bandit technique (CMAB) [75] (slightly different from the standard setting, as we allow the model to pay an additional cost to observe the rewards of non-chosen arms), to automatically learn a mapping between morsels and optimal kernels in an online fashion. Our system, CAKE (Counterfactual Adaptive Kernel Execution), tackles this problem using a simple but powerful algorithm based on conditional sampling. Unlike prior work on learned query optimization (e.g., [41, 67, 78]), CAKE operates at operator granularity, making different decisions for each morsel of data in a query. In order to apply RL to a problem like kernel selection, we faced two key challenges.

Challenge 1: Overhead Most kernel invocations take dozens to hundreds of microseconds. That means an effective RL agent to select kernels has to operate at microsecond scale; every microsecond of inference time eats into the gains from good kernel selection. This rules out the vast majority of RL techniques, such as those using neural networks [18, 44, 58]. CAKE resolves this issue with a microsecond-scale contextual bandit that uses locality-weighted

This work is licensed under the Creative Commons BY-NC-ND 4.0 International License. Visit <https://creativecommons.org/licenses/by-nc-nd/4.0/> to view a copy of this license. For any use beyond those covered by this license, obtain permission by emailing info@vldb.org. Copyright is held by the owner/author(s). Publication rights licensed to the VLDB Endowment.

Proceedings of the VLDB Endowment, Vol. 19, No. 1 ISSN 2150-8097.
doi:XX.XX/XXX.XX

resampling to estimate per-kernel latency distributions and certify the optimal choice via empirical confidence tests.

Challenge 2: Exploration / Exploitation & Sample Efficiency

All RL techniques must balance exploring new strategies with exploiting existing knowledge [60]. A central challenge in reinforcement learning is the lack of counterfactuals: once an action is taken and a reward is observed, we never learn what reward would have resulted from a different choice. This is not the case in our scenario. Because a single query is composed of thousands of morsels and each kernel invocation typically completes within a few microseconds, counterfactual evaluations can often be obtained at low cost. For example, if two kernel implementations for an operator require 12 μ s and 6 μ s, respectively, executing both yields complete feedback at a total cost of only 18 μ s. Since end-to-end query execution times are on the order of milliseconds, selectively computing such counterfactuals introduces negligible overhead. While exploration is still needed, CAKE can strategically decide when to collect counterfactual data, allowing CAKE to be significantly more sample efficient than other approaches. CAKE is so sample efficient that CAKE can learn an effective kernel-selection strategy even *within the execution of just a few queries*.

We designed CAKE to be easily integrated into high-performance DBMSes. First, our developer interface (presented in Section 3.1) only requires a database engineer to define each kernel implementation and provide a feature extraction function. Second, since CAKE can potentially learn from each morsel processed by the system, CAKE’s decision models can converge quickly. While these decision models have only a few microseconds of inference latency (normally within 1 μ s), CAKE can almost completely eliminate this cost by compiling a converged model into a **regret tree**, a special type of decision tree that minimizes the regret of each split. CAKE is able to train this type of model because it collects counterfactual data. Regret trees are small (less than a cache line) structures with an inference path containing only a few branches, typically measuring less than 20 ns when cached.

Experimentally, we show that CAKE learns accurate kernel selection algorithms with low overhead, and can reduce end-to-end workload latency on real datasets by up to 2x. We additionally study CAKE’s hyperparameters sensitivity, sample efficiency, and regret tree optimizations.

This work makes the following contributions:

- We present CAKE’s *core algorithm*, designed to work at microsecond scale using empirical or approximated confidence intervals over empirical weighted samples, as well as a proof of the algorithm’s convergence.
- We show how learned models can be effectively compiled into efficient static *regret trees*.
- We provide an experimental evaluation of CAKE, showing that CAKE can reduce total and tail latency by a factor of up to 2x.

The rest of this paper is organized as follows. We present our system model in Section 2. We outline the implementation of CAKE, including a proof of CAKE’s convergence, in Section 3. We present experimental results in Section 4. Finally, we discuss related works in Section 5, and conclude in Section 6.

2 SYSTEM MODEL

In this section, we explain the key assumptions made by CAKE.

Morsel-driven parallelism We assume an execution engine based on morsel-driven parallelism [36]. Morsel-driven parallelism is a query execution framework designed for many-core architectures. A morsel-driven system divides input data into small, constant-sized fragments (e.g., 10,000 tuples for each morsel). Workers, which are pinned to hardware cores, grab a morsel from a queue and run that morsel through the entire pipeline. This execution strategy is cache and register friendly, and enables advanced features like elasticity.

Kernel selection Since each pipeline is composed of multiple operators, a morsel-driven database system must choose operator implementations for each operator. Following [24], we refer to these implementations as *kernels*. The optimal kernel for a particular operator depends on the data distribution of the morsel. For example, a kernel that is optimal on average can be suboptimal for a substantial fraction of morsels: a vectorized kernel may pay fixed setup costs that only amortize on heavy morsels, while a branchy scalar kernel may excel on light morsels but stall on heavy ones. Some DBMSes use a single kernel for each operator, while others employ simple heuristics for data-dependent kernel selection [6, 53]. Unfortunately, these simple heuristics have several drawbacks: (1) they must be manually engineered for each operator, and must be updated when new kernels are developed, and (2) they must be tuned per dataset for optimal performance. Instead of manually developing heuristics, we argue that **the execution engine should learn to select kernels at morsel granularity**, adapting the implementation to each morsel’s local characteristics to minimize end-to-end query time.

Requirements for learned kernel selection Learning to choose among semantically equivalent kernels is difficult because the selector must be cheaper and more reliable than the kernels it governs. First, many kernels complete in microsecond time, so *feature extraction and inference must remain at microsecond scale (ideally below 1 μ s)*, otherwise the predictor’s overhead dominates and eliminates any benefit. Second, *training overhead must be negligible*: the system cannot pause query processing for batch retraining, and must instead learn online under a tight CPU budget while continuing to execute morsels. Third, decision quality must be sufficient to *improve end-to-end latency*: the learned policy must be accurate in the regions where latency gaps are significant rather than merely achieving high aggregate classification accuracy – in other words, the model must be right where it matters.

Unfortunately, off-the-shelf RL algorithms fail to satisfy these requirements. For example, techniques using expensive deep neural networks to model the policy [66], value function [44], or both [25, 58], could certainly achieve high accuracy, but are far too heavyweight [61]. On the other hand, multi-armed bandit techniques [75] are lightweight enough [24, 54], but make too many assumptions about the relationship between features and rewards [38].

Opportunities We exploit two structural advantages to make learning practical in this setting. First, the system generates abundant data: a single query could be made up of thousands of morsels, meaning that a single query can generate thousands of training instances. This is in contrast to prior work applying ML to query

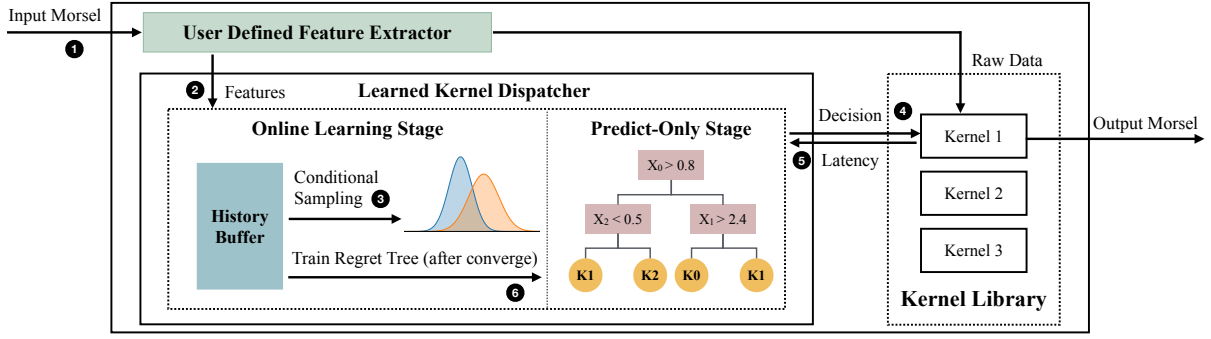


Figure 2: System Diagram

optimization, where feedback is sparse (one per query) [30, 41, 69]. Second, counterfactual feedback is inexpensive and often available: by occasionally running multiple candidate kernels on the same morsel, we can observe both the “right” and “wrong” outcomes (e.g., 1 ms vs. 2 ms) at a total cost comparable to their sum (e.g., 3 ms), enabling direct measurement of regret – something that most RL algorithms painstakingly approximate [60]. This contrasts sharply with the query optimization settings, where exploring a poor plan can incur minutes-to-hours of wasted time, making counterfactuals effectively unattainable. These two structural advantages also provide guidance for the direction of designing new algorithms.

2.1 Architecture

Our system, CAKE, can automatically learn which kernels to pick for which morsels. Database developers only need to surface the list of available kernels and compute some features. CAKE’s architecture is illustrated in the Figure 2, and described below.

Feature Extraction As an ① *Input Morsel* arrives, it is passed through a *User Defined Feature Extractor*. This user-defined component extracts a context vector (e.g., selectivity, length) representing the morsel’s data distribution, which is passed to the *Learned Kernel Dispatcher*. Developers are responsible for ensuring this feature extraction has trivial overhead – we show this is easily achievable with techniques such as sampling. If a heuristic already exists, developers can re-use the inputs to that heuristic as features.

Online Learning Stage Initially, the dispatcher operates in the *Online Learning Stage* shown on the left of Figure 2. It maintains a *History Buffer* containing past contexts and their observed latencies. Given the ② extracted features, using a carefully designed conditional sampling algorithm, ③ CAKE weighs this historical evidence to decide which kernel to run. It may choose to exploit the best-known kernel or explore by gathering counterfactual data (running alternative kernels). The learned kernel dispatcher will make the decision of which kernel(s) to execute, ④ then executes the kernel(s) on the input morsel. The resulting latency ⑤ is fed back into the History Buffer to refine future decisions.

Predict-Only Stage Once the learning model converges, CAKE transitions to the Predict-Only Stage, shown on the right of Figure 2. The complex probabilistic model is ⑥ compiled into a lightweight *regret tree*. This tree uses simple conditional checks on the input features to route the morsel to the optimal implementation (K1, K2,

etc.). This stage eliminates the computational overhead of learning entirely, ensuring negligible latency during steady-state execution.

Together, these stages enable CAKE to learn online when local evidence is scarce (online learning stage) and run at near-zero overhead once decisions stabilize (predict-only stage), enabling per-morsel kernel selection that improves end-to-end latency without changing the developer-facing execution interface.

3 CAKE

This section describes the details of CAKE. Section 3.1 describes the interface that CAKE gives to database developers, along with an example implementation. Section 3.2 describes the core online learning algorithm, along with a convergence proof and optimizations. Finally, Section 3.3 explains how CAKE “freezes” converged models into regret trees with nearly zero inference overhead.

3.1 Interface

Listing 1 shows a minimal interface to use CAKE. Listing 1 uses Python syntax for readability and conciseness; our prototype system is implemented in Rust. Users (DBMS developers) are required to provide a list of candidate kernel implementations $\mathcal{K} = \{k_1, \dots, k_m\}$, as well as a feature extraction function to extract feature $\mathbf{q} = \{q_1, \dots, q_n\}$ from the input morsel. Furthermore, to ensure robustness, users may optionally specify a fallback kernel and a timeout threshold. If the execution time of any kernel exceeds this threshold during the online learning stage, CAKE terminates the learning process and defaults to the fallback kernel for all subsequent executions. Our design goal is to impose no additional usage burden on users, allowing them to seamlessly transition from heuristic-based kernel selection to CAKE while transparently benefiting from the performance gains enabled by adaptive switching.

Example To implement a kernel that extracts certain rows of a morsel using a bitmap and copies the selected entries into an output buffer, developers have implemented two alternative copy strategies in the Arrow [1] Rust library (used by DataFusion [35]):

- (1) **Index Iterator**: Enumerate true-bit positions and gather corresponding elements into new contiguous buffers.
- (2) **Slice Iterator**: Collapse the boolean mask into contiguous true runs and, for each, bulk-copy those spans from the source into the output.

Intuitively, when the bitmap is dense and contains long runs of true values, the Slice Iterator is preferable because it reduces the number of expensive memcopy calls. In contrast, when the bitmap is sparse, the Index Iterator is more efficient, as it avoids the overhead of compacting bits. To apply CAKE to this problem, developers can define a feature extractor that computes the bitmap selectivity (i.e., the fraction of true bits) and provide both iterator implementations; CAKE then makes the selection dynamically based on runtime information.

The Arrow library contains a hand-crafted heuristic to select between the two based on the sparsity of the bitmap [3]. Unfortunately, this heuristic only considers the sparsity of the bitmap, and not the density of the runs. Therefore, the Slice Iterator could be selected for bitmaps like $[(110)_n]$ (the pattern 110 repeated n times), but not for bitmaps like $[0_n 1_k]$ when $k < n$. When using the same information as the heuristic, CAKE learns the relationship between sparsity and the optimal kernel on a per-dataset basis. We demonstrate experimentally that CAKE learns a significantly better heuristic in Section 4. CAKE could even be augmented with additional features, like the average run length in a sample, to learn an even more robust policy.

```
# Different kernel implementations
def kern_a(x: Morsel, alpha: float, beta: int)
    -> Morsel: pass

def kern_b(x: Morsel, alpha: float, beta: int)
    -> Morsel: pass

class Filter(AdaptiveKernel):
    KERNELS = [kern_a, kern_b]
    def extract_features(cls, x: Morsel):
        return [x.selectivity, x.length]

# Execute adaptive kernel selection
out = Filter.adaptive_execute(data, 0.1, 3)
```

Listing 1: Minimal interface, using Python syntax for readability and conciseness.

3.2 Core Learning Algorithm

Having established the developer interface and system architecture, we now turn to the decision-making logic that drives CAKE. The challenge lies in selecting the optimal kernel for each morsel under tight latency constraints. The following subsections detail our formal model, the learning algorithm, and the theoretical guarantees underpinning our approach.

3.2.1 Problem Definition. Formally, a query execution is decomposed into a sequence of morsels $\{u_t\}_{t=1}^T$. The developer provides a feature (context) extractor $x(\cdot)$, yielding a context vector $\mathbf{q}_u = x(u)$. Let \mathcal{K} denote the set of candidate kernel implementations. All kernels in \mathcal{K} are semantically equivalent (they produce the same logical result), but their runtimes may differ. For a context \mathbf{q} and kernel $k \in \mathcal{K}$, we model the runtime as a random variable $Y_k(\mathbf{q})$.

The system observes contexts sequentially, i.e., $\mathbf{q}_t = x(u_t)$ for $t = 1, \dots, T$. Before making the decision at time t , the policy observes a history dataset \mathcal{D} consisting of previously seen contexts, selected

kernels, and observed runtimes. At time t , the policy chooses a *nonempty* sequence of kernels $(k_{t,1}, k_{t,2}, \dots, k_{t,m_t})$ with $k_{t,j} \in \mathcal{K}$ and $m_t \geq 1$. The first kernel $k_{t,1}$ is executed to produce the morsel’s output and its runtime is observed. Any additional kernels $\{k_{t,j}\}_{j \geq 2}$ are optional counterfactual measurements: they incur additional runtime cost but provide only timing observations (no additional semantic benefit).

The time cost incurred at step t is

$$C_t = \sum_{j=1}^{m_t} Y_{k_{t,j}}(\mathbf{q}_t),$$

and the total cost of a policy π over the entire query is

$$C(\pi) = \sum_{t=1}^T C_t.$$

Our objective is to find a policy π that minimizes the expected total cost (i.e., an optimal policy):

$$\pi = \arg \min_{\pi} \mathbb{E}[C(\pi)] \quad \text{s.t.} \quad m_t \geq 1, \quad \forall t \in [T].$$

3.2.2 Learning through bootstrapping counterfactuals. The core algorithm of CAKE is given in Algorithm 1. This core algorithm uses locality-weighted evidence and a bootstrap-based test to decide when to exploit a single kernel and when to pay the extra cost to explore (i.e., execute counterfactuals). The underlying intuition is as follows: in the feature space, **historical observations that are closer to the current morsel’s features are more predictive of kernel selections for the current morsel**, and the decision of whether to explore depends on **whether the historical points provide a consistent assessment of the performance** at the current point. Therefore, if there are not enough samples in the history buffer relevant to the current morsel, we should explore. If the samples relevant to the morsel are ambiguous, we should explore. Otherwise, we exploit.

Next, we describe the algorithm precisely. For the current incoming morsel with context vector \mathbf{q} , we first identify the most relevant historical executions by assigning each record $(x_i, \mathbf{y}_i) \in \mathcal{D}$ a weight based on its attenuated (through an RBF kernel) distance to \mathbf{q} (line 1-2). Then, we normalize these weights to form a sampling distribution over past observations (line 3). We compute the effective sample size [32] N_{eff} , which summarizes how much independent local support the history provides around \mathbf{q} ; if N_{eff} is below a threshold N_{min} , the algorithm treats the neighborhood as under-supported and immediately explores (line 5). We next repeatedly draw bootstrap samples from the local distribution defined above to form multiple sample “jury” sets (line 7), and use the mean latencies for each kernel over these samples to approximate the per-kernel latency at the query point (line 9). To determine a consensus, we compute the empirical distribution of the pairwise kernel runtime differences (line 14) and make the final decision based on empirical confidence intervals (line 16-17). If we cannot identify the optimal kernel at the given confidence level, we perform an exploration step by executing all kernels on the current morsel, record the full latency vector, and append it to \mathcal{D} , thereby improving local coverage for future contexts (line 20-22).

This design ensures that CAKE seamlessly switches between performing low-overhead exploitation when the stored history

Algorithm 1: CAKE^{Bootstrap}

Input: Query feature vector \mathbf{q} ; historical dataset $\mathcal{D} = \{(\mathbf{x}_i, \mathbf{y}_i)\}_{i=1}^n$ where $\mathbf{y}_i = \{y_{i,k}\}_{k \in \mathcal{K}}$ are per-kernel latencies (smaller is better); significance level α ; bandwidth h ; minimum effective sample size N_{\min} ; bootstrap replicates B .

Output: Selected kernel k_{sel} .

```

1 for  $i \leftarrow 1$  to  $n$  do
2    $w_i \leftarrow \exp\left(-\frac{\|\mathbf{x}_i - \mathbf{q}\|_2^2}{h^2}\right)$ 
3    $\tilde{w}_i \leftarrow \frac{w_i}{\sum_{j=1}^n w_j}$  // discrete distribution  $P(i) = \tilde{w}_i$ 
4    $N_{\text{eff}} \leftarrow \frac{1}{\sum_{i=1}^n \tilde{w}_i^2}$  // effective sample size
5   if  $N_{\text{eff}} > N_{\min}$  then
6     // Bootstrap sample means under  $P(i) = \tilde{w}_i$ 
7     for  $b \leftarrow 1$  to  $B$  do
8       Sample counts  $\mathbf{c}^{(b)} \sim \text{Multinomial}(n, \tilde{\mathbf{w}})$ 
9       foreach  $k \in \mathcal{K}$  do
10         $\tilde{y}_k^{(b)} \leftarrow \frac{1}{n} \sum_{i=1}^n c_i^{(b)} y_{i,k}$  // sample mean
11       $k^* \leftarrow \arg \min_{k \in \mathcal{K}} \sum_{i=1}^n \tilde{w}_i y_{i,k}$ 
12       $\alpha_{\text{adj}} \leftarrow \alpha / \max(1, |\mathcal{K}| - 1)$  // Bonferroni Adjustment
13       $q_{\text{lo}} \leftarrow \alpha_{\text{adj}}/2$ , CONFIDENT  $\leftarrow$  true
14      foreach  $k \in \mathcal{K} \setminus \{k^*\}$  do
15         $\Delta^{(b)} \leftarrow \tilde{y}_k^{(b)} - \tilde{y}_{k^*}^{(b)}$  //  $b = 1, \dots, B$ 
16         $L \leftarrow \text{Quantile}(\{\Delta^{(b)}\}_{b=1}^B, q_{\text{lo}})$ 
17        if  $L \leq 0$  then
18          CONFIDENT  $\leftarrow$  false // CI overlaps 0 or favors  $k$ 
19      if CONFIDENT then
20        return  $k^*$  // exploit
21 EXPLORE:
22 Run all kernels on the current query to obtain  $\mathbf{y} = \{y_k\}_{k \in \mathcal{K}}$ 
23  $\mathcal{D} \leftarrow \mathcal{D} \cup \{(\mathbf{q}, \mathbf{y})\}$ 

```

is decisive, and performing targeted exploration when the local evidence is insufficient or statistically ambiguous.

Next, we give a sketch of the proof of CAKE^{bootstrap}'s convergence. For the full proof, see the online appendix [74].

THEOREM 1. Selection Consistency. *As the size of observed history n increases, the probability of CAKE selecting the suboptimal kernel for a query morsel \mathbf{q} approaches zero linearly assuming variance-bounded noise, and exponentially assuming sub-Gaussian noise.*

Proof Sketch. The core challenge to selecting kernels is understanding the relationship between an incoming morsel's features and prior observations (which are noisy). To estimate the latency of a kernel k at a specific query point \mathbf{q} , written $E[\mathbf{q}, k]$, CAKE uses a weighted average of the historical data \mathcal{D} , where weights decay with distance from \mathbf{q} (the RBF kernel). For brevity, we use a morsel \mathbf{a} to denote a morsel whose feature (context) vector is \mathbf{a} . Letting $\tilde{w}(\mathbf{a}, \mathbf{b})$ be the normalized weight distance from \mathbf{a} to \mathbf{b} , and letting

$f_k(\mathbf{a})$ be the true latency (without noise) of executing morsel \mathbf{a} with kernel k , CAKE computes:

$$E[\mathbf{q}, k] = \sum_{\mathbf{d} \in \mathcal{D}} \tilde{w}(\mathbf{q}, \mathbf{d}) \times L(\mathbf{d}, k) \quad (1)$$

where $L(\mathbf{d}, k)$ denotes the historically observed latency (with noise) of kernel k when processing morsel \mathbf{d} . Errors in this estimate come from two sources: **bias** from averaging the points nearby but not identical to \mathbf{q} , and **variance** from the noisy measurement of latency.

To prove Theorem 1, we need following assumptions:

- (1) Smoothness (Lipschitz): we assume $f_k(\mathbf{x})$ is smooth. If two morsels \mathbf{a} and \mathbf{b} are similar, we assume there is an L such that $|f_k(\mathbf{a}) - f_k(\mathbf{b})| \leq L\|\mathbf{a} - \mathbf{b}\|$.
- (2) Separation (Margin): we assume there is a unique best kernel, k^* , at a point \mathbf{x} that beats the second best by a margin of $\Delta > 0$. This is not necessarily true, but when two kernels are tied, we do not care which one CAKE picks.
- (3) Noise: we assume that execution time measurements have an error, but that the error has mean 0 and a bounded variance σ^2 .

Because we only need to identify the optimal kernel (i.e., CAKE should make the consistent selection as an oracle selector that relies on the true latency functions f), it suffices to show that the total estimation error in the estimated gap $E[\mathbf{q}, k] - E[\mathbf{q}, k^*]$ (i.e., the bias-plus-variance contributions from both k^* and k) is strictly smaller than the true margin $\Delta(\mathbf{q})$, so the gap retains the correct sign and the argmin is preserved. Next, we bound the bias and variance of CAKE's estimate.

Note that because CAKE estimates latency using a weighted average of neighboring morsels, the estimator incorporates samples whose contexts differ from \mathbf{q} , which introduces bias. Under our smoothness assumption, this bias is governed by the typical distance between the query and points drawn from the local distribution [74], formally $\mathbb{E}_{X \sim P_h(\cdot|\mathbf{q})} [\|\mathbf{X} - \mathbf{q}\|]$, where P_h is the local sampling distribution and h is the bandwidth. This matches the intuition that smoothing over too many far-away points increases the bias. We show in the online appendix [74] that $\mathbb{E}_{X \sim P_h(\cdot|\mathbf{q})} [\|\mathbf{X} - \mathbf{q}\|]$ converges to a constant proportional to h as n increases; consequently, the estimator's bias is $O(h)$. Intuitively, when we restrict attention to a sufficiently small neighborhood, the weighted average of nearby samples provides a good approximation at \mathbf{q} .

Unfortunately, even if we have data in a small neighborhood around \mathbf{q} , those measurements still have noise. We rely on the effective sample size, N_{eff} , which counts how many relevant history points we have found. Since we assumed a bounded variance of σ^2 , the variance of our weighted average is $\frac{\sigma^2}{N_{\text{eff}}(\mathbf{q})}$.

Finally, for CAKE to select the wrong kernel, the noise must be large enough to overcome the true margin Δ (minus the small geometric bias from neighbors not being exactly like \mathbf{q}).

$$P(\text{wrong choice}) \approx P(\varepsilon_{i,k} - \varepsilon_{i,k^*} > \Delta - \text{bias})$$

Using Chebyshev's inequality, we have

$$\text{Prob}(\text{wrong choice}) \leq \frac{4\sigma^2}{(\Delta - \text{bias})^2} \cdot \frac{1}{N_{\text{eff}}(\mathbf{q})}$$

Algorithm 2: CAKE^{CLT}

Input: Query feature vector \mathbf{q} ; historical dataset $\mathcal{D} = \{(\mathbf{x}_i, \mathbf{y}_i)\}_{i=1}^n$ where $\mathbf{y}_i = \{y_{i,k}\}_{k \in \mathcal{K}}$ are per-kernel latencies; significance level α ; bandwidth h ; minimum effective sample size N_{\min} .

Output: Selected kernel k_{sel} .

```

1 Compute  $\tilde{w}_i$  and  $N_{\text{eff}}$ , identical to algorithm 1 line 1-4
2 if  $N_{\text{eff}} > N_{\min}$  then
3   foreach  $k \in \mathcal{K}$  do
4      $\hat{\mu}_k \leftarrow \sum_{i=1}^n \tilde{w}_i y_{i,k}$ 
5      $\hat{\sigma}_k^2 \leftarrow \frac{1}{n} \left( \sum_{i=1}^n \tilde{w}_i y_{i,k}^2 - \hat{\mu}_k^2 \right)$  //  $\tilde{y}_k \approx \mathcal{N}(\hat{\mu}_k, \hat{\sigma}_k^2)$ 
6    $k^* \leftarrow \arg \min_{k \in \mathcal{K}} \hat{\mu}_k$ , CONFIDENT  $\leftarrow$  true
7    $\alpha_{\text{adj}} \leftarrow \alpha / \max(1, |\mathcal{K}| - 1)$  // Bonferroni Adjustment
8   foreach  $k \in \mathcal{K} \setminus \{k^*\}$  do
9      $z \leftarrow \frac{\hat{\mu}_k - \hat{\mu}_{k^*}}{\sqrt{\hat{\sigma}_k^2 + \hat{\sigma}_{k^*}^2}}$ 
10    if  $z \leq z_{1-\alpha_{\text{adj}}}$  then
11      CONFIDENT  $\leftarrow$  false // fail to reject  $\mu_{k^*} \geq \mu_k$ 
12  if CONFIDENT then
13    return  $k^*$  // exploit
14 EXPLORE: Same as algorithm 1 line 20-22

```

As the size of the history grows, N_{eff} grows linearly (rigorous proof in [74]), so the probability of CAKE picking an incorrect kernel decays as the history grows. In the appendix, we show that, by assuming sub-Gaussian noise, this convergence is exponential. \square

Optimization: CLT-based confidence bounds The previously described algorithm, CAKE^{Bootstrap}, explicitly approximates the local sampling distribution by drawing weighted bootstrap replicas and constructing empirical confidence bounds on mean-latency gaps. Unfortunately, that sampling procedure can be expensive (we demonstrate this experimentally in Section 4). Here, we propose an optimized algorithm, CAKE^{CLT}, which replaces the entire resampling stage with a closed-form normal approximation. For each kernel k , CAKE^{CLT} estimates the local mean latency by the same weighted mean $\hat{\mu}_k = \sum_i \tilde{w}_i y_{i,k}$, which in our case is exactly the point estimation method known as Nadaraya-Watson kernel regression [47]. But instead of generating bootstrap sample means $\{\tilde{y}_k^{(b)}\}_{b=1}^B$, CAKE^{CLT} estimates the variance of the (weighted) sample mean via a plug-in second-moment calculation:

$$\hat{\sigma}_k^2 = \frac{1}{n} \left(\sum_i \tilde{w}_i y_{i,k}^2 - \hat{\mu}_k^2 \right)$$

By the central limit theorem (CLT), we can treat the sample mean as approximately Gaussian, $\tilde{y}_k \approx \mathcal{N}(\hat{\mu}_k, \hat{\sigma}_k^2)$. The algorithm then selects the provisional winner $k^* = \arg \min_k \hat{\mu}_k$, and certifies it using a parametric z-test: for each competitor $k \neq k^*$, it forms a standardized gap $z = (\hat{\mu}_k - \hat{\mu}_{k^*}) / \sqrt{\hat{\sigma}_k^2 + \hat{\sigma}_{k^*}^2}$ and compares it against a Bonferroni-adjusted critical value $z_{1-\alpha_{\text{adj}}}$ to test whether k^* is significantly faster than k . If all pairwise tests pass, the algorithm

exploits by returning k^* ; otherwise it falls back to the same exploration step as CAKE^{Bootstrap}, executing all kernels on the current context and appending (\mathbf{q}, \mathbf{y}) to \mathcal{D} .

The practical difference is therefore computational and statistical: CAKE^{Bootstrap} is nonparametric and derives its decision from an empirical distribution induced by weighted resampling, whereas CAKE^{CLT} is parametric and replaces resampling with a Gaussian approximation and a single z-test per competitor (removing the bootstrap loop, but relying on the adequacy of the CLT approximation under the locality-weighted data). In practice, we rely on CAKE^{CLT} for decision making, since CAKE^{Bootstrap} requires extensive sampling from a discrete distribution, which would significantly increase inference latency. Surprisingly, in our experiments (Section 4), we found that CAKE^{CLT} often outperformed CAKE^{Bootstrap} on accuracy (not just inference speed). This could imply that the Gaussian approximation is actually a regularizing term, and that the behavior of kernels in the local neighborhood in feature space is, in fact, approximately Gaussian.

Integration with MDP CAKE integrates naturally with morsel-driven parallelism (MDP) [36]. Each worker thread maintains its own local experience buffer and makes kernel-selection decisions using only this local state, allowing morsels to be processed without any additional synchronization beyond the engine’s existing scheduling – thus, CAKE adds no synchronization on the critical path. After a query completes (or when the system is idle), the per-thread experience buffers are then synchronized. This merge occurs off the critical path and should amortize well in practice, as new records are generated primarily during exploration, which is infrequent once decisions stabilize (see Section 3.3, next).

3.3 Compiled regret trees

During early execution, some inference overhead can be justified for learning (feature extraction, model scoring, exploration logic) because it amortizes against large performance gaps and rapidly changing beliefs. However, once the policy has converged and the relevant feature space is well covered, repeatedly invoking the full inference procedure on every morsel becomes overkill: after convergence, CAKE’s kernel choice is effectively deterministic.

A tempting simplification is to “freeze” the policy by training a standard multi-class classifier that predicts the best kernel with high accuracy on historical data. However, this objective is misaligned with our goals. Accuracy treats all mistakes equally: confusing two kernels whose latencies differ by 0.1ms is penalized the same as confusing kernels that differ by 10ms. For kernel selection, what matters is not whether the predicted label is exactly correct, but how much extra time is incurred when it is wrong. The frozen policy should therefore prioritize correctness in regions where mistakes are expensive, and tolerate ambiguity where kernels are nearly tied.

We address this with *regret trees*, a cost-aware decision tree [12] trained to minimize empirical *regret* rather than misclassification rate. This approach is enabled by counterfactual measurements: for a subset of morsels: for each training morsel with feature vector \mathbf{x}_i and observed latencies $y_{i,k,k \in \mathcal{K}}$, define the per-arm regret

$$r_{i,k} = y_{i,k} - \min_{k' \in \mathcal{K}} y_{i,k'}$$

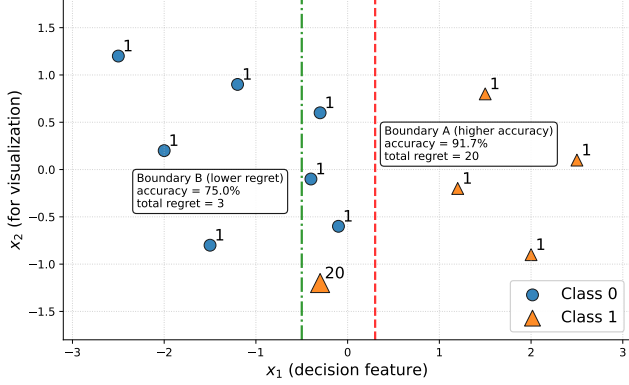


Figure 3: Minimizing regret vs maximizing accuracy. Each point is annotated with the penalty of misclassification.

which quantifies the time penalty of choosing kernel k instead of the best observed alternative. A regret tree learns a mapping $T : x \mapsto k$ by minimizing the total regret $\sum_i r_{i,T(x_i)}$. Concretely, for any node containing a subset S of training points, the optimal leaf action is the kernel with minimum cumulative regret on that subset, $k_S = \arg \min_k \sum_{i \in S} r_{i,k}$, and the node’s loss is

$$\mathcal{L}(S) = \min_k \sum_{i \in S} r_{i,k}$$

Splits are chosen to maximize regret reduction, i.e., to minimize $\mathcal{L}(S_{\text{left}}) + \mathcal{L}(S_{\text{right}})$, yielding partitions that are driven by *where the regret is large* rather than where the label boundary is sharp.

Example Figure 3 illustrates the difference between standard decision tree boundary selection and regret tree boundary selection. The number beside each point denotes the regret incurred when that point is misclassified. Although boundary A achieves higher classification accuracy, it misclassifies a point with a large performance gap between different kernels, leading to worse end-to-end performance. In contrast, boundary B has lower accuracy but incurs substantially smaller regret, resulting in better overall performance. This “compiled” policy has negligible runtime cost (a handful of comparisons and a direct jump to the selected kernel), while preserving the end-to-end objective.

When should a regret tree be built? Ideally, a regret tree should be built once the model has converged, and has nothing left to learn. Unfortunately, detecting model convergence is not trivial, although there are several practical techniques available today [4, 28, 50, 79]. Therefore, we leave finding the optimal convergence detection procedure to future work. We show experimentally in Section 4 that building a regret tree after the first dozen queries have been processed is often sufficient. Another potential solution is to monitor inference time. Developers can set an upper bound on inference duration, then construct a regret tree when the inference time approaches this limit or if no new points are identified as “explore” for an extended period.

4 EXPERIMENTS

To comprehensively understand the ability of CAKE to improve an existing execution engine, we conducted a series of experiments to answer the following research questions:

- Can CAKE improve the end-to-end query time (i.e., taking learning overhead into account)?
- What does the overhead of CAKE look like?
- How well does the CLT approximation work?
- How sensitive is CAKE to the hyperparameter values?
- How sample efficient is CAKE?
- Can the regret tree optimization reduce inference costs without compromising performance?

Next, we describe our experimental setup and prototype implementation of CAKE.

Database Integration & Tasks We build on arrow-rs [1], a widely used columnar data processing library, to implement CAKE. We integrate CAKE into three representative tasks (Table 1): filter iterator selection (slice-based iteration vs. point-based iteration), sorting algorithm selection (quicksort vs. heapsort), and nested predicate evaluation (partial vs. independent evaluation).

Baselines We compare CAKE with several baselines. First, we include the best single algorithm (“SingleBest”) for each task (i.e., the best kernel to pick if you could only pick one). Second, we include a clairvoyant, zero-latency kernel selector (“Oracle”), which was computed by enumerating all options beforehand (not an option in practice). Note that, because of variance, “Oracle” can be slightly outperformed if another technique experiences lucky variance. Third, we include human-authored baselines (“Heuristic”), which we tuned for our hardware platform. Fourth, we include a non-contextual multi-armed bandit (MAB) algorithm (UCB), identical to the implementation in Excalibur [24] (see Section 5). We also experimented with state-of-the-art RL algorithms (e.g., [58]); however, because their inference overhead exceeds kernel execution time, we were unable to achieve a reasonable result.

Hyperparameter Tuning We tuned the hyperparameters of CAKE and all baselines using Bayesian optimization via the Tree-structured Parzen Estimator [64] (TPE), using the Optuna [5] implementation with the objective of minimizing overall regret. This optimization is performed offline and introduces no runtime overhead.

Platform & Experimental Methodology All experiments are conducted on an AMD Ryzen 7 Pro 8700GE CPU and 128 GB of RAM. Unless otherwise noted, each experiment was repeated five times. For deterministic algorithms (Heuristic and SingleBest), we plot the median latency. For stochastic methods, we display the average latency with a bootstrapped 95% confidence interval.

Workload and Datasets We evaluate CAKE on three datasets:

- **IMDb:** Introduced in [37], this dataset contains metadata about films. Its non-uniform data distributions make it well-suited for evaluating CAKE under realistic, skewed workloads.
- **Stack:** A subset of the StackOverflow benchmark from Bao [41], containing questions and answers from StackExchange.
- **DSB:** The DSB dataset [20], which is a modification of TPC-DS [48] with complex data distributions to benchmark both learned and traditional database systems.

Since the original benchmark queries associated with each dataset do not all test our three tasks (Table 1), we used the technique from

Table 1: Tasks evaluated with CAKE

Tasks	Options	Comments
Filter Iterator Selection	Index Iterator	Enumerate true-bit positions and gather corresponding elements into new contiguous buffers. oracle for sparse predicates where per-index gathers beat range copies.
	Slice Iterator	Collapse the boolean mask into contiguous true runs and, for each, bulk-copy those spans from the source into the output. Best for dense masks with long true runs or when most rows are kept.
Sorting Algorithm Selection	Quicksort	Efficiency depends strongly on how the input data are distributed. Performs well when the data allow balanced partitions (e.g., random or well-shuffled inputs).
	Heapsort	Runtime is largely insensitive to the input data distribution, and thus does not benefit from favorable input distributions.
Nested Predicate Evaluation (NPE)	Parallel	Run both predicates to get two bitmaps, then intersect two bitmaps to get the final result. It performs well when many rows pass the inner predicate.
	Sequential	Compute the inner predicate, then check the other predicate only for valid rows to avoid scanning unselected data—good when the base selection is sparse or outer predicate is costly to evaluate.

SQLStorm [57] to generate representative queries with large language models (LLMs). For each dataset, we generated queries until we reached a set of 500 queries that each triggered at least one of the considered tasks. Our datasets and queries are available in the GitHub repository linked on page 1.

4.1 Performance Improvements

Here, we measure CAKE’s ability to improve the end-to-end performance of our workloads.

Reducing End-to-End Latency. Figure 4 shows the median (P50), P90, and total query latencies for our test workloads using different kernel selection algorithms. CDFs are shown in Figure 5.

On the **IMDb** dataset, CAKE yields the largest tail and total improvements and is close to the performance of the oracle overall. Comparing with the heuristic, CAKE cuts P90 from 44.20 ms to 21.77 ms (-50.7%). CAKE also reduces the worst-case query from 187.29 ms (Heuristic) to 53.59 ms (-71.4%), while remaining within 2.57% of oracle in total latency. On the **Stack** dataset, CAKE consistently improves median, tail, and total latency and closely tracks the oracle policy. CAKE reduces P90 from 144.61 ms to 103.18 ms (-28.7%). Relative to oracle, CAKE is within 5.27%/5.09%/4.35% on P50/P90/total. On the **DSB** dataset, CAKE mainly improves over SingleBest and UCB, and gives comparable results against Heuristic. Compared with UCB, CAKE reduces total latency by 20.3%. However, compared to Heuristic, CAKE slightly increases P50 from 17.81 to 19.99 ms and increases total latency by 4.95%. Nevertheless, CAKE is still only 10.3% above Oracle in total latency.

Overall, we observed significant improvements over SingleBest, providing strong evidence that *dynamically switching kernels can achieve better performance than using a fixed kernel with the overall-best performance*. Compared with the human-defined heuristics, CAKE still shows significant advantages on two datasets and achieves comparable performance on the remaining dataset, *without requiring developers to manually write or maintain a heuristic*.

CLT approximation In Section 3, we described CAKE’s bootstrap variant (CAKE^{bootstrap}), along with the optimized and approximate version (CAKE^{CLT}). Here, we assess how well the CLT optimization works. Table 2 illustrates the performance, accuracy, and overhead differences between CAKE^{bootstrap} and CAKE^{CLT}. While CAKE^{bootstrap} attains low total kernel execution time (9.26 ms), its bootstrap-based inference introduces a prohibitive 140.22 ms overhead cost per query (due to the cost of drawing each bootstrap sample). Replacing bootstrap sampling with the CLT approximation reduces the total inference overhead to 0.24 ms while slightly improving kernel execution to 8.12 ms, resulting in an 8.55 ms end-to-end latency. This is about a 2× speedup over UCB (16.98 ms) and the heuristic baseline (16.57 ms). We hypothesize two potential reasons for the better performance of CAKE^{CLT} compared to CAKE^{bootstrap}. First, CAKE^{CLT} forces the variance of each sample to be Gaussian (whereas CAKE^{bootstrap} would only converge to a Gaussian after many iterations), and thus acts as a form of regularization, reducing the variance of the model. Second, sampling from a multinomial distribution requires constructing and accessing additional data structures, which can interfere with prefetching mechanisms and degrade performance.

Regret tree Since CAKE can get many samples from a single query, CAKE’s models can converge quickly. Once CAKE’s models are converged, we can compile them into efficient regret trees with even lower inference time. To test this capability, we ran the IMDb workload in a loop. We refer to each loop of the workload as an epoch. Table 3 illustrates the impact of the regret tree compilation strategy on latency. Without compilation, inference latency increases until the history buffer reaches its maximum capacity during Epoch 2, stabilizing at 0.28 ms per query. In contrast, using the regret tree reduces inference time to 0.01 ms per query, accompanied by a slight decrease in kernel execution time (likely due to CAKE’s regret tree using fewer registers/cache). These results demonstrate that regret trees can significantly mitigate inference overhead without compromising, and potentially enhancing, overall performance.

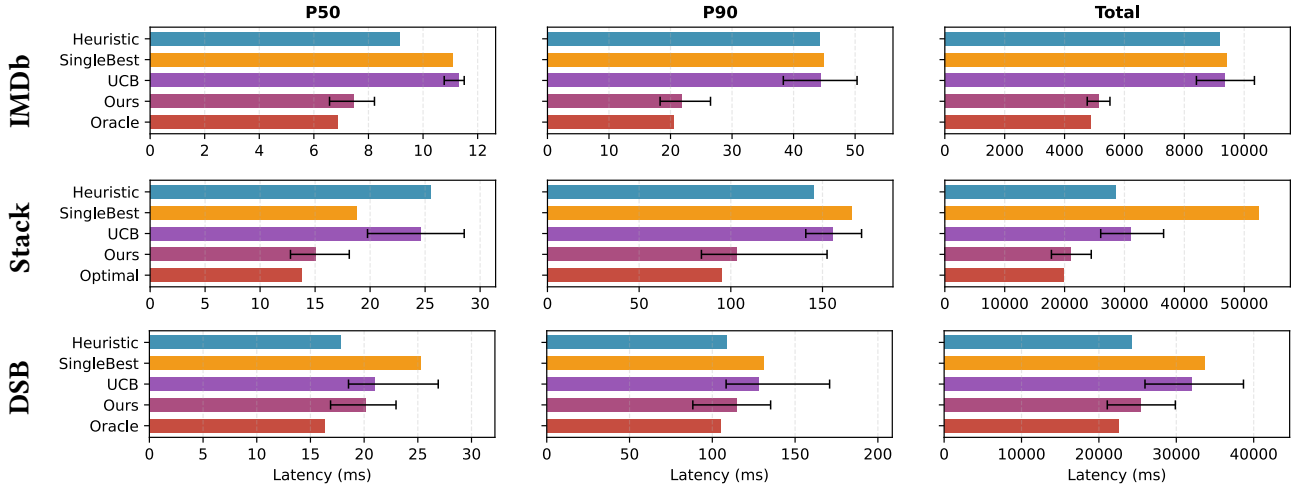


Figure 4: Latency comparison across datasets

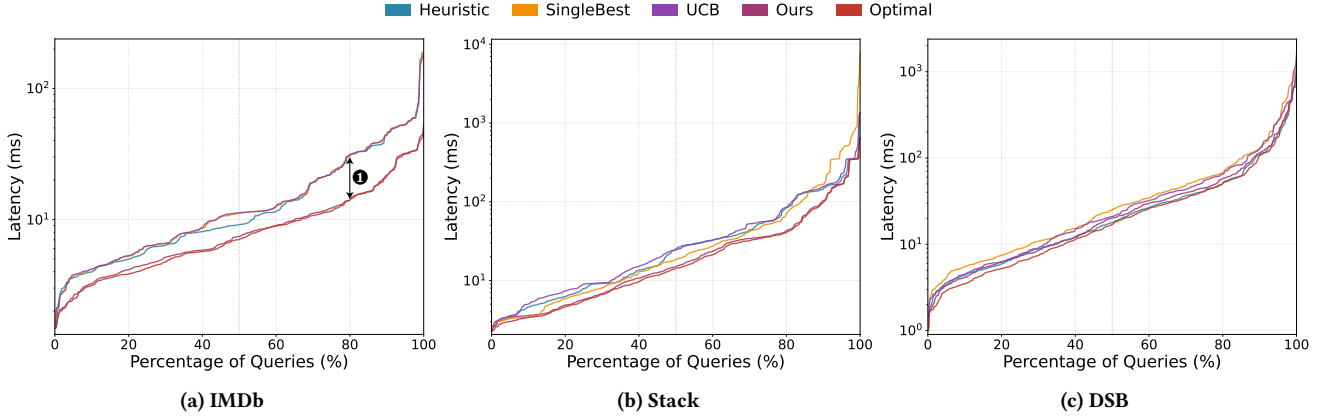


Figure 5: Cumulative Distribution Function (CDF) for query latencies. A gap between the curves indicates strictly better performance (at all quantiles) of the lower curve. ❶ shows the performance gain of our method over the heuristic baseline, achieving performance nearly indistinguishable from the optimal oracle at P80.

Table 2: Average latency (per query) breakdown for different learning algorithms on the IMDb dataset. The parenthesized values represent a 95% confidence interval.

	CAKE ^{bootstrap}	CAKE ^{CLT}	UCB	Heuristic
Counterfactual	0.12 (0.09, 0.15)	0.11 (0.08, 0.14)	0	0
Inference	140.22 (124.34, 157.30)	0.24 (0.22, 0.27)	0.04 (0.03, 0.04)	0.01
Kernel Execution	9.26 (8.58, 10.02)	8.12 (7.55, 8.76)	16.87 (15.04, 18.92)	16.56
End-to-End	149.68 (133.19, 167.37)	8.55 (7.95, 9.21)	16.98 (15.15, 19.04)	16.57

4.2 Quantified Overheads

The overhead incurred by CAKE during the online-learning stage is attributable to three components: feature extraction, conditional sampling (inference), and the generation of counterfactuals. After CAKE transitions to the predict-only phase (the regret tree), the only residual overhead stems from feature extraction.

Table 4 presents a breakdown of the end-to-end latency incurred by CAKE during the online learning stage. Across all three datasets, the total overhead accounts for only 5% of the end-to-end latency. In contrast to the substantial performance gains achieved by the optimized kernels, this trade-off yields a clearly beneficial improvement (see Figure 4). Moreover, the relatively small counterfactual overhead demonstrates that generating only a small number of

Table 3: Average latency (per query) breakdown with and without compilation on the IMDB dataset. The parenthesized values represent a 95% confidence interval.

	Without Compilation				With Compilation (Regret Tree)			
	Counterfactual	Inference	Kernel	End-to-End	Counterfactual	Inference	Kernel	End-to-End
Epoch 1	0.11 (0.08, 0.14)	0.22 (0.21, 0.25)	8.05 (7.48, 8.69)	8.37 (7.86, 9.11)	0.11 (0.08, 0.14)	0.22 (0.20, 0.24)	8.07 (7.49, 8.71)	8.4 (7.87, 9.14)
Epoch 2	0.01 (0.00, 0.01)	0.28 (0.26, 0.31)	8.11 (7.53, 8.76)	8.42 (7.86, 9.15)	-	0.01 (0.01, 0.04)	7.94 (7.37, 8.57)	7.95 (7.45, 8.68)
Epoch 3	0.00 (0.00, 0.00)	0.29 (0.27, 0.32)	8.11 (7.53, 8.76)	8.53 (7.87, 9.15)	-	0.01 (0.01, 0.01)	7.94 (7.37, 8.57)	7.95 (7.44, 8.66)
Epoch 4	0.00 (0.00, 0.00)	0.29 (0.27, 0.32)	8.12 (7.53, 8.76)	8.53 (7.87, 9.16)	-	0.01 (0.01, 0.01)	7.94 (7.37, 8.58)	7.95 (7.44, 8.67)
Epoch 5	0.00 (0.00, 0.00)	0.29 (0.27, 0.32)	8.11 (7.52, 8.75)	8.53 (7.86, 9.15)	-	0.01 (0.01, 0.01)	7.94 (7.37, 8.58)	7.95 (7.45, 8.67)

Table 4: Average latency (per query) breakdown. For each dataset, CAKE spends around 95% of the time executing kernels. Counterfactual execution and model-related overhead is around 5% (without regret tree compilation).

	Model Related	Kernel Execution	Counterfactual
IMDb	3.76% (0.32 ms/q)	95.00% (8.12 ms/q)	1.24% (0.11 ms/q)
Stack	4.93% (1.05 ms/q)	94.23% (20.09 ms/q)	0.84% (0.18 ms/q)
DSB	5.45% (1.76 ms/q)	94.12% (30.48 ms/q)	0.42% (0.14 ms/q)

counterfactuals is sufficient to improve model performance, thereby validating the underlying assumption of our algorithm.

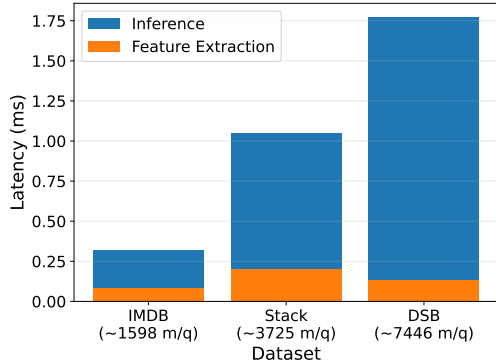


Figure 6: Per-query model related overhead, broken down by inference and feature extraction time. The number of morsels per query (m/q) is listed under each workload name. Datasets with more morsels per query have higher overhead, since CAKE is invoked more times. Model inference represents the bulk of the model-related overhead.

Figure 6 presents a breakdown of the average model-related overhead for each dataset. Two observations can be drawn from the results. First, the overall overhead of CAKE is negligible on a per-query basis. For the IMDb data set, the model is invoked to process an average of 1,598 morsels per query, yet the incurred overhead amounts to only 0.28 ms per query. This corresponds to an average model-related latency of 175 ns per morsel, which has a minimal impact on the end-to-end latency. Secondly, the inference time per query grows almost linearly with the number of morsels per query, rather than quadratically. A naive worst-case analysis might suggest a quadratic time complexity: inference time scales linearly with the amount of data retained in the history buffer, and, under

the assumption of a constant sampling rate p , one would obtain a complexity of $O(p \cdot n \cdot n) = O(n^2)$ where n denotes the number of morsels to process. However, our empirical results show that the number of counterfactuals actually generated is very small, as exactly the pattern reported in Figure 4. Consequently, the observed inference overhead behaves much closer to $O(n)$ in practice.

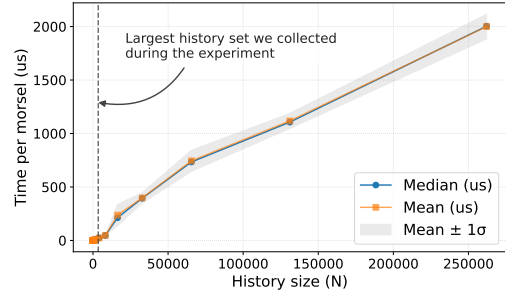


Figure 7: Inference overhead growth with increasing history size. If the history buffer grows unbounded, inference latency will increase. The vertical line represents the largest history buffer observed in our experiments.

In Figure 7, we analyze how CAKE’s inference time scales with the size of the history buffer. As the amount of data stored in the history buffer increases, the time required for a single conditional-sampling operation grows linearly. Nevertheless, for a reasonably sized history buffer, the inference latency remains low. Thus, CAKE is particularly well-suited for time-constrained scenarios, especially in contrast to the typical millisecond-level inference latency of other popular RL algorithms [61]. Maintaining a bounded history buffer is common in other applications of RL to database systems as well [41].

4.3 Sample Efficiency

To assess sample efficiency, we measure regret while limiting CAKE’s learning to an initial budget of n queries, then immediately construct the regret tree, reporting the resulting regret incurred over the complete dataset. The results are plotted in Figure 8. The total regret across the entire dataset drops sharply between the fifth and sixth queries, after which it remains largely stable. When CAKE learns from only six queries, it processes approximately 8,000-10,000 morsels during this window. Thus, CAKE does not suffer from the same sample efficiency issues that are endemic in other RL-based database optimization techniques (e.g., [42]).

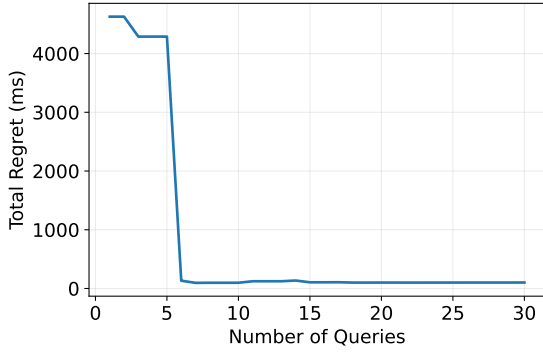


Figure 8: Regret incurred over the complete IMDb dataset when we constrain the learning within first n queries

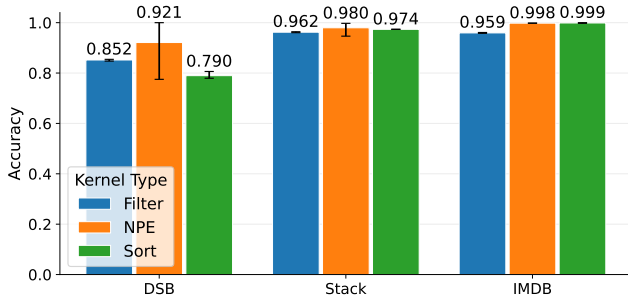


Figure 9: Accuracy of CAKE for different kernels

4.4 Kernel Analysis

To understand where CAKE’s end-to-end gains originate, we examine decision quality at the granularity of individual kernel selections for the three tasks in Table 1. Figure 9 summarizes kernel-selection accuracy (compared to the Oracle, which has 100% accuracy) across datasets during the initial run. On IMDb, CAKE reaches 95.9% accuracy for filter selection, and is nearly perfect for NPE and sort selection (99.8% and 99.9%). On Stack, accuracies are similarly high (96.2%/98.0%/97.4% for filter/NPE/sort). DSB is more challenging: while NPE remains accurate (92.1%), filter and sort selection accuracy drop to 85.2% and 79.0%, respectively, aligning with the smaller end-to-end gains observed on DSB relative to the hand-coded heuristic. This may be attributable to the fact that DSB is designed to be adversarial to learned models [20].

Table 5 further characterizes the error distribution. For NPE, mispredictions are rare: only 85 Parallel morsels are classified as Sequential and 446 Sequential morsels are classified as Parallel out of 120,553 decisions. For filter selection, errors are asymmetric: Slice is misclassified as Index 57,322 times, whereas the reverse error occurs 9,957 times; this coincides with strong class imbalance, as Index is optimal for 589,414 instances compared to 149,577 for Slice. For sorting, the Heap case is infrequent (2,574 of 43,898 instances), and most errors correspond to confusion between these rare Heap instances and the dominant QuickSort cases.

Finally, we note that while accuracy provides a convenient, task-agnostic summary, it is not CAKE’s optimization goal: CAKE targets correctness in parts of the feature space where the regret is high, rather than treating all misclassifications equally.

4.5 Hyperparameters

We empirically evaluated the sensitivity of CAKE to various hyperparameters. Table 6 presents the average query latency obtained by optimizing hyperparameters under different objectives. Besides the two deterministic baselines (Heuristic and SingleBest), we report the performance of CAKE under two hyperparameter optimization schemes: (1) *BO for each*, which tunes hyperparameters independently per dataset, and (2) *BO for all*, which performs a single joint optimization across IMDb, Stack, and DSB. We observed that optimizing hyperparameters jointly across all datasets yields performance comparable to that on individual datasets, indicating that tuning the hyperparameters of CAKE per dataset provides little benefit (i.e., the same hyperparameters can be used across datasets).

We next evaluate sensitivity by sweeping individual hyperparameters around their tuned values while holding others fixed. Figure 10 reports total regret under representative sweeps for three key hyperparameters (alpha, bandwidth, and n_{\min}). Across these local ranges, CAKE’s regret curve remains largely flat, with no sharp degradation, indicating that CAKE does not rely on narrowly tuned hyperparameters to obtain good decisions. In contrast, both deterministic baselines incur consistently high regret because they do not adapt their kernel choices to the dataset at hand.

Overall, these results suggest that CAKE’s gains are stable under reasonable hyperparameter variation, and that a single jointly optimized configuration transfers well across workloads.

5 RELATED WORK

While CAKE focuses on adapting to different datasets, there is also work seeking to make execution engines adaptive to changes in hardware. To the best of our knowledge, the most similar work is Excalibur [24] (which built upon micro-adaptivity in Vectorwise [54]), in which the authors search a wide range of compilation options for kernels written in VOILA [23] using two alternative strategies: one that generates candidate variants via heuristics and another that first performs monte carlo tree search to produce variants, and then selecting among the resulting variants using a multi-armed bandit. We compare against Excalibur’s multi-armed bandit algorithm in Section 4, but the context-dependent nature of CAKE’s problem makes a direct comparison impossible. In HAWK [13], the authors propose generating many variants of machine code for the same input kernel, and then learn which variant performs best on the user’s hardware. In [11], the authors propose an MLIR and compilation-based approach. All of these approaches focus on compiling the same logical kernel implementation into different machine code, whereas CAKE focuses on choosing between different logical kernel implementations. The key difference is that CAKE’s decisions require context, whereas hardware-based optimization decisions do not (since the hardware does not change query-to-query).

Adaptive query processing (e.g., [7, 29, 62, 63, 68, 72]) is also relevant, but tends to focus on fixing structural issues with a query plan (e.g., a bad join order) rather than low-level kernel implementations. Query reoptimization [8, 19, 40, 52] similarly seeks to repair structural plan issues by reoptimizing plans mid-execution.

The most widespread use of RL for database internals is likely RL for query optimization (e.g., [9, 17, 30, 39, 41, 42, 45, 65, 67, 69, 70, 76–78]). Since most learned query optimizers focus on join ordering,

Table 5: Confusion matrices for each task on the IMDb dataset.

(a) Query Plan				(b) Filter				(c) Sort			
<div>Pred Actual</div>	Para.	Seq.	Total	<div>Pred Actual</div>	Slice	Index	Total	<div>Pred Actual</div>	Quick	Heap	Total
Para.	30,187	85	30,272	Slice	92,255	57,322	149,577	Quick	39,350	1,974	41,324
Seq.	446	89,835	90,281	Index	9,957	579,457	589,414	Heap	1,716	858	2,574
Total	30,633	89,920	120,553	Total	102,212	636,779	738,991	Total	41,066	2,832	43,898

Table 6: Average query latency under different levels of hyperparameter optimization. Parenthesized values represent 95% confidence intervals. Tuning a single set of hyperparameters for all datasets (“BO for all”) has similar performance as tuning individual hyperparameters for each dataset (“BO for each”).

	IMDb	Stack	DSB
Heuristic	16.64 ms	36.22 ms	30.31 ms
SingleBest	17.15 ms	84.36 ms	49.22 ms
BO for all	8.47 ms (7.86, 9.13)	21.51 ms (17.97, 25.95)	29.85 ms (24.18, 36.27)
BO for each	8.56 ms (7.55, 9.22)	21.32 ms (17.80, 25.76)	32.38 ms (26.38, 39.18)

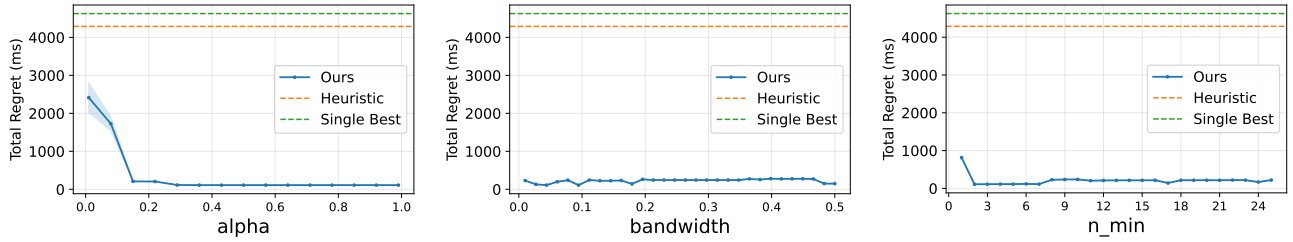


Figure 10: Hyperparameter sensitivity

operator selection, and access path selection, CAKE is mostly orthogonal to these works. Learned query optimizers tend to make all their decisions before each query begins executing, whereas CAKE actively learns within each query. CAKE has two key properties that make it easier to use than most learned query optimizers: (1) CAKE cannot make exceptionally catastrophic decisions, as the difference between the best kernel and the worst kernel is usually a handful of microseconds (whereas the best join order and the worst join order could represent multiple days of computation [37]), and (2) CAKE gets training data much more quickly than learned query optimizers (i.e., learned query optimizers get one sample per *query*, whereas CAKE gets one sample per *morsel*), compensating for sample efficiency issues. We leave investigating combining learned query optimizers and CAKE to future work.

There is a large amount of work around building adaptive systems. MLOS [34] provides tools for developers to easily benchmark and search the configuration spaces of their programs, but focuses on compile-time tuning (similar to profile-guided optimization [16]). SmartChoices [15], like CAKE, also allows developers to easily integrate ML-powered decision-making into their applications, but targets latencies in the 10-100 millisecond range, using deep learning and network-attached inference and history buffers.

CAKE follows a general theme of building self-tuning and adaptive systems called “machine programming” [22]. In the context of

data management, similar work has been performed for index structures [33], cardinality estimation [31], query scheduling [55, 71] and workload management [43, 56, 59], entity matching [46], and transaction scheduling [51].

6 CONCLUSION

This work presented CAKE, a technique for building adaptive query execution engines using sub-millisecond reinforcement learning techniques. Unlike prior applications of reinforcement learning to database systems, CAKE learns *within* a query, potentially collecting thousands of samples from one execution. Experimentally, we demonstrated that CAKE can learn near-optimal policies quickly, dropping tail latency by as much as 2x in our benchmarks. In the future, we plan to investigate how CAKE can be applied to other elements of the DBMS, such as adaptive query planning [7, 68], sideways information passing [10, 14, 73], cracking kernels [26], and data layouts [21, 27, 49].

ACKNOWLEDGMENTS

This work was supported by a gift from Merly AI and the Google ML and Systems Junior Faculty Award.

REFERENCES

- [1] [n.d.]. Apache Arrow. <https://arrow.apache.org/>
- [2] 2024. PostgreSQL database, <http://www.postgresql.org/>. <http://www.postgresql.org/>
- [3] 2026. Arrow filter logic. <https://github.com/apache/arrow-rs/blob/5695bb33746735dde01b80ee9e7e6bccbd7bdd4/arrow-select/src/filter.rs#L356>
- [4] Rishabh Agarwal, Max Schwarzer, Pablo Samuel Castro, Aaron Courville, and Marc G Bellemare. 2021. Deep Reinforcement Learning at the Edge of the Statistical Precipice (*NeurIPS '21*). Online.
- [5] Takuya Akiba, Shotaro Sano, Toshihiko Yanase, Takeru Ohta, and Masanori Koyama. 2019. Optuna: A Next-generation Hyperparameter Optimization Framework. In *Proceedings of the 25th ACM SIGKDD International Conference on Knowledge Discovery & Data Mining (KDD '19)*. Association for Computing Machinery, New York, NY, USA, 2623–2631. <https://doi.org/10.1145/3292500.3330701>
- [6] Apache. [n.d.]. arrow::compute - Rust. <https://docs.rs/arrow/latest/arrow/compute/index.html>
- [7] Ron Avnur and Joseph M. Hellerstein. 2000. Eddies: Continuously Adaptive Query Processing. In *Proceedings of the 2000 ACM SIGMOD International Conference on Management of Data (SIGMOD '00)*. ACM, New York, NY, USA, 261–272. <https://doi.org/10.1145/342009.335420> event-place: Dallas, Texas, USA.
- [8] Shivnath Babu, Pedro Bizarro, and David DeWitt. 2005. Proactive re-optimization with Rio. In *Proceedings of the 2005 ACM SIGMOD international conference on Management of data (SIGMOD '05)*. Association for Computing Machinery, New York, NY, USA, 936–938. <https://doi.org/10.1145/1066157.1066294>
- [9] Henriette Behr, Volker Markl, and Zoi Kaoudi. 2023. Learn What Really Matters: A Learning-to-Rank Approach for ML-based Query Optimization. In *Database Systems for Business, Technology, and the Web 2023 (BTW '23)*, Birgitta König-Ries, Stefanie Scherzinger, Wolfgang Lehner, and Gottfried Vossen (Eds.). Gesellschaft für Informatik e.V. <https://doi.org/10.18420/BTW2023-25>
- [10] Altan Birlir, Alfons Kemper, and Thomas Neumann. 2024. Robust Join Processing with Diamond Hardened Joins. *Proc. VLDB Endow.* 17, 11 (July 2024), 3215–3228. <https://doi.org/10.14778/3681954.3681995>
- [11] Paul Blockhaus, Gabriel Campero Durand, David Briones, and Gunter Saake. 2023. Towards a Future of Fully Self-Optimizing Query Engines. In *34th GI-Workshop on Foundations of Databases (GI '23)*. CEUR Workshop Proceedings, Hirsau, Germany.
- [12] Leo Breiman, Jerome Friedman, Richard Olshen, and Charles Stone. 1998. *Classification and regression trees*. Chapman & Hall, Boca Raton.
- [13] Sebastian Breß, Bastian Köcher, Henning Funke, Steffen Zeuch, Tilmann Rabl, and Volker Markl. 2018. Generating custom code for efficient query execution on heterogeneous processors. *The VLDB Journal* 27, 6 (Dec. 2018), 797–822. <https://doi.org/10.1007/s00778-018-0512-y>
- [14] Daniela Böhm, Georg Gottlob, Matthias Lanzinger, Davide Longo, Cem Okumus, Reinhard Pichler, and Alexander Selzer. 2025. Selective Use of Yannakakis' Algorithm to Improve Query Performance: Machine Learning to the Rescue. <https://doi.org/10.48550/arXiv.2502.20233> arXiv:2502.20233 [cs].
- [15] Victor Carbune, Thierry Coppey, Alexander Daryin, Thomas Deselaers, Nikhil Sarda, and Jay Yagnik. 2019. SmartChoices: Hybridizing Programming and Machine Learning. <https://doi.org/10.48550/arXiv.1810.00619> arXiv:1810.00619 [cs].
- [16] Pohua P. Chang, Scott A. Mahlke, and Wen-Mei W. Hwu. 1991. Using profile information to assist classic code optimizations. *Software: Practice and Experience* 21, 12 (1991), 1301–1321. https://doi.org/10.1002/spe.4380211204_eprint <https://onlinelibrary.wiley.com/doi/pdf/10.1002/spe.4380211204>
- [17] Xu Chen, Haitian Chen, Zibo Liang, Shuncheng Liu, Jinghong Wang, Kai Zeng, Han Su, and Kai Zheng. 2023. LEON: A New Framework for ML-Aided Query Optimization. *Proc. VLDB Endow.* 16, 9 (May 2023), 2261–2273. <https://doi.org/10.14778/3598581.3598597>
- [18] Mark Collier and Hector Urdiales Llorens. 2018. Deep Contextual Multi-armed Bandits. *arXiv:1807.09809 [cs, stat]* (July 2018). <http://arxiv.org/abs/1807.09809>
- [19] Guilherme Damasio, Vincent Corvinnelli, Parke Godfrey, Piotr Mierzejewski, Alex Mihaylov, Jaroslaw Slichta, and Calisto Zuzarte. 2019. Guided automated learning for query workload re-optimization. *Proceedings of the VLDB Endowment* 12, 12 (Aug. 2019), 2010–2021. <https://doi.org/10.14778/3352063.3352120>
- [20] Bailu Ding, Surajit Chaudhuri, Johannes Gehrke, and Vivek Narasayya. 2021. DSB: a decision support benchmark for workload-driven and traditional database systems. *Proceedings of the VLDB Endowment* 14, 13 (Sept. 2021), 3376–3388. <https://doi.org/10.14778/3484224.3484234>
- [21] Jialin Ding, Vikram Nathan, Mohammad Alizadeh, and Tim Kraska. 2020. Tsunami: a learned multi-dimensional index for correlated data and skewed workloads. *Proceedings of the VLDB Endowment* 14, 2 (Oct. 2020), 74–86. <https://doi.org/10.14778/3425879.3425880>
- [22] Justin Gottschlich, Armando Solar-Lezama, Nesime Tatbul, Michael Carbin, Martin Rinard, Regina Barzilay, Saman Amarasinghe, Joshua B. Tenenbaum, and Tim Mattson. 2018. The three pillars of machine programming. In *Proceedings of the 2nd ACM SIGPLAN International Workshop on Machine Learning and Programming Languages (MAPL 2018)*. Association for Computing Machinery, Philadelphia, PA, USA, 69–80. <https://doi.org/10.1145/3211346.3211355>
- [23] Tim Gubner and Peter Boncz. 2021. Charting the design space of query execution using VOILA. *Proc. VLDB Endow.* 14, 6 (Feb. 2021), 1067–1079. <https://doi.org/10.14778/3447689.3447709>
- [24] Tim Gubner and Peter Boncz. 2022. Excalibur: A Virtual Machine for Adaptive Fine-grained JIT-Compiled Query Execution based on VOILA. *Proceedings of the VLDB Endowment* 16, 4 (Dec. 2022), 829–841. <https://doi.org/10.14778/3574245.3574266>
- [25] Runsheng Benson Guo and Khuzaima Daudjee. 2020. Research challenges in deep reinforcement learning-based join query optimization. In *Proceedings of the Third International Workshop on Exploiting Artificial Intelligence Techniques for Data Management (aiDM '20)*. Association for Computing Machinery, Portland, Oregon, 1–6. <https://doi.org/10.1145/3401071.3401657>
- [26] Stratos Idreos, Martin L. Kersten, and Stefan Manegold. 2007. Database Cracking (*CIDR '07*). Asilomar, California.
- [27] M. Ivanova, M. L. Kersten, and N. Nes. 2008. Adaptive Segmentation for Scientific Databases. In *Proceedings of the 24th International Conference on Data Engineering (ICDE '08)*. 1412–1414. <https://doi.org/10.1109/ICDE.2008.4497573>
- [28] Scott M Jordan, Yash Chandak, Daniel Cohen, Mengxue Zhang, and Philip S Thomas. 2020. Evaluating the Performance of Reinforcement Learning Algorithms. In *Proceedings of the 37th International Conference on Machine Learning (ICML '20)*. Vienna, Austria.
- [29] Tomer Kaftan, Magdalena Balazinska, Alvin Cheung, and Johannes Gehrke. 2018. Cuttlefish: A Lightweight Primitive for Adaptive Query Processing. *arXiv preprint* (Feb. 2018). <https://arxiv.org/abs/1802.09180>
- [30] Amin Kamali, Verena Kantere, Calisto Zuzarte, and Vincent Corvinnelli. 2024. Roq: Robust Query Optimization Based on a Risk-aware Learned Cost Model. (2024). <https://doi.org/10.48550/ARXIV.2401.15210>
- [31] Andreas Kipf, Thomas Kipf, Bernhard Radke, Viktor Leis, Peter Boncz, and Alfons Kemper. 2019. Learned Cardinalities: Estimating Correlated Joins with Deep Learning. In *9th Biennial Conference on Innovative Data Systems Research (CIDR '19)*. <http://arxiv.org/abs/1809.00677>
- [32] Leslie Kish. 1965. *Survey Sampling*. John Wiley & Sons, Inc., New York.
- [33] Tim Kraska, Alex Beutel, Ed H. Chi, Jeffrey Dean, and Neoklis Polyzotis. 2018. The Case for Learned Index Structures. In *Proceedings of the 2018 International Conference on Management of Data (SIGMOD '18)*. ACM, New York, NY, USA. <https://doi.org/10.1145/3183713.3196909>
- [34] Brian Kroth, Sergiy Matushevych, Rana Aloaiti, Yiwen Zhu, Anja Gruenheid, and Yuan Tian. 2024. MLOS in Action: Bridging the Gap Between Experimentation and Auto-Tuning in the Cloud. *Proc. VLDB Endow.* 17, 12 (Aug. 2024), 4269–4272. <https://doi.org/10.14778/3685800.3685852>
- [35] Andrew Lamb, Yijie Shen, Daniel Heres, Jayjeet Chakraborty, Mehmet Ozan Kabak, Liang-Chi Hsieh, and Chao Sun. 2024. Apache Arrow DataFusion: A Fast, Embeddable, Modular Analytic Query Engine. In *Companion of the 2024 International Conference on Management of Data (SIGMOD '24)*. Association for Computing Machinery, New York, NY, USA, 5–17. <https://doi.org/10.1145/3626246.3653368>
- [36] Viktor Leis, Peter Boncz, Alfons Kemper, and Thomas Neumann. 2014. Morsel-driven parallelism: a NUMA-aware query evaluation framework for the many-core age. In *Proceedings of the 2014 ACM SIGMOD International Conference on Management of Data (SIGMOD '14)*. ACM, Snowbird Utah USA, 743–754. <https://doi.org/10.1145/2588555.2610507>
- [37] Viktor Leis, Andrey Gubichev, Atanas Mirchev, Peter Boncz, Alfons Kemper, and Thomas Neumann. 2015. How Good Are Query Optimizers, Really? *PVLDB* 9, 3 (2015), 204–215. <https://doi.org/10.14778/2850583.2850594>
- [38] Lihong Li, Wei Chu, John Langford, and Robert E. Schapire. 2010. A Contextual-Bandit Approach to Personalized News Article Recommendation. In *Proceedings of the 19th international conference on World wide web*. 661–670. <https://doi.org/10.1145/1772690.1772758> arXiv:1003.0146 [cs].
- [39] Hanwen Liu, Qihan Zhang, Ryan Marcus, and Ibrahim Sabek. 2026. SEFRQO: A Self-Evolving Fine-Tuned RAG-Based Query Optimizer. *Proceedings of the ACM on Management of Data* 3, 6 (May 2026). <https://doi.org/10.1145/3769826>
- [40] Mengmeng Liu, Zachary G. Ives, and Boon Thau Loo. 2016. Enabling Incremental Query Re-Optimization. In *Proceedings of the 2016 International Conference on Management of Data (SIGMOD '16)*. Association for Computing Machinery, New York, NY, USA, 1705–1720. <https://doi.org/10.1145/2882903.2915212>
- [41] Ryan Marcus, Parimarjan Negi, Hongzi Mao, Nesime Tatbul, Mohammad Alizadeh, and Tim Kraska. 2021. Bao: Making Learned Query Optimization Practical. In *Proceedings of the 2021 International Conference on Management of Data (SIGMOD '21)*. China. <https://doi.org/10.1145/3448016.3452838> Award: 'best paper award'.
- [42] Ryan Marcus, Parimarjan Negi, Hongzi Mao, Chi Zhang, Mohammad Alizadeh, Tim Kraska, Olga Papaemmanouil, and Nesime Tatbul. 2019. Neo: A Learned Query Optimizer. *PVLDB* 12, 11 (2019), 1705–1718. <https://doi.org/10.14778/3342263.3342644>
- [43] Ryan Marcus and Olga Papaemmanouil. 2016. WiSeDB: A Learning-based Workload Management Advisor for Cloud Databases. *PVLDB* 9, 10 (2016), 780–791. <https://doi.org/10.14778/2977797.2977804> tex.acmid= 2977804 tex.issue_date=

- June 2016 tex.numpages= 12.
- [44] Volodymyr Mnih, Koray Kavukcuoglu, David Silver, Andrei A. Rusu, Joel Veness, Marc G. Bellemare, Alex Graves, Martin Riedmiller, Andreas K. Fiedjeland, and Georg Ostrovski. 2015. Human-level control through deep reinforcement learning. *Nature* 518, 7540 (2015), 529–533.
 - [45] Songsong Mo, Yile Chen, Hao Wang, Gao Cong, and Zhifeng Bao. 2023. Lemo: A Cache-Enhanced Learned Optimizer for Concurrent Queries. *Proc. ACM Manag. Data* 1, 4 (Dec. 2023), 247:1–247:26. <https://doi.org/10.1145/3626734>
 - [46] Sidharth Mudgal, Han Li, Theodoros Rekatsinas, AnHai Doan, Youngchoon Park, Ganesh Krishnan, Rohit Deep, Esteban Arcaute, and Vijay Raghavendra. 2018. Deep Learning for Entity Matching: A Design Space Exploration. In *Proceedings of the 2018 International Conference on Management of Data (SIGMOD '18)*. ACM, New York, NY, USA, 19–34. <https://doi.org/10.1145/3183713.3196926>
 - [47] E. A. Nadaraya. 1964. On Estimating Regression. *Theory of Probability & Its Applications* 9, 1 (1964), 141–142. https://doi.org/10.1137/1109020_eprint: <https://doi.org/10.1137/1109020>
 - [48] Raghunath Othayoth Nambiar and Meikel Poess. 2006. The Making of TPC-DS. In *Vldb (VLDB '06)*. VLDB Endowment, Seoul, Korea, 1049–1058. <http://dl.acm.org/citation.cfm?id=1182635.1164217>
 - [49] Vikram Nathan, Jialin Ding, Mohammad Alizadeh, and Tim Kraska. 2019. Learning Multi-dimensional Indexing. In *ML for Systems at NeurIPS (MLForSystems @ NeurIPS '19)*.
 - [50] Andrew Patterson, Samuel Neumann, Martha White, and Adam White. 2024. Empirical Design in Reinforcement Learning. *Journal of Machine Learning Research* 25 (2024), 1–63.
 - [51] Andrew Pavlo, Evan P. C. Jones, and Stan Zdonik. 2011. On Predictive Modeling for Optimizing Transaction Execution in Parallel OLTP Systems. *PVLDB* 5, 2 (2011), 86–96. <https://doi.org/10.14778/2078324.2078325>
 - [52] Matthew Perron, Zeyuan Shang, Tim Kraska, and Michael Stonebraker. 2019. How I Learned to Stop Worrying and Love Re-optimization. *2019 IEEE 35th International Conference on Data Engineering (ICDE)* (April 2019), 1758–1761. <https://doi.org/10.1109/ICDE.2019.00191> Conference Name: 2019 IEEE 35th International Conference on Data Engineering (ICDE) ISBN: 9781538674741 Place: Macao, Macao Publisher: IEEE.
 - [53] Mark Raasveldt and Hannes Mühleisen. 2019. DuckDB: an Embeddable Analytical Database. In *Proceedings of the 2019 International Conference on Management of Data (SIGMOD '19)*. Association for Computing Machinery, New York, NY, USA, 1981–1984. <https://doi.org/10.1145/3299869.3320212>
 - [54] Bogdan Răducanu, Peter Boncz, and Marcin Zukowski. 2013. Micro adaptivity in Vectorwise. In *Proceedings of the 2013 ACM SIGMOD International Conference on Management of Data (SIGMOD '13)*. Association for Computing Machinery, New York, NY, USA, 1231–1242. <https://doi.org/10.1145/2463676.2465292>
 - [55] Ibrahim Sabek, Tenzin Samten Ukyab, and Tim Kraska. 2022. LSched: A Workload-Aware Learned Query Scheduler for Analytical Database Systems. In *Proceedings of the 2022 International Conference on Management of Data (SIGMOD '22)*. Association for Computing Machinery, New York, NY, USA, 1228–1242. <https://doi.org/10.1145/3514221.3526158>
 - [56] Gaurav Saxena, Mohammad Rahman, Naresh Chainani, Chunbin Lin, George Caragea, Fahim Chowdhury, Ryan Marcus, Tim Kraska, Ippokratis Pandis, and Balakrishnan (Murali) Narayanaswamy. 2023. Auto-WLM: Machine Learning Enhanced Workload Management in Amazon Redshift. In *Companion of the 2023 International Conference on Management of Data (SIGMOD '23)*. <https://doi.org/10.1145/3555041.3589677>
 - [57] Tobias Schmidt, Viktor Leis, Peter Boncz, and Thomas Neumann. 2025. SQLStorm: Taking Database Benchmarking into the LLM Era. *PVLDB* 18, 11 (2025), 4144–4157. <https://doi.org/10.14778/3749646.3749683>
 - [58] John Schulman, Filip Wolski, Prafulla Dhariwal, Alec Radford, and Oleg Klimov. 2017. Proximal Policy Optimization Algorithms. *arXiv:1707.06347 [cs]* (July 2017). <http://arxiv.org/abs/1707.06347> arXiv: 1707.06347.
 - [59] Shrainik Jain, Jiaqi Yan, Thierry Cruanes, and Bill Howe. 2019. Database-Agnostic Workload Management. In *9th Biennial Conference on Innovative Data Systems Research (CIDR '19)*.
 - [60] Richard S. Sutton and Andrew G. Barto. 1998. *Introduction to Reinforcement Learning* (1st ed.). MIT Press, Cambridge, MA, USA.
 - [61] Pierre Thodoroff, Wenyu Li, and Neil D. Lawrence. 2022. Benchmarking Real-Time Reinforcement Learning. In *NeurIPS 2021 Workshop on Pre-registration in Machine Learning*. PMLR, 26–41. <https://proceedings.mlr.press/v181/thodoroff22a.html>
 - [62] Immanuel Trummer, Samuel Moseley, Deepak Maram, Sachan Jo, and Joseph Antonakakis. 2018. SkinnerDB: Regret-bounded Query Evaluation via Reinforcement Learning. *PVLDB* 11, 12 (2018), 2074–2077. <https://doi.org/10.14778/3229863.3236263>
 - [63] Kostas Tzoumas, Timos Sellis, and Christian Jensen. 2008. A Reinforcement Learning Approach for Adaptive Query Processing. *Technical Reports* (June 2008).
 - [64] Shuhei Watanabe. 2025. Tree-Structured Parzen Estimator: Understanding Its Algorithm Components and Their Roles for Better Empirical Performance. <https://doi.org/10.48550/arXiv.2304.11127> arXiv:2304.11127 [cs].
 - [65] Lianggui Weng, Rong Zhu, Di Wu, Bolin Ding, Bolong Zheng, and Jingren Zhou. 2024. Eraser: Eliminating Performance Regression on Learned Query Optimizer. *PVLDB* 17, 5 (2024), 926–938. <https://doi.org/10.14778/3641204.3641205>
 - [66] Ronald J. Williams. 1992. Simple statistical gradient-following algorithms for connectionist reinforcement learning. In *Machine Learning (Machine Learning '92)*. 229–256.
 - [67] Lucas Woltmann, Jerome Thiessat, Claudio Hartmann, Dirk Habich, and Wolfgang Lehner. 2023. FASTgres: Making Learned Query Optimizer Hinting Effective. *Proceedings of the VLDB Endowment* 16, 11 (Aug. 2023), 3310–3322. <https://doi.org/10.14778/3611479.3611528>
 - [68] Maryann Xue, Yingyi Bu, Abhishek Somani, Wenchen Fan, Ziqi Liu, Steven Chen, Herman Van Hovell, Bart Samwel, Mostafa Mokhtar, Rk Korlapati, Andy Lam, Yunxiao Ma, Vuk Ercegovic, Jiexing Li, Alexander Behm, Yuanjian Li, Xiao Li, Sriram Krishnamurthy, Amit Shukla, Michalis Petropoulos, Sameer Paranjpye, Reynold Xin, and Matei Zaharia. 2024. Adaptive and Robust Query Execution for Lakehouses at Scale. *Proceedings of the VLDB Endowment* 17, 12 (Aug. 2024), 3947–3959. <https://doi.org/10.14778/3685800.3685818>
 - [69] Zongheng Yang, Wei-Lin Chiang, Sifei Luan, Gautam Mittal, Michael Luo, and Ion Stoica. 2022. Balsa: Learning a Query Optimizer Without Expert Demonstrations. In *Proceedings of the 2022 International Conference on Management of Data (SIGMOD '22)*. Association for Computing Machinery, New York, NY, USA, 931–944. <https://doi.org/10.1145/3514221.3517885>
 - [70] Xiang Yu, Guoliang Li, Chengliang Chai, and Nan Tang. 2020. Reinforcement Learning with Tree-LSTM for Join Order Selection. In *2020 IEEE 36th International Conference on Data Engineering (ICDE '20)*. 1297–1308. <https://doi.org/10.1109/ICDE48307.2020.00116> ISSN: 2375-026X.
 - [71] Chi Zhang, Ryan Marcus, Anat Kleiman, and Olga Papaemmanouil. 2020. Buffer Pool Aware Query Scheduling via Deep Reinforcement Learning. In *2nd International Workshop on Applied AI for Database Systems and Applications (AIDB@VLDB '20)*. Bingsheng He, Berthold Reinwald, and Yingjun Wu (Eds.). Tokyo, Japan. <https://drive.google.com/file/d/1trNYAcQ3S71SHu5dbtkBR2hjcK-VVFSx/view?usp=sharing>
 - [72] Yunjia Zhang, Yannis Chronis, Jignesh M. Patel, and Theodoros Rekatsinas. 2023. Simple Adaptive Query Processing vs. Learned Query Optimizers: Observations and Analysis. *Proceedings of the VLDB Endowment* 16, 11 (July 2023), 2962–2975. <https://doi.org/10.14778/3611479.3611501>
 - [73] Junyi Zhao, Kai Su, Yifei Yang, Xiangyao Yu, Paraschos Koutris, and Huanchen Zhang. 2025. Debunking the Myth of Join Ordering: Toward Robust SQL Analytics. *Proc. ACM Manag. Data* 3, 3 (June 2025), 146:1–146:28. <https://doi.org/10.1145/3725283>
 - [74] Zijie Zhao and Ryan Marcus. 2026. *Appendix to Piece of CAKE: Adaptive Execution Engines via Microsecond-Scale Learning*. Appendix. University of Pennsylvania. https://rm.cab/cake_appendix
 - [75] Li Zhou. 2016. A Survey on Contextual Multi-armed Bandits. <http://arxiv.org/abs/1508.03326>
 - [76] Rong Zhu, Wei Chen, Bolin Ding, Xingguang Chen, Andreas Pfadler, Ziniu Wu, and Jingren Zhou. 2023. Lero: A Learning-to-Rank Query Optimizer. *Proceedings of the VLDB Endowment* 16, 6 (Feb. 2023), 1466–1479. <https://doi.org/10.14778/3583140.3583160>
 - [77] Rong Zhu, Lianggui Weng, Wenqing Wei, Di Wu, Jiazhen Peng, Yifan Wang, Bolin Ding, Defu Lian, Bolong Zheng, and Jingren Zhou. 2024. PilotScope: Steering Databases with Machine Learning Drivers. *PVLDB* 17, 5 (2024), 980–993. <https://doi.org/10.14778/3641204.3641209>
 - [78] Sergey Zinchenko and Sergey Iazov. 2024. HERO: Hint-Based Efficient and Reliable Query Optimizer. <https://doi.org/10.48550/arXiv.2412.02372> arXiv:2412.02372 [cs].
 - [79] Joshua P Zitovsky. 2023. Revisiting Bellman Errors for Offline Model Selection. In *Proceedings of the 40th International Conference on Machine Learning (ICML '23)*. Hawaii, USA.