

# Synthesizable Molecular Generation via Soft-constrained GFlowNets with Rich Chemical Priors

Hyeonah Kim<sup>1 2</sup> Minsu Kim<sup>1 3</sup> Celine Roget<sup>1 2</sup> Dionesa Biton<sup>1 2</sup> Louis Vaillancourt<sup>2</sup> Yves V. Brun<sup>2 4</sup>  
Yoshua Bengio<sup>1 2</sup> Alex Hernandez-Garcia<sup>1 2 5</sup>

## Abstract

The application of generative models for experimental drug discovery campaigns is severely limited by the difficulty of designing molecules *de novo* that can be synthesized in practice. Previous works have leveraged Generative Flow Networks (GFlowNets) to impose hard synthesizability constraints through the design of state and action spaces based on predefined reaction templates and building blocks. Despite the promising prospects of this approach, it currently lacks flexibility and scalability. As an alternative, we propose S3-GFN, which generates synthesizable SMILES molecules via simple soft regularization of a sequence-based GFlowNet. Our approach leverages rich molecular priors learned from large-scale SMILES corpora to steer molecular generation towards high-reward, synthesizable chemical spaces. The model induces constraints through off-policy replay training with a contrastive learning signal based on separate buffers of synthesizable and unsynthesizable samples. Our experiments show that S3-GFN learns to generate synthesizable molecules ( $\geq 95\%$ ) with higher rewards in diverse tasks.

## 1. Introduction

The design of small molecules with targeted properties is a central problem in chemistry and plays a key role in drug discovery. Recent advances in generative modeling have enabled *de novo* molecular design as a data-driven alternative. In particular, probabilistic frameworks such as Generative Flow Networks (GFlowNets; Bengio et al., 2023) are designed to sample diverse candidates in proportion to an unnormalized reward, naturally supporting multi-modal ob-

jectives common in drug discovery (Bengio et al., 2021; Jain et al., 2022; 2023; Kim et al., 2024a). However, evaluations in this area often focus on computational benchmarks alone, overlooking practical considerations required for experimental validation. As a result, many molecules predicted to have high scores of a target property are chemically unstable or unsynthesizable, limiting their utility in wet-lab settings (Gao & Coley, 2020).

To address synthesizability, recent work has proposed reaction-based generation frameworks. These methods formulate generation as a Markov Decision Process (MDP) where molecules are constructed by selecting predefined reaction templates and building blocks sequentially (Koziarski et al., 2024; Cretu et al., 2025; Seo et al., 2025). While this guarantees the existence of a synthesis pathway, such formulations introduce combinatorial action spaces that scale poorly with library size (Guo et al., 2025). In addition, these MDPs encode a fixed notion of synthesizability, making it difficult to accommodate alternative structural constraints or evolving experimental requirements. Also importantly, reliance on specialized reaction-based MDPs limits the ability to leverage rich chemical priors learned by foundation models pretrained on large chemical language corpora. Large-scale SMILES datasets—for instance, PubChem (Kim et al., 2025c), ZINC (Tingle et al., 2023), and ChEMBL (Mendez et al., 2019)—are far more abundant and transferable, whereas synthesis-pathway data is expensive to obtain and tightly coupled to specific reaction templates and building-block libraries.

In this paper, we propose **Synthesizable SMILES via Soft-constrained GFlowNet (S3-GFN)**, a molecular generation framework that induces synthesizability through distributional post-training rather than hard-coded reaction rules. S3-GFN combines off-policy GFlowNet training with soft constraint regularization, leveraging rich chemical priors learned from large-scale SMILES data. Our key idea is to model synthesizability as a soft constraint learned via contrastive learning and integrate it into the GFlowNet post-training objective. This regularization operates at the distributional level: probability mass is reweighted within the synthesizable region, while unsynthesizable regions are explicitly suppressed through a contrastive auxiliary loss. By

<sup>1</sup>Mila - Quebec AI Institute <sup>2</sup>Université de Montréal <sup>3</sup>KAIST  
<sup>4</sup>Institut Courtois d’innovation biomédicale <sup>5</sup>Institut Courtois. Correspondence to: Hyeonah Kim <hyeonah.kim@mila.quebec>, Alex Hernandez-Garcia <alex.hernandez-garcia@mila.quebec>.

decoupling constraint enforcement from scalar rewards, this design avoids the optimization conflicts commonly observed in standard soft-regularization approaches like reward shaping.

Specifically, we initialize S3-GFN using GP-MolFormer (Ross et al., 2025), a pretrained SMILES language model, and optimize an amortized posterior via GFlowNet post-training. To implement the distributional regularization, we leverage the off-policy nature of GFlowNets by maintaining two separate replay buffers of synthesizable (positive) and unsynthesizable (negative) samples. During replay training, we introduce a contrastive auxiliary loss that penalizes the relative likelihood of negative trajectories against positive ones, explicitly suppressing probability mass outside the synthesizable region. In turn, the GFlowNet objective continues to learn the reward distribution within the synthesizable space. Figure 1 illustrates the overview of the method. The off-policy framework further enables external search operators to refine the replay buffers, such as generating negative samples via local mutations to strengthen the regularization, or generating high-reward positive samples via genetic search (Kim et al., 2024a).

Empirically, S3-GFN achieves high synthesizability rates, over 95%, while maintaining competitive optimization performance across diverse molecular design tasks, outperforming reaction-based GFlowNets despite operating on a simpler sequence-based MDP. We further observe that the proposed method enables rapid realignment of the sampling distribution under evolving constraints, requiring only a small number of additional training steps and exhibiting more stable behavior than reward shaping. Moreover, the ability to incorporate off-policy samples from external search operators enables S3-GFN to attain the strongest performance in sample-limited benchmarks. Together, these results show that combining rich chemical priors with constraint-aware distributional post-training enables effective, flexible, and scalable generation of synthesizable molecules across diverse design objectives.

## 2. Background and Related Work

### 2.1. Generative Flow Networks

Generative Flow Networks (GFlowNets or GFN) are an off-policy reinforcement learning (RL) method for amortized inference, which can learn probabilistic models  $p_\theta(x)$  that sample proportionally to an unnormalized density or reward  $R(x)$ , that is  $p_\theta(x) \propto R(x)$  (Bengio et al., 2021; 2023). GFlowNets model a sequential decision process represented as a trajectory  $\tau = (s_0 \rightarrow \dots \rightarrow s_n = x)$  from an initial state  $s_0$  to a terminal state  $s_n$ , which represents the output solution  $x$ . As in RL, the set of states, of valid actions

between states and the reward, define a Markov decision process (MDP).

GFlowNets define two major distributions: a forward transition probability  $P_F(\tau)$ , modeling a distribution over trajectories, and a backward transition probability  $P_B(\tau | x)$ , modeling a distribution over backward trajectories given  $x$ . Both distributions are represented as compositions of state transition policies for the forward and backward processes:

$$P_F(\tau) = \prod_{t=0}^{n-1} P_F(s_{t+1} | s_t),$$

$$P_B(\tau | x) = \prod_{t=1}^n P_B(s_{t-1} | s_t).$$

**Trajectory balance** GFlowNets are trained to learn forward (and optionally backward) state transition policies using deep network parameterization  $\theta$  for amortized inference. This learning can be formulated as a constraint-matching problem. Trajectory balance (TB) (Malkin et al., 2022) is a widely used objective that enforces a global constraint over full trajectories. Other variants include sub-trajectory balance (SubTB) (Madan et al., 2023), which enforces sub-global constraints, as well as detailed balance (DB) (Bengio et al., 2023) and flow matching (FM) (Bengio et al., 2021), which impose local constraints. The TB objective is expressed as

$$\mathcal{L}_{\text{TB}}(\tau) = \left( \log \frac{Z_\theta P_F(\tau; \theta)}{R(x) P_B(\tau | x; \theta)} \right)^2. \quad (1)$$

By minimizing the TB loss to zero over all trajectories  $\tau \in \mathcal{T}$ , GFlowNet training guarantees correct inference,  $p(x) = \sum_{\tau \rightarrow x} P_F(\tau) \propto R(x)$ . The backward policy  $P_B$  can be either trainable or fixed to a predefined distribution (e.g., uniform). In sequence generation (e.g., SMILES generation), the backward distribution is deterministic (i.e.,  $P_B(\tau | x) = 1$  if  $\tau \rightarrow x$ ), so the TB objective reduces to Path Consistency Learning (PCL) (Nachum et al., 2017), as shown by Deleu et al. (2024); Tiapkin et al. (2024).

**Relative trajectory balance** GFlowNet training can also be used as a post-training method when a pretrained prior model  $p^{\text{prior}}(x) = \sum_{\tau \rightarrow x} P_F^{\text{prior}}(\tau)$  is available, as proposed by Venkatraman et al. (2024) and later applied to molecular generation by Pandey et al. (2025). In this setting, the prior may correspond to a large pretrained model, such as a SMILES-based language model. Post-training GFlowNets aims to perform amortized posterior inference,  $p^{\text{post}}(x) \propto R(x) p^{\text{prior}}(x)$ . To achieve this, we can use a variation of the TB objective called relative trajectory balance (RTB) as

$$\mathcal{L}_{\text{RTB}}(\tau) = \left( \log \frac{Z_\theta P_F^{\text{post}}(\tau; \theta)}{R(x) P_F^{\text{prior}}(\tau)} \right)^2. \quad (2)$$

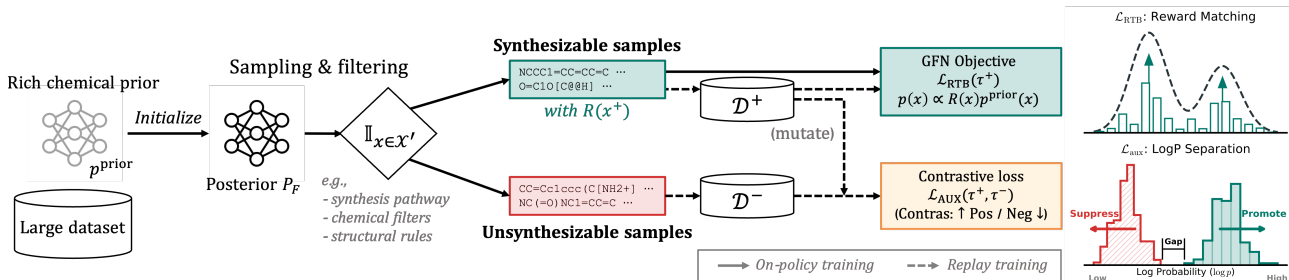


Figure 1. Overview of Synthesizable SMILES via Soft-constrained GFN (S3-GFN). A pretrained SMILES prior provides chemical plausibility and is continuously referenced through RTB. On-policy updates apply RTB using positive samples only, while replay updates introduce a contrastive auxiliary loss that separates positive and negative samples, while preserving shared substructures.

## 2.2. Reaction-based vs. Sequence-based Generation

The flexibility of the GFlowNets framework allows for different choices of MDPs to define the process by which molecules are generated. In this section, we discuss two MDP choices for molecular generation: reaction-based and sequence-based MDPs.<sup>1</sup>

**Reaction-based MDPs** In reaction-based formulations, molecules are generated through synthetic pathways. A state  $s_t$  represents an intermediate molecule obtained by applying a sequence of chemical reactions along a synthesis pathway. The initial state  $s_0$  is empty, and a terminal state yields a final molecule  $x$  as the product of a completed synthetic route. Let  $\mathcal{M}$  denote a set of available molecular building blocks (chemical compounds used as reactants), and let  $\mathcal{R} = \mathcal{R}_{\text{uni}} \cup \mathcal{R}_{\text{bi}}$  denote sets of unimolecular and bimolecular reaction templates. The possible actions are

$$a_t = \begin{cases} b \in \mathcal{M}, & (\text{init}) \\ r \in \mathcal{R}_{\text{uni}}, & (\text{unimolecular}) \\ (r, b), r \in \mathcal{R}_{\text{bi}}, b \in \mathcal{M}_r, & (\text{bimolecular}) \\ \text{stop}, & \end{cases}$$

where  $\mathcal{M}_r$  is the subset of building blocks compatible with reaction template  $r$ . Therefore, the action space is state-dependent and restricted to chemically valid operations. Notably, action space scales combinatorially, resulting in a vast number of potential actions (e.g., considering 105 reactions with 200K building blocks).

**Sequence-based MDPs** In sequence-based formulations, molecule generation proceeds by the sequential construction of a molecular string representation, such as the Simplified Molecular-Input Line-Entry System (SMILES) strings (Weininger, 1988). A state  $s_t$  represents a partial token sequence (i.e., a prefix of a SMILES string) generated up to step  $t$ , where the initial state corresponds to an empty string. Let  $\mathcal{V}$  denote a fixed vocabulary of SMILES tokens. At each state  $s_t$ , an action  $a_t \in \mathcal{V}$  appends a token to the current

prefix, deterministically producing the next state  $s_{t+1}$ .

Reaction-based and sequence-based MDPs present complementary trade-offs for molecular generation. Reaction-based MDPs offer chemically grounded and causally interpretable state-action representations, enforcing synthesizability through hard constraints since each molecule corresponds to a valid synthetic route. However, they rely on large state-dependent action spaces and are limited by predefined reaction templates and building block libraries. In contrast, sequence-based MDPs operate over a fixed token vocabulary, making them simpler to implement and well suited to language models pretrained on large-scale molecular datasets, but without guarantees of synthesizability. Addressing this limitation—inducing synthesizability in sequence-based molecular generation while preserving modeling flexibility—is the central focus of this work.

## 2.3. Synthesizable Molecule Generation

This section reviews representative approaches for incorporating synthesizability into molecular generation. Reaction-based generation has been explored across multiple generative frameworks, including genetic algorithms (e.g., SYNOPSIS (Vinkers et al., 2003), SynNet (Gao et al., 2022b), SynGA (Lo et al., 2025)), tree search (Swanson et al., 2024), RL (Gottipati et al., 2020; Horwood & Noutahi, 2020; Swanson et al., 2025), and projection (Luo et al., 2024; Gao et al., 2024; Lee et al., 2026). More recently, GFlowNets have been combined with reaction-based generation to improve diversity and exploration under synthesis constraints, including RGFN (Kozlarski et al., 2024), SynFlowNet (Cretu et al., 2025), and RxnFlow (Seo et al., 2025). Gaiński et al. (2025) and Shen et al. (2025) extend these works to synthesis cost-aware generation and 3d molecule design.

An alternative line of work promotes synthesizability through the training objective rather than the generation process. Guo & Schwaller (2025) and Guo et al. (2025) guide SMILES-based generation using retrosynthesis-driven reward shaping with a policy-gradient RL, retaining architectural flexibility but entangling constraint enforcement with

<sup>1</sup>We further discuss fragment-based MDP in Appendix B.2

scalar reward optimization. For a comprehensive review, we refer readers to Papidoch et al. (2026).

### 3. Method

In this section, we present S3-GFN, a training framework for synthesizable molecular generation that jointly optimizes task-specific rewards (e.g., binding affinity) and synthesizability. The framework builds on a pretrained SMILES language model as a chemical prior and applies GFlowNet-based post-training with a soft, distributional regularization objective, as illustrated in Figure 1. Leveraging the off-policy nature of GFlowNet training, S3-GFN enables controlled use of both synthesizable and unsynthesizable samples via replay-buffer management, facilitating stable optimization of reward and constraint objectives.

---

#### Algorithm 1 Synthesizability regularized post-training

---

**Require:** A prior  $p^{\text{prior}}(\cdot)$ , reward  $R(x)$ , synthesizable molecular space  $\mathcal{X}'$ , auxiliary coefficient  $\alpha$ , maximum iteration  $N_{\text{iter}}$ , and batch size  $B$

- 1: Initialize  $P_F \leftarrow p^{\text{prior}}$  *{warm-start from prior}*
- 2: Initialize  $\log Z_\theta \leftarrow 0$
- 3: Initialize buffers  $\mathcal{D}^+$  and  $\mathcal{D}^-$
- 4: **for**  $t = 1$  **to**  $N_{\text{iter}}$  **do**
  - (A) *On-policy sampling*
  - 5: Sample  $\{\tau_i\}_{i=1}^B \sim P_F^{\text{post}}(\cdot; \theta)$
  - 6:  $\mathcal{B}_t^+ \leftarrow \emptyset$
  - 7: **for**  $i = 1$  **to**  $B$  **do**
    - 8:  $x_i \leftarrow s_n^{(i)}$  *{ $\tau_i = (s_0^{(i)} \rightarrow s_1^{(i)} \rightarrow \dots \rightarrow s_n^{(i)})$ }*
    - 9: **if**  $\mathbb{I}[x_i \in \mathcal{X}'] = 1$  **then**
    - 10:  $\mathcal{B}_t^+ \leftarrow \mathcal{B}_t^+ \cup \{(\tau_i, R(x_i))\}$
    - 11: **else**
    - 12:  $\mathcal{D}^- \leftarrow \mathcal{D}^- \cup \{\tau_i\}$
    - 13: **end if**
  - 14: **end for**
  - 15:  $\mathcal{D}^+ \leftarrow \mathcal{D}^+ \cup \mathcal{B}_t^+$
  - (B) *On-policy RTB update (positive samples only)*
  - 16: Update  $\theta$  by minimizing  $\mathcal{L}_{\text{RTB}}(\tau)$  over  $\tau \in \mathcal{B}_t^+$
  - (C) *Replay-based constraint separation*
  - 17: Sample  $\tau^+ \sim \mathcal{D}^+$  and  $\tau_{\text{buf}}^- \sim \mathcal{D}^-$
  - 18: (Optional)  $\tau_{\text{mut}}^- \leftarrow \text{Mutate}(x^+)$
  - 19: Update  $\theta$  by minimizing

$$\mathcal{L}_{\text{RTB}}(\tau^+) + \alpha \mathcal{L}_{\text{aux}}(\tau^+, \tau_{\text{buf/mut}}^-)$$

20: **end for**

---

**Problem definition** We pose the problem of molecular design as *de novo* SMILES generation under synthesizability constraints, without introducing specific MDPs tailored into constraints. Importantly, we assume access to a rich pretrained SMILES prior, trained on large commercial or

curated datasets consisting almost entirely of synthesizable molecules.<sup>2</sup> While such priors are not optimized for our task-specific objective, they provide a strong inductive bias toward chemically valid and synthesizable structures. Furthermore, we assume we have access to a method to determine whether a molecule  $x \in \mathcal{X}$  satisfies the synthesizability constraint, that is  $x \in \mathcal{X}' \subset \mathcal{X}$ . For example, we define  $\mathcal{X}'$  as the set of molecules possessing at least one valid synthetic route by using a heuristic retrosynthesis search procedure following Seo et al. (2025). Given a pretrained generator with a prior distribution  $p^{\text{prior}}(x)$  and a task-specific score  $R(x)$ , our goal is to train a posterior

$$p(x) \propto R(x)p^{\text{prior}}(x)\mathbb{I}[x \in \mathcal{X}'].$$

**Overview** We approximate this constrained distribution through distributional post-training. As illustrated in Algorithm 1, our training procedure consists of two phases. During on-policy training (Section 3.1), we apply RTB in Equation (2) to positive samples ( $x^+ \in \mathcal{X}'$ ) only, leveraging the pretrained prior to perform posterior reweighting within the synthesizable space  $\mathcal{X}'$ . During replay training (Section 3.2), we introduce a contrastive auxiliary loss that separates positive and negative (i.e.,  $x^- \in \mathcal{X} \setminus \mathcal{X}'$ ) molecules. Along with RTB on positive replayed samples, the auxiliary loss explicitly suppresses negative regions outside  $\mathcal{X}'$ .

#### 3.1. On-policy Training with Positive Samples

At each iteration, we sample trajectories  $\tau \sim P_F(\cdot)$ , and the generated molecules are labeled as positive if  $x \in \mathcal{X}'$  and negative otherwise. Here,  $x$  is the final state  $s_n$  in  $\tau$ .

**Positive-only on-policy training with RTB** For feasible trajectories, we compute rewards with  $R(x)$  and denote  $\mathcal{B}_t^+ = \{(\tau_i, R(x_i)) : x_i \in \mathcal{X}'\}$  the set of positive (synthesizable) trajectories sampled on-policy at iteration  $t$ . During on-policy training, we optimize the RTB objective defined in Equation (2) exclusively to feasible trajectories, that is

$$\mathcal{L}_{\text{RTB}}^+ = \frac{1}{|\mathcal{B}_t^+|} \sum_{\tau \in \mathcal{B}_t^+} \mathcal{L}_{\text{RTB}}(\tau). \quad (3)$$

Applying RTB to feasible trajectories focuses the posterior reweighting within the feasible region  $\mathcal{X}'$  only. However, since this update does not explicitly control the probability mass outside  $\mathcal{X}'$  the model may still assign non-negligible likelihood to negative molecules (see Figure 2).

<sup>2</sup>This has become common practice in molecular generation, with open-source pretrained SMILES generative models such as GP-MoLFormer (Ross et al., 2025) and MegaMolBART (NVIDIA, 2021) publicly available.



### 3.2. Replay Training with Contrastive Auxiliary Loss

To further discourage the generation of unsynthesizable molecules, we introduce a contrastive auxiliary regularization loss that is applied only during replay training. By constructing replay mini-batches with balanced numbers of synthesizable (positive) and unsynthesizable (negative) trajectories, this auxiliary objective enables stable suppression of unsynthesizable regions—an outcome that is difficult to achieve with purely on-policy sampling. Importantly, the auxiliary loss explicitly induces constraint satisfaction without entangling it with reward optimization, in contrast to naive reward-shaping (RS) approaches.

**Off-policy contrastive replay buffer** We maintain two replay buffers: a synthesizable buffer  $\mathcal{D}^+$  and an unsynthesizable buffer  $\mathcal{D}^-$ . During replay updates, a mini-batch of positive samples  $\mathcal{B}^+$  is drawn from  $\mathcal{D}^+$  using reward-prioritized sampling, while a mini-batch of negative samples  $\mathcal{B}^-$  is drawn from  $\mathcal{D}^-$  uniformly. In practice, we set  $|\mathcal{B}^+| = |\mathcal{B}^-| = B$ , where  $B$  is on-policy sample batch size. Beyond storing trajectories encountered during training, the off-policy replay framework allows controlled manipulation of buffer contents. In particular, synthesizable molecules in  $\mathcal{D}^+$  can be locally mutated to generate additional negative samples, which are added to  $\mathcal{D}^-$ . For a given positive sample  $x^+$ , we generate

$$x_{\text{mut}}^- = \text{Mutate}(x^+),$$

using graph-based genetic operations from Jensen (2019), and obtain the corresponding trajectory  $\tau_{\text{mut}}^-$  directly in the SMILES space. On the other hand, auxiliary search procedures such as genetic search (Kim et al., 2024a) can be applied within  $\mathcal{D}^+$  to discover high-reward synthesizable molecules, which are then reused during replay training via reward-prioritized sampling.

**Auxiliary loss** We define the auxiliary loss as

$$\mathcal{L}_{\text{aux}} = - \sum_{\tau \in \mathcal{B}^+} \log \frac{\exp(s(\tau))}{\exp(s(\tau)) + \sum_{\tau' \in \mathcal{B}^-} \exp(s(\tau'))}, \quad (4)$$

where  $s(\tau) = \log P_F(\tau)$  denotes the sequence-level score assigned by the forward policy, thus  $\exp(s(\tau)) = P_F$ . In practice, when mutation-based negatives are used, the auxiliary loss is computed separately and summed with the buffer-based term. With the auxiliary loss, we define the replay training loss for as

$$\mathcal{L}_{\text{replay}} = \frac{1}{|\mathcal{B}^+|} \sum_{\tau \in \mathcal{B}^+} \mathcal{L}_{\text{RTB}}(\tau) + \alpha \mathcal{L}_{\text{aux}}. \quad (5)$$

We apply the auxiliary loss only during replay training. As training progresses and synthesizability improves, on-policy

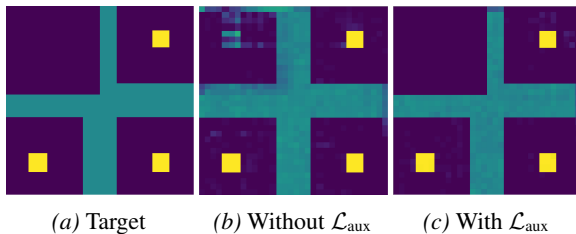


Figure 2. **Deceptive 2D grid world with feasibility constraints.** (a) Target distribution, where black cells denote infeasible states and colors indicate reward levels. (b) Learned sampling distribution using feasible-only training, and (c) learned sampling distribution with the auxiliary contrastive loss  $\mathcal{L}_{\text{aux}}$ .

minibatches contain a highly variable (often vanishing) number of negative samples, making the auxiliary loss ill-defined and unstable. Replay training provides a consistent batch composition with controlled access to negative samples, enabling stable optimization of the auxiliary regularization.

## 4. Proof of Concept: 2D Grid World

In this section, we use a synthetic scenario to provide a proof-of-concept analysis of how constraint-aware post-training shapes the learned sampling distribution and to illustrate the role of the auxiliary contrastive loss in suppressing infeasible regions.

**Setup** As illustrated in Figure 2a, we study a 2-dimensional grid sampling space  $\mathcal{X}$  with high-reward modes in the corners (yellow) surrounded by low-reward regions (purple) that hinder exploration. This setting has been previously used by Kim et al. (2025b). To simulate structural constraints, we set the upper-left quadrant as infeasible—trajectories terminating here are considered negative. We use TB in Equation (1) with positive samples only, and ablate the contrastive auxiliary loss term in replay training. The coefficient  $\alpha$  is set to 0.01.

**Results** Figure 2b shows that training with feasible samples alone assigns non-negligible probability mass to infeasible regions. Without any explicit learning signal about the negative region, the model extrapolates the existing symmetry and assigns non-zero probability mass to unseen negative samples. In contrast, Figure 2c shows that incorporating the contrastive loss effectively suppresses the negative region, by explicitly penalizing the negative trajectories relative to positive counterparts. We conduct further study on the coefficients  $\alpha$ ; see Figure 7 in Appendix C.1.

## 5. Synthesizable Molecular Generation

The experiments evaluate whether S3-GFN—soft-constraint handling via GFlowNet post-training, combined with rich pretrained SMILES priors—is effective at generating di-

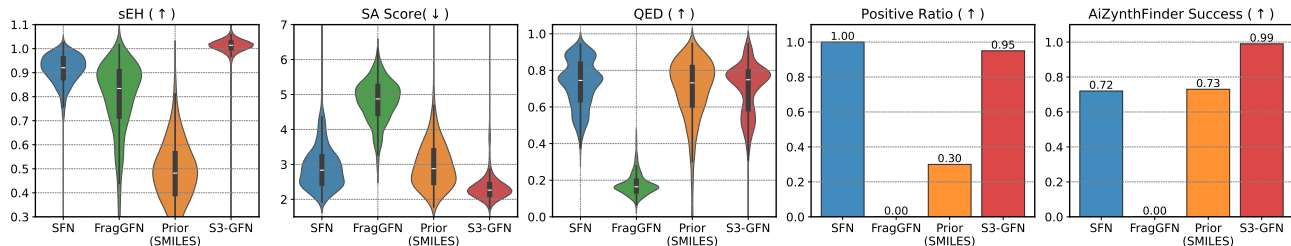


Figure 3. Comparison over different MDPs on sEH. While SFN guarantees 100% validity on the generation constraints (Positive Ratio), S3-GFN achieves higher success on AiZynthFinder and discovers candidates with consistently higher sEH scores.

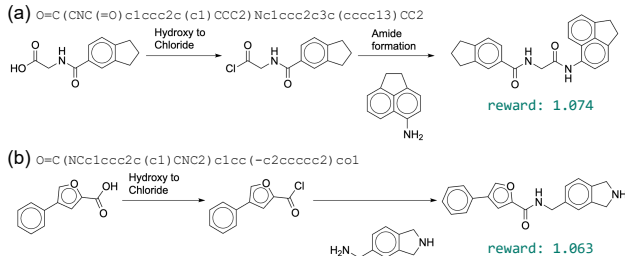


Figure 4. Example of synthetic pathway of Top-2 candidates under given reaction  $\mathcal{R}$  and building block  $\mathcal{M}$ . With a high positive ratio, our generated molecules have valid synthetic pathways.

verse, synthesizable molecules with high rewards. The code is available at <https://github.com/hyeonahkimm/s3gfn>.

**Common setup** Across all experiments, we employ GP-MolFormer (Ross et al., 2025),<sup>3</sup> a chemical language model trained on large-scale molecular datasets as a pre-trained model to be fine-tuned for specific tasks. The tasks are defined by particular molecular properties or rewards. We fix the auxiliary loss coefficient to  $\alpha = 10^{-3}$ . Notably, we consider molecule positive ( $x \in \mathcal{X}'$ ) if a valid synthetic pathway exists given a predefined set of reaction templates  $\mathcal{R}$  and building blocks  $\mathcal{M}$ . By default, we use the 105 reaction templates used in SynFlowNet and the Enamine Stock library for the building block set, with a maximum of three synthesis steps. In addition, we independently assess the synthesizability of generated molecules using AiZynthFinder (Genheden et al., 2020). This tool performs retrosynthesis planning based on the USPTO reaction (Lowe, 2017), serving as a metric for synthesizability (Cretu et al., 2025; Seo et al., 2025).

## 5.1. Main Results

We first compare SMILES-based generation with hard-coded reaction-based generation process on a proxy-based optimization and structure-based drug design tasks. Across all evaluated tasks, our approach achieves higher average rewards while maintaining strong synthesizability, despite

<sup>3</sup><https://huggingface.co/ibm-research/GP-MolFormer-Uniq>

Table 1. Results on sEH. Mean and standard deviations are reported with three independent runs; see Table 6 for the full results.

Method	Positive (↑)	Pos. Top100 sEH (↑)	sEH (↑)	Diversity (↑)
FragGFN	0.0	-	0.790 ± 0.002	0.822 ± 0.010
SynFlowNet	1.0	0.989 ± 0.005	0.907 ± 0.006	0.801 ± 0.022
Prior	0.299 ± 0.014	0.628 ± 0.008	0.482 ± 0.003	0.877 ± 0.001
RTB + RS	0.987 ± 0.003	1.040 ± 0.001	1.003 ± 0.001	0.765 ± 0.002
S3-GFN	0.945 ± 0.009	1.043 ± 0.001	1.009 ± 0.000	0.764 ± 0.000

operating on the simpler sequence-based MDP. This indicates that high-quality, synthesizable molecules can be found with a sequence-based GFlowNet, bypassing the need for more complicated reaction-based MDPs.

### 5.1.1. COMPARISON OVER MDPs ON SEH

**Setup** We consider a task where the reward function is defined as a proxy model predicting binding affinity to the soluble epoxide hydrolase (sEH) target. We follow the experimental protocol of SynFlowNet. All models are post-trained for 5,000 steps, and for evaluation, 1,000 are randomly subsampled from generated molecules. Here, we additionally evaluate the Synthetic Accessibility (SA) score (Ertl & Schuffenhauer, 2009). We compare S3-GFN against representative methods utilizing different MDPs: the fragment-based FragGFN (Bengio et al., 2021) and the reaction-based SynFlowNet (Cretu et al., 2025). Additionally, to isolate the efficacy of our contrastive learning objective, we include a reward shaping (RTB+RS) baseline. This method utilizes the same pre-trained SMILES prior but considers constraints directly via the reward function, defined as  $R'(x) := R(x)\mathbb{I}[x \in \mathcal{X}']$ . Further details are provided in Appendix B.2.

**Results** As shown in Figure 3 and Table 1, S3-GFN achieves a high positive ratio (0.945), indicating that the proposed replay training with contrastive auxiliary loss effectively concentrates probability mass within the synthesizable region, despite operating on a sequence-based MDP. Figure 4 illustrates the found synthetic pathways of our Top-2 positive molecules; the results from AiZynthFinder

Table 2. **Vina score** and **synthesizability** of Top-100 diverse modes on five receptors from LIT-PCBA. Results for baselines ( $\dagger$ ) are taken from Seo et al. (2025). Mean and standard deviations over three independent runs are reported, and best scores are shown in **bold**.

Category	Method	Average Top-100 Vina Docking Score (kcal/mol, $\downarrow$ )				
		ADRB2	ALDH1	ESR ago	ESR antago	FEN1
Reaction	SynFlowNet $\dagger$	-10.85 $\pm$ 0.10	-10.69 $\pm$ 0.09	-10.44 $\pm$ 0.05	-10.27 $\pm$ 0.04	-7.47 $\pm$ 0.02
	RGFN $\dagger$	-9.84 $\pm$ 0.21	-9.93 $\pm$ 0.11	-9.99 $\pm$ 0.11	-9.72 $\pm$ 0.14	-6.92 $\pm$ 0.06
	RxnFlow $\dagger$	-11.45 $\pm$ 0.05	-11.26 $\pm$ 0.07	-11.15 $\pm$ 0.02	-10.77 $\pm$ 0.04	-7.55 $\pm$ 0.02
SMILES	S3-GFN	<b>-12.32</b> $\pm$ 0.026	<b>-11.63</b> $\pm$ 0.015	<b>-11.41</b> $\pm$ 0.035	<b>-11.24</b> $\pm$ 0.011	<b>-7.70</b> $\pm$ 0.011

Category	Method	AiZynthFinder Success Rate (% , $\uparrow$ )				
		ADRB2	ALDH1	ESR ago	ESR antago	FEN1
Reaction	SynFlowNet $\dagger$	52.75 $\pm$ 1.09	57.00 $\pm$ 6.04	53.75 $\pm$ 9.52	56.50 $\pm$ 2.29	53.00 $\pm$ 8.92
	RGFN $\dagger$	46.75 $\pm$ 6.86	47.50 $\pm$ 4.06	50.25 $\pm$ 2.17	49.25 $\pm$ 4.38	48.50 $\pm$ 6.58
	RxnFlow $\dagger$	60.25 $\pm$ 3.77	63.25 $\pm$ 3.11	71.25 $\pm$ 4.15	66.50 $\pm$ 4.03	65.50 $\pm$ 4.09
SMILES	S3-GFN	100.0 $\pm$ 0.00	97.0 $\pm$ 2.94	96.67 $\pm$ 1.25	96.33 $\pm$ 1.24	99.0 $\pm$ 1.41

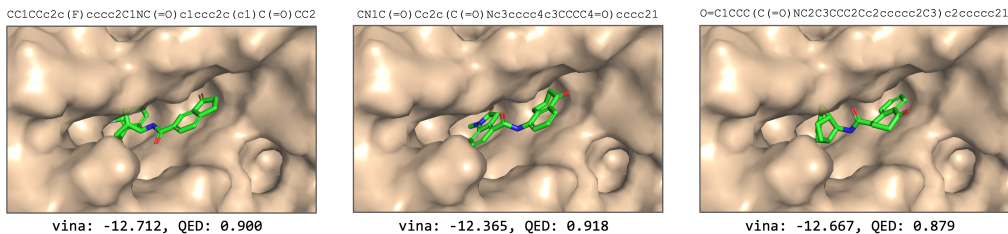


Figure 5. **ALDH1 docking results (Top-3)**. The molecules demonstrate shape complementarity with the target site, achieving strong predicted binding affinities (Vina scores  $< -12.3$ ) and high drug-likeness (QED  $> 0.87$ ) within the synthesizable space.

are provided in the Appendix C.2 Figure 9. Furthermore, S3-GFN attains higher Top-100 sEH scores among positive samples compared to SynFlowNet. This suggests that the proposed post-training reshapes the sampling distribution to favor higher-reward molecules while remaining within the synthesizable subspace. Importantly, favorable chemical properties likely inherited from the prior, such as high drug-likeness (as measured by QED (Bickerton et al., 2012)), are largely preserved after post-training. In Table 6, we analyze the reward-diversity trade-off, demonstrating that S3-GFN maintains competitive diversity while achieving higher rewards than baselines. While we outperform RTB+RS in Top-100 rewards, the margin is limited due to task saturation. We further analyze the distinct behaviors of reward shaping and the proposed auxiliary loss in Sections 5.2 and 5.3.

#### 5.1.2. STRUCTURED-BASED DRUG DISCOVERY

We further evaluate our method on pocket-specific optimization tasks in a structure-based drug discovery setting from Seo et al. (2025). We perform docking-based optimization on five protein targets from LIT-PCBA (Tran-Nguyen et al., 2020) by using GPU-accelerated Uni-Dock (Yu et al., 2023) for Vina scores (Trott & Olson, 2010).

**Setup** Following RxnFlow (Seo et al., 2025), the reward is defined as a weighted combination of docking affinity

and drug-likeness. After post-training, we generate 64,000 molecules and select a diverse set of Top-100 positive candidates. See Appendix B.3 for details.

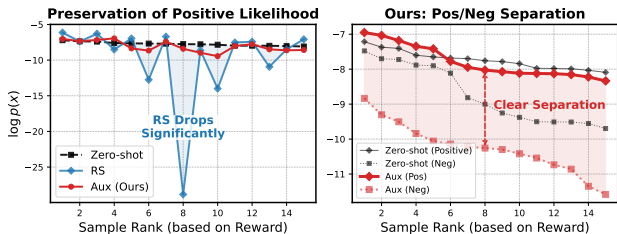
**Results** As shown in Table 2, our method consistently achieves the lowest (better) average Vina docking scores across all five targets compared to reaction-based GFlowNet baselines. Interestingly, while reaction-based generation guarantees validity under its own reaction templates by design, its success rate drops under external evaluation by AiZynthFinder ( $\leq 72\%$ ). This reflects a mismatch between the generation-time reaction space and the USPTO-based retrosynthesis model used for validation. Molecules optimized within a given template set may not admit alternative synthesis routes outside that space. In contrast, S3-GFN operates in a continuous SMILES space regulated by a soft constraint. Rather than enforcing validity through a pre-defined construction process, the model biases sampling toward regions associated with synthesizable chemistry, as reflected by higher AiZynthFinder success rates, while retaining flexibility beyond a fixed set of reaction rules.

#### 5.2. Analysis I: Realignment under Constraint Changes

In real-world, synthesizability is a context-dependent constraint rather than a fixed property. Since synthesis planning and execution require expert intervention, it evolves through

**Table 3. Performance under constraint changes.** Results after adapting a model to a curated reaction set with additional Lipinski and BRENK constraints. We conduct 100 post-training steps under the changed constraints and evaluate for 1,000 samples.

	Zero-shot	RTB + RS	S3-GFN
Avg. sEH ( $\uparrow$ )	1.011 $\pm$ 0.001	0.943 $\pm$ 0.021	<b>0.999 <math>\pm</math> 0.006</b>
Positive Ratio ( $\uparrow$ )	0.740 $\pm$ 0.007	<b>0.909 <math>\pm</math> 0.019</b>	0.883 $\pm$ 0.009
Diversity ( $\uparrow$ )	0.761 $\pm$ 0.001	0.747 $\pm$ 0.006	<b>0.758 <math>\pm</math> 0.002</b>
Num. Unique ( $\uparrow$ )	927.0 $\pm$ 1.4	770.3 $\pm$ 17.0	<b>929.0 <math>\pm</math> 9.4</b>
Pos. Top100 sEH ( $\uparrow$ )	1.039 $\pm$ 0.001	1.037 $\pm$ 0.001	<b>1.041 <math>\pm</math> 0.001</b>
Pos. Top100 Div ( $\uparrow$ )	0.730 $\pm$ 0.008	0.707 $\pm$ 0.010	<b>0.722 <math>\pm</math> 0.006</b>



**Figure 6. Comparison of likelihood preservation and separation capability under constraint changes.** The contrastive auxiliary loss effectively separates positive and negative samples, while preserving  $\log p(x)$  on Top- $K$  positive samples.

an iterative prototyping loop before synthesis. This dynamic workflow necessitates a model capable of fast adaptation to updated constraints within a few iterations.

**Setup** Starting from a model trained under the original reaction set of 105 reactions, we update the constraints by (i) switching to a curated version of 32 reactions with a fewer synthesis steps, and (ii) adding chemical (e.g., Lipinski et al. (2012)) and structural (e.g., Brenk et al. (2008)) constraints; see Appendix B.4. We perform 100 steps of additional training and generate 1,000 molecules for evaluation.

**Results** Table 3 shows that both methods substantially increase the positive ratio under changed constraints compared to zero-shot evaluation, while S3-GFN preserves higher uniqueness and positive Top-100 sEH scores. This difference can be attributed to how constraint information is incorporated during post-training. Reward shaping redefines the reward and induces sustained suppression of negative samples throughout training. In SMILES generation, where positive and negative molecules often share long prefixes, this penalty can propagate to shared substructures, as observed in Figure 6. In contrast, the auxiliary loss operates on relative log-probabilities between positive and negative samples. Once sufficient separation is achieved, the contrastive term becomes small, and further decreases in negative likelihood provide diminishing training signal. Consequently, the auxiliary loss encourages just enough likelihood reduction to distinguish infeasible continuations, without unnecessarily suppressing shared subtrajectories or positive samples.

**Table 4. AUC Top-10.**  $\dagger$  means the results are taken from their original work. We report mean  $\pm$  standard deviation with 3 runs.

		GSK3 $\beta$	DRD2
Reaction	Graph GA-ReaSyn $^\dagger$	0.889	0.977
	SynGA $^\dagger$	0.866 $\pm$ 0.072	0.976 $\pm$ 0.006
	SynFlowNet $^\dagger$	0.691 $\pm$ 0.034	0.885 $\pm$ 0.027
SMILES	REINVENT + RS	0.830 $\pm$ 0.015	0.964 $\pm$ 0.006
	RTB + RS	0.502 $\pm$ 0.042	0.783 $\pm$ 0.070
	S3-GFN	0.807 $\pm$ 0.073	0.963 $\pm$ 0.004
	RTB + RS (Genetic Expl.)	0.862 $\pm$ 0.048	0.961 $\pm$ 0.017
	S3-GFN (Genetic Expl.)	<b>0.905 <math>\pm</math> 0.031</b>	<b>0.979 <math>\pm</math> 0.005</b>

### 5.3. Analysis II: Robustness in Sample-limited Regimes

We evaluate the robustness of our method in a sample-limited setting using the PMO benchmark (Gao et al., 2022a), where the oracle budget is limited to 10K.

**Setup** Following SynFlowNet, we evaluate performance on GSK3 $\beta$  (Li et al., 2018) and DRD2 (Olivecrona et al., 2017). We report the area under the curve of Top-10 molecules (AUC Top-10) discovered during training. See Appendix B.5 for details. We include non-GFN baselines, GraphGA-ReaSyn (Lee et al., 2026) and SynGA (Lo et al., 2025). Additionally, we implement the method from Guo & Schwaller (2025) (denoted as ‘REINVENT + RS’), using the same pre-trained prior for a fair comparison. Finally, we incorporate genetic exploration following Kim et al. (2024a) to further leverage the off-policy nature of GFN, which allows the model to flexibly integrate external exploration strategies, a well-studied advantage of GFN (Kim et al., 2024b; Madan et al., 2025; Kim et al., 2025a).

**Results** Table 4 reports cumulative performance measured by AUC Top-10. Interestingly, we observe a divergent response to penalty-based constraints between standard policy-gradient RL (REINVENT (Olivecrona et al., 2017)) and GFlowNets. While REINVENT + RS achieves strong performance (AUC 0.830 on GSK3 $\beta$ ), applying the same reward-shaping strategy within a GFlowNet framework (RTB+RS) leads to a substantial degradation in performance (AUC 0.502). As illustrated in Figure 11 in Appendix C.4, the average reward of samples tend to converge early by failing to discovering new Top-100 candidates. Finally, when augmented with genetic exploration, S3-GFN attains the highest AUC among all evaluated GFN-based methods. As reported in Table 7, this trend extends to additional oracle tasks in the PMO benchmark, where our method achieves performance competitive with strong non-GFN baselines such as GraphGA-ReaSyn and SynGA. Although RTB+RS also benefits from off-policy data, a consistent performance gap remains, indicating that the proposed auxiliary loss more effectively incorporates high-reward trajectories discovered through external exploration. In Table 8, we study



on efficacy of mutated negative samples on extended tasks.

## 6. Conclusion

We introduced S3-GFN, a post-training framework for synthesizable molecular generation that induces synthesizability through soft, distributional regularization rather than hard-constrained reaction-based MDP formulations. By leveraging rich chemical priors from pretrained SMILES language models and applying GFlowNet-based post-training, S3-GFN preserves the flexibility of sequence-based generation while suppressing negative region. The method fully utilize the off-policy nature of GFlowNets via replay-buffer management, and with the contrastive auxiliary loss, enabling explicit feasibility control without entangling it with reward optimization. Across multiple molecular generation tasks, S3-GFN achieves high synthesizability rates (up to 95%) while simultaneously improving task-specific rewards, demonstrating an effective balance between chemical feasibility and optimization performance.

**Limitation** While our method demonstrates promising results in simulation-based molecular design benchmarks, its validation is currently limited to in silico evaluations. Experimental verification through real-world chemical synthesis remains an important direction for future work.

## Impact Statement

The immediate goal of the method proposed here is to improve the synthesizability of molecules generated with machine learning. The ultimate goal is to facilitate the application of generative methods in drug discovery. While we are inspired by applications that could save human lives, such as antibiotics discovery, we acknowledge that our work can also have potential malicious applications, such as the development of chemical or biological weapons. We firmly stand against these unintended uses. Moreover, we acknowledge that if our contribution is meaningful, it is possible that the main benefit will be capitalized by powerful pharmaceutical companies, reducing the potential positive impact on people. Our hope and intention is that this work can contribute towards mitigating current and future pandemics, especially in underprivileged countries, which most acutely suffer global health challenges such as anti-microbial resistance.

## Acknowledgements

The authors thank Seonghwan Seo for valuable comments on this project. This work was supported by the Canada Biomedical Research Fund and Biosciences Research Infrastructure Fund (Grant CBRF2-2023-00107). This project was undertaken thanks to funding from IVADO and the Canada First Research Excellence Fund. The research was

enabled in part by computational resources provided by the Digital Research Alliance of Canada (<https://alliancecan.ca>) and Mila (<https://mila.quebec>).

Hyeonah Kim is supported by the National Research Foundation of Korea (NRF) grant funded by the Korea government (MSIT) [RS-2025-00520529]. Minsu Kim acknowledges funding from the KAIST Jang Yeong Sil Fellow Program. Yoshua Bengio acknowledges support from the National Sciences and Engineering Council of Canada (NSERC), Samsung, and CIFAR. Yves Brun acknowledges support from the Canada 150 Research Chair in Bacterial Cell Biology.

## References

- Bengio, E., Jain, M., Korablyov, M., Precup, D., and Bengio, Y. Flow network based generative models for non-iterative diverse candidate generation. In *Advances in Neural Information Processing Systems (NeurIPS)*, 2021.
- Bengio, Y., Lahlou, S., Deleu, T., Hu, E. J., Tiwari, M., and Bengio, E. GFlowNet foundations. *Journal of Machine Learning Research*, 24(210):1–55, 2023.
- Bickerton, G. R., Paolini, G. V., Besnard, J., Muresan, S., and Hopkins, A. L. Quantifying the chemical beauty of drugs. *Nature Chemistry*, 4(2):90–98, 2012.
- Brenk, R., Schipani, A., James, D., Krasowski, A., Gilbert, I. H., Frearson, J., and Wyatt, P. G. Lessons learnt from assembling screening libraries for drug discovery for neglected diseases. *ChemMedChem: Chemistry Enabling Drug Discovery*, 3(3):435–444, 2008.
- Brown, N., Fiscato, M., Segler, M. H., and Vaucher, A. C. GuacaMol: benchmarking models for de novo molecular design. *Journal of Chemical Information and Modeling*, 59(3):1096–1108, 2019.
- Button, A., Merk, D., Hiss, J. A., and Schneider, G. Automated de novo molecular design by hybrid machine intelligence and rule-driven chemical synthesis. *Nature machine intelligence*, 1(7):307–315, 2019.
- Cretu, M., Harris, C., Igashov, I., Schneuing, A., Segler, M., Correia, B., Roy, J., Bengio, E., and Lio, P. SynFlowNet: Design of diverse and novel molecules with synthesis constraints. In *The Thirteenth International Conference on Learning Representations*, 2025. URL <https://openreview.net/forum?id=uvHmna1>.
- Deleu, T., Nouri, P., Malkin, N., Precup, D., and Bengio, Y. Discrete probabilistic inference as control in multi-path environments. In *Uncertainty in Artificial Intelligence (UAI)*, 2024.

- Ertl, P. and Schuffenhauer, A. Estimation of synthetic accessibility score of drug-like molecules based on molecular complexity and fragment contributions. *Journal of cheminformatics*, 1(1):8, 2009.
- Gaiński, P., Boussif, O., Rekesh, A., Shevchuk, D., Parviz, A., Tyers, M., Batey, R. A., and Koziarski, M. Scalable and cost-efficient de novo template-based molecular generation. In *The Thirty-ninth Annual Conference on Neural Information Processing Systems*, 2025.
- Gao, W. and Coley, C. W. The synthesizability of molecules proposed by generative models. *Journal of chemical information and modeling*, 60(12):5714–5723, 2020.
- Gao, W., Fu, T., Sun, J., and Coley, C. Sample efficiency matters: a benchmark for practical molecular optimization. *Advances in Neural Information Processing Systems (NeurIPS)*, 2022a.
- Gao, W., Mercado, R., and Coley, C. W. Amortized tree generation for bottom-up synthesis planning and synthesizable molecular design. In *International Conference on Learning Representations*, 2022b.
- Gao, W., Luo, S., and Coley, C. W. Generative artificial intelligence for navigating synthesizable chemical space. *arXiv preprint arXiv:2410.03494*, 2024.
- Genheden, S., Thakkar, A., Chadimová, V., Reymond, J.-L., Engkvist, O., and Bjerrum, E. AiZynthFinder: a fast, robust and flexible open-source software for retrosynthetic planning. *Journal of cheminformatics*, 12(1):70, 2020.
- Gottipati, S. K., Sattarov, B., Niu, S., Pathak, Y., Wei, H., Liu, S., Blackburn, S., Thomas, K., Coley, C., Tang, J., et al. Learning to navigate the synthetically accessible chemical space using reinforcement learning. In *International conference on machine learning*, pp. 3668–3679. PMLR, 2020.
- Guo, J. and Schwaller, P. Directly optimizing for synthesizability in generative molecular design using retrosynthesis models. *Chemical Science*, 16(16):6943–6956, 2025.
- Guo, J., Sabanza-Gil, V., Jončev, Z., Luterbacher, J. S., and Schwaller, P. Generative molecular design with steerable and granular synthesizability control. *arXiv preprint arXiv:2505.08774*, 2025.
- Hartenfeller, M., Zettl, H., Walter, M., Rupp, M., Reisen, F., Proschak, E., Weggen, S., Stark, H., and Schneider, G. DOGS: reaction-driven de novo design of bioactive compounds. *PLoS computational biology*, 8(2):e1002380, 2012.
- Horwood, J. and Noutahi, E. Molecular design in synthetically accessible chemical space via deep reinforcement learning. *ACS omega*, 5(51):32984–32994, 2020.
- Huang, K., Fu, T., Gao, W., Zhao, Y., Roohani, Y. H., Leskovec, J., Coley, C. W., Xiao, C., Sun, J., and Zitnik, M. Therapeutics data commons: Machine learning datasets and tasks for drug discovery and development. In *Thirty-fifth Conference on Neural Information Processing Systems Datasets and Benchmarks Track (Round 1)*, 2021.
- Imig, J. D. and Hammock, B. D. Soluble epoxide hydrolase as a therapeutic target for cardiovascular diseases. *Nature reviews Drug discovery*, 8(10):794–805, 2009.
- Jain, M., Bengio, E., Hernandez-Garcia, A., Rector-Brooks, J., Dossou, B. F., Ekbote, C. A., Fu, J., Zhang, T., Kilgour, M., Zhang, D., et al. Biological sequence design with GFlowNets. In *International Conference on Machine Learning (ICML)*, 2022.
- Jain, M., Raparthy, S. C., Hernández-Garcia, A., Rector-Brooks, J., Bengio, Y., Miret, S., and Bengio, E. Multi-objective gflownets. In *International Conference on Machine Learning (ICML)*, 2023.
- Jensen, J. H. A graph-based genetic algorithm and generative model/Monte Carlo tree search for the exploration of chemical space. *Chemical Science*, 10(12):3567–3572, 2019.
- Kim, H., Kim, M., Choi, S., and Park, J. Genetic-guided GFlowNets for sample efficient molecular optimization. In *Neural Information Processing Systems (NeurIPS)*, 2024a.
- Kim, M., Yun, T., Bengio, E., Zhang, D., Bengio, Y., Ahn, S., and Park, J. Local search GFlowNets. In *International Conference on Learning Representations (ICLR)*, 2024b.
- Kim, M., Choi, S., Kim, H., Son, J., Park, J., and Bengio, Y. Ant colony sampling with GFlowNets for combinatorial optimization. In *Proceedings of The 28th International Conference on Artificial Intelligence and Statistics*, volume 258, pp. 469–477. PMLR, 2025a.
- Kim, M., Choi, S., Yun, T., Bengio, E., Feng, L., Rector-Brooks, J., Ahn, S., Park, J., Malkin, N., and Bengio, Y. Adaptive teachers for amortized samplers. In *The Thirteenth International Conference on Learning Representations*, 2025b. URL <https://openreview.net/forum?id=BdmVgLMvaf>.
- Kim, S., Chen, J., Cheng, T., Gindulyte, A., He, J., He, S., Li, Q., Shoemaker, B. A., Thiessen, P. A., Yu, B., et al. Pubchem 2025 update. *Nucleic acids research*, 53(D1):D1516–D1525, 2025c.
- Koziarski, M., Rekesh, A., Shevchuk, D., van der Sloot, A. M., Gaiński, P., Bengio, Y., Liu, C.-H., Tyers, M.,

- and Batey, R. A. RGFN: Synthesizable molecular generation using GFlowNets. In *The Thirty-eighth Annual Conference on Neural Information Processing Systems*, 2024. URL <https://openreview.net/forum?id=hpvJwmzEHX>.
- Lee, S., Kreis, K., Veccham, S. P., Liu, M., Reidenbach, D., Paliwal, S., Nie, W., and Vahdat, A. Exploring synthesizable chemical space with iterative pathway refinements, 2026. URL <https://arxiv.org/abs/2509.16084>.
- Li, Y., Zhang, L., and Liu, Z. Multi-objective de novo drug design with conditional graph generative model. *Journal of cheminformatics*, 10(1):33, 2018.
- Lipinski, C. A., Lombardo, F., Dominy, B. W., and Feeney, P. J. Experimental and computational approaches to estimate solubility and permeability in drug discovery and development settings. *Advanced drug delivery reviews*, 64:4–17, 2012.
- Lo, A., Coley, C. W., and Matusik, W. A genetic algorithm for navigating synthesizable molecular spaces. *arXiv preprint arXiv:2509.20719*, 2025.
- Lowe, D. Chemical reactions from US patents (1976-sep2016), 2017. URL [https://figshare.com/articles/dataset/Chemical\\_reactions\\_from\\_US\\_patents\\_1976-Sep2016\\_/5104873](https://figshare.com/articles/dataset/Chemical_reactions_from_US_patents_1976-Sep2016_/5104873).
- Luo, S., Gao, W., Wu, Z., Peng, J., Coley, C. W., and Ma, J. Projecting molecules into synthesizable chemical spaces. In *Forty-first International Conference on Machine Learning*, 2024.
- Madan, K., Rector-Brooks, J., Korablyov, M., Bengio, E., Jain, M., Nica, A. C., Bosc, T., Bengio, Y., and Malkin, N. Learning gflowNets from partial episodes for improved convergence and stability. In *International Conference on Machine Learning (ICML)*, 2023.
- Madan, K., Lamb, A., Bengio, E., Berseth, G., and Bengio, Y. Towards improving exploration through sibling augmented GFlowNets. In *International Conference on Learning Representations (ICLR)*, 2025.
- Malkin, N., Jain, M., Bengio, E., Sun, C., and Bengio, Y. Trajectory balance: Improved credit assignment in GFlowNets. In *Advances in Neural Information Processing Systems (NeurIPS)*, 2022.
- Mendez, D., Gaulton, A., Bento, A. P., Chambers, J., De Veij, M., Félix, E., Magariños, M. P., Mosquera, J. F., Mutowo, P., Nowotka, M., et al. ChEMBL: towards direct deposition of bioassay data. *Nucleic acids research*, 47 (D1):D930–D940, 2019.
- Nachum, O., Norouzi, M., Xu, K., and Schuurmans, D. Bridging the gap between value and policy based reinforcement learning. In *Advances in Neural Information Processing Systems (NIPS)*, 2017.
- NVIDIA, July 2021. URL <https://github.com/NVIDIA/MegaMolBART>.
- Olivecrona, M., Blaschke, T., Engkvist, O., and Chen, H. Molecular de-novo design through deep reinforcement learning. *Journal of cheminformatics*, 9(1):1–14, 2017.
- Pandey, M., Subbaraj, G., Cherkasov, A., Ester, M., and Bengio, E. Pretraining generative flow networks with inexpensive rewards for molecular graph generation. In *International Conference on Machine Learning (ICML)*, 2025.
- Papidocha, S. M., Burger, A., Bernales, V., and Aspuru-Guzik, A. The elephant in the lab: synthesizability in generative small-molecule design. *Current Opinion in Chemical Engineering*, 51:101217, 2026.
- Ross, J., Belgodere, B., Hoffman, S. C., Chenthamarakshan, V., Navratil, J., Mroueh, Y., and Das, P. GP-MolFormer: A foundation model for molecular generation. *Digital Discovery*, 4(10):2684–2696, 2025.
- Seo, S., Kim, M., Shen, T., Ester, M., Park, J., Ahn, S., and Kim, W. Y. Generative flows on synthetic pathway for drug design. In *The Thirteenth International Conference on Learning Representations*, 2025. URL <https://openreview.net/forum?id=pB1XSj2y4X>.
- Shen, T., Seo, S., Irwin, R., Didi, K., Olsson, S., Kim, W. Y., and Ester, M. Compositional flows for 3d molecule and synthesis pathway co-design. In *Forty-second International Conference on Machine Learning*, 2025.
- Swanson, K., Liu, G., Catacutan, D. B., Arnold, A., Zou, J., and Stokes, J. M. Generative AI for designing and validating easily synthesizable and structurally novel antibiotics. *Nature machine intelligence*, 6(3):338–353, 2024.
- Swanson, K., Liu, G., Catacutan, D. B., McLellan, S., Arnold, A., Tu, M. M., Brown, E. D., Zou, J., and Stokes, J. M. SyntheMol-RL: a flexible reinforcement learning framework for designing novel and synthesizable antibiotics. *bioRxiv*, pp. 2025–05, 2025.
- Tiapkin, D., Morozov, N., Naumov, A., and Vetrov, D. Generative flow networks as entropy-regularized RL. *Artificial Intelligence and Statistics (AISTATS)*, 2024.
- Tingle, B. I., Tang, K. G., Castanon, M., Gutierrez, J. J., Khurelbaatar, M., Dandarchuluun, C., Moroz, Y. S., and Irwin, J. J. Zinc-22 a free multi-billion-scale database of tangible compounds for ligand discovery. *Journal of*

*chemical information and modeling*, 63(4):1166–1176, 2023.

Tran-Nguyen, V.-K., Jacquemard, C., and Rognan, D. LIT-PCBA: an unbiased data set for machine learning and virtual screening. *Journal of chemical information and modeling*, 60(9):4263–4273, 2020.

Trott, O. and Olson, A. J. AutoDock Vina: improving the speed and accuracy of docking with a new scoring function, efficient optimization, and multithreading. *Journal of Computational Chemistry*, 31(2):455–461, 2010.

Venkatraman, S., Jain, M., Scimeca, L., Kim, M., Sendera, M., Hasan, M., Rowe, L., Mittal, S., Lemos, P., Bengio, E., et al. Amortizing intractable inference in diffusion models for vision, language, and control. *Neural Information Processing Systems (NeurIPS)*, 2024.

Vinkers, H. M., de Jonge, M. R., Daeyaert, F. F., Heeres, J., Koymans, L. M., van Lenthe, J. H., Lewi, P. J., Timmerman, H., Van Aken, K., and Janssen, P. A. Synopsis: synthesize and optimize system in silico. *Journal of medicinal chemistry*, 46(13):2765–2773, 2003.

Weininger, D. SMILES, a chemical language and information system. 1. introduction to methodology and encoding rules. *Journal of chemical information and computer sciences*, 28(1):31–36, 1988.

Yu, Y., Cai, C., Wang, J., Bo, Z., Zhu, Z., and Zheng, H. Uni-dock: Gpu-accelerated docking enables ultralarge virtual screening. *Journal of chemical theory and computation*, 19(11):3336–3345, 2023.



## A. Use of Large Language Models

Large language models were used during manuscript preparation to improve grammar, clarity, and readability. All content was reviewed and edited by the authors.

## B. Experimental details

### B.1. S3-GFN

**Implementation details** One of key components in GFlowNet objective is the reward temperature parameter,  $\beta$ , which modulates the sharpness of the target distribution via the transformation  $R(x)^\beta$ . This exponentiation strategy is widely adopted in the GFlowNet literature. In our main experiments (on sEH and structure-based drug discovery), we employ  $\beta = 25$ . For the sample-efficient molecule generation task, we adopt  $\beta = 50$ , following Kim et al. (2024a). In Appendix C.2, we investigate how lowering  $\beta$  impacts the trade-off between diversity and rewards in the sEH task. We maintain separate replay buffers for positive and negative samples. In the positive buffer, we apply a reward-based eviction rule: when the buffer reaches capacity, a new candidate replaces the lowest-reward sample if it has higher reward and is not redundant. In contrast, the negative buffer follows a FIFO policy, where the oldest sample is removed upon insertion. The replay buffer size is set to 6,400 for the main experiments, following Seo et al. (2025), and 1,024 for the sample-limited benchmark, following Kim et al. (2024a). Across all molecular generation tasks, the minibatch size is fixed to  $B = 64$ .

**Implementation details of genetic exploration** We employ genetic exploration only in the sample-limited setting described in Section 5.3, following the genetic-guided GFlowNet framework of Kim et al. (2024a). Our implementation largely matches the original method, with the key difference that samples generated via genetic operators are incorporated into training using our positive/negative replay-buffer rules. In particular, candidates produced by genetic exploration are classified by synthesizability and inserted into the corresponding buffer. Because genetic search yields approximately 20% of positive samples, we increase the number of offspring per genetic operation to 32 from 8 in the original implementation.

**Implementation details of mutated negative samples** In molecular generation, unsynthesizable (negative) samples can be efficiently obtained by locally perturbing synthesizable (positive) molecules, whereas the reverse operation is generally non-trivial. We generate such negatives using the mutation operators introduced by Jensen (2019), which produce local structural variants while maintaining chemical validity. The mutation set includes atom and bond deletions, atom insertions, bond order changes, ring addition or deletion, and atom type substitutions. These operations ensure that negative samples remain close to their positive counterparts in chemical space, providing informative local contrast while avoiding artificially invalid structures. In addition, via this strategy, we are able to keep generating new negative samples even though our posterior mostly generate positive samples as trained.

### B.2. sEH benchmark task

In this benchmark, the target is the soluble epoxide hydrolase (sEH), a well-studied protein involved in cardiovascular and respiratory diseases (Imig & Hammock, 2009).

**Task setup** Rewards are computed using a pretrained proxy model from Bengio et al. (2021), which predicts a normalized negative binding energy for a given molecule. During proxy training, raw binding energies are transformed to obtain strictly positive scores. The GFlowNet reward for the sEH task is obtained by further rescaling the transformed proxy output so that most values lie in the range  $[0, 1]$ .

**SynFlowNet training** SynFlowNet is trained on synthetic pathway as trajectories starting from purchasable compounds, which are fragmentally built up using known reaction templates to form molecules with desired properties. The small molecular fragments were drawn from the commercially available Enamine building block library, and the reaction templates consist of 13 unimolecular and 92 bimolecular reactions obtained from two publicly available template libraries (Button et al., 2019; Hartenfeller et al., 2012).

Due to the sampling strategy employed by GFlowNet, which uses trajectory balance across synthetic pathway trajectories to promote exploration of multiple high-probability trajectories, the model generates a more diverse set of molecules. Since training was restricted to an action space composed of chemically valid reactions from known templates, it ensures the synthesizability of the generated molecules.

For training, we used the original SynFlowNet implementation<sup>4</sup> (Cretu et al., 2025) with the hyperparameters reported in the original paper in order to match the experimental setup used for the sEH task. In particular, training was run for 5,000 steps, using a backward policy trained with maximum likelihood and Morgan fingerprint embeddings for the action space. The action space included 10,000 building blocks randomly sampled from the Enamine REAL database and all 105 reaction SMARTS templates provided in the original SynFlowNet implementation. The maximum trajectory length was set to 3.

**Fragment-based GFN (FragGFN) training** In fragment-based GFlowNet formulations, molecules are constructed by sequentially assembling molecular fragments. Each fragment can have one or several possible attachment points. The discrete action space corresponds to jointly choosing an attachment site and a fragment to attach, with an additional stop action to terminate molecule construction. We use the publicly available implementation,<sup>5</sup> in which the fragment vocabulary consists of 105 distinct fragments extracted from the ZINC15 library.

For training, we directly use the hyperparameters provided in the code, but allowing replay training (64 samples from replay buffer). We also train the model with 5,000 steps with 64 batch size.

**RTB + Reward Shaping (RS)** For a fair comparison, we apply reward shaping on top of our implementation and use the same hyperparameters, including replay training, except for the auxiliary loss. We use the same prior model, GP-MolFormer, and train the model using RTB in Equation (2) with modified reward  $R'(x) = R(x)\mathbb{I}[x \in \mathcal{X}']$ ,

$$\mathcal{L}_{\text{RTB}}(\tau) = \left( \log Z_{\theta} + \log P_F^{\text{post}}(\tau; \theta) - \log R'(x) - \log P_F^{\text{prior}}(\tau) \right)^2.$$

### B.3. Structure-based drug discovery

For structure-based drug design, we follow the pocket-specific optimization in the work of Seo et al. (2025). We evaluate vina scoring with GPU-accelerated UniDock (Yu et al., 2023). The reward is set as  $R(x) = 0.5\widehat{\text{Vina}} + 0.5\text{QED}$ , where  $\widehat{\text{Vina}}$  is the normalized score as  $\widehat{\text{Vina}}(x) = -0.1 \max(0, \text{Vina}(x))$ .

For evaluation, diverse top-100 molecules were selected based on the docking score after generating 64,000 candidates while ensuring a property constraint of  $\text{QED} > 0.5$ . Diversity is maintained using a pairwise Tanimoto dissimilarity filter of 0.5 between the molecules. We excluded negative samples to make sure that the overall evaluations are conducted on synthesizable molecules.

We conduct experiments on five pockets from the LIT-PCBA (Tran-Nguyen et al., 2020). The target name and the Protein Data Bank (PDB) ID of the protein structures used as docking targets are shown in Table 5. The PDB structures were used to compute the docking scores of the generated molecules in Table 2.

Table 5. **Protein targets used** and the corresponding PDB ID from the LIT-PCBA dataset used in structure-based drug discovery

Target	PDB Id	Target Name
ADRB2	4llo	Beta2 adrenoceptor
ALDH1	5l2m	Aldehyde dehydrogenase 1
ESR ago	2p15	Estrogen receptor $\alpha$ with agonist
ESR antago	2iok	Estrogen receptor $\alpha$ with antagonist
FEN1	5fv7	FLAP Endonuclease 1

### B.4. Fast adaptation

We study a setting in which synthesizability constraints are revised after a model has already been trained. We start from a single pretrained model trained under an initial reaction inventory consisting of 105 reaction templates with three synthesis steps. We then update the constraints along two dimensions. First, we replace the original reaction set with a curated subset of 32 widely used reaction templates (see below) with maximum two synthesis steps, favoring more conservative synthesis

<sup>4</sup><https://github.com/mirunacrt/synflownet>

<sup>5</sup><https://github.com/recursionpharma/gflownet>

routes with fewer reaction steps. Second, we introduce additional molecule-level feasibility filters reflecting practical chemical and structural considerations. We use Lipinski rules (Lipinski et al., 2012) as chemical property constraints and BRENK catalog (Brenk et al., 2008) as structural constraints. Here, since the proposed method is constraint-agnostic unless we can evaluate whether our molecule satisfies the given constraints, we can directly integrate those new constraints. Together, these changes define a more restrictive feasible region of the molecular space.

Importantly, during adaptation to the revised constraints, we do not perform additional on-policy exploration. Instead, we reuse the existing replay buffer collected under the original constraints, reclassifying stored molecules as feasible or infeasible according to the updated criteria. We then perform replay-only post-training updates for a fixed budget of 100 steps. Both RS-based and auxiliary-based methods start from the same pretrained model and are adapted using the same replay buffer, ensuring a controlled comparison that isolates the effect of the constraint-handling mechanism. Finally, we evaluate the adapted models by sampling 1,000 molecules from each resulting distribution and analyzing how probability mass is redistributed between molecules that remain feasible and those that become infeasible under the new constraints.

**Reaction curation** The reaction SMARTS were originally taken from SynFormer (Gao et al., 2024) (92 bimolecular and 13 unimolecular reactions), which are also used in various reaction-based generation works (Cretu et al., 2025; Seo et al., 2025; Lo et al., 2025). We curate reactions based on domain knowledge to ensure that the retained templates correspond to one-step transformations that are routinely used in medicinal chemistry laboratories. Rare, overly specialized, or unusually challenging templates were removed, while a small number of missing but commonly used reactions were added based on expert input. We also exclude cross coupling reaction using aryl chlorides that are usually not as general as their bromide or iodide equivalent. The final curated set consists of 32 reactions (24 bimolecular and 8 unimolecular) that are broadly applicable in medicinal chemistry. The curated reaction set includes variations around amide coupling (including sulfonamides), urea formation from isocyanates,  $S_N2$  functional group interconversions (e.g., halogen, primary alcohol, and nitrile), hydrolysis of acid chlorides, transesterification,  $\alpha$ -halogenation of carboxylic acids, aromatic nucleophilic substitution, azole cyclizations (imidazole, thiazole, Huisgen cycloaddition, and oxadiazole formation), Suzuki and Sonogashira couplings, as well as oxidation and reductive amination.

### B.5. Sample-efficient benchmark

For the experiments in the sample-limited setting in Section 5.3, we follow the official sample efficient molecule generation benchmark: the Practical Molecular Optimization (PMO) (Gao et al., 2022a). The PMO benchmark establishes a unified protocol for maximizing objective properties over chemical space. It comprises 23 diverse oracle functions derived from GuacaMol (Brown et al., 2019) and Therapeutics Data Commons (Huang et al., 2021), including bioactivity predictors (e.g., DRD2, GSK3 $\beta$ ) and drug-likeness measures (e.g., QED), all normalized to  $[0, 1]$ . We omit VE To rigorously evaluate sample efficiency, the optimization budget is strictly limited to 10,000 oracle calls. Performance is primarily assessed via the Area Under the Curve (AUC) of the Top-10 scores. Notably, this benchmark apply early termination rules wherein the process terminates if Top-100 molecules remained same (fail to discover new Top-100 molecules) in few iteration. In this experiment, we follow the most of setup from (Kim et al., 2024a) except for the genetic exploration (see Appendix B.1).

**REINVENT + RS** Based on the work from Guo & Schwaller (2025) and Guo et al. (2025), we implement reward shaping with REINVENT (Olivecrona et al., 2017) on top of S3-GFN implementation using the same prior model. Originally, REINVENT also use replay buffer, so we use the same replay buffer following the original training process. The REINVENT loss is

$$L(\theta) = \left[ \log p_{\theta}(x) - (\log p^{\text{prior}}(x) + \sigma R(x)) \right]^2,$$

We follow the implementation of the PMO benchmark.<sup>6</sup> The reward  $R(x)$  is replaced by  $R'(x) = R(x)\mathbb{I}[x \in \mathcal{X}']$ .

<sup>6</sup>[https://github.com/wenhao-gao/mol\\_opt](https://github.com/wenhao-gao/mol_opt)

## C. Further experimental results

### C.1. Studies on the auxiliary coefficient $\alpha$

In this section, we analyze the impact of the penalty coefficient  $\alpha$  on exploration dynamics. As an extension of Figure 2, Figure 7 shows that as  $\alpha$  increases, the contrastive auxiliary loss suppresses negative samples more aggressively, resulting in a more conservative policy. Conversely, reducing  $\alpha$  relaxes this penalty, making the model generate negative samples near the constraint boundary. However, in general, S3-GFN demonstrates robustness in balancing constraint satisfaction and reward distribution learning within the positive area even with changes in  $\alpha$ .

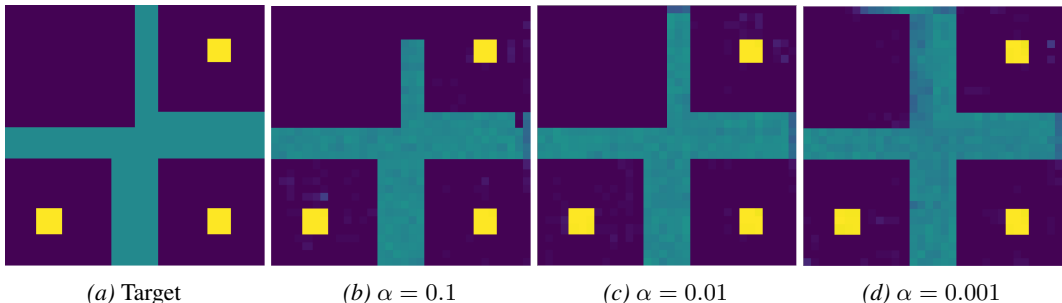


Figure 7. Behaviors with a different aux coefficient  $\alpha$ .

### C.2. Full results on sEH

Table 6 shows additional comparisons of the model performance on sEH target as an extension of the results in Table 1. The synthetic accessibility score (SA), AiZynthFinder success rate (AiZynth), drug-likeness score (QED), and the molecular weight (Mol. weight) of the generated molecules of S3-GFN further supported the model, consistent with our conclusions.

Table 6. **Comparison on sEH.** Mean  $\pm$  standard deviation over 3 runs are reported. Best scores among synthesizability-aware approaches are shown in **bold**. Full results of Table 1

Category	Method	Positive ( $\uparrow$ )	Pos. Top100 sEH ( $\uparrow$ )	sEH ( $\uparrow$ )	Diversity ( $\uparrow$ )	SA ( $\downarrow$ )	AiZynth ( $\uparrow$ )	QED ( $\uparrow$ )	Mol. weight ( $\downarrow$ )
Fragment	FragGFN	0.0 $\pm$ 0.000	0.969 $\pm$ 0.003	0.790 $\pm$ 0.002	0.822 $\pm$ 0.002	4.806 $\pm$ 1.000	0.0 $\pm$ 0.000	0.189 $\pm$ 0.010	688.20 $\pm$ 15.00
Reaction	SynFlowNet	<b>1.0</b>	0.989 $\pm$ 0.005	0.907 $\pm$ 0.007	0.801 $\pm$ 0.022	2.876 $\pm$ 0.150	0.727 $\pm$ 0.255	0.694 $\pm$ 0.054	356.00 $\pm$ 6.31
SMILES	Prior	0.299 $\pm$ 0.014	0.628 $\pm$ 0.008	0.482 $\pm$ 0.003	0.877 $\pm$ 0.001	3.035 $\pm$ 0.022	0.730 $\pm$ 0.019	0.685 $\pm$ 0.007	368.98 $\pm$ 2.61
	S3-GFN ( $\beta = 15$ )	0.928 $\pm$ 0.001	1.021 $\pm$ 0.000	0.919 $\pm$ 0.003	<b>0.803 <math>\pm</math> 0.002</b>	2.427 $\pm$ 0.027	0.983 $\pm$ 0.005	<b>0.748 <math>\pm</math> 0.004</b>	<b>340.41 <math>\pm</math> 2.77</b>
	S3-GFN ( $\beta = 25$ )	0.945 $\pm$ 0.009	<b>1.043 <math>\pm</math> 0.001</b>	<b>1.009 <math>\pm</math> 0.000</b>	0.764 $\pm$ 0.000	<b>2.364 <math>\pm</math> 0.016</b>	<b>0.990 <math>\pm</math> 0.008</b>	0.696 $\pm$ 0.007	350.35 $\pm$ 2.84

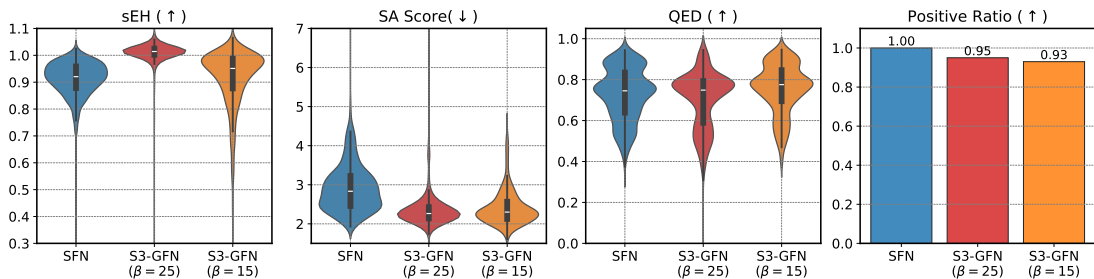


Figure 8. **Comparisons over  $\beta$ .** S3-GFN with  $\beta = 15$  tends to more diverse compared to S3-GFN with  $\beta = 25$ .

We also provide examples of retrosynthesis results from AiZynthFinder for Top-2 candidates in Figure 9. These results show that molecules generated using S3-GFN have high chances of having valid synthesis routes under given conditions (with given 105 reaction templates and Enamine Stock building blocks) and AiZynthFinder.



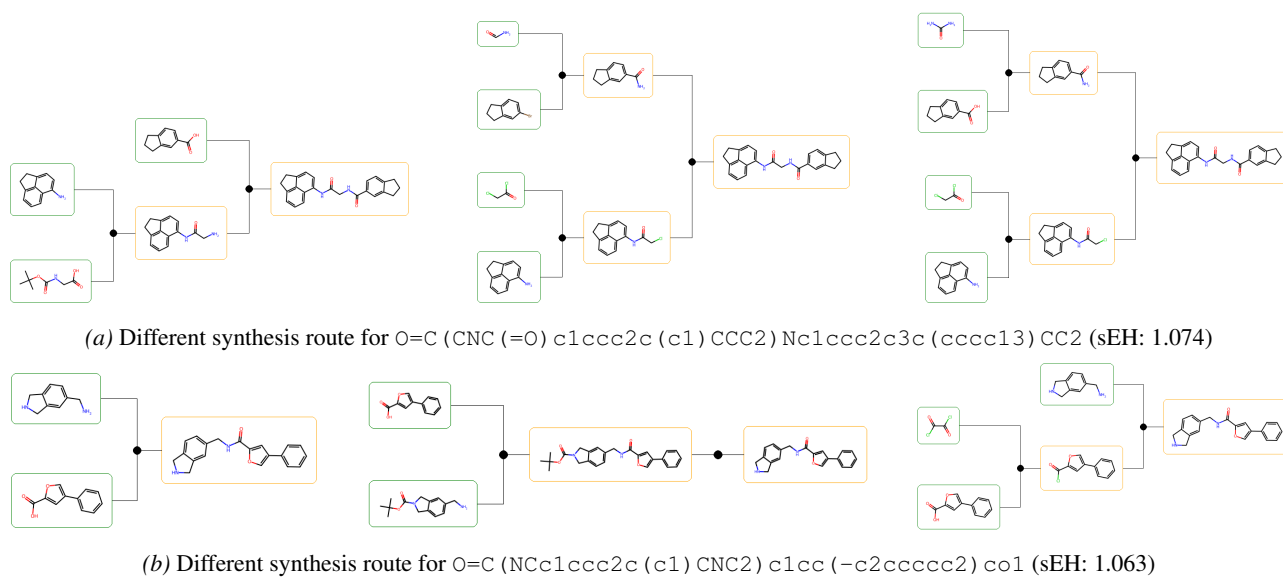


Figure 9. AiZynthFinder results on Top-2 candidates in Figure 4.

### C.3. Generated Top-1 candidates on SBDD

The top 1 generated molecules for different protein targets are visualized in Figure 10.

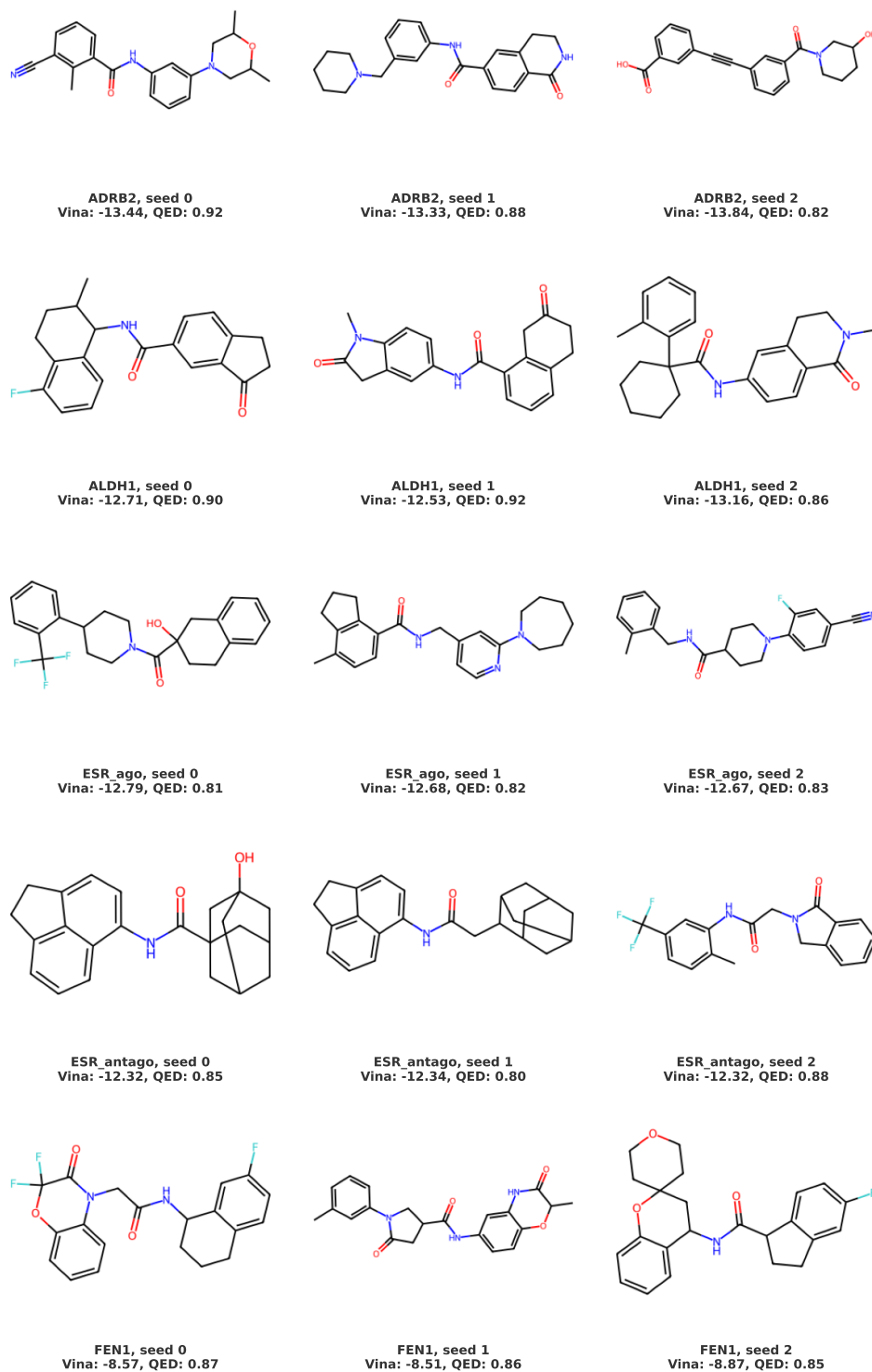


Figure 10. Examples of generated positive molecules by S3-GFN. We visualize the best candidate based on the vina score over all seeds.

#### C.4. Sample-efficient benchmark

Figure 11 shows the performance of the different models on GSK3 $\beta$  and DRD2 tasks.

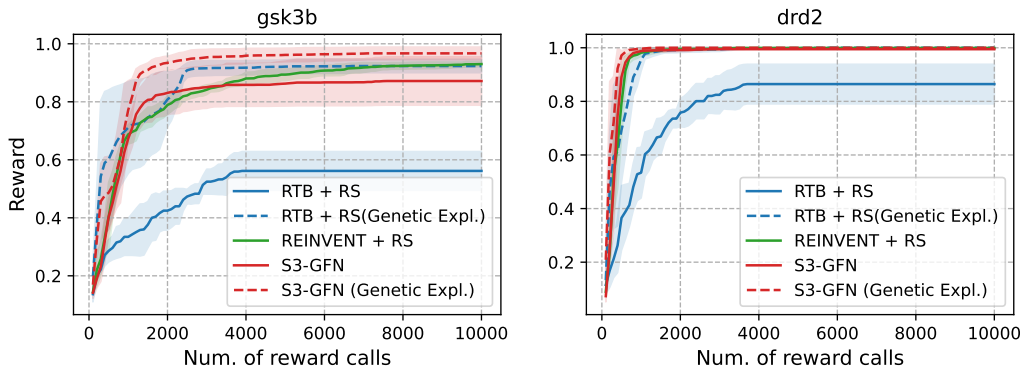


Figure 11. **Top-10 optimization curve on GSK3 $\beta$  and DRD2.** Average reward of Top-10 molecules generated by different models.

We extend the analysis to other oracles in the PMO benchmark as shown in Table 7. The area under the curve (AUC) of top-10 generated molecules during the optimization of S3-GFN are compared to baseline models GraphGA-ReaSyn (Lee et al., 2026) and SynGA (Lo et al., 2025) in addition to Table 4. The results show that even though GraphGA-ReaSyn and SynGA have the best performance in some of the tasks, S3-GFN has the best overall performance which supports our conclusions.

Table 7. **AUC Top-10 for different Oracles.** We provide full results of Table 4.  $\dagger$  means the results are taken from their original work. Best scores are shown in **bold**.

Oracle	Graph GA ReaSyn $^\dagger$	SynGA $^\dagger$	S3-GFN	S3-GFN (Genetic Expl.)
Albu. Sim.	-	0.649 $\pm$ 0.058	0.603 $\pm$ 0.016	<b>0.793 <math>\pm</math> 0.007</b>
Amlo. MPO	<b>0.678</b>	0.573 $\pm$ 0.019	0.552 $\pm$ 0.005	0.580 $\pm$ 0.010
Cele. Redisc.	<b>0.754</b>	0.494 $\pm$ 0.063	0.465 $\pm$ 0.009	0.549 $\pm$ 0.046
Deco Hop	-	0.629 $\pm$ 0.014	0.597 $\pm$ 0.001	<b>0.780 <math>\pm</math> 0.081</b>
DRD2	0.973	0.976 $\pm$ 0.006	0.963 $\pm$ 0.004	<b>0.979 <math>\pm</math> 0.005</b>
Fexo. MPO	<b>0.788</b>	0.773 $\pm$ 0.018	0.702 $\pm$ 0.003	0.744 $\pm$ 0.008
GSK3 $\beta$	0.851	0.866 $\pm$ 0.072	0.807 $\pm$ 0.073	<b>0.905 <math>\pm</math> 0.031</b>
Isom. C7H8.	-	0.840 $\pm$ 0.016	0.911 $\pm$ 0.035	<b>0.959 <math>\pm</math> 0.008</b>
Isom. C9H10.	-	0.707 $\pm$ 0.040	<b>0.812 <math>\pm</math> 0.011</b>	0.809 $\pm$ 0.012
JNK3	0.741	0.683 $\pm$ 0.132	<b>0.824 <math>\pm</math> 0.018</b>	0.797 $\pm$ 0.027
Median 1	<b>0.293</b>	0.254 $\pm$ 0.017	0.245 $\pm$ 0.015	0.285 $\pm$ 0.002
Median 2	0.259	0.226 $\pm$ 0.009	0.215 $\pm$ 0.001	<b>0.262 <math>\pm</math> 0.015</b>
Mest. Sim.	-	<b>0.480 <math>\pm</math> 0.008</b>	0.394 $\pm$ 0.001	0.451 $\pm$ 0.013
Osim. MPO	0.820	0.820 $\pm$ 0.003	0.801 $\pm$ 0.003	<b>0.827 <math>\pm</math> 0.005</b>
Peri. MPO	<b>0.560</b>	0.556 $\pm$ 0.032	0.480 $\pm$ 0.005	0.513 $\pm$ 0.012
QED	-	0.938 $\pm$ 0.001	0.941 $\pm$ 0.000	<b>0.942 <math>\pm</math> 0.000</b>
Rano. MPO	0.742	<b>0.802 <math>\pm</math> 0.009</b>	0.223 $\pm$ 0.315	0.754 $\pm$ 0.021
Scaffold Hop	-	0.532 $\pm$ 0.014	0.485 $\pm$ 0.003	<b>0.561 <math>\pm</math> 0.028</b>
Sita. MPO	0.342	0.348 $\pm$ 0.022	0.444 $\pm$ 0.026	<b>0.451 <math>\pm</math> 0.057</b>
Thio. Redisc.	-	0.433 $\pm$ 0.033	0.431 $\pm$ 0.009	<b>0.503 <math>\pm</math> 0.018</b>
Trog. Redisc.	-	<b>0.322 <math>\pm</math> 0.013</b>	0.297 $\pm$ 0.018	0.304 $\pm$ 0.005
Zale. MPO	0.492	0.465 $\pm$ 0.017	0.494 $\pm$ 0.010	<b>0.507 <math>\pm</math> 0.007</b>
Sum	-	13.366	12.686	<b>14.255</b>

Additionally, we explored the performance of S3-GFN when trained with mutated negative samples across different oracles as shown in Table 8. The implementation of mutation is described in detail in Section B.1.

Table 8. Comparing S3-GFN with and without mutated negative samples. Mean and standard deviation of AUC Top-10 are reported over different Oracles. † means the results are taken from their original work. Best scores are shown in **bold**.

Oracle	w/ $x_{\text{mut}}^-$	w/o $x_{\text{mut}}^-$
Albu. Sim.	0.793 $\pm$ 0.007	<b>0.844 <math>\pm</math> 0.032</b>
Amlo. MPO	<b>0.580 <math>\pm</math> 0.010</b>	0.567 $\pm$ 0.002
Cele. Redisc.	<b>0.549 <math>\pm</math> 0.046</b>	0.523 $\pm$ 0.015
Deco Hop	<b>0.780 <math>\pm</math> 0.081</b>	0.757 $\pm$ 0.094
DRD2	<b>0.979 <math>\pm</math> 0.005</b>	0.976 $\pm$ 0.003
Fexo. MPO	0.744 $\pm$ 0.008	<b>0.745 <math>\pm</math> 0.010</b>
GSK3 $\beta$	<b>0.905 <math>\pm</math> 0.031</b>	0.886 $\pm$ 0.011
Isom. C7H8.	<b>0.959 <math>\pm</math> 0.008</b>	0.954 $\pm$ 0.016
Isom. C9H10.	0.809 $\pm$ 0.012	<b>0.844 <math>\pm</math> 0.018</b>
JNK3	0.797 $\pm$ 0.027	<b>0.885 <math>\pm</math> 0.012</b>
Median 1	<b>0.285 <math>\pm</math> 0.002</b>	0.280 $\pm$ 0.015
Median 2	<b>0.262 <math>\pm</math> 0.015</b>	0.258 $\pm$ 0.004
Mest. Sim.	0.451 $\pm$ 0.013	<b>0.453 <math>\pm</math> 0.015</b>
Osim. MPO	<b>0.827 <math>\pm</math> 0.005</b>	0.826 $\pm$ 0.006
Peri. MPO	0.513 $\pm$ 0.012	<b>0.519 <math>\pm</math> 0.021</b>
QED	0.942 $\pm$ 0.000	0.942 $\pm$ 0.000
Rano. MPO	<b>0.754 <math>\pm</math> 0.012</b>	0.723 $\pm$ 0.026
Scaffold Hop	0.561 $\pm$ 0.028	<b>0.565 <math>\pm</math> 0.031</b>
Sita. MPO	<b>0.451 <math>\pm</math> 0.057</b>	0.402 $\pm$ 0.023
Thio. Redisc.	<b>0.503 <math>\pm</math> 0.018</b>	0.490 $\pm$ 0.016
Trog. Redisc.	0.304 $\pm$ 0.005	<b>0.308 <math>\pm</math> 0.003</b>
Zale. MPO	0.507 $\pm$ 0.007	0.507 $\pm$ 0.007
Sum	14.255	14.254