

# BASS ♪: Benchmarking Audio LMs for Musical Structure and Semantic Reasoning

Min Jang<sup>1,♠</sup>, Orevaoghene Ahia<sup>1,♠</sup>, Nazif Tamer<sup>1</sup>

Sachin Kumar<sup>2</sup>, Yulia Tsvetkov<sup>1</sup>, Noah A. Smith<sup>1,3</sup>

<sup>1</sup>University of Washington, <sup>2</sup>The Ohio State University, <sup>3</sup>Allen Institute for AI

♠Denotes equal contribution

## Abstract

Music understanding is a complex task that often requires reasoning over both structural and semantic elements of audio. We introduce BASS, designed to evaluate music understanding and reasoning in audio language models across four broad categories: structural segmentation, lyric transcription, musicological analysis, and artist collaboration. BASS comprises 2658 questions spanning 12 tasks, 1993 unique songs and covering over 138 hours of music from a wide range of genres and tracks, crafted to assess musicological knowledge and reasoning in real-world scenarios. We evaluate 14 open-source and frontier multimodal LMs, finding that even state-of-the-art models struggle on higher-level reasoning tasks such as structural segmentation and artist collaboration, while performing best on lyric transcription. Our analysis reveals that current models leverage linguistic priors effectively but remain limited in reasoning over musical structure, vocal, and musicological attributes. BASS provides an evaluation framework with widespread applications in music recommendation and search and has the potential to guide the development of audio LMs. <sup>1</sup>

## 1 Introduction

There has been significant progress in developing audio language models capable of understanding and reasoning across diverse audio domains, including speech, environmental sounds, and music (Goel et al., 2025; Ghosh et al., 2025b; Gemini Team et al., 2023; KimiTeam et al., 2025; Xu et al., 2025; Xie et al., 2025; Wijngaard et al., 2025). Music is particularly challenging due to its rich layered structure, encompassing harmony, rhythm, form, features often absent in simpler audio domains. Accurate music understanding capabilities

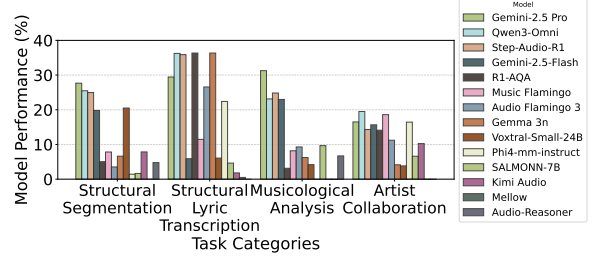


Figure 1: Average performance of audio LMs across all task categories in BASS (the upper bound is 100% in each case). Top-performing models achieve their highest scores on lyric transcription and their lowest on artist collaboration tasks.

could benefit listeners, scholars, performers, producers, composers, and media companies by enabling open-ended, natural-language interactions with the content in individual music samples or large-scale collections.

Existing benchmarks mostly focus on music captioning or lyrics captioning (Manco et al., 2023; Agostinelli et al., 2023) or cover broad audio domains, including but not specializing in music (Ahia et al., 2025; Sakshi et al., 2025; Kumar et al., 2025; Ma et al., 2025b; Huang et al., 2025) and hence fail to evaluate deep musical reasoning across diverse contexts. MuChoMusic (Weck et al., 2024) addresses some of these gaps but relies entirely on captioning datasets (Manco et al., 2023; Agostinelli et al., 2023), uses mostly short songs (~2 minutes), and lacks tasks requiring long-term structure or hierarchical reasoning.

We present BASS, a benchmark that solely evaluates music understanding and reasoning in audio LMs across 12 tasks under four broad categories: structural segmentation, lyric transcription, musicological analysis, and artist collaboration. Our task selection process is guided by practical use cases of LMs to answer real-world music-related questions most naturally posed in language. Structural segmentation includes tasks that require identifying

<sup>1</sup>Correspondence: minjang, oahia@cs.washington.edu  
Website: <https://minjang10.github.io/bass-website/>  
Code: [https://github.com/minjang10/bass\\_music\\_benchmark](https://github.com/minjang10/bass_music_benchmark)  
Data: [https://huggingface.co/datasets/oreva/bass\\_music\\_benchmark](https://huggingface.co/datasets/oreva/bass_music_benchmark)

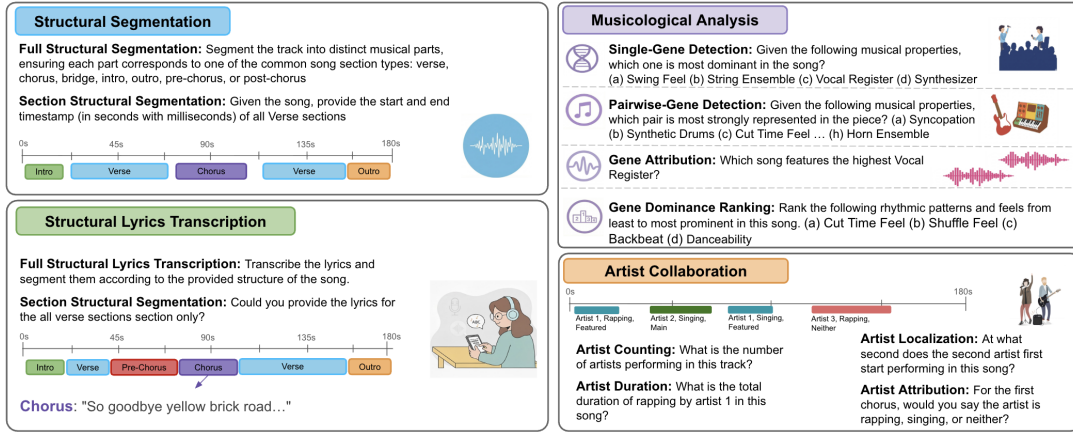


Figure 2: Overview of the tasks included in BASS Benchmark, designed to evaluate audio LMs on musical understanding requiring long-term structure or hierarchical reasoning. It contains twelve tasks across four categories: structural segmentation, structural lyrics transcription, musicological analysis, and artist collaboration.

and localizing musical sections within a recording. Lyric transcription evaluates a model’s ability to transcribe song lyrics at varying granularity levels. Musicological analysis focuses on identifying and reasoning about abstract musicological attributes. Artist collaboration includes tasks that require identifying, attributing, and temporally localizing multiple vocalists within a song, often involving fine grained temporal reasoning.

Using BASS, we evaluated 14 open-source and frontier multimodal LMs §3. Our results indicate that even frontier models such as Gemini 2.5 Pro and strong open-source models like Qwen3-Omni struggle substantially on several tasks. As shown in Figure 1, top performing models achieve their best results on lyric transcription and perform worst on artist collaboration tasks. We conduct an in-depth analysis of model performance across all tasks and our results suggest that current audio LMs are much stronger on tasks where they can leverage linguistic priors, but remain limited in higher level reasoning over musical structure, vocal style, and multi-artist profiles. BASS provides a challenging testbed for evaluating music understanding and reasoning in audio LMs, highlighting their current strengths and their limitations. We will publicly release the dataset alongside all evaluation code associated with the benchmark upon acceptance.

## 2 BASS Benchmark

BASS is designed to evaluate music understanding and reasoning in AI systems. It consists of 2,658 question-answer pairs across 12 diverse tasks under four broad categories: a) structural segmentation

b) lyric transcription, c) musicological analysis, and d) artist collaboration. Unlike prior music benchmarks such as Weck et al. (2024), which primarily evaluate models using multiple-choice questions with four distractor options, BASS incorporates both open-ended and multiple-choice questions, with distractor options increased to eight choices in some cases, reducing the likelihood of models solving tasks by guessing and enables evaluation of deeper musical reasoning. All music recordings across every task were sourced from YouTube.<sup>2</sup> Each sample was manually verified to confirm song accuracy and ensure high audio fidelity. The average duration of audio clips in the dataset is 4.16 minutes, spanning a range of 49.06 seconds to 19.44 minutes. Table 4 in the Appendix provides detailed statistics for BASS, and below we describe the rigorous annotation procedure for each task in depth.

### 2.1 Structural Segmentation

Structural segmentation, well researched in the field of music information retrieval, requires musical knowledge and understanding of key structural sections in musical audio (Paulus et al., 2010; Ehmann et al., 2011). Given a music recording, the objective is to identify important structural elements and temporally segment the recording according to these elements. This capability is essential in consumer applications; streaming platforms like Spotify use structural information to improve recommendations, playlisting, and highlight ex-

<sup>2</sup>Due to licensing restrictions, we will provide YouTube links to the tracks rather than distributing the audio directly, allowing legal access while respecting copyright.

traction (Montecchio et al., 2020; Music Tomorrow, 2025; Choi et al., 2016). Within this category, we include two tasks: **full** and **section** structural segmentation. We source data for this task from Harmonix Set (Nieto et al., 2019), a dataset with structural annotations for pop songs. Originally, it contained 61 structural section labels, with 5 very common sections (Intro, Verse, Chorus, Bridge, or Outro) and a long tail of 56 sections.

**Full Structural Segmentation (FSS)** requires the models to segment the entire song into its major sections and return start–end timestamps for each.

**Section Structural Segmentation (SSS)** targets a single section type per song (e.g., chorus), and either returns timestamps for all occurrences of that section type (note that sections often repeat) or returns a specific section (e.g., second Chorus) in the recording.

## 2.2 Structural Lyric Transcription

Structural lyric transcription extends standard lyric transcription (Wang et al., 2022; Mesaros and Virtanen, 2008) by requiring models to transcribe lyrics within each structural section of a song. We use Genius<sup>3</sup> Lyrics due to its collaborative annotation process, where transcriptions and segmentations of popular tracks are refined by hundreds of contributors, ensuring higher reliability. This task is more challenging than structural segmentation alone, as models must both segment the song and correctly align generated lyrics to each section. Successful performance enables applications such as content indexing, music recommendation, and more reliable automated, and localized, lyric transcription. Within the structural lyric transcription category, we again have **Full** and **Section** variants.

**Full Structural Lyrics Transcription (FSLT)**: the model is tasked with transcribing the lyrics of each section in a song, using as the gold-standard reference lyrics that were crawled from Genius Lyrics that contain common sections (Intro, Verse, Chorus, Bridge, Outro). We also include additional sections, such as Pre-Chorus and Post-Chorus, which frequently appear. To reduce ambiguity, each question is templated: all relevant sections are listed in the prompt, and the model is asked to generate the corresponding lyrics for each section.

**Section Structural Lyrics Transcription (SSLT)**: the model is tasked with transcribing the

lyrics of a specific section (e.g., Bridge). The task includes two types of questions: all section-level SSLT and single section-level SSLT. For all section-level SSLT, the model is given a section name and must transcribe all instances of that section in the song. For single section-level SSLT, a specific instance is provided (e.g., the second verse), and the model must transcribe only that instance.

## 2.3 Musicological Analysis

Musicological analysis examines the structural and expressive elements of music—rhythm, harmony, melody, timbre, vocals, and lyrics—which provide explainable foundations for other common tasks like music classification and recommendation (Castelluccio, 2006; Oramas et al., 2025). In this benchmark, we evaluate how well audio language models can identify musicological attributes referred to as *genes*: specific, measurable attributes of songs such as the prevalence of drum use, electric guitar distortion, sad lyrics, or emphasis on rhythmic groove.

We derive these genes from the MGPHot dataset (Oramas et al., 2025), which comprises 58 musical attributes organized into seven categories: rhythm, instrumentation, sonority, harmony, compositional focus, vocals, and lyrics. These attributes were annotated by professional musicologists as part of the Music Genome Project (Castelluccio, 2006) and cover 21,320 songs that appeared on the Billboard Hot 100 at least once between 1958 and 2022. Musicologists rated the dominance of each gene on a 0–5 scale which was then translated to a 0.0–1.0 scale, where 1.0 indicates high dominance and 0.0 indicates absence. Using these professional annotations, we curated four challenging tasks for audio LMs: (a) **Single-Gene Detection**, (b) **Pairwise-Gene Detection**, (c) **Gene Attribution**, and (d) **Gene Dominance Ranking**.

**Single-Gene Detection (SGD)**: the model is tasked to identify the most dominant musicological attribute in a given recording from four options, given each gene’s name and description. Questions are constructed from songs where the gene is strongly expressed ( $\geq 0.6$ ). Distractors are chosen from attributes with values positively correlated with the ground truth but negatively correlated with each other to avoid overly similar options within the same gene category (e.g., "Synthesizer" and "Synth Timbre").

**Pairwise-Gene Detection (PGD)**: requires an

<sup>3</sup><https://genius.com/>

audio LM to select the pair of musicological attributes most prominently expressed in a given recording, given eight musicological attributes and their descriptions. This task is more challenging than SGD, as ground-truth pairs are drawn from attributes that are typically negatively correlated e.g. (Acoustic Guitar and Synthetic Sonority), yet questions are based on songs where both attributes are strongly expressed. Distractors are selected from genes positively correlated with at least one ground-truth attribute but negatively correlated with all other distractors.

**Gene Attribution (GA)** moves beyond single-song analysis to evaluating musicological attributes across four recordings. The model is given a musicological attribute and its description and must select which of four recordings expresses this attribute most prominently. Eligible questions require the ground-truth song to have a musicological attribute value greater than 0.8, while distractor songs must have values below 0.5 to ensure sufficient contrast. The models are provided with a single audio input, which contains each song concatenated with 5 seconds of silence between each song. The model is expected to output the index of the recording in which the attribute is most prominently expressed (1 for the first recording, 2 for the second, etc.) Evaluation is done by measuring accuracy over the four-way choice task.

In **Gene Dominance Ranking (GDR)**, the model is given four musicological attributes for each song and must rank them in ascending order based on their prominence. To avoid ambiguity, the attribute values for each song are designed to be uniformly spaced. The models must produce the rankings in the exact correct order to be considered correct. No credit is given for partially correct outputs.

## 2.4 Artist Collaboration

Several studies have analyzed the musical characteristics of collaborative songs (Duinker, 2021; Komaniecki, 2017; Duguay, 2022), but none have analysed how effectively audio LMs understand these properties. In popular music, songs often feature multiple vocalists, such as a main and a featured artist, or are performed by bands with several members. We design this task to evaluate how well audio LMs can understand and reason about artist roles (main or featured), vocal delivery types (rap or singing), and their temporal distribution across different formal sections of a song (e.g., introduction, verse, chorus). This includes

the model’s ability to localize when each artist or vocal delivery type occurs throughout the track.

Questions and ground truth were curated from fine-grained timed annotations in the Collaborative Song Dataset (CoSoD; Duguay et al., 2023), which includes 331 multi-artist songs annotated with formal structure and vocal production features like layering, panning, and delivery type. We designed these tasks to evaluate core dimensions of artist behavior and vocal performance—specifically, artist presence, timing, vocal style, and section-specific artist roles. They capture the most relevant dimensions for analyzing artist contributions in collaborative music, which can support real-world applications such as music recommendation, and automatic metadata generation. Within this category, there are four tasks, discussed in turn.

**Artist Counting** consists of five subtasks. *Standard artist counting* asks the model to report the total number of artists credited in a song, regardless of their role or level of contribution, including both primary and featured artists. *Featured artist counting* focuses on songs with more than two featured artists and asks the model to report the total number of featured artists on the track. Featured artists are additional performers who contribute to the song but are not the primary lead artist. *Vocal delivery counting* requires the model to count the number of artists performing with a specific vocal delivery style, (rap, singing) in a single recording. *Section artist counting* involves counting artists within a specific section of a song (e.g., introduction, verse, chorus) or across multiple sections, including negative cases such as empty or nonexistent sections. *Temporal artist counting* asks for the number of artists within a given time range or across multiple timestamps, including out-of-bounds intervals where the count is zero. For each of the artist counting subtasks, the model is expected to output the exact number of artists, and performance is evaluated using exact-match accuracy between the model’s output and the ground-truth count.

**Artist Duration** includes four subtasks. *Target artist duration* requires the model to report the total duration a specific artist performs in the song, measured in seconds. The artist is identified by their order of appearance rather than by name, to ensure fairness for models that may not have prior exposure to the song. *Vocal delivery duration* asks the model to report the total time, in seconds, during which a specific vocal delivery type (e.g., rap, singing) occurs in the song, regardless of which



artist performs it. Artist delivery duration combines the previous two subtasks, requiring the model to report the total time, in seconds, that a specific artist performs using a specific vocal delivery style (e.g., rap, singing). Finally, *Section duration* tasks the model with estimating the total duration, in seconds, of a particular section type (e.g., all verse sections). Evaluation is done using exact-match accuracy, where the model’s output must match the ground-truth duration within a tolerance of  $\pm 3$  seconds.

**Artist Localization** requires the model to provide the start timestamp, in seconds, of when a specific artist first appears in the song. The specific artist is identified by their order of appearance in the song. A 3 second time window from the ground truth timestamp is used to evaluate each model’s output. Evaluation is done using exact-match accuracy, where the model’s output is considered correct if it falls within a  $\pm 3$  second window of the ground-truth timestamp.

**Artist Attribution** includes four subtasks. *Vocal style comparison* asks the model to determine whether the vocal styles of different artists within the same song are the same or different. For example, the task might ask whether the first and second artists in the song are both rapping. *Sectional vocal style* requires identifying whether an artist in a specific section is singing, rapping, or neither. *Sectional artist role* tasks the model with determining an artist’s role (main, featured, or neither) within a section. For example, the model might be asked whether a particular artist is the main performer or a featured artist in the chorus. Finally, *Temporal vocal style* asks the model to identify the vocal style of an artist within a given start and end timestamp. Evaluation for all artist attribution tasks is done using exact-match accuracy.

### 3 Experimental Setup

**Models** We benchmark a wide range of audio LMs. Among open-source models, we include Qwen3-Omni (Xu et al., 2025), Audio Flamingo 3 (Goel et al., 2025), Music Flamingo (Ghosh et al., 2025a), Step-Audio-R1 (Tian et al., 2025), R1-AQA (Li et al., 2025), Audio Reasoner (Xie et al., 2025), Phi 4 Multimodal Instruct (Microsoft et al., 2025), Voxtral (Liu et al., 2025), SALMONN-7B (Tang et al., 2024), Mellow (Deshmukh et al., 2025), Kimi-Audio (KimiTeam et al., 2025), and Gemma 3 (Gemma Team et al., 2025). The closed-

source models include Gemini 2.5 Pro, Gemini 2.5 Flash (with thinking), and Gemini 2.5 Flash (without thinking) (Gemini Team et al., 2023).<sup>4</sup>

**Evaluation Strategy** In all our experiments, audio LMs receive a text prompt (instruction) and an audio file as input and produce text as output. For each task, the authors handcraft 10 natural language prompts that are paraphrases of each other, meaning they all ask the same underlying question in slightly different ways. Across the audio samples for each task, we maintain a balanced mixture of these paraphrases to promote diversity. To ensure models truly process the audio and avoid relying on shortcuts, we evaluate all tasks using free-form generation, except for Musicological Analysis questions, in which we use a multiple-choice format as explained in §2.3. The performance on multiple-choice questions is determined using majority voting over four runs.

**Metrics** For Structural Lyric Transcription, we use word error rate (WER). For questions involving multiple sections, reference and predicted sections are optimally matched, and the final WER is the average across all sections. For Structural Segmentation, performance is measured using intersection over union (IoU), where an overlap counts as an intersection only if the predicted section labels match the reference. For all other tasks, we use exact match accuracy (EMA). For questions requiring timestamps or durations, predictions within a 3-second offset are considered correct.

Aggregating the metrics across tasks poses two challenges. First, metrics differ in their direction of optimality: WER is minimized, while EMA is maximized. Furthermore, WER is unbounded.<sup>5</sup> Second, while EMA lies between 0.0 and 1.0, naively averaging EMAs across different tasks is invalid due to the tasks having different random chance accuracy. Hence, we invert WER so that higher scores corresponds to better performance,  $IWER = \frac{1}{1+WER}$ , bounding the score between 0.0 and 1.0. To address the second issue, we normalize EMA to represent models’ improvement over random guessing. Specifically, we report

<sup>4</sup>We do not evaluate OpenAI models due to cost limitations; in fact, processing audio with these models is roughly 16 times more expensive than using Gemini 2.5 Pro.

<sup>5</sup>Although WER for standard ASR tasks tend to be between 0.0 and 1.0, because musical recordings are long-form audio and contain much more background noise, we found that many models achieved a WER much higher than 1.0, particularly due to excessive insertions, making WER unbounded.

Model	Size	Musicalogical Analysis				Structural Segmentation		Artist Collaboration				Lyrics Transcription		Average
		SGD	PGD	GDR	GA	Full	Section	Counting	Duration	Localization	Attribution	Full	Section	
Gemini-2.5 Pro	-	<b>64.98</b>	10.40	17.80	31.90	<b>32.34</b>	<b>22.98</b>	25.77	8.25	3.12	28.84	<b>42.63</b>	29.45	<b>26.54</b>
Step-Audio-R1	33B	43.88	8.89	14.62	<b>31.91</b>	32.19	17.73	19.34	6.42	<b>7.81</b>	23.74	21.86	35.89	22.24
Qwen3-Omni	30B	47.86	1.27	11.51	31.87	28.88	22.07	18.54	<b>9.78</b>	9.38	<b>40.32</b>	25.53	<b>36.25</b>	23.61
Gemini-2.5-Flash	-	43.48	4.06	<b>20.90</b>	23.50	24.47	15.15	20.40	7.66	3.12	31.44	5.13	5.89	17.10
Music Flamingo	8B	32.34	4.07	-4.34	0.67	13.07	2.59	33.54	4.27	4.69	31.88	15.72	11.47	12.50
R1-AQA	8.2B	12.04	-2.98	-4.35	7.87	5.91	4.16	<b>35.03</b>	0.92	0.00	20.51	40.05	36.35	12.96
Audio Flamingo 3	8B	25.60	8.01	-4.34	7.87	7.03	0.01	21.92	1.84	0.00	21.13	17.59	26.57	11.10
Gemma 3	5B	13.63	3.30	-1.19	9.22	8.92	4.35	12.25	0.30	1.56	2.47	40.05	36.35	10.93
Voxtral-Small	24B	16.82	5.42	5.15	-10.67	32.16	8.84	9.09	2.76	0.00	3.42	26.45	6.08	8.79
SALMONN-7B	7B	0.50	<b>37.26</b>	-4.03	4.93	3.18	0.12	27.32	0.61	0.00	-1.48	11.61	4.63	7.05
Phi4-mm-instruct	5.5B	-4.96	1.27	5.15	-4.93	2.71	0.16	23.59	3.66	0.00	38.51	4.99	22.45	7.71
Audio-Reasoner	8.4B	11.64	5.37	1.98	7.80	6.63	2.90	18.47	3.06	0.00	-59.03	2.46	0.00	0.00
Kimi Audio	7B	16.82	0.55	-4.35	-33.33	13.06	2.64	19.12	0.92	0.00	20.96	5.17	1.80	3.61
Mellow	167M	-32.94	-3.70	-4.35	-33.33	0.00	0.00	0.00	2.14	0.00	-62.50	53.50	0.55	-6.72

Table 1: Normalized performance of evaluated models on BASS across musicological analysis (Single-Gene Detection—SGD, Pairwise-Gene Detection—PGD, Gene Dominance Ranking—GDR, and Gene Attribution-GA) , structural segmentation, artist collaboration, and lyrics transcription tasks. Each score upper bound is 100% and bold values highlight the highest value per task. The normalization procedure is described in §3. The raw scores are provided in Table 6 in the Appendix.

$EMA_N = \frac{EMA-R}{1-R}$  where  $R$  is random guessing accuracy. This gives an upper bound of 1.0 (but  $EMA_N$  can be negative if a system performs worse than random guessing on average). All our results are reported in percentages (%).

## 4 Results and Discussion

**Benchmarking Results** In Table 1, we present results containing normalized scores across all tasks in BASS for all models. The raw scores are provided in Table 6 in the Appendix. On average, performance across all models remains below 30%; the best is Gemini-2.5 Pro at 26.54% and Qwen3-Omni following closely at 23.61% and Step-Audio-R1 at 22.24% . Notably, all of these models are trained with hybrid thinking modes, and these evaluations were conducted with thinking enabled. Overall, models perform best at lyric transcription, while artist collaboration tasks prove to be the most challenging. The performance gap suggests that current audio LMs are stronger on tasks where they can leverage linguistic priors, but are limited in higher level quantitative and temporal reasoning over musical structure, vocal style, and multi-artist profiles.

Below, we present a detailed discussion of our results, framed around the research questions that guided our study. Specifically, we examine how audio LMs understand and reason about musical structure and lyrics, how they handle artist roles and vocal styles, and how their performance varies across different genres.

**How well do audio LMs understand and reason about musical structure?** On structural tasks like structural segmentation and lyrics transcrip-

tion, we observe that models often perform better when the task requires temporal localization across full songs rather than isolated sections. We suspect that reasoning sequentially over earlier sections allows models to use contextual cues from preceding segments to better identify later sections. However, even when models perform temporal localization across full songs (see Figure 11), they frequently get confused between acoustically similar sections, such as verses and choruses. We speculate that this confusion is due to audio LMs not being explicitly trained to understand musical structure across long contexts. This is evident in our analysis of model performance across different song sections (see Figure 3), where models are generally more capable of localizing content in sections that occur earlier in the song, such as intros and first verses than later sections such as bridges and outros.

### Does providing an ASR transcript improve audio LMs’ structural lyric transcription?

General-purpose automatic speech recognition models (Radford et al., 2023) show strong generalization to automatic lyric transcription (Wang et al., 2023; Zhuo et al., 2023; Ou et al., 2022; Cífka et al., 2024; Radford et al., 2023). However, they also note some errors in the transcriptions. This motivates us to explore cascaded approaches to structural lyric transcription. Combining linguistic cues from the transcript with acoustic information from the audio could help the model determine section boundaries and align lyrics more accurately. We first use Whisper to transcribe the song and then feed the resulting transcript, alongside the audio, back into the audio LM as a guide to perform the structural transcription task As shown in Table 2,

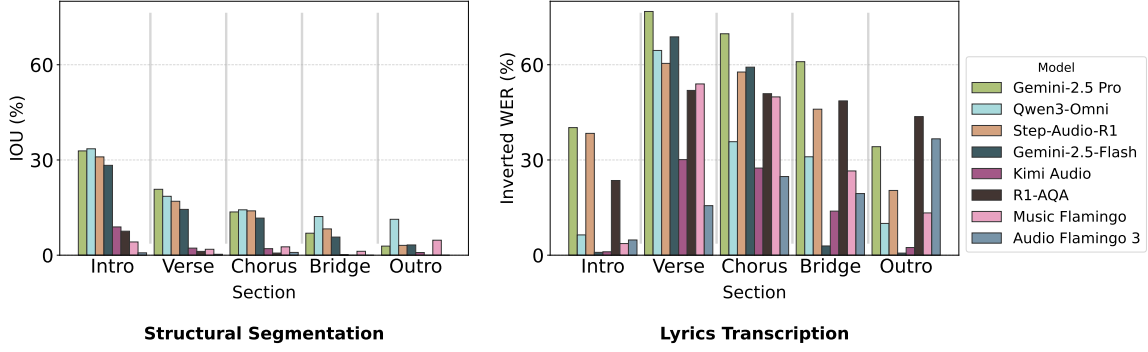


Figure 3: Section-wise performance for Structural Segmentation and Lyric Transcription (higher is better). Segmentation performance declines over time, while transcription performance (IWER) is lowest for the *Intro* compared to *Verse* and *Chorus* sections.

we find that using a cascaded Whisper transcript actually *reduces* audio LMs’ lyrics transcription performance compared to audio-only transcription. We speculate that transcripts can mislead the model and introduce ASR errors, hurting performance on sections that require precise temporal localization.

Setup (IWER $\uparrow$ )	Qwen-3 Omni	Gemini 2.5 Pro	Phi-MM Instr.	Gemma 3n
<b>Full Lyrics Transcription (FLT)</b>				
Cascaded (Whisper+Audio LM)	6.14	13.25	<b>3.02</b>	10.90
Audio LM only	<b>11.38</b>	<b>42.09</b>	0.90	<b>14.45</b>
<b>Section Lyrics Transcription (SLT)</b>				
Cascaded (Whisper+Audio LM)	23.77	29.69	0.72	5.51
Audio LM only	<b>26.54</b>	<b>46.11</b>	0.3	<b>34.11</b>

Table 2: Using a cascaded Whisper transcript reduces audio LMs’ lyrics transcription performance compared to audio-only transcription. (Values reported in inverted WER; higher is better)

### Can audio LMs disentangle artist roles and vocal styles over time in collaborative music?

Collaborative music presents a complex challenge for audio LMs, with models showing lower performance compared to other task categories. Performance is particularly poor for fine-grained localization and quantifying the duration of individual artists’ contributions within a song. This finding aligns with prior work on general purpose audio benchmarks that study temporal localization (Ahia et al., 2025; Kumar et al., 2025; Ma et al., 2025b). We also observe that models are generally better at identifying rapping than singing (Figure 4). This might be due to rapping more closely resembling spoken language, which models are typically trained on.

### How well can audio LMs reason about musical attributes?

Music understanding in-

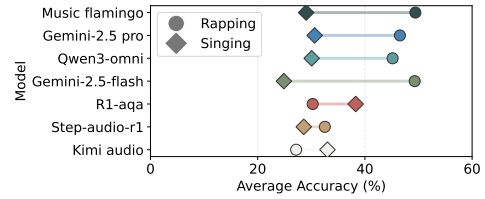


Figure 4: Model accuracy for singing versus rapping vocal styles. Most models identify rapping more accurately than singing.

volves reasoning over a variety of musical attributes present in the audio, from vocals and lyrics to rhythm etc. To assess how well audio LMs capture these properties, we analyze model performance across different musical attributes in Figure 5. Results vary across models and attributes. Gemini-2.5 Pro performs strongest overall, especially on Vocals, Lyrics, and Composition, while Music Flamingo excels mainly in Instrumentation but lags in Harmony. All models evidently struggle with Sonority and Rhythm, suggesting that capturing subtle timbral and temporal nuances remains a key challenge for current audio LMs, consistent with our earlier observations of temporal reasoning difficulties in audio LMs.

### Do audio LMs benefit from source separation for structural and semantic music reasoning?

Music recordings usually contain a mix of vocals, instruments, and background sounds, differing significantly from conventional speech. Previous work has investigated the effects of source separation—isolating individual stems; vocals, bass, drums, and other instruments from a mixed recording—on downstream music understanding tasks (de Berardinis et al., 2020; Xu et al., 2014; Rosner and Kostek, 2018; Agrawal and Karamchandani, 2023; Syed

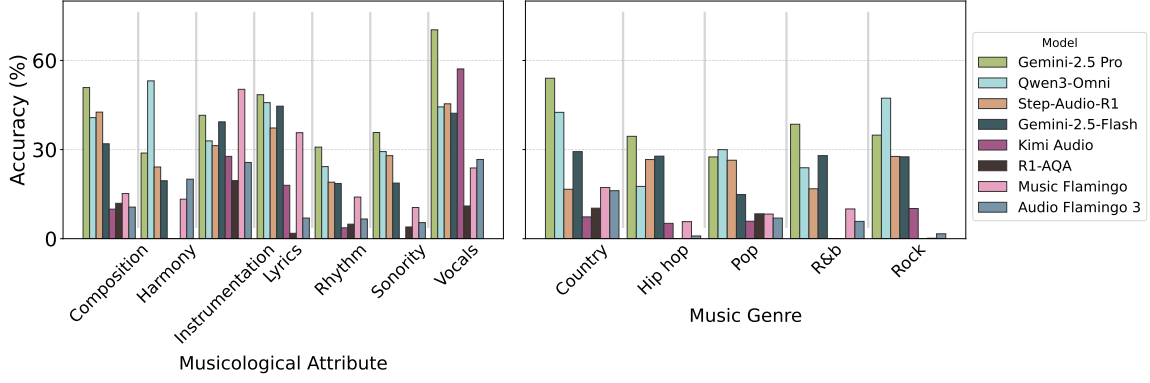


Figure 5: Model performance across musicological attributes and genres in the musicological analysis task. **(Left)** Average performance across specific attributes; while models excel in vocals and lyrics, attributes like rhythm, instrumentation, and sonority remain challenging even for frontier models. **(Right)** Performance breakdown by genre, showing that models generally perform best on Country and Rock while experiencing a noticeable dip on Hip Hop and Pop.

et al., 2025), and consistently reported performance gains when models operate only on vocal stems. We investigate whether the same benefits hold for audio LMs across the tasks in our benchmark.

We use the BS-RoFormer model (Lu et al., 2023) to replace the mixed audio in our benchmark with vocal stems and reevaluate all models using the same configuration. As shown in Figure 6, vocal stems generally degrade performance across tasks to varying degrees. Overall, models perform worse on most tasks, indicating that mixed audio contains richer information and that source separation does not reliably improve performance for reasoning about musical structure and semantics.

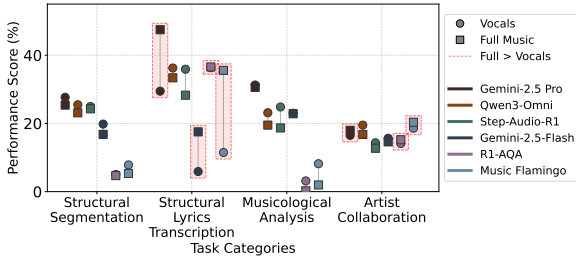


Figure 6: Source separation degrades performance on music understanding tasks. Mixed audio (*squares*) consistently outperform vocal stems (circles) especially in structural lyrics transcription.

**Which musical genres challenge audio LMs the most?** BASS contains recordings across musical genres as displayed in Figure 8. For this analysis, we focus on musicological task and analyze average model performance to understand the most challenging genres for audio LMs. As shown in Figure 5, models perform best on *Country* and *Rock*

but relatively worse on *Pop*. This suggests that widely listened to genres like *Pop* may be under-represented in the training data of current audio LMs.

**Does step-by-step reasoning improve music understanding performance?** Many tasks in BASS require compositional skills and may benefit from step-by-step reasoning. While many audio LMs are not trained with hybrid reasoning modes (i.e., capable of switching between a deeper, step-by-step reasoning mode and a faster, direct response mode), we investigate how such reasoning capabilities impact performance across all tasks in our benchmark. We perform this analysis on Qwen3-Omni.<sup>6</sup> In our experiments, we use vLLM’s reasoning control method<sup>7</sup> to switch Qwen3-Omni between “thinking” and “non-thinking modes”, performing all experiments across three independent seeds.

Our results in Table 3 indicate that enabling “thinking” significantly improved model performance on 6 out of 12 tasks in BASS. We observed the largest performance gains on Artist Attribution (+24.53), Gene Attribution (+17.97), and Section Lyrics Transcription (+13.33), all of which are statistically significant ( $p < 0.001$ ) after Holm-Bonferroni correction. Tasks like Full Lyrical Transcription and (-12.77) and Gene Dominance Ranking (-2.11) show small negative performance deltas where “thinking” degrades performance.

<sup>6</sup>Closed-source models like Gemini Flash also have “Thinking” and non-“Thinking” variants, but it is unclear if these use the same underlying model.

<sup>7</sup>[https://docs.vllm.ai/en/latest/features/reasoning\\_outputs/#server-level-default-chat-template-kwarg](https://docs.vllm.ai/en/latest/features/reasoning_outputs/#server-level-default-chat-template-kwarg)



Task	No Thinking	Thinking	$\Delta$
<b>Artist Collaboration</b>			
Artist Counting	25.04	24.59	-0.46
Artist Duration	4.59	8.97	+4.38
Artist Attribution	11.10	35.63	+24.53
Artist Localization	3.64	7.29	+3.65
<b>Musicological Analysis</b>			
Single-Gene Detection	45.47	46.27	+0.80
Pairwise-Gene Detection	3.30	4.91	+1.61
Gene Dominance Ranking	17.79	15.68	-2.11
Gene Attribution	13.00	30.97	+17.97
<b>Structural Segmentation</b>			
Full Structural Segmentation	24.05	27.19	+3.14
Section Structural Segmentation	15.06	19.84	+4.77
<b>Structural Lyric Transcription</b>			
Full Structural Lyric Transcription	28.08	15.31	-12.77
Section Structural Lyric Transcription	27.86	41.19	+13.33

Table 3: Performance comparison of Qwen3-Omni with and without "thinking". Tasks where enabling "thinking" led to statistically significant improvements ( $p < 0.001$  after Holm-Bonferroni correction across three seeds) are highlighted in green.

**Do Audio LMs struggle to connect memorized metadata to musical audio?** BASS contains musical recordings across genres, particularly popular songs. Given that many recent LMs are trained on large-scale web data, which may include overlapping musical content or metadata, it is important to assess the extent to which model performance reflects memorization rather than audio-based reasoning. To investigate this, we provide models only with the artist name and song title along with the question, omitting the audio. We then compare performance in this text-only condition to performance when the musical audio recording is provided. This analysis is performed on Qwen3-Omni, Gemini, and Gemini Pro, focusing specifically on the artist collaboration, musicological analysis, and structural lyrics transcription tasks. We excluded questions that require timestamp localization, since we do not provide any audio for these evaluations.

Our results in Figure 7 show that providing only the metadata (artist name and song title) surprisingly boosts performance on lyrics transcription tasks compared to providing the audio alone, with Gemini Flash having the largest improvement. While this improvement indicates that models can leverage memorized artist-song associations in the training data, it also highlights the challenges they face when text priors are absent, leaving substantial room for improvement. On other tasks, performance either drops or remains similar to the audio condition. This aligns with our expectations, since these tasks rely more on information present in the

audio than on memorized metadata. It is still a little surprising that, even though the LM component of the audio LM might have seen the lyrics during training, the audio LMs struggles to connect this prior knowledge to the musical audio at inference.

## 5 Related Work

Existing benchmarks that include music-related tasks are broad audio benchmarks designed to evaluate general audio understanding in large audio LMs. Examples include BLAB (Ahia et al., 2025), MMAU (Sakshi et al., 2025), MMAU-Pro (Kumar et al., 2025), MMAR (Ma et al., 2025b), and AIR-Bench (Yang et al., 2024). Music is treated as one of many audio domains in some of them, and the evaluation primarily emphasizes on general acoustic understanding rather than music-specific reasoning. MuChoMusic (Weck et al., 2024) focuses exclusively on musical understanding. It constructs multiple-choice questions using MusicCap and the Song Describing Dataset (SDD) (Manco et al., 2023). However, MusicCaps is limited to 10-second excerpts and SDD to two-minute clips, preventing evaluation of long-range musical structure. CMI-Bench (Ma et al., 2025a) does include open-ended tasks, but it is centered on classical music information retrieval (MIR) tasks and reframes traditional MIR annotations into instruction following formats rather than long-form musical reasoning. MusicQA (Liu et al., 2023) introduced as part of the Music Understanding LLaMA work, provides question answering and captioning capabilities for music, but its task diversity is constrained to general music knowledge and generation rather than comprehensive reasoning across extended music contexts. Our BASS is explicitly designed to evaluate both semantic and structural musical understanding and reasoning over extended temporal contexts.

## 6 Conclusion

In this paper, we introduce BASS, designed to evaluate music understanding and reasoning in AI systems. BASS covers four categories—*Structural Segmentation*, *Lyric Transcription*, *Musicological Analysis*, and *Artist Collaboration*—across 12 tasks requiring both structural and semantic reasoning. We evaluate 14 open-source and frontier audio LMs, including models trained with hybrid thinking, and find that even the best-performing model achieves only 26% average performance. Our anal-

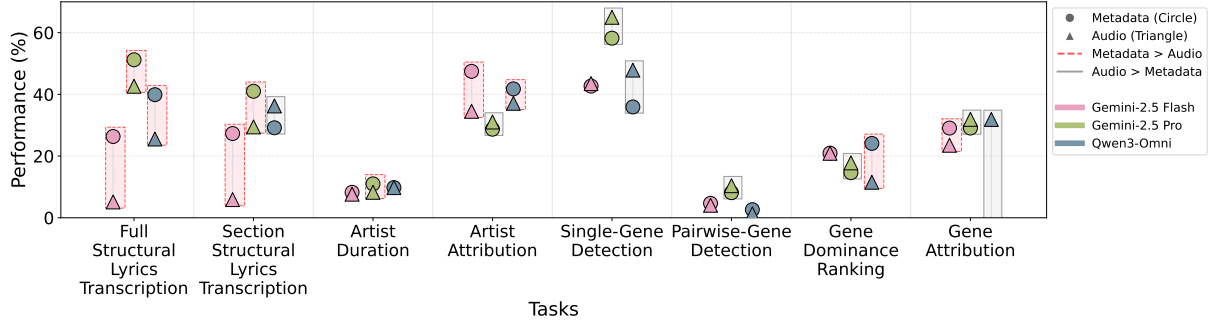


Figure 7: Performance comparison when musical audio is replaced with metadata (artist name and song title). When using only metadata, models achieve higher relative performance on lyrics transcription than on other tasks, suggesting a stronger reliance on memorized artist–song associations in the training data.

ysis shows that state-of-the-art models struggle on higher-level reasoning tasks such as structural segmentation and artist collaboration, while performing relatively better on lyric transcription. BASS highlights model strengths and gaps to guide future development of audio LMs with strong long-form music understanding and reasoning capabilities.

## 7 Limitations

The songs in BASS is predominantly in English or features English-speaking artists. We acknowledge that the scope of this work is centered on English-language content, as many existing audio LLMs are primarily trained on English datasets. The performance of models on this benchmark may not fully generalize to music in multilingual or multicultural settings. We leave this exploration for future work. Our data curation process draws on existing music resources. To ensure quality, we applied rigorous filtering so that all data comes from credible sources and is annotated by professional musicologists.

## Ethical Statement

BASS is sourced from Creative Commons–licensed music resources, with audio obtained from YouTube. Due to licensing restrictions, we do not plan to distribute the music audio files directly. Instead, when we release the dataset, we will provide links to the YouTube urls for each track, allowing users to access the audio legally while respecting copyright. While we have curated the dataset to focus on publicly available content, users should be aware that it contains works from diverse artists ; we encourage responsible and respectful use. To promote transparency and reproducibility, we will make our benchmark

publicly available, along with associated evaluation metrics and the data curation framework, allowing the research community to contribute and build upon our work.

## References

- Andrea Agostinelli, Timo I. Denk, Zalán Borsos, Jesse Engel, Mauro Verzetti, Antoine Caillon, Qingqing Huang, Aren Jansen, Adam Roberts, Marco Tagliasacchi, Matt Sharifi, Neil Zeghidour, and Christian Frank. 2023. [Musictlm: Generating music from text](#). *Preprint*, arXiv:2301.11325.
- Vanshaj Agrawal and Sunil Karamchandani. 2023. [Audio source separation as applied to vocals-accompaniment extraction](#). *e-Prime - Advances in Electrical Engineering, Electronics and Energy*, 5:100254.
- Orevaoghene Ahia, Martijn Bartelds, Kabir Ahuja, Hila Gonen, Valentin Hofmann, Siddhant Arora, Shuyue Stella Li, Vishal Puttagunta, Mofetoluwa Adeyemi, Charishma Buchireddy, Ben Walls, Noah Bennett, Shinji Watanabe, Noah A. Smith, Yulia Tsvetkov, and Sachin Kumar. 2025. [Blab: Brutally long audio bench](#). *Preprint*, arXiv:2505.03054.
- Michael Castelluccio. 2006. The music genome project. *Strategic Finance*.
- Keunwoo Choi, George Fazekas, and Mark Sandler. 2016. [Towards playlist generation algorithms using rnns trained on within-track transitions](#). *Preprint*, arXiv:1606.02096.
- Ondřej Cífka, Hendrik Schreiber, Luke Miner, and Fabian-Robert Stöter. 2024. Lyrics transcription for humans: A readability-aware benchmark. To appear; preprint arXiv:2408.06370.
- Jacopo de Berardinis, Angelo Cangelosi, and Eduardo Coutinho. 2020. The multiple voices of musical emotions: Source separation for improving music emotion recognition models and their interpretability. In

- Proceedings of the 21st International Society for Music Information Retrieval Conference (ISMIR)*, pages 310–317, Montréal, Canada.
- Soham Deshmukh, Satvik Dixit, Rita Singh, and Bhiksha Raj. 2025. [Mellow: a small audio language model for reasoning](#). *Preprint*, arXiv:2503.08540.
- Michèle Duguay, Kate Mancey, and Johanna Devaney. 2023. [Collaborative song dataset \(cosod\): An annotated dataset of multi-artist collaborations in popular music](#). In *Proceedings of the 24th International Society for Music Information Retrieval Conference (ISMIR 2023)*, pages 71–79.
- Michèle Duguay. 2022. Analyzing vocal placement in recorded virtual space. *Music Theory Online*, 28(4):1–?
- Ben Duinker. 2021. [Song form and the mainstreaming of hip-hop music](#). 107:93–135.
- Andreas F Ehmann, Mert Bay, J Stephen Downie, Ichiro Fujinaga, and David De Roure. 2011. Music structure segmentation algorithm evaluation: Expanding on mirex 2010 analyses and datasets. In *12th International Society for Music Information Retrieval Conference, ISMIR 2011*, pages 561–566.
- Gemini Team, Rohan Anil, Jean-Baptiste Alayrac, Jiahui Yu, Radu Soricut, Johan Schalkwyk, and .... 2023. Gemini: A family of highly capable multi-modal models. *arXiv preprint arXiv:2312.11805*.
- Gemma Team, Aishwarya Kamath, Johan Ferret, Shreya Pathak, Nino Vieillard, Ramona Merhej, Sarah Perrin, Tatiana Matejovicova, Alexandre Ramé, Morgane Rivière, Louis Rouillard, Thomas Mesnard, Geoffrey Cideron, Jean bastien Grill, Sabela Ramos, Edouard Yvinec, Michelle Casbon, Etienne Pot, Ivo Penchev, and 197 others. 2025. [Gemma 3 technical report](#). *Preprint*, arXiv:2503.19786.
- Sreyan Ghosh, Arushi Goel, Lasha Koroshinadze, Sanggil Lee, Zhifeng Kong, Joao Felipe Santos, Ramani Duraiswami, Dinesh Manocha, Wei Ping, Mohammad Shoeybi, and Bryan Catanzaro. 2025a. [Music flamingo: Scaling music understanding in audio language models](#). *Preprint*, arXiv:2511.10289.
- Sreyan Ghosh, Zhifeng Kong, Sonal Kumar, S Sakshi, Jaehyeon Kim, Wei Ping, Rafael Valle, Dinesh Manocha, and Bryan Catanzaro. 2025b. [Audio flamingo 2: An audio-language model with long-audio understanding and expert reasoning abilities](#). In *Forty-second International Conference on Machine Learning*.
- Arushi Goel, Sreyan Ghosh, Jaehyeon Kim, Sonal Kumar, Zhifeng Kong, Sang-gil Lee, Chao-Han Huck Yang, Ramani Duraiswami, Dinesh Manocha, Rafael Valle, and Bryan Catanzaro. 2025. Audio flamingo 3: Advancing audio intelligence with fully open large audio language models. *arXiv preprint arXiv*.
- Chien-yu Huang, Wei-Chih Chen, Shu-wen Yang, Andy T. Liu, Chen-An Li, Yu-Xiang Lin, Wei-Cheng Tseng, Anuj Diwan, Yi-Jen Shih, Jiatong Shi, William Chen, Chih-Kai Yang, Xuanjun Chen, Chi-Yuan Hsiao, Puyuan Peng, Shih-Heng Wang, Chun-Yi Kuan, Ke-Han Lu, Kai-Wei Chang, and 59 others. 2025. Dynamic-superb phase-2: A collaboratively expanding benchmark for measuring the capabilities of spoken language models with 180 tasks. In *Proceedings of the International Conference on Learning Representations (ICLR)*.
- KimiTeam, Ding Ding, Zeqian Ju, Yichong Leng, Songxiang Liu, Tong Liu, Zeyu Shang, Kai Shen, Wei Song, Xu Tan, Heyi Tang, Zhengtao Wang, Chu Wei, Yifei Xin, Xinran Xu, Jianwei Yu, Yutao Zhang, Xinyu Zhou, Y. Charles, and 21 others. 2025. Kimi-audio technical report. *arXiv preprint arXiv:2504.18425*.
- Robert Komaniecki. 2017. [Analyzing collaborative flow in rap music](#). *Music theory online*, 23(3).
- Sonal Kumar, Šimon Sedláček, Vaibhavi Lokegaonkar, Fernando López, Wenyi Yu, Nishit Anand, Hyeon-gon Ryu, Lichang Chen, Maxim Plička, Miroslav Hlaváček, and 1 others. 2025. Mmau-pro: A challenging and comprehensive benchmark for holistic evaluation of audio general intelligence. *arXiv preprint arXiv:2508.13992*.
- Gang Li, Jizhong Liu, Heinrich Dinkel, Yadong Niu, Junbo Zhang, and Jian Luan. 2025. [Reinforcement learning outperforms supervised fine-tuning: A case study on audio question answering](#). *Preprint*, arXiv:2503.11197.
- Alexander H. Liu, Andy Ehrenberg, Andy Lo, Clément Denoix, Corentin Barreau, Guillaume Lample, Jean-Malo Delignon, Khyathi Raghavi Chandu, Patrick von Platen, Pavankumar Reddy Muddireddy, Sanchit Gandhi, Soham Ghosh, Srijan Mishra, Thomas Foubert, Abhinav Rastogi, Adam Yang, Albert Q. Jiang, Alexandre Sablayrolles, Amélie Héliou, and 87 others. 2025. [Voxtral](#). *Preprint*, arXiv:2507.13264.
- Shansong Liu, Atin Sakkeer Hussain, Chenshuo Sun, and Ying Shan. 2023. [Music understanding llama: Advancing text-to-music generation with question answering and captioning](#). *Preprint*, arXiv:2308.11276.
- Wei-Tsung Lu, Ju-Chiang Wang, Qiuqiang Kong, and Yun-Ning Hung. 2023. [Music source separation with band-split rope transformer](#). *Preprint*, arXiv:2309.02612.
- Yinghao Ma, Siyou Li, Juntao Yu, Emmanouil Benetos, and Akira Maezawa. 2025a. [Cmi-bench: A comprehensive benchmark for evaluating music instruction following](#). *Preprint*, arXiv:2506.12285.
- Ziyang Ma, Yinghao Ma, Yanqiao Zhu, Chen Yang, Yi-Wen Chao, Ruiyang Xu, Wenxi Chen, Yuanzhe Chen, Zhuo Chen, Jian Cong, Kai Li, Keliang Li, Siyou Li, Xinfeng Li, Xiquan Li, Zheng Lian, Yuzhe Liang,

- Minghao Liu, Zhikang Niu, and 15 others. 2025b. [MMAR: A challenging benchmark for deep reasoning in speech, audio, music, and their mix](#). In *The Thirty-ninth Annual Conference on Neural Information Processing Systems Datasets and Benchmarks Track*.
- Ilaria Manco, Benno Weck, Seungheon Doh, Minz Won, Yixiao Zhang, Dmitry Bogdanov, Yusong Wu, Ke Chen, Philip Tovstogan, Emmanouil Benetos, Elio Quinton, György Fazekas, and Juhan Nam. 2023. The song describer dataset: a corpus of audio captions for music-and-language evaluation. In *Machine Learning for Audio Workshop at NeurIPS 2023*.
- Annamaria Mesaros and Tuomas Virtanen. 2008. Automatic recognition of lyrics in singing. In *Proceedings of the 11th International Conference on Digital Audio Effects (DAFx)*, pages 1–4.
- Microsoft, :, Abdelrahman Abouelenin, Atabak Ashfaq, Adam Atkinson, Hany Awadalla, Nguyen Bach, Jianmin Bao, Alon Benhaim, Martin Cai, Vishrav Chaudhary, Congcong Chen, Dong Chen, Dongdong Chen, Junkun Chen, Weizhu Chen, Yen-Chun Chen, Yi ling Chen, Qi Dai, and 57 others. 2025. [Phi-4-mini technical report: Compact yet powerful multimodal language models via mixture-of-loras](#). *Preprint*, arXiv:2503.01743.
- Nicola Montecchio, Pierre Roy, and François Pachet. 2020. [The skipping behavior of users of music streaming services and its relation to musical structure](#). *PLOS ONE*, 15(9):e0239418.
- Music Tomorrow. 2025. [Inside Spotify’s recommendation system: A complete guide \(2025 update\)](#). Accessed: 2026-01-04. Explains Spotify’s use of temporal structural units for content-based recommendations.
- Oriol Nieto, Matthew C. McCallum, Matthew E. P. Davies, Andrew Robertson, Adam M. Stark, and Eran Egozy. 2019. [The harmonix set: Beats, downbeats, and functional segment annotations of western popular music](#). In *Proceedings of the 20th International Society for Music Information Retrieval Conference, ISMIR 2019, Delft, The Netherlands, November 4-8, 2019*, pages 565–572.
- Sebastian Oramas, Fabien Gouyon, Stuart Hogan, Chris Landau, and Anahid Ehmann. 2025. [Mgphot: A dataset of musicological annotations for popular music \(1958–2022\)](#). *Transactions of the International Society for Music Information Retrieval*, 8(1):108–120.
- Longshen Ou, Xiangming Gu, and Ye Wang. 2022. Transfer learning of wav2vec 2.0 for automatic lyric transcription. In *Proceedings of the 23rd International Society for Music Information Retrieval Conference (ISMIR)*, pages 891–899, Bengaluru, India.
- Jouni Paulus, Meinard Müller, and Anssi Klapuri. 2010. [State of the art report: Audio-based music structure analysis](#). In *Proceedings of the 11th International Society for Music Information Retrieval Conference, ISMIR 2010, Utrecht, Netherlands, August 9-13, 2010*, pages 625–636. International Society for Music Information Retrieval.
- Alec Radford, Jong Wook Kim, Tao Xu, Greg Brockman, Christine McLeavey, and Ilya Sutskever. 2023. Robust speech recognition via large-scale weak supervision. In *Proceedings of the 40th International Conference on Machine Learning, ICML’23*. JMLR.org.
- Aldona Rosner and Bozena Kostek. 2018. [Automatic music genre classification based on musical instrument track separation](#). *J. Intell. Inf. Syst.*, 50(2):363–384.
- S Sakshi, Utkarsh Tyagi, Sonal Kumar, Ashish Seth, Ramaneswaran Selvakumar, Oriol Nieto, Ramani Duraiswami, Sreyan Ghosh, and Dinesh Manocha. 2025. [MMAU: A massive multi-task audio understanding and reasoning benchmark](#). In *The Thirteenth International Conference on Learning Representations*.
- Jaza Syed, Ivan Meresman Higgs, Ondřej Cífka, and Mark Sandler. 2025. [Exploiting music source separation for automatic lyrics transcription with whisper](#). *Preprint*, arXiv:2506.15514.
- Changli Tang, Wenyi Yu, Guangzhi Sun, Xianzhao Chen, Tian Tan, Wei Li, Lu Lu, Zejun Ma, and Chao Zhang. 2024. [Salmonn: Towards generic hearing abilities for large language models](#). *Preprint*, arXiv:2310.13289.
- Fei Tian, Xiangyu Tony Zhang, Yuxin Zhang, Haoyang Zhang, Yuxin Li, Daijiao Liu, Yayue Deng, Donghang Wu, Jun Chen, Liang Zhao, Chengyuan Yao, Hexin Liu, Eng Siong Chng, Xuerui Yang, Xiangyu Zhang, Daxin Jiang, and Gang Yu. 2025. [Step-audio-r1 technical report](#). *Preprint*, arXiv:2511.15848.
- Ju-Chiang Wang, Yun-Ning Hung, and Jordan BL Smith. 2022. To catch a chorus, verse, intro, or anything else: Analyzing a song with structural functions. In *ICASSP 2022-2022 IEEE International Conference on Acoustics, Speech and Signal Processing (ICASSP)*, pages 416–420. IEEE.
- Jun-You Wang, Chon-In Leong, Yu-Chen Lin, Li Su, and Jyh-Shing Roger Jang. 2023. Adapting pre-trained speech model for mandarin lyrics transcription and alignment. In *2023 IEEE Automatic Speech Recognition and Understanding Workshop (ASRU)*, pages 1–8. IEEE.
- Benno Weck, Ilaria Manco, Emmanouil Benetos, Elio Quinton, George Fazekas, and Dmitry Bogdanov. 2024. Muchomusic: Evaluating music understanding in multimodal audio-language models. In *Proceedings of the 25th International Society for Music Information Retrieval Conference (ISMIR)*.
- Gijs Wijngaard, Elia Formisano, Michele Esposito, and Michel Dumontier. 2025. [Audsemthinker: Enhancing audio-language models through reasoning over semantics of sound](#). *Preprint*, arXiv:2505.14142.



Zhifei Xie, Mingbao Lin, Zihang Liu, Pengcheng Wu, Shuicheng Yan, and Chunyan Miao. 2025. [Audio-reasoner: Improving reasoning capability in large audio language models](#). *Preprint*, arXiv:2503.02318.

Jieping Xu, Xirong Li, Yun Hao, and Gang Yang. 2014. Source separation improves music emotion recognition. In *Proceedings of the International Conference on Multimedia Retrieval*, pages 423–426. ACM.

Jin Xu, Zhifang Guo, Hangrui Hu, Yunfei Chu, Xiong Wang, Jinzheng He, Yuxuan Wang, Xian Shi, Ting He, Xinfu Zhu, Yuanjun Lv, Yongqi Wang, Dake Guo, He Wang, Linhan Ma, Pei Zhang, Xinyu Zhang, Hongkun Hao, Zishan Guo, and 19 others. 2025. Qwen3-omni: A single multimodal model for text, image, audio, and video. *arXiv preprint arXiv:2509.17765*.

Qian Yang, Jin Xu, Wenrui Liu, Yunfei Chu, Ziyue Jiang, Xiaohuan Zhou, Yichong Leng, Yuanjun Lv, Zhou Zhao, Chang Zhou, and Jingren Zhou. 2024. [Air-bench: Benchmarking large audio-language models via generative comprehension](#). *Preprint*, arXiv:2402.07729.

Le Zhuo, Ruibin Yuan, Jiahao Pan, Yinghao Ma, Yizhi Li, Ge Zhang, Si Liu, Roger Dannenberg, Jie Fu, Chenghua Lin, Emmanouil Benetos, Wenhui Chen, Wei Xue, and Yike Guo. 2023. Lyricwhiz: Robust multilingual zero-shot lyrics transcription by whispering to chatgpt. In *Proceedings of the 24th International Society for Music Information Retrieval Conference (ISMIR)*, Milan, Italy.

## Appendix

### A Dataset Details

#### A.1 Dataset Statistics

We provide a comprehensive breakdown of data statistics across tasks in BASS in Table 4. In Figure 8, we present distribution of musical genres across the dataset, which is led by Pop (30.3%) and Hip Hop (25.6%), followed by a diverse range of categories including Electronic, Rock, and R&B.

Cat.	Task	# Q	# S	Avg.	Min.	Max.
Struct.	FSS	74	74	3.06	1.70	10.78
	SSS	224	224	3.47	1.93	9.31
	Overall	298	298	3.37	1.70	10.78
Lyrics	FSLT	665	665	3.73	1.60	11.72
	SSLT	170	170	3.97	2.17	8.44
	Overall	884	884	3.78	1.60	11.72
Music.	SGD	335	335	3.15	1.86	9.23
	PGD	147	147	3.77	0.82	6.37
	GDR	33	33	3.60	2.58	4.95
	GA	94	94	14.14	9.77	19.44
	Overall	609	484	5.57	0.82	19.44
Collab.	Cnt	229	229	3.92	2.37	6.97
	Dur	327	327	3.83	1.34	6.97
	Loc	247	247	3.83	2.37	6.13
	Attr	64	64	3.88	1.34	6.97
	Overall	867	327	3.83	1.34	6.97

Table 4: Data statistics of each task.

#### Song Genre Distribution

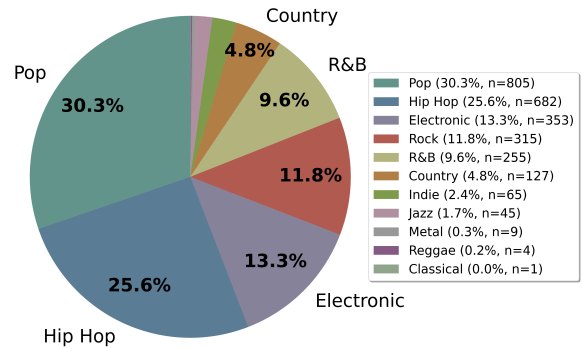


Figure 8: Distribution of musical genres across songs in BASS

#### A.2 Prompts for all tasks

In Table 5, we present the specific prompts and response formatting instructions for all tasks in the benchmark.

## B Task-Specific Results

In §4 in the main paper, we present an overview of our key findings and discuss their implications for audio LMs’ reasoning across musical structure, lyrics, artist roles, and genres. Here, we present finegrained results for each task.

### B.1 Structural Segmentation

For structural segmentation tasks, our results show that models generally perform better when localizing all sections within a song (Full Segmentation) compared to localizing a single, isolated section (Sectional Segmentation). Across all evaluated models, the average absolute normalized score difference between these two tasks is 7.63%. In Figure 9, we present the average model performance per section across the top performing models. We observe that models are more capable of segmenting sections that occur earlier in the song, such as the intro and verses (1st verse). There is a gradual decline in performance as the songs progress toward the outro section.

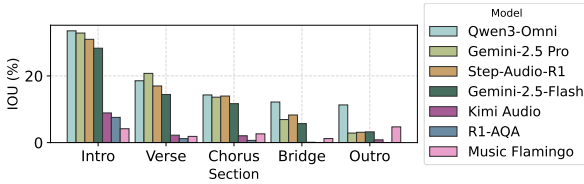


Figure 9: Section-wise performance for structural segmentation. Performance is highest for earlier sections and gradually decreases toward the end of the recording.

Figure 16 shows a confusion matrix across all models. We observe that the verse and chorus are most commonly mistaken for each other. We do not expect acoustic information alone to distinguish verses from choruses across songs; cues such as repeated melody and lyrics in choruses should be more informative. We speculate this confusion is due to audio LMs not being explicitly trained to understand musical structure across long range dependencies.

### B.2 Structural Lyrics Transcription

For this task, we observe trends broadly consistent with structural segmentation: models perform substantially better on full than on section-level transcription. Across all evaluated models, the average normalized performance difference between full-song and section-level transcription is 4.35% (measured via IWER §3).

While global performance patterns resemble those seen in structural segmentation, we note a distinct gap in the *Intro* sections. We hypothesize that this arises because *Intros* and *Outros* often lack lyrics; as a result, models are more likely to produce insertion errors, possibly hallucinating words or repeating phrases from other sections.

To investigate this, we analyze fine-grained WER and error types. We find that models produce more deletions in *Verses* and more insertions in *Intros* and *Outros* (Appendix, Figure 12), contributing to lower transcription performance in these sections. We further characterize this behavior by quantifying repeated phrases in the predicted transcription, using

$$\frac{\sum_{\phi \in \text{repeats}} \max(0, c_{\phi} - r_{\phi}) \cdot |\phi|}{|\text{ref\_words}| + k},$$

where  $\phi$  is a repeated phrase,  $c_{\phi}$  is its count in the prediction,  $r_{\phi}$  is its count in the reference,  $|\phi|$  is the phrase length in words,  $|\text{ref\_words}|$  is the total number of words in the reference, and  $k$  is a smoothing constant to prevent inflated scores for very short references. As shown in Figure 13, repetition errors are indeed most prevalent in *Intro* and *Outro* sections on both full and section-level transcriptions, supporting our hypothesis.

### B.3 Musicological Analysis

For this task, we observe the highest performance on Single-Gene Detection where models are prompted to select a single musicological attribute that is strongly dominant in the song (e.g., presence of a rhythmic groove) out of four options. Performance drops substantially in the Pair-Gene Detection task, where models must select a pair of attributes from eight options, making the task more challenging; even Gemini achieves only around 10% accuracy. Performance is similarly low for Gene Dominance Ranking, which requires ordering attributes by dominance. However, results improve for Gene Attribution, where models operate at a higher level by selecting a single song with a dominant attribute from a set of four songs.

### B.4 Artist Collaboration

Across all task categories, this category appears to be the most challenging. While overall performance is low, models consistently perform better on artist counting and artist attribution than others. These tasks share an underlying focus on recognizing vocal style, artist roles, and temporal local-

ization. Previous benchmarks have reported audio LMs lacking temporal localization skills (Ahia et al., 2025; Kumar et al., 2025; Ma et al., 2025b), so this result is not surprising. In Figure 10, we analyze tasks that require identifying artist roles within a song at varying levels of granularity. Models are generally more accurate at identifying main artists than featured artists, and perform worst on cases where artists are neither main nor featured.

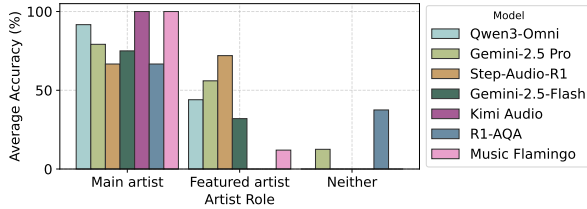


Figure 10: Model accuracy across different artist roles. Accuracy is highest for main artists, lower for featured artists, and lowest for artists in neither category.

For vocal style delivery, we analyze performance differences between identifying singing and rapping (Figure 4). Most models achieve higher accuracy on questions related to rapping, with the widest gap for Gemini Flash.

Finally, we quantified prediction errors across artist counting and duration-related tasks (see Appendix Figure 14 and 15). Gemini Pro achieves near-zero error, while Audio-Flamingo, Audio-Reasoner, and Phi-mm Instruct tend to underestimate durations, and Gemini Flash and R1 AQA overestimate. Similar trends appear in artist counting, with most models underestimates artist counts on the full songs. Extreme outliers (e.g., Gemma, Qwen) are omitted from the plots due to hallucinated errors exceeding  $10^7$  seconds that would dominate the scale of the plot.

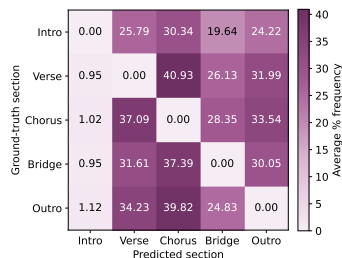


Figure 11: Average section prediction errors across models for structural segmentation, highlighting frequent confusion between choruses and verse sections.

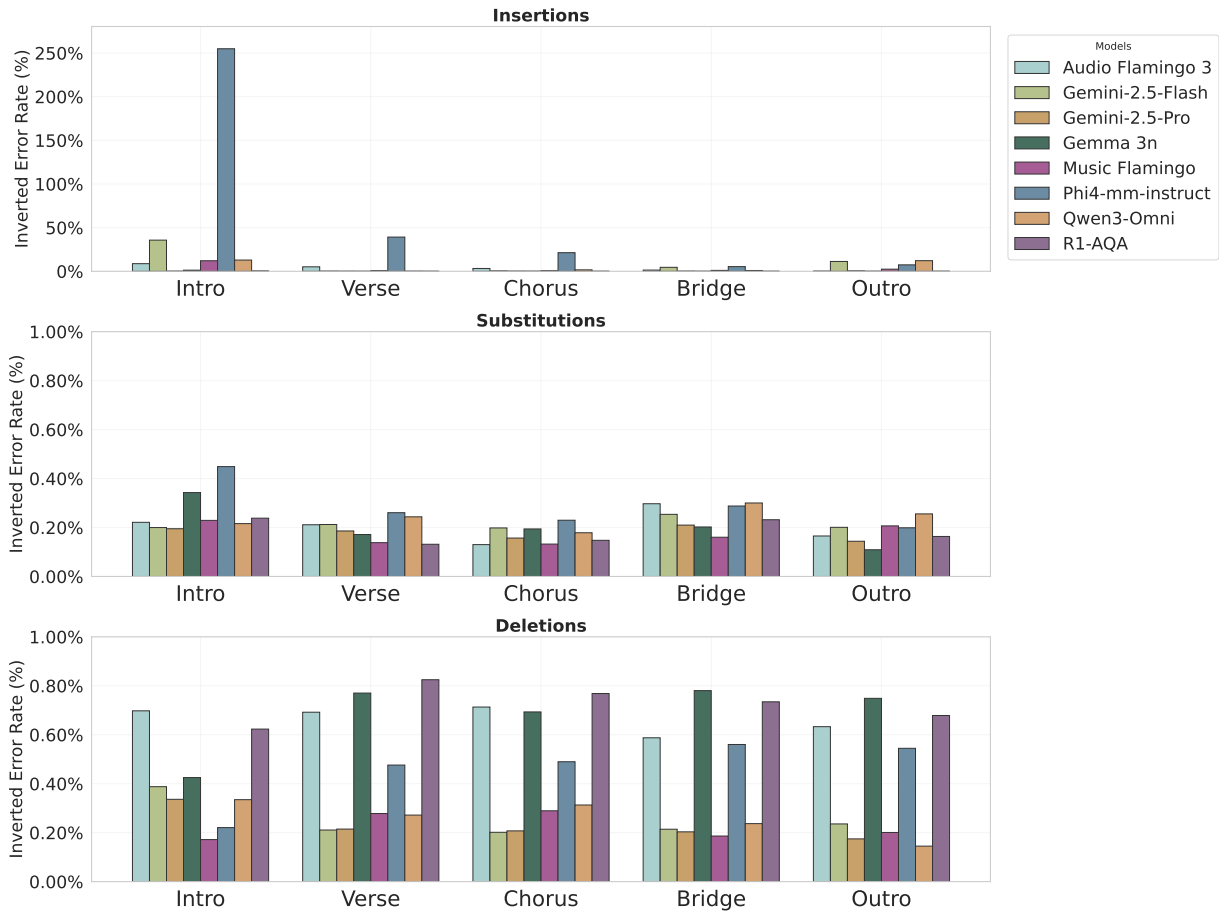


Figure 12: Analysis of inverted error rates by song section. Breakdown of Inverted **insertion**, **substitution**, and **deletion** error rates across sections. Note the significantly higher scale for **insertion** errors (up to 250%) compared to **substitutions** and **deletions** (under 1.00%), particularly in the *Intro* section.

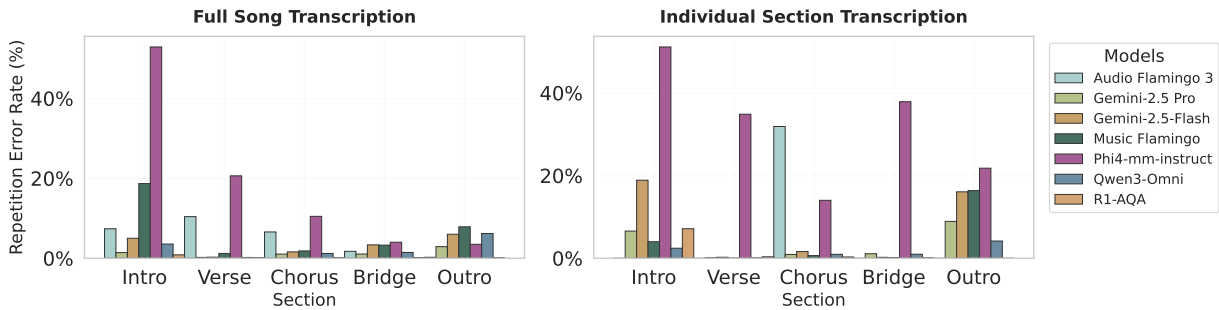


Figure 13: Repetition error rates by section for Full and Section transcription. We observe higher repetition errors (phrase hallucinations) in the *Intro* across both tasks, with Section transcription consistently exhibiting higher repetition rates than Full transcription.



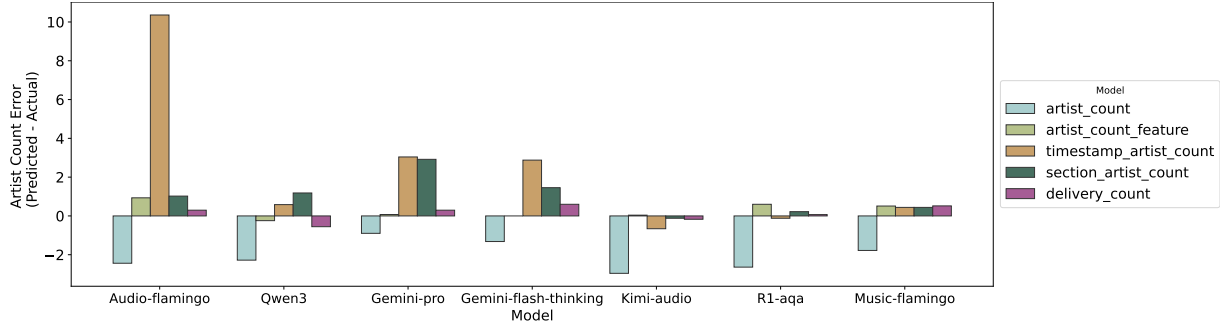


Figure 14: Model performance across artist counting subtasks. The y – axis shows error (Predicted – Actual), indicating overestimation (positive) or underestimation (negative) of artist and delivery counts.

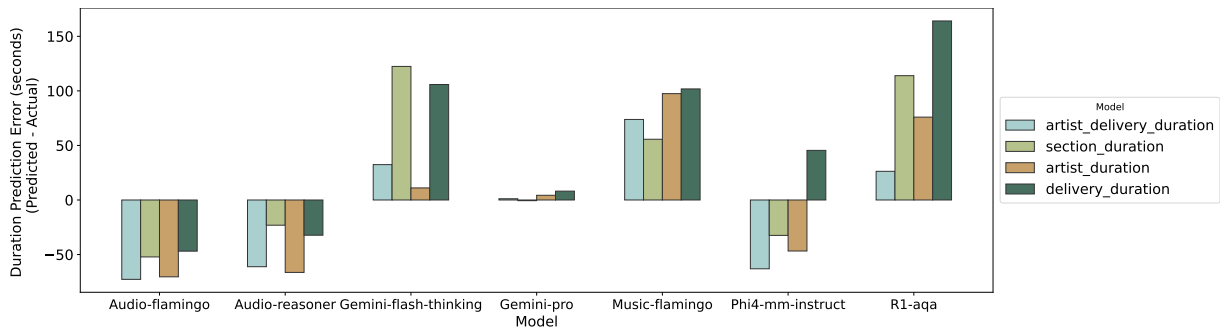


Figure 15: Temporal prediction errors (seconds) across artist duration tasks. The y – axis shows error (Predicted – Actual), indicating overestimation (positive) or underestimation (negative) of duration.

Category	Task	Subtasks	Example Question & Expected Output Format
Structural Segmentation	Full Structural Segmentation	–	Divide the track into sections corresponding to any of these categories: Verse, Chorus, Bridge, Intro, Outro, Pre-Chorus, Post-Chorus. For each section, provide the following: section title, start and end timestamps of the entire section. <b>Format:</b> [ {"section": "<title>", "start": <ts>, "end": <ts> }, ... ]
	Section Structural Segmentation	–	Given the song, provide the start and end timestamp (in seconds with milliseconds) of all Verse sections. <b>Format:</b> [ {"start": <ts>, "end": <ts> }, ... ]
Lyrics Transcription	Full Structural Lyrics Transcription	–	You are provided with the structural segmentation of a song. Please transcribe the lyrics for each section. <b>Format:</b> [ {"section": "<section1>", "lyrics": "..."}, ... ]
	Section Structural Lyrics Transcription	–	Could you provide the lyrics for the all verse sections section only? The transcription of each occurrence of the given section should be treated as a separate item in a list. <b>Format:</b> [ {"section": "section_name", "lyrics": "..."} ]
Musicological Analysis	Single-Gene Detection	–	Given the following musical properties, which one is most dominant in the song? Answer Choices: Compound Meter, Percussion, Vocal Grittiness, Synthesizer. <b>Format:</b> Respond with only the name of the musicological feature.
	Pairwise-Gene Detection	–	Which pair of features is most strongly present in the track? <b>Format:</b> Respond with only a list of two names. Example: [ '<property1>', '<property2>' ]
	Gene Attribution	–	Which song features the highest Vocal Register? (Property measures pitch range of lead singer). <b>Format:</b> Respond with only the number (1, 2, 3, or 4) corresponding to the song.
	Gene Dominance Ranking	–	Rank the following rhythmic patterns and feels from least to most prominent. <b>Format:</b> Respond with only a list of the names ranked. Example: [ '<prop1>', '<prop2>' ]
Artist Collaboration	Artist Counting	Standard / Featured	What is the number of artists performing? / How many performers are featured artists?
		Vocal Delivery	In this song, what number of artists are performing rap sections?
	Artist Duration	Section / Temporal	How many artists are performing in the Post-chorus? / From 211 to 249 seconds? <b>Format (All Counting):</b> Respond with only the number.
		Target / Vocal	What is the total duration of performance by artist 2? / How many seconds are devoted to rapping?
	Artist Localization	Artist Delivery / Section	Total duration of rapped parts by artist 1? / How long do Bridge sections last? <b>Format (All Duration):</b> Respond with only the number in seconds with milliseconds.
		–	At what second does artist 2 first start performing in this song? <b>Format:</b> Respond with only the timestamp number in seconds with milliseconds.
	Artist Attribution	Vocal Comparison	Do the featured artist in the first Verse and the main artist in the second Verse use the same type of vocal delivery? <b>Format:</b> Respond with only: same or different.
		Section Style / Role	For the first Chorus, is the artist rapping, singing, or neither? Is it the main or featured artist? <b>Format:</b> Rapping, Singing, Neither OR Main artist, Featured Artist, Neither.

Table 5: Tasks, example questions, and specific formatting instructions for all categories.

Model	Size	Musicological Analysis				Structural Segmentation		Artist Collaboration				Lyrics Transcription	
		SGD	PGD	GDR	GA	Full	Section	Cnt.	Dur.	Loc.	Attr.	Full	Section
Gemini-2.5 Pro	-	73.73	10.88	21.20	48.90	32.34	22.98	25.77	8.25	3.12	56.66	1.35	2.40
Qwen3-Omni	30B	60.90	6.16	15.20	48.90	28.88	22.07	18.54	9.78	9.38	63.66	2.92	1.76
Step-Audio-R1	-	57.91	10.27	18.18	48.94	32.19	17.73	19.34	6.42	7.81	53.13	3.57	3.61
Gemini-2.5-Flash	-	57.61	6.82	24.20	42.60	24.47	15.15	20.40	7.66	3.12	56.81	18.51	15.97
Music Flamingo	8B	49.25	4.76	0.00	25.50	13.07	2.59	33.54	4.27	4.69	56.97	5.36	7.72
R1-AQA	8.2B	34.03	0.00	0.00	30.90	5.91	4.16	35.03	0.92	0.00	50.84	1.50	1.75
Gemma 3	5B	35.22	4.76	3.03	31.91	8.92	4.35	12.25	0.30	1.56	40.80	1.37	1.70
Audio Flamingo 3	-	44.20	8.18	0.00	30.90	7.03	0.01	21.92	1.84	0.00	49.80	4.68	2.76
Voxtral-Small-24B	24B	37.61	8.84	9.12	17.00	32.16	8.84	9.09	2.76	0.00	38.52	2.78	15.46
SALMONN-7B	7B	25.37	1.36	0.30	28.70	3.18	0.12	27.32	0.61	0.00	34.86	7.61	20.59
Kimi Audio	7B	37.61	4.76	0.00	0.00	13.06	2.64	19.12	0.92	0.00	52.07	18.33	54.56
Phi4-mm-instruct	5.5B	33.73	1.36	9.12	21.30	2.71	0.16	23.59	3.67	0.00	38.51	79.29	364.54
Mellow	167M	0.30	0.00	0.00	0.00	0.00	0.00	0.00	2.14	0.00	0.00	19.02	3.46
Audio-Reasoner	-	33.73	3.40	6.06	30.85	6.63	2.91	18.47	3.06	0.00	2.31	-	-

Table 6: Raw Performance scores (**before normalization**) of evaluated models on BASS across musicological analysis (Single-Gene Detection—SGD, Pairwise-Gene Detection—PGD, Gene Dominance Ranking—GDR, and Song-Level Gene Detection—Song-GD), structural segmentation, artist collaboration, and lyrics transcription tasks. The metric for Musicological Analysis and Artist Collaboration task is Exact Match accuracy (%). The metric for Structural Segmentation is IOU (%). The metric for Lyrics Transcription is WER (not in percentages).

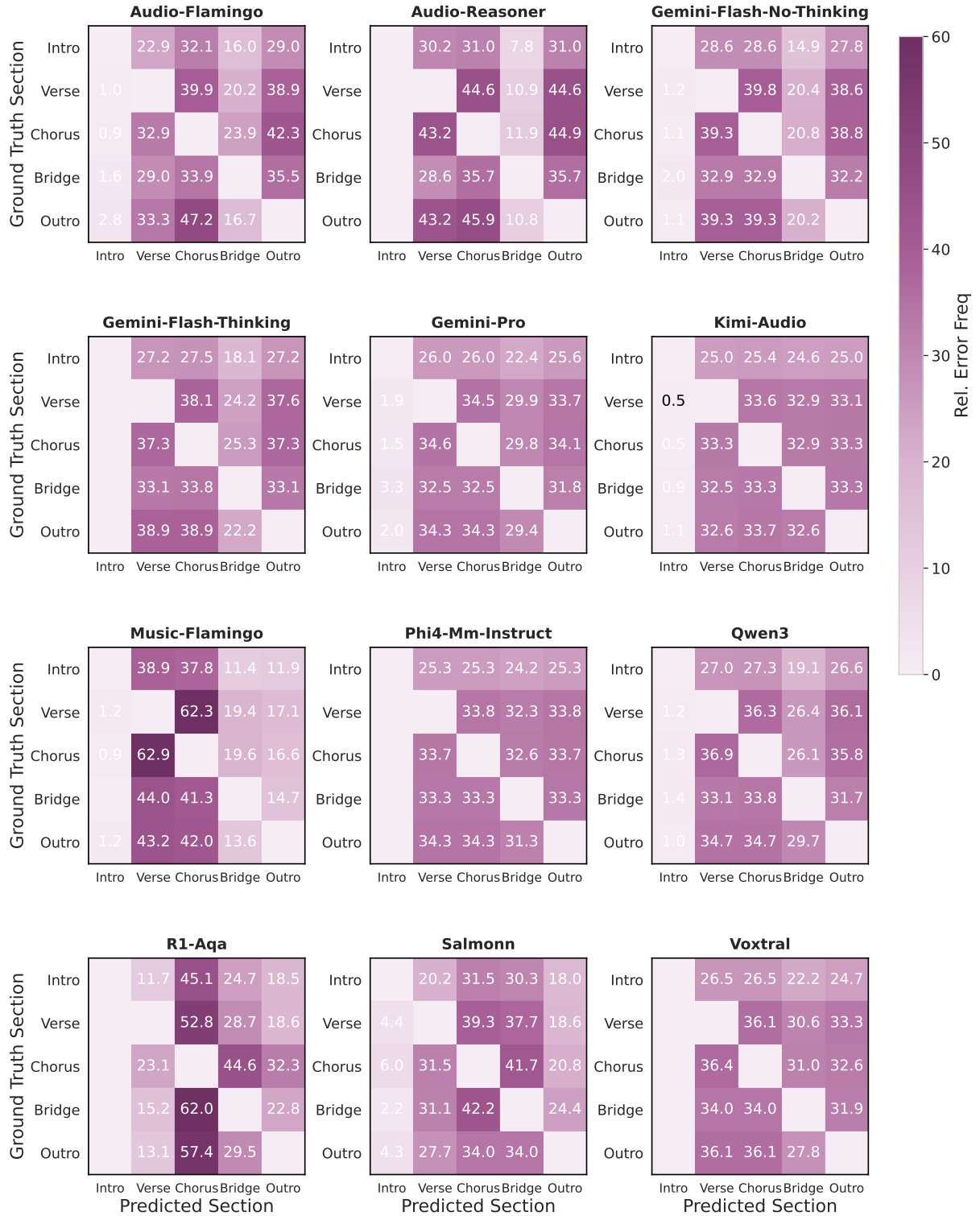


Figure 16: Section prediction errors across models for structural segmentation, highlighting frequent confusion between choruses and verse sections.