

StraTyper: Automated Semantic Type Discovery and Multi-Type Annotation for Dataset Collections

Christos Koutras
New York University
christos.koutras@nyu.edu

Juliana Freire
New York University
juliana.freire@nyu.edu

ABSTRACT

Understanding dataset semantics is crucial for effective search, discovery, and integration pipelines. To this end, column type annotation (CTA) methods associate columns of tabular datasets with semantic types that accurately describe their contents, using pre-trained deep learning models or Large Language Models (LLMs). However, existing approaches require users to specify a closed set of semantic types either at training or inference time, hindering their application to domain-specific datasets where pre-defined labels often lack adequate coverage and specificity. Furthermore, real-world datasets frequently contain columns with values belonging to multiple semantic types, violating the single-type assumption of existing CTA methods. While proprietary LLMs have shown effectiveness for CTA, they incur high monetary costs and produce inconsistent outputs for similar columns, leading to type redundancy that negatively affects downstream applications.

To address these challenges, we introduce StraTyper, a cost-effective method for *column type discovery* (CTD) and *multi-type annotation* (CMTA) in dataset collections. StraTyper eliminates the need for pre-defined semantic labels by systematically employing LLMs to discover types tailored to the dataset collection at hand. Through strategic column clustering, controlled type generation, and iterative cascading discovery, StraTyper balances type precision with annotation coverage while minimizing LLM costs. Our experimental evaluation—both manual and LLM-assisted—on real-world benchmarks demonstrates that StraTyper discovers accurate types for both numerical and non-numerical data, achieves substantial cost savings compared to commercial LLMs, and effectively handles multi-typed columns. We further show that StraTyper’s annotations improve downstream tasks, including join discovery and schema matching, outperforming LLM-only baselines.

PVLDB Reference Format:

Christos Koutras and Juliana Freire. StraTyper: Automated Semantic Type Discovery and Multi-Type Annotation for Dataset Collections. PVLDB, 14(1): XXX-XXX, 2020.
doi:XX.XX/XXX.XX

PVLDB Artifact Availability:

The source code, data, and/or other artifacts have been made available at <https://github.com/VIDA-NYU/stratyper>.

This work is licensed under the Creative Commons BY-NC-ND 4.0 International License. Visit <https://creativecommons.org/licenses/by-nc-nd/4.0/> to view a copy of this license. For any use beyond those covered by this license, obtain permission by emailing info@vldb.org. Copyright is held by the owner/author(s). Publication rights licensed to the VLDB Endowment.

Proceedings of the VLDB Endowment, Vol. 14, No. 1 ISSN 2150-8097.
doi:XX.XX/XXX.XX

1 INTRODUCTION

Semantic type annotation is fundamental to making tabular data discoverable, understandable, and usable across modern data ecosystems. Unlike syntactic types (integer, string) that merely describe data representation, semantic types capture the real-world meaning of column contents – distinguishing whether a string column contains a New York City school code (district borough number, aka DBN), the name of a borough, or a city. This semantic understanding is critical to enable downstream data management tasks, including dataset discovery in large repositories, data integration and schema matching, anomaly detection and data cleaning, and knowledge graph enrichment [12, 34, 37, 54].

Real-world datasets, particularly domain-specific collections, require semantic types that are both specific and comprehensive. Generic ontologies like DBpedia may classify a column as "EducationalInstitution," but downstream applications often need the precision of "NYC Public High School" to avoid retrieving irrelevant data about colleges, libraries, or medical centers. This specificity-coverage gap becomes acute in specialized domains where domain-specific repositories, such as NYC OpenData [33], contain thousands of datasets with unique, localized types (e.g., NYC agencies, boroughs, public schools). Manual annotation of such fine-grained types is prohibitively expensive at scale.

Column Type Annotation Approaches: Limitations. CTA methods attempt to address this challenge by automating the annotation of columns with semantic types. However, learning-based CTA methods, whether deep learning models trained from scratch or fine-tuned transformer-based language models like BERT, face fundamental scalability and applicability constraints [11]. These approaches *require substantial volumes of annotated training data* to achieve acceptable performance. This imposes prohibitive data labeling costs, particularly for infrequent or domain-specific types.

These approaches are also *inherently limited to a closed set of semantic types defined at training time*, rendering them unable to recognize or adapt to new types encountered in the wild. This constraint severely limits their utility in real-world scenarios where datasets exhibit vast diversity and rarely map cleanly to pre-trained categories. Even when column types nominally match their training labels, learning-based CTA models exhibit substantial performance degradation under *distribution shift* – when evaluation data differs from training data [11]. This makes these models unreliable for generalizing beyond their specific training corpus.

Recent advances in large language models (LLMs) have opened new possibilities for CTA by addressing key limitations of learning-based approaches. LLMs, trained on vast and diverse text corpora, accumulate knowledge covering a broad range of semantic types and can perform in-context learning: they can perform classification based on user-defined context provided at inference time,

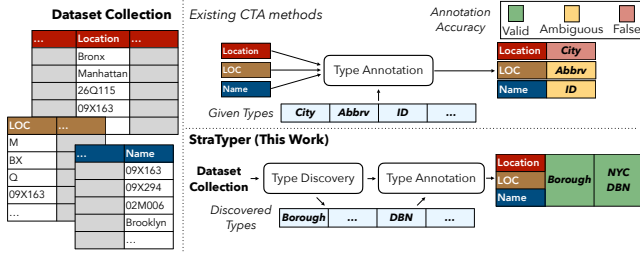


Figure 1: StraTyper vs. CTA methods: CTA methods assign each column one type from a pre-defined list. For columns Location, LOC, and Name, they assign City, Abbrv, and ID –incorrect, generic, or ambiguous types that fail to capture multi-type values. In contrast, StraTyper discovers collection-specific types and uniformly annotates similar columns, correctly assigning borough and DBN to all three columns.

without requiring task-specific training data [11, 18, 21]. For instance, when presented with the text "Stuyvesant," GPT-3.5-Turbo can learn in-context that it is performing classification and correctly identify it as "High School in New York City", demonstrating both semantic understanding and adaptability to domain-specific types. However, LLM-based CTA methods still require users to provide a predefined set of candidate semantic types as input. This poses several challenges: *coverage* (Challenge 1) – users may not be aware of all semantic types present in a dataset collection, particularly in large, heterogeneous data repositories or unfamiliar domains; *specificity* (Challenge 2) – users must decide on the appropriate level of granularity for each type (e.g., "EducationalInstitution" vs. "NYC Public High School") without prior knowledge of what the data contains; and *scalability* (Challenge 3) – for large dataset collections with diverse schemas, manually curating comprehensive type sets becomes impractical. Furthermore, since these methods assign a single type to each column, they *fail to identify columns that may contain values that straddle multiple types* (Challenge 4). Some of these limitations are illustrated in the example shown in Figure 1, where CTA methods are unable to correctly map pre-defined types to columns and also fail to capture the presence of multiple types.

Our Approach: Semantic Type Discovery. To overcome these challenges, we introduce StraTyper, a cost-effective framework for *Column Type Discovery (CTD)* and *Column Multi-Type Annotation (CMTA)*. Unlike existing approaches that require closed sets of types specified either at training (learning-based methods) or inference time (LLM-based methods), StraTyper systematically employs LLMs to automatically discover semantic types that are tailored to the dataset collection at hand. By strategically orchestrating LLM prompts to first extract and then consolidate candidate types from columns, StraTyper generates domain-specific type vocabularies that capture both the coverage and specificity required for accurate and reliable annotation (Challenges 1, 2). This discovery-driven approach not only reduces the burden on users, who no longer need comprehensive prior knowledge of the semantics of a dataset collection, but also achieves substantial cost savings compared to direct application of proprietary LLMs (Challenges 3). Furthermore, StraTyper explicitly handles the real-world scenario of multi-typed columns (Challenge 4), where individual columns may contain values associated with multiple semantic types. As Figure 1 shows,

StraTyper discovers the types Borough and DBN that correspond to New York City boroughs and public school identifiers, respectively, and it also recognizes that the columns Location, LOC, and Name contain values that belong to these two types.

The use of LLMs to perform CTD introduces a new challenge: while LLMs can infer the semantic type for a given column, they may assign different labels to semantically equivalent columns, leading to *type redundancy* (Challenge 5). This inconsistency can negatively affect downstream applications, such as semantic join discovery [8, 14, 23], that depend on reliable annotations. StraTyper controls semantic type generation and avoids redundancy by maintaining an inverted index that collects the discovered types, which are reused for unlabeled columns.

Summary of Contributions. Our main contributions can be summarized as follows:

- We introduce the first framework tailored for the automated discovery of semantic types in dataset collections. Our approach combines clustering with a value-type inverted index to batch-process columns, enabling multi-type inference while drastically reducing LLM usage (Section 3).
- We develop a Chain-of-Thought prompting strategy that decomposes closed-set annotation into sequential verification steps over targeted candidate type lists, enabling reliable performance from open-source LLMs while maintaining cost efficiency (Section 4).
- We propose a novel cascading mechanism that discovers types at strict similarity thresholds and dynamically propagates them as candidates to broader column groups, effectively balancing precision and coverage without manual threshold tuning (Section 5).
- We demonstrate through extensive experiments that StraTyper matches the annotation quality of state-of-the-art proprietary models at a fraction of the cost, while delivering superior utility for downstream tasks such as join discovery and schema matching (Section 6).

2 PROBLEM SETTING & OUR APPROACH

Problem Setting and Definition. We address the problem of discovering semantic types and annotating table columns with one or more types that accurately describe their instance values. CTA approaches [4, 5, 11, 17, 18, 21, 26, 31, 39, 47, 48, 50] focus on annotation, and select from a set of pre-defined labels the type for a given column:

Definition 2.1 (Column Type Annotation (CTA)). Given a table T and a column c_i in T , a CTA model M with type vocabulary M_{type} assigns a single column type $t \in M_{type}$ that best describes the semantics of c_i .

We consider a different problem that has two complementary goals. The first is to discover semantic types that capture concepts aligned with a given dataset collection:

Definition 2.2 (Column Type Discovery (CTD)). Given a dataset collection $\mathcal{D} = \{T_i, i \in [1, n]\}$, where each table T_i comes with a set of columns C_i , CTD identifies a set of semantic types \mathcal{S} that accurately describe columns across datasets, i.e., $\forall T_i \in \mathcal{D}, c \in C_i, \exists S_i \subseteq \mathcal{S} : Types(c) \equiv S_i$.

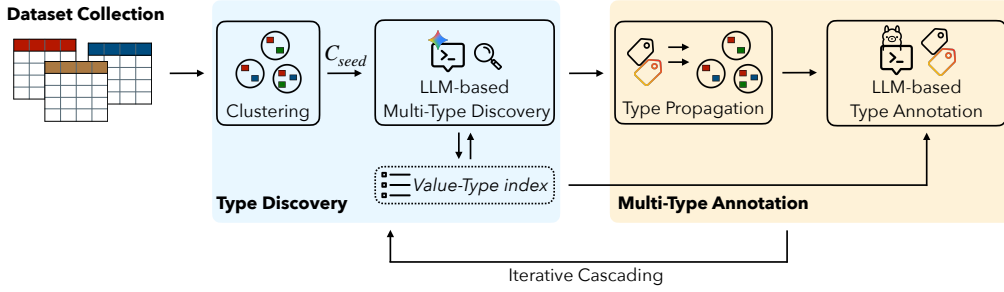


Figure 2: StraTyper receives a dataset collection in its input and proceeds to open-type discovery and multi-type annotation, either in a single-pass or an iterative cascading manner.

Using the discovered types, the second goal is to assign one or more types to each column to properly capture the presence of values from different domains in a column:

Definition 2.3 (Column Multi-Type Annotation (CMTA)). Given a dataset collection $\mathcal{D} = \{T_i, i \in [1, n]\}$, where each table T_i comes with a set of columns C_i , CMTA associates to each column $c \in C_i$ one or more semantic types from \mathcal{S} , i.e., $\forall T_i \in \mathcal{D}, c \in C_i : \text{CMTA}(c) = \{s_1, \dots, s_d\} \subseteq \mathcal{S}$.

StraTyper at a Glance. StraTyper solves CTD and CMTA for an input dataset collection through a series of steps, as summarized in Figure 2. Our method design is guided by targeted choices to achieve a cost-effective solution: while CTD could be addressed by invoking a commercial LLM for each column, this would incur prohibitively high computational and monetary costs. Instead, StraTyper strategically combines semantic clustering, controlled type generation, and selective use of open-source models to reduce costs while maintaining high precision.

- *Column Clustering (Section 3.1):* StraTyper starts by clustering semantically similar columns based on their names and values, constructing *seed clusters* that contain columns agreeing on both dimensions. By grouping columns with high similarity, StraTyper ensures each cluster contains columns of the same type, enabling efficient batch prompting where a single type discovery call can serve multiple columns rather than requiring one call per column.
- *LLM-based Multi-Type Discovery (Section 3.2):* Given seed clusters, StraTyper leverages the knowledge and processing power of a commercial LLM to discover semantic types tailored to the domain of the dataset collection. To avoid generating redundant types, it maintains an inverted index (Value-Type index) that maps *values* \rightarrow *semantic types* for reuse across clusters. Additionally, a stratified value sampling approach creates representative samples of distinct value representations, enabling the discovery of multiple types within a single column. This combination of controlled generation and intelligent sampling allows StraTyper to handle multi-typed columns that simple LLM-based approaches using random sampling would miss.
- *Multi-Type Annotation (Section 4):* After discovering semantic types for each seed cluster, StraTyper propagates them to the corresponding columns within those clusters. For columns outside seed clusters, our method selects, from the universe of all discovered types, a (small) set of candidate types and performs closed-set annotation using open-source LLMs, avoiding the cost of proprietary models. Since open-source models are generally less capable than their commercial counterparts, StraTyper compensates

by constraining their search space to high-confidence candidates (identified through the clustering and value-type index) and guiding them with a structured, step-by-step verification prompt.

– *Iterative Cascading Discovery and Annotation (Section 5):* The creation of clusters requires the selection of a similarity threshold for the columns. To eliminate reliance on fixed similarity thresholds – which risk either missing similar columns (if too high) or creating noisy clusters (if too low) – StraTyper operates iteratively over a sequence of decreasing threshold values (from high to low). At high thresholds, it discovers precise types with high confidence, then attempts to propagate these types to additional columns in subsequent iterations at lower thresholds. Only when propagation fails does StraTyper resort to new discovery tasks. This cascading strategy balances type precision and specificity against LLM usage costs and annotation coverage, discovering types conservatively while propagating them aggressively.

3 DISCOVERING SEMANTIC TYPES

The first phase of StraTyper discovers semantic types that describe columns in a given dataset collection, leveraging the knowledge encapsulated in a closed-source, proprietary LLM. Our approach consists of two steps: first, we group semantically similar columns using a dual clustering strategy (Section 3.1); then, we process these clusters as coherent batches through a tailored prompting pipeline to efficiently discover semantic types (Section 3.2).

3.1 Column Clustering

We group semantically similar columns into clusters by considering both metadata (column names) and content (column values). This approach serves two critical functions: it reduces token usage and costs by enabling batch processing, and it prevents the generation of redundant, synonymous types that would arise from processing semantically identical columns independently.

Metadata Clusters (C_{name}). We generate embeddings for all column headers using Sentence-BERT (SBERT) [35] and group them using the *Fast Community Detection* algorithm from the sentence-transformers package [36]. We opt for this algorithm as it determines clusters via a similarity threshold (τ_{name}), that defines the minimum cosine similarity for two column names to be grouped together, rather than requiring a predefined cluster count. This naturally clusters synonymous headers (e.g., Location and LOC).

Content Clusters (C_{value}). To capture semantic similarity based on the values in columns, we apply the same clustering logic with

Type Discovery Prompt (Example)

You are given a set of columns grouped together based on embedding similarity of the values they store and their column names. Their column names, a representative sample of values, and a set of possible semantic types are provided. You are also given information about columns that co-appear with the ones in the cluster. Your task is to identify all distinct semantic types that accurately describe the data within a group of columns.

Column names in cluster: [Location, LOC]

Sample Values: Manhattan | Bronx | M | Q | 09X163 | 02M006

Context Columns: Borough Number (2/2) | Building Address (1/2)

Possible Semantic Types: ["NYC Borough", "NYC Neighborhood", ...]

Your analysis should follow these key rules:

- **Be specific:** Semantic types must be more precise than generic data types (e.g., string, integer). They should capture the intended use of the data.
- **Use all available information:** Analyze both the column names and the sample values. Expand any abbreviations to inform your choice. If names and values conflict, prioritize what the values represent.
- **Reuse or Propose:** For EACH distinct concept you identify in the cluster, you must follow this logic:
 1. **Check for Reuse:** Look at the "Possible Semantic Types" list. If an existing type exactly and unambiguously describes that concept, you **MUST** use it.
 2. **Propose New:** If no existing type from the list is an exact match for that specific concept, you **MUST** propose a new, specific semantic type for it.
- **Do not select a "closest match":** This is critical. If an existing type is only similar but not an exact fit for a concept, you must propose a new type instead.
- **Consider the broader context:** Columns that co-appear with the ones in the cluster can be valuable context to better understand semantic types. Use the context provided to inform your choice.
- **Avoid redundancy:** Your final list of types should be distinct and not overlap.

Output ONLY a JSON dict {"answer": [semantic types]}.

Figure 3: Type Discovery Prompt, integrating column names in seed cluster, length-stratified value samples, context based on co-occurrence profiles, dynamically retrieved possible semantic types and detailed instructions, as discussed in Section 3.2.

a separate threshold (τ_{value}). However, we differentiate column embeddings for textual and numerical data as follows:

- **Textual Columns:** We compute the average SBERT embedding of the unique values stored in each column. Unlike traditional overlap metrics (e.g., Jaccard similarity), this embedding-based approach captures latent semantic relationships, grouping columns that share the same type(s) even if they have disjoint value sets.
- **Numerical Columns:** Since language models cannot effectively capture numerical distributions, we adopt a statistical clustering approach for numerical columns. Each column is first standardized via Z-score normalization to ensure scale invariance, then represented as a discretized histogram density vector with b bins.

Discovery Seed Clusters (C_{seed}). Finally, we construct seed clusters for type discovery by intersecting the metadata-based and content-based clusters. Two columns are in the same seed cluster when they are co-located in the same name-based and value-based clusters. This strict intersection requirement acts as a high-precision filter, ensuring that grouped columns are semantically coherent. While we employ a unified threshold ($\tau_{name} = \tau_{value} = \tau$) in our baseline evaluation, this framework allows for domain-specific tuning; for instance, lowering τ_{name} in datasets with noisy headers to rely more heavily on value-based signals.

3.2 LLM-based Type Discovery

We synthesize a tailored prompt for each seed cluster to facilitate zero-shot type discovery. Since naive prompts fail to handle open-world, multi-type scenarios effectively, our prompt construction pipeline incorporates three key components: representative value sampling, context injection, and dynamic type retrieval.

Length-stratified Value Sampling. A key challenge with multi-typed seed clusters is ensuring the LLM sees examples from all distinct semantic categories. For instance, a cluster with mixed NYC Borough names and District-Borough Numbers (DBNs) contains fundamentally different semantic types that must both be represented. Random or frequency-based sampling fails here: rare

types are overshadowed by dominant ones, while value clustering (via TF-IDF or embeddings) is computationally prohibitive at scale.

We observe that distinct semantic domains frequently exhibit characteristic string lengths (e.g., NYC DBNs have fixed length, whereas Borough names vary). Leveraging this structural regularity, we introduce *length-stratified* sampling to construct a representative value set V_{rep} given sampling budget k . First, we aggregate all unique values from seed cluster C_{seed} and partition them by string length. Second, we sort these length-based groups by size in descending order, prioritizing common structural patterns. When the number of groups M exceeds budget k , we prioritize structural breadth by selecting one representative from the top- k most populated groups. When $k > M$, we distribute samples across all groups, allocating multiple examples to populous ones to capture value diversity within identical structures. This strategy ensures both dominant and minority types receive representation proportional to the available budget.

Context Injection. Aggregating columns from different tables into a single cluster strips their original table context, which is valuable for CTA tasks [50]. This particularly harms numerical columns with opaque names, where neighboring columns provide critical disambiguation. For instance, "Count" could represent population, transactions, or inventory depending on table context. To restore this context, we compute a *header co-occurrence profile* for each cluster by identifying the top- N column names most frequently appearing in the same source tables as cluster columns. These are injected into the prompt, providing the LLM necessary relational context for semantic disambiguation.

Dynamic Type Retrieval. A significant challenge in open-type semantic discovery is the generation of redundant, synonymous types (e.g., NYC Borough Name and Borough) that represent identical concepts across clusters. Naively providing the LLM with the complete set of previously discovered types is prohibitively expensive in terms of token usage and increases the likelihood of hallucinations or inaccurate annotations [11].

To address this challenge, we implement a dynamic type retrieval mechanism using an inverted index that maps each unique value to its associated semantic types. The mechanism operates as follows:

- *Index Update*: As semantic types are discovered for a cluster, we propagate these labels to all unique values within that cluster and update the global inverted index accordingly.
- *Retrieval*: When processing a new seed cluster, we query the index using the unique values stored across its columns. If any values have associated types from prior iterations, we retrieve and present those types to the LLM as candidate semantic types, indicating that these are known, validated labels.
- *Fallback*: In cases where no values are found in the index, we provide a filtered subset of previously discovered types that match the cluster’s data characteristics (i.e., numerical types for numerical columns, textual types for textual columns). To mitigate the risk of large candidate sets in the fallback scenario, we process seed clusters in descending order of size. This ensures the inverted index is rapidly populated with the most prevalent values first, significantly reducing the likelihood of injecting the prompts with larger candidate sets.

Structured Prompt Synthesis. Finally, we integrate the value samples, context, and retrieved types into a structured prompt, as shown in Figure 3. The prompt guides the LLM through a reasoning path for discovering semantic types for columns in the seed cluster by explicitly instructing it to: 1) consider column names, value samples, and provided context, while prohibiting the generation of generic data types (e.g., String, Integer), 2) minimize redundant type creation by adopting a strict decision logic using the retrieved semantic types – the LLM must first evaluate whether an existing candidate type provides an exact match, and generate a new type only when no existing candidate type is semantically sufficient to cover any of the observed concepts, 3) disallow closest-match approximations to ensure precision in discovered types, 4) constrain the output to a strict JSON format containing only the final semantic labels to enable automated parsing.

4 TYPE PROPAGATION & ANNOTATION

Following the discovery phase, StraTyper annotates columns in the dataset collection using the discovered semantic types. A naive approach that annotates each column individually against the full set of discovered types is prone to hallucinations due to context-window saturation. We address this challenge through a two-tier strategy: high-confidence batch-type propagation for seed clusters (Section 4.1) and targeted, closed-set annotation using open-source LLMs for the remaining columns (Section 4.2).

4.1 Seed Cluster Type Propagation

The initial annotation layer operates automatically without additional computational cost. Since the seed clusters (C_{seed}) were formed by the strict intersection of column name-based and value-based clusters (Section 3.1), they represent semantically coherent groupings with high confidence. Consequently, we propagate the corresponding discovered types to all columns within each seed cluster. This batch propagation significantly reduces the number of required inference calls, lowering both LLM utilization and associated costs while maintaining high precision.

4.2 Targeted Closed-Set Annotation

For columns not covered by seed clusters, we employ closed-set annotation using an open-source LLM. This further reduces costs compared to proprietary models while maintaining effectiveness through carefully scoped candidate sets and structured prompting.

Candidate Set Retrieval. One possible approach to label the remaining columns is to prompt the LLM using the set of discovered types. However, LLMs effectiveness has been shown to decrease with both the prompt size and the number of choices for classification [11]. Therefore, instead of overwhelming the LLM with the full set of discovered types, we construct targeted candidate sets for each column. We derive these candidates from three complementary sources created during the clustering phase:

- *Name-Based Cluster Candidates*: We examine the column name-based cluster (C_{name}) containing the target column, and identify any columns within that cluster that have already received annotations from the discovery phase. Their types are added to the candidate set, leveraging the assumption that columns with similar headers likely share semantic types.
- *Value-Based Cluster Candidates*: Similarly, we examine the value-based cluster (C_{value}) containing the target column and aggregate types from any already-annotated column. This captures columns that have different names but contain semantically similar values.
- *Inverted Index Lookups for Candidates*: Finally, we query the Value-Type index using the target column’s unique values. If the values appear in the index, we retrieve the associated types.

Structured Prompting Strategy. After scoping down the candidate sets, we employ an open-source LLM for closed-set annotation. However, simply prompting the LLM to select from candidate types would fail to yield reliable results for multi-type annotation, particularly because open-source models often lack the ability to perform implicit multi-step reasoning. To address these limitations, we design a structured prompt that decomposes the closed-set multi-type annotation task into sequential verification steps. By explicitly serializing the verification process, we induce a Chain-of-Thought [46] that scaffolds the model’s reasoning.

The prompt receives as input: (i) the target column’s name, (ii) a sample of its table context (column names and top- l rows), and (iii) a length-stratified sample of its values (using the method from Section 3.2). The LLM is instructed to iterate through the candidate set and verify whether each candidate fits the semantics of the target column. The verification logic differs by column data type: for *textual data*, the LLM inspects whether each candidate type captures the semantics of any value sample – a candidate is accepted if it describes at least a subset of the observed values; for *numerical data*, the decision relies primarily on table context and column name, since numerical values alone are often insufficient to determine semantics. Crucially, the prompt explicitly instructs the LLM to reject all candidates if none provides an accurate match. This structured approach enables multi-label annotation while preventing forced assignments and enabling the model to abstain when confidence is low, maintaining annotation precision.

Type Aggregation. Our final annotation strategy varies by column data type, reflecting fundamental differences in how semantic ambiguity manifests:

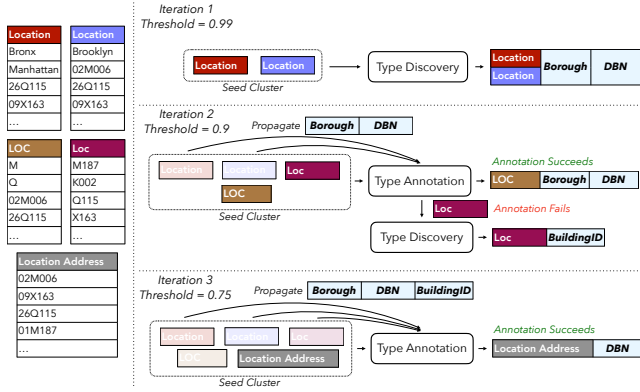


Figure 4: Iterative Cascading discovery: i) **StraTyper** discovers semantic types from seed clusters at a high threshold ($\tau = 0.99$), ii) propagates them to sibling columns in lower threshold clusters (LOC and Location Address for $\tau \in \{0.9, 0.75\}$) via closed-set annotation, iii) discovers types for residual unannotated columns (Loc for $\tau = 0.75$).

– *Textual Columns*: Since textual columns can legitimately contain values from multiple semantic types, we treat the three candidate sources (based on name-based, value-based clusters, and the inverted index) as complementary views. We perform closed-set annotation for each source independently and union the outputs. This disaggregated approach keeps individual candidate sets small while ensuring comprehensive coverage and enables the discovery of all types present in multi-typed columns.

– *Numerical Columns*: Numerical distributions are often ambiguous – columns sharing identical value ranges might represent entirely different concepts (e.g., percentages and normalized scores both range from 0-100). Consequently, we restrict candidate retrieval exclusively to name-based clusters, bypassing value-based clusters and index lookups. This conservative approach prevents spurious semantic associations that could arise from coincidental numerical overlap, instead relying on the stronger signal of column naming conventions and table context.

5 ITERATIVE CASCADING DISCOVERY

Relying on a single similarity threshold presents a fundamental trade-off: high thresholds yield clean, coherent clusters with low coverage, while low thresholds maximize coverage but risk grouping mixed-type columns, producing overly generic or noisy types. To eliminate manual tuning and balance semantic precision with broad coverage, **StraTyper** employs an *Iterative Cascading* (IC) framework. Figure 4 illustrates IC through an example.

The Cascading Process. IC operates over a predefined sequence of decreasing similarity thresholds. Rather than treating these as separate independent runs, we cascade the knowledge (i.e., semantic type annotations) from stricter iterations (higher thresholds) to inform and constrain type discovery in subsequent looser iterations (lower thresholds). At each similarity level τ_{sim} , IC performs the following operations:

– *Seed Cluster Formation*: We generate discovery seed clusters using threshold τ_{sim} (Section 3.1). Initial iterations produce small, dense,

semantically pure clusters due to higher similarity thresholds. Subsequent iterations yield progressively larger, looser clusters that capture more subtle semantic relationships.

– *Candidate Type Capture*: For each seed cluster, we identify columns previously annotated in higher-threshold iterations. These columns are excluded from further processing, while their discovered types are aggregated to form a high-confidence candidate set for the remaining unannotated columns within the cluster.

– *Targeted Closed-Set Annotation*: Before invoking type discovery, IC attempts to annotate remaining columns using types from their already-annotated cluster siblings. We employ the open-source LLM for closed-set annotation from Section 4.2, leveraging columns annotated at high thresholds to label columns that only qualify for a seed cluster at lower thresholds. This approach uses zero-cost open-source LLMs while maintaining small, relevant candidate sets and ensuring type consistency.

– *Discovery on Residual Columns*: Columns that remain unannotated after closed-set annotation are forwarded to LLM-based type discovery (Section 3.2). These columns are semantically distinct from their cluster neighbors and would be falsely annotated if we relied solely on type propagation. By invoking the discovery LLM only when novel semantic types must be discovered, we avoid erroneous type propagation while limiting token usage.

Residual Column Annotation. Following the cascade process, any remaining unannotated columns undergo a final iterative annotation using the closed-set strategy from Section 4.2. To maintain precision, we proceed hierarchically: first attempting annotation using candidate type sets extracted from name-based and value-based clusters at higher thresholds, then progressively considering lower thresholds. This ensures that **StraTyper** evaluates whether fine-grained semantic types fit the remaining columns before resorting to more general types.

Benefits of Iterative Cascading. The cascading approach provides two key advantages. First, it *balances precision and annotation coverage* by capturing fine-grained semantics in early iterations and propagating them to broader groups of columns, thereby avoiding generic type assignments that arise from clustering at lower similarity thresholds alone. For instance, Figure 4 shows that relying solely on a loose threshold $\tau = 0.75$ would create an impure seed cluster, leading to either discovering overly generic types (e.g., "Location") or propagating incorrect types to every column in the cluster. Second, the framework *achieves computational efficiency by minimizing expensive discovery LLM calls*. Columns receive types through propagation and targeted annotation whenever possible, with discovery invoked only for semantically novel cases. This reduces overall token usage and associated costs while maintaining annotation quality.

6 EXPERIMENTAL EVALUATION

We conduct a detailed evaluation of **StraTyper** to assess: i) token usage and monetary costs, ii) quality of the derived semantic types, iii) cost-effectiveness tradeoffs, iv) utility for downstream tasks, including join discovery and schema matching tasks. We also perform ablations across key parameters and components of our method. Our main findings are:

Dataset	#Tables	Min - Max #Cols	Min - Max #Rows	#Numerical Cols	#Textual Cols
NYC-E	373	2 - 19	3 - 1271726	1965	1444
NYC-CG	331	3 - 20	2 - 100000	1378	1693
Freyja [30]	160	1 - 61	2 - 126495	699	617

Table 1: Statistics of the evaluation dataset collections used for column type discovery and annotation in our paper.

Component	Parameter	Setting
Discovery	Model	Gemini 2.5 Flash
	Temperature	0.3
	Value Samples	10
	Context Columns	5
Clustering	Histogram Bins	100
	Embedding Model	paraphrase-mpnet-base-v2
Annotation	Model	Open AI GPT-OSS
	Temperature	0.0
Evaluation	Judge Model	OpenAI GPT-4.1-Mini
	Temperature	0.0
General	Table Context	3 rows (10 for LLM baselines)
	Minimum Cluster Size	2 columns

Table 2: Standard hyperparameters and model settings for StraTyper’s variants.

- **Cost Efficiency:** StraTyper reduces costs incurred by LLM usage by up to 2.5× while maintaining comparable or superior effectiveness, generating a concise set of semantic types that accurately describe annotated columns.
- **Model Robustness:** StraTyper’s performance remains consistent across different commercial and open-source LLMs, demonstrating that our framework is not dependent on a specific model.
- **Multi-Type Annotation:** StraTyper significantly outperforms LLM-only baselines at identifying and annotating multi-typed columns, achieving ~52% higher recall while maintaining precision.
- **Downstream Task Effectiveness:** Semantic types discovered by StraTyper yield up to ~63% and ~47% higher accuracy for join discovery and schema matching, respectively, compared to types generated solely by commercial LLMs, validating the quality and utility of discovered types.

6.1 Experiment Setup

Dataset Collections. We evaluate StraTyper on three diverse dataset collections with different characteristics (Table 1). Two collections come from the New York City OpenData repository [33] – the *Education* (NYC-E) and *City Government* (NYC-CG) categories – representing domain-specific, real-world data. We also use the Freyja [30], comprising datasets from open repositories such as OpenML and Kaggle. These collections exhibit complementary characteristics, covering a wide range of table sizes and column types, and include both numerical and textual values. NYC-E is predominantly numerical, NYC-CG collection contains more textual columns, while Freyja shows a balanced distribution, with a nearly equal number of numerical and textual attributes. This diversity enables us to assess StraTyper’s robustness across different data distributions and semantic type categories.

StraTyper Variants. To evaluate the impact of similarity thresholds and the effectiveness of Iterative Cascading (IC), we instantiate StraTyper using distinct configurations that share the same architecture but differ in how they handle the discovery phase:

– *StraTyper_{Threshold}* applies a fixed similarity threshold $\tau_{name} = \tau_{value} = \tau$ for both the name-based and value-based clustering steps. We examine thresholds $\tau \in \{0.75, 0.9, 0.99\}$, ranging from relaxed (broader coverage, potentially lower precision) to strict (higher precision, narrower coverage).

– *StraTyper_{IC}* utilizes the iterative cascading discovery strategy from Section 5, operating over the threshold sequence $\{0.99, 0.9, 0.75\}$. This variant eliminates the trade-off inherent in selecting a single fixed threshold, effectively balancing high precision with broad coverage. We adopt this as the default variant of StraTyper.

Unless otherwise noted, all experiments adhere to the standard parameter settings detailed in Table 2.

Model Selection. We select specific Large Language Models (LLMs) and temperature settings tailored to the distinct requirements of each phase (creativity for discovery vs. determinism for classification and evaluation). For discovery, we use Gemini Flash 2.5 for its high inference throughput, encapsulated knowledge, and performance comparable to larger models (e.g., Gemini Pro or Anthropic’s premier models). For closed-set annotation, we employ the open-source OpenAI GPT-OSS, as our method’s structured prompting strategy allows open-source models to perform on par with commercial ones. Other open-source models like Microsoft’s Phi-4 can be substituted without performance degradation. To ensure fair, automated evaluation, we use a different closed-source model, OpenAI GPT-4.1-Mini, as an independent judge, as this model family has been shown to perform best in LLM-as-Judge tasks [28, 53].

LLM-based Baselines. In the absence of existing works for open-type and multi-type column annotation, we design four ablation baselines that rely exclusively on an LLM to isolate the contributions of StraTyper’s components – *i*) the inclusion of elaborate instructions in the prompt, and *ii*) reuse of previously discovered types:

– *StraTyper_{LLM}* applies StraTyper’s prompt instructions (analysis guidelines as shown at the bottom half of Figure 3) on every dataset in the collection to annotate the columns of each dataset in the collection. This allows us to assess the efficacy of our structured prompting in isolation from our clustering and cascading mechanisms. Given that this baseline combines our elaborate type-discovery instructions with a powerful commercial LLM, it essentially functions as an oracle, i.e., an upper bound on performance, representing the ideal quality achievable when resource constraints (e.g., cost) are removed.

– *StraTyper_{LLM}^{Reuse}* extends *StraTyper_{LLM}* by maintaining a dynamic list of previously discovered types and providing instructions on when and how to reuse them. We use this baseline to assess whether the LLM can consistently pick valid types from an evolving list without our inverted index structure.

– *Naive_{LLM}* prompts the LLM to identify all distinct possible semantic types for all columns of each given dataset without further instructions and guidelines. We employ this baseline to assess the effectiveness of our structured prompt design.

– *Naive_{LLM}^{Reuse}* This variant combines the prompt of *Naive_{LLM}* with the type reuse mechanism of *StraTyper_{LLM}^{Reuse}*. It provides the LLM with a list of previously discovered types but offers no explicit guidance on when or how to select them.

To ensure a fair and consistent comparison, all baselines utilize Gemini 2.5 Flash and are given the same input context: the column headers of the dataset and a random sample of 10 data rows, filtered to minimize NaN values and maximize information density.

6.2 Evaluation Strategies and Metrics

To rigorously assess the quality of StraTyper for open-type, multi-type discovery and annotation, we employ a dual evaluation strategy: 1) large-scale automated evaluation using an LLM-as-a-Judge to measure correctness across the entire corpus, and 2) focused manual verification on a stratified subset of columns to estimate recall and F1 scores.

Automated Evaluation with LLM-as-a-Judge. Manual verification of semantic type annotations across hundreds of columns is prohibitively expensive. Following recent work demonstrating the reliability of LLM-based evaluation for reasoning [53], natural language generation [28], and dataset description [51] tasks, we employ an LLM as an automated judge.

For each column, the judge receives table context (column names and sampled rows), additional values from the column, and predicted annotations from all methods. To ensure consistent evaluation, we aggregate all predictions from StraTyper variants and baselines into a single set of unique candidate types, guaranteeing that identical types receive the same evaluation regardless of source and eliminating inter-run variance. The judge classifies each annotation as correct or incorrect based on whether the semantic type accurately describes a subset of the column’s values, accounting for columns storing multiple types. Since our goal is to discover rich semantic types referring to real-world concepts, we instruct the judge to reject generic types (e.g., "number", "string") as incorrect.

We define two metrics for evaluating semantic type discovery and annotation:

– *Hit Rate* (Hits) measures the fraction of columns for which the method provides at least one correct annotation.

$$\text{Hits} = \frac{1}{|C|} \sum_{c \in C} \mathbb{I}(|T_{\text{ann}}(c) \cap T_{\text{valid}}(c)| \geq 1) \quad (1)$$

– *Precision* (P_{judge}) measures the fraction of all annotated types that are valid across columns.

$$P_{\text{judge}} = \frac{\sum_{c \in C} |T_{\text{ann}}(c) \cap T_{\text{valid}}(c)|}{\sum_{c \in C} |T_{\text{ann}}(c)|} \quad (2)$$

where C is the set of all annotated columns, $T_{\text{ann}}(c)$ and $T_{\text{valid}}(c)$ are the sets of semantic types that are annotated and evaluated as correct, and $\mathbb{I}(\cdot)$ is the indicator function (equals 1 if the condition is true, 0 otherwise).

Manual Evaluation on Stratified Samples. While automated evaluation scales effectively across all annotated columns, it cannot identify valid types that a method failed to discover (false negatives). Therefore, we conduct a manual evaluation strategy on a stratified subset of columns. We use StraTyper_{IC} to guide sampling by selecting one representative column for each distinct type discovered, ensuring full coverage of captured semantic space.

For each sampled column and each method, we construct a synthetic ground truth (GT_{syn}) of valid semantic types through a two-step process: 1) *Validate predicted types*: A human evaluator inspects each method’s annotations and adds correct semantic types to the ground truth GT_{syn} , and 2) *Identify missed types*: The evaluator

Dataset	Method	In. Tokens	Out. Tokens	# Types	Cov.
NYC-E	Naive _{LLM}	327,444	68,776	833	100%
	Naive _{Reuse_{LLM}}	480,914	65,061	128	100%
	StraTyper _{LLM}	364,744	71,229	1276	100%
	StraTyper _{Reuse_{LLM}}	911,275	66,949	250	100%
	StraTyper _{IC}	454,369	7,897	206	84.95%
NYC-CG	Naive _{LLM}	1,251,129	60,029	1203	100%
	Naive _{Reuse_{LLM}}	1,419,476	59,970	240	100%
	StraTyper _{LLM}	1,284,229	62,332	1628	100%
	StraTyper _{Reuse_{LLM}}	1,554,840	57,405	331	100%
	StraTyper _{IC}	487,070	5,199	190	63.86%
Freyja	Naive _{LLM}	134,256	24,511	696	100%
	Naive _{Reuse_{LLM}}	245,877	25,321	244	100%
	StraTyper _{LLM}	150,256	26,797	1007	100%
	StraTyper _{Reuse_{LLM}}	285,937	23,024	280	100%
	StraTyper _{IC}	85,293	1,371	77	46.81%

Table 3: Total discovery LLM token usage (Gemini 2.5 Flash), number of types and annotation coverage across all three evaluation datasets.

manually reviews the column’s values and table context to identify valid semantic concepts that all methods failed to discover. These missed concepts are added to GT_{syn} as abstract placeholders (e.g., Other_1 , Other_2).

Including the Other_k placeholders ensures that methods are penalized for false negatives, enabling calculation of Recall and F1 scores. This evaluation strategy allows computing true-positive (TP), false-positive (FP) and false-negative (FN) counts across all columns as follows:

$$TP = \sum_{c \in C_{\text{sample}}} |T_{\text{ann}}(c) \cap GT_{\text{syn}}(c)|$$

$$FP = \sum_{c \in C_{\text{sample}}} |T_{\text{ann}}(c) \setminus GT_{\text{syn}}(c)|$$

$$FN = \sum_{c \in C_{\text{sample}}} |GT_{\text{syn}}(c) \setminus T_{\text{ann}}(c)|$$

where C_{sample} is the sampled set of columns and $T_{\text{ann}}(c)$ the set of semantic type annotations for a column $c \in C_{\text{sample}}$. Using the TP, FP and FN counts, we compute Precision (P), Recall (R) and F1 (F1) scores over all columns in the sampled subset.

6.3 Discovery and Annotation Effectiveness

Token Usage, Type Count and Coverage. Table 3 summarizes token usage, type generation, and annotation coverage across three dataset collections.

StraTyper_{IC} consistently exhibits the *lowest token usage across all collections*, achieving approximately one order of magnitude reduction in output tokens compared to LLM-only baselines. This efficiency stems from two design choices: (1) clustering-based batching (Section 3.1) reduces the number of LLM calls by processing groups of semantically similar columns rather than individual columns, and (2) dynamic type retrieval (Section 3.2) maintains low input token counts by injecting only the most relevant candidate types into prompts. In contrast, baselines employing naive type reuse

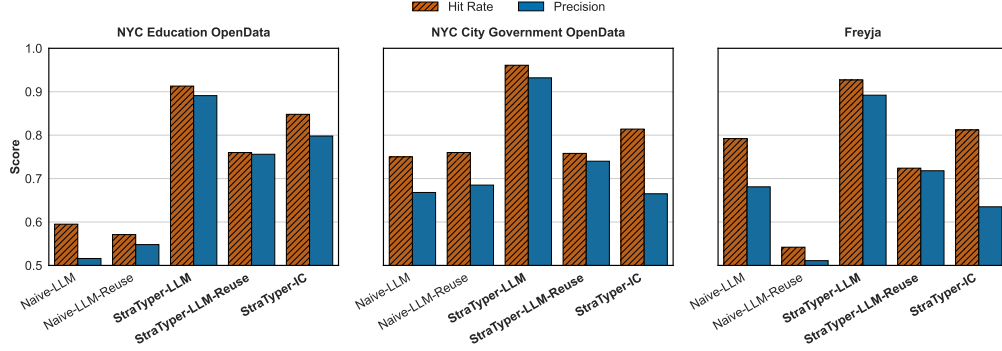


Figure 5: Precision and Hit Rate results across all three dataset collections using automated evaluation with the LLM as a judge.

suffer from excessive context expansion, injecting every previously discovered type into subsequent prompts regardless of relevance.

Methods that incorporate type-reuse generate substantially fewer unique types – between 77 and 331 across collections – compared to methods without reuse, which produce 833 to 1,628 types. This demonstrates the effectiveness of controlled type generation.

LLM-only baselines achieve 100% coverage by design – the LLM always outputs a type for every column, even if the type is overly generic (e.g., "Location," "Identifier") or incorrect. In contrast, StraTyper_{IC} achieves selective coverage ranging from 47% (Freyja) to 85% (NYC-E), deliberately prioritizing precision over exhaustive annotation. This variance correlates with semantic redundancy in the collections: coverage is highest when datasets contain many columns sharing common types (NYC-E), and lower in collections with diverse, long-tail semantics (Freyja). This selective coverage reflects an intentional design philosophy rather than a limitation. StraTyper is optimized to capture dominant, recurring semantic types that are most valuable for downstream integration tasks, effectively filtering out noisy or highly-specific rare columns that may not warrant costly type discovery. For instance, a one-off column containing internal system identifiers unique to a single table provides limited value for data integration compared to frequently used types such as "School District Code" or "Borough Name."

When exhaustive annotation is required, StraTyper can be complemented with LLM-only processing for uncovered columns. Since StraTyper_{IC} handles the majority of columns through efficient batching and propagation, applying StraTyper_{LLM} to only the remaining 15-53% of columns still results in substantial savings compared to processing the entire collection.

Quality Evaluation. We evaluate annotation quality through both automated (LLM-as-a-judge) and manual assessment. For automated evaluation (Figure 5), we compute results on the subset of columns that StraTyper successfully annotated to isolate quality from coverage variability. StraTyper_{LLM} consistently achieves the highest performance as expected—it combines our specialized prompting with a powerful proprietary model. The large gap between Naive_{LLM} and StraTyper_{LLM} validates our prompt engineering effectiveness. However, type reuse harms baseline performance, confirming that LLMs struggle to select correct types as candidate lists grow [11], highlighting the importance of candidate type selection (Section 4.2).

Dataset	Method	Discovery (F1)	Annotation (F1)	Total		
		All	All	Precision	Recall	F1
NYC-E	Naive _{LLM}	0.691	0.732	0.661	0.761	0.707
	Naive _{Reuse LLM}	0.541	0.538	0.522	0.558	0.540
	StraTyper _{LLM}	0.855	0.865	0.855	0.863	0.859
	StraTyper _{Reuse LLM}	0.717	0.698	0.713	0.706	0.709
	StraTyper _{IC}	<u>0.802</u>	<u>0.783</u>	<u>0.771</u>	<u>0.819</u>	<u>0.795</u>
	# Columns	182	123	305		
NYC-CG	Naive _{LLM}	0.749	0.698	0.682	0.772	0.724
	Naive _{Reuse LLM}	0.557	0.580	0.532	0.611	0.569
	StraTyper _{LLM}	0.868	0.887	0.865	0.890	0.877
	StraTyper _{Reuse LLM}	0.558	0.645	0.590	0.609	0.600
	StraTyper _{IC}	<u>0.770</u>	<u>0.766</u>	<u>0.716</u>	<u>0.830</u>	<u>0.768</u>
	# Columns	139	131	270		
Freyja	Naive _{LLM}	0.772	<u>0.875</u>	<u>0.748</u>	<u>0.897</u>	<u>0.816</u>
	Naive _{Reuse LLM}	0.555	0.567	0.526	0.600	0.560
	StraTyper _{LLM}	0.989	0.965	0.966	0.993	0.980
	StraTyper _{Reuse LLM}	0.608	0.635	0.617	0.623	0.620
	StraTyper _{IC}	<u>0.775</u>	0.792	0.717	0.860	0.782
	# Columns	63	52	115		

Table 4: Manual performance evaluation. **Bold and underline indicate the best and second-best results, respectively. Last line for each dataset collection shows number of columns evaluated.**

StraTyper_{IC} demonstrates strong effectiveness, ranking second across all datasets and surpassing all baselines except the oracle-like StraTyper_{LLM}. However, precision varies across datasets due to our design choice of using open-source LLMs for closed-set annotation, prioritizing cost reduction over the proprietary models used by baselines. Selecting the correct type from a provided list is a challenging task, and even commercial, closed-source models may struggle with subtle semantic distinctions. Precision is higher for NYC-E, where discovered types during clustering accurately cover many columns due to significant semantic overlap. In datasets with long-tail semantics (Freyja), the discovered types may not perfectly describe every column during closed-set annotation, leading to lower precision.

Table 4 presents detailed manual evaluation results that address the LLM judge’s limitations, such as judgment variance and inability to inspect full column values. Given our focus on open-type and

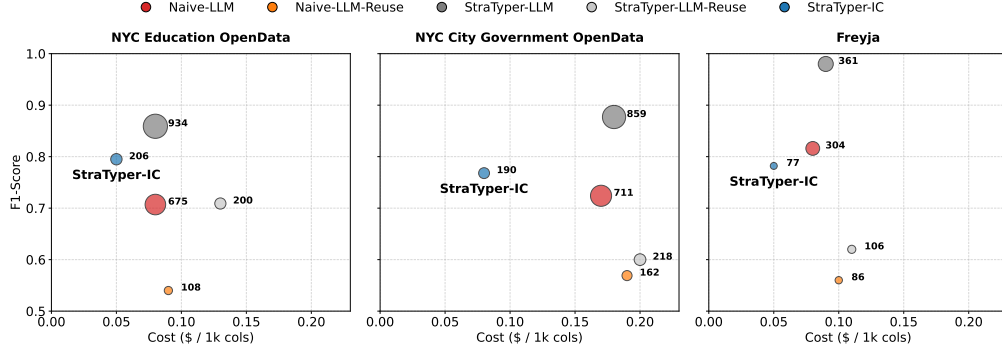


Figure 6: Cost vs. Effectiveness vs. Type Redundancy trade-off across three datasets. Bubble size indicates the count of unique types discovered by each method.

multi-type discovery, manual inspection is crucial to accurately assess recall, ensuring that the models are not merely precise but also capture all relevant semantic types. The results confirm automated findings: StraTyper_{LLM} achieves the best performance, while Naive_{LLM} demonstrates much lower quality. Without guidance, Naive_{LLM} frequently proposes generic data types (e.g., "numerical_value") that the LLM judge may accept but fail to capture domain-specific semantics. An exception occurs with Freyja, where some datasets lacked sufficient metadata, leading us to accept generic types as correct. Baselines employing type reuse perform significantly worse than in automated evaluation, with precision dropping substantially. Manual inspection revealed that once a generic type enters the reuse list, models tend to prioritize it when annotating new columns, demonstrating that large candidate lists confuse rather than help LLMs.

StraTyper_{IC} performs well, ranking second across most datasets. Notably, its manual precision is often higher than automated precision—the LLM judge marked valid types as incorrect due to its limited view of column values. During the annotation phase, StraTyper_{IC} achieves high F1 scores despite relying on open-source LLMs, validating our strategy of injecting concise, tailored candidate subsets rather than complete type sets. An interesting finding from manual review is StraTyper ’s robustness in handling dirty data: we observed instances where StraTyper predicted multiple semantic types for columns intended to hold a single type (based on metadata definitions), suggesting significant potential for downstream data cleaning tasks.

The manual evaluation confirms the validity of our large-scale automated evaluation. The differences observed are primarily attributable to the limited context available to the LLM judge compared to a human evaluator with full data access. This reinforces the utility of LLM-based judges for scaling evaluation while highlighting the need to pair them with manual verification to capture nuances.

Cost, Effectiveness, and Type Redundancy Tradeoffs. Figure 6 contrasts cost (based on Gemini 2.5 Flash pricing [13]), effectiveness, and type redundancy. It shows *i*) F1-scores obtained through manual evaluation (y-axis), *ii*) normalized LLM usage costs per thousand columns annotated (x-axis), and *iii*) the number of unique semantic types discovered (size of bubble) computed based on the columns annotated by StraTyper_{IC} to ensure a fair comparison.

StraTyper consistently achieves the best trade-off between performance and cost across all datasets – it is always in the top-left quadrant – achieving high F1 scores, while maintaining the lowest cost among all methods. Moreover, the smaller bubble sizes indicate that StraTyper successfully distills semantic types, highlighting the value of using clusters to guide discovery. Indeed, the method captures distinct, meaningful concepts rather than generating redundant and generic types. In contrast, the StraTyper_{LLM} baseline yields the highest F1 scores, but at a substantially higher cost – up to 2.5 times more expensive. More importantly, its large bubble size reveals a critical weakness: high type redundancy, since the model tends to generate numerous synonymous types for semantically similar columns. This can be detrimental to downstream tasks, such as join discovery or schema matching. Furthermore, we observe that the baselines employing type reuse exhibit low performance, being also the most expensive methods due to the token overhead of processing large semantic type lists. While their type sets are more concise, our manual evaluation confirmed that they fail to cover the semantic space as accurately as StraTyper .

6.4 Ablation Studies & Detailed Analysis

In what follows, we discuss results from three targeted studies on the NYC-E dataset collection to analyze StraTyper ’s design choices.

Model Ablation. We evaluate StraTyper ’s sensitivity to the underlying LLM by experimenting with three distinct models: Microsoft’s Phi-4 (14B parameters, open-source), OpenAI’s GPT-OSS (120B parameters, open-source), and the commercial Gemini 2.5 Flash. Figure 7 shows annotation accuracy and number of discovered semantic types for different models used during the discovery and annotation phases.

The choice of model significantly affects discovery quality, though not always in ways captured by automated metrics alone. The open-source Phi-4 model achieves a hit rate comparable to that of its larger counterparts, though with lower precision. Surprisingly, GPT-OSS yields the highest hit rate and precision scores. However, these metrics obscure potential quality issues in the generated types. Manual inspection reveals high type redundancy: the open-source models frequently create multiple synonymous types for identical concepts or trivially mirror column names during discovery. Consequently, the LLM judge may annotate such low-quality types as correct, artificially inflating effectiveness metrics. In contrast,

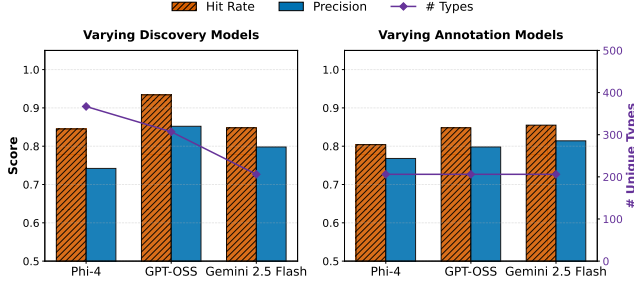


Figure 7: Impact of varying the underlying LLM for the discovery and annotation phases. Bars denote effectiveness metrics, while the line tracks number of unique types discovered.

Method	Hit Rate	Precision	# Unique Types	Cov.
StraTyper₇₅	0.854	0.787	190	91.43%
StraTyper₉₀	0.895	0.824	186	83.81%
StraTyper₉₉	0.872	0.816	130	64.59%
StraTyper_{IC}	0.848	0.798	206	84.95%

Table 5: Comparison of StraTyper’s variants.

Gemini 2.5 Flash generates more diverse and semantically meaningful types, demonstrating superior knowledge encapsulation and instruction following for the creative task of type discovery. This motivates our default choice of Gemini for the discovery phase.

Varying the underlying LLM during annotation produces minimal performance differences, with all three models achieving nearly identical results (Gemini scores are only marginally higher, within 5%). This finding is particularly significant: it demonstrates that by providing a concise set of candidate types, StraTyper enables open-source models to match the effectiveness of proprietary models, offering a cost-effective alternative without sacrificing accuracy. Finally, we observe that the number of unique types remains stable, indicating that our closed-set annotation strategy successfully prevents models from hallucinating types outside the candidate set – a common failure mode when LLMs are asked to generate rather than select semantic types.

Iterative Cascading vs. Single-Threshold Discovery. Table 5 summarizes the performance results of StraTyper_{IC} and single-threshold variants. Hit rate and precision exhibit minimal variance across configurations. Stricter thresholds yield marginal improvements in precision by forcing the discovery phase to form highly cohesive clusters containing columns with very similar names and values. However, these gains are modest and come at a significant cost in coverage: coverage drops substantially as thresholds increase. This decline results from fewer discovered types and higher type specificity: strict thresholds produce small, pure clusters that yield highly specific types applicable to fewer columns. Conversely, StraTyper₇₅ achieves the highest column annotation coverage but at the cost of over-generalization. Manual inspection reveals a critical quality difference not captured by automated metrics. StraTyper₇₅ frequently generates overly generic types (e.g., "Location" instead of "NYC Borough") because looser clustering groups semantically distinct columns together, forcing the LLM to find common denominators. In contrast, StraTyper_{IC} achieves a superior balance

between specificity and generalization by iteratively discovering types at different granularities. It maintains robust coverage (85.0%) while generating a semantic type vocabulary that is both distinct and meaningful, avoiding the over-generalization associated with lower static thresholds.

Method	Precision	Recall	F1
StraTyper_{LLM}	1	0.397	0.568
StraTyper_{IC}	0.905	0.603	0.724

Table 6: Comparison on multi-typed columns.

Annotating Multi-Type Columns. To verify the ability of our method to discover multiple types present in columns, we conducted a manual evaluation on a set of 16 multi-typed columns. Table 6 shows effectiveness results of StraTyper_{IC} against those of the oracle-like StraTyper_{LLM}. While precision for both methods is high, we see that recall differs by a considerable margin: StraTyper is much better at capturing more valid semantic types, when a column stores values from several domains. This discrepancy in performance can be explained by the value samples each method sees, since both of them use the same instruction set for discovering types. Essentially, StraTyper_{IC} captures more valid semantic types because of the dedicated value sampling strategy it uses to effectively discover polysemy in columns.

6.5 Semantic Types for Column Join/Matches

We study the effectiveness of StraTyper for two downstream tasks: *join discovery* [8, 14, 23, 27, 30] and *schema matching* [22, 29, 34].

Join/Match Ground Truth Pairs. To evaluate StraTyper’s annotations, we need ground truth join/match column pairs. We utilize two distinct ground truth datasets. For join discovery, we use the Freyja benchmark [30], which contains 910 equi-join and fuzzy-join pairs. For schema matching, we curated novel ground truth for NYC-E by manually identifying semantically corresponding column pairs. We leveraged StraTyper_{LLM} semantic types (the highest quality, per Section 6.3) to facilitate annotation: we computed clusters of columns with semantically similar types, sampled column pairs from each cluster, and manually verified them as valid matches. Matches were accepted if they represented valid equi-join, fuzzy-join, or union (same semantics, no overlaps) cases. Based on this process we constructed a ground truth of 1563 matches.

Evaluation Process. For each pair of join/match columns, we compute the average embedding similarity of their annotations, which indicates how semantically similar the semantic types of joinable/matching columns are. In addition, we compute the percentage of column pairs that share at least one common annotation or have exactly the same annotations. These metrics provide stronger evidence of whether a semantic type annotation method is suitable for capturing joinable/matching pairs, since they do not depend on computing similarity or using a threshold to determine join/match validity. Table 7 summarizes the results for StraTyper and LLM-only baselines for join discovery (Freyja) and schema matching (NYC-E).

Join Discovery. StraTyper provides the most useful semantic types for join discovery: not only do semantic types of joinable pairs have

Method	Avg. Emb. Sim.		% Shared Types		% Same Types	
	JD	SM	JD	SM	JD	SM
Naive _{LLM}	0.768	0.835	36.92	38.90	27.14	24.95
Naive _{LLM} ^{Reuse}	0.968	0.900	94.18	81.32	79.89	71.34
StraTyper _{LLM}	0.778	0.897	32.42	57.20	29.78	52.85
StraTyper _{LLM} ^{Reuse}	0.832	0.900	58.35	77.16	53.30	76.46
StraTyper _{IC}	0.986	0.956	99.89	86.18	86.37	77.74

Table 7: Type similarity for join discovery (JD) and schema matching (SM) using Freyja and NYC-E column pairs.

the highest embedding similarity, but nearly all pairs share at least one common semantic type. These results strongly suggest that StraTyper can be seamlessly and safely integrated into any join discovery method as either a pre-processing or post-processing step to filter out non-joinable pairs, requiring only a simple check for annotation overlaps between each column pair. As expected, variants of LLM-only baselines that reuse discovered types are better suited for capturing joinable pairs: forcing the LLM to first attempt to select a type from a closed set reduces redundancy of semantic types for similar columns.

Schema Matching. StraTyper’s semantic types are also the most reliable for determining schema matches. However, a smaller percentage of matching pairs share at least one semantic type, since the ground truth includes pairs that are more diverse and complex than those in the Freyja benchmark. For instance, many column pairs represent fuzzy join scenarios with overlaps defined over parts of the corresponding instances; while values might differ semantically when viewed in their entirety, they might overlap. StraTyper_{IC} produces semantic type annotations that better capture matching column pairs, both among other variants and LLM-only baselines. This demonstrates that the ability to simultaneously inspect types generated at looser thresholds enables StraTyper_{IC} to capture the broader semantic relationships in complex schema-matching tasks. Again, we see that type reuse significantly boosts the effectiveness of semantic types for capturing valid column matches.

7 RELATED WORK

Column Type Annotation (CTA). CTA methods are modeled as a multi-label classification problem: given a defined set of semantic types, the goal is to annotate columns with one of these types. Seminal works in the field, such as Sherlock [17] and Sato [50], train deep learning models on large sets of training data. Other methods [2, 3, 20, 24, 38, 41] pair deep learning models with Knowledge Bases (KBs) to leverage metadata associated with specific entities for semantic type annotation. While classification-based CTA methods are effective, they face issues that our method overcomes: *i*) requiring large labeled datasets, *ii*) needing predefined types or KB-limited vocabularies, *iii*) restricting to specific data types (e.g., textual), and *iv*) failing on multi-typed columns. More recently, approaches have been proposed that use LLMs to enable zero-shot CTA given a set of predefined types [11, 18, 21]. Unlike these approaches, StraTyper targets open-world, multi-type annotation without predefined labels or training data. By leveraging commercial LLMs for zero-shot

discovery and open-source models for closed-set annotation, our method provides a practical, cost-effective alternative.

Concept/Domain Discovery. C⁴ [25] discovers concept hierarchies from spreadsheet corpora by constructing a graph where edges represent the Jaccard similarity between terms, filtering weak links to identify connected components as concepts. However, this bottom-up approach relies on user-defined thresholds and assumes high column homogeneity. D⁴ [52] improves upon this by generating robust term signatures that aggregate co-occurring contexts to better handle polysemy (e.g., "brown" as a color vs. a surname). Yet, D⁴ remains fundamentally syntactic and requires the tuning of multiple hyperparameters. In contrast, StraTyper transcends these syntactic limitations by leveraging semantic embeddings to capture deep conceptual relationships that co-occurrence statistics miss. Unlike C⁴ and D⁴ which produce unlabeled term clusters, StraTyper utilizes LLMs to generate interpretable type definitions and employs Iterative Cascading (Section 5) to eliminate the dependency on manual threshold tuning.

Table Understanding. Several table understanding approaches [4, 5, 31, 39, 40, 42, 44] use various table encoding techniques to generate representations, and fine-tune them in a (semi-)supervised way for column-oriented tasks, such as CTA. Similar models (e.g., [15, 45, 49]) have been applied to other tasks, such as text-to-SQL and question answering. While transformer-based models are prevalent, other architectures, such as TCN [43], employ Convolutional Neural Networks (CNNs) to capture spatial row-column dependencies and incorporate inter-table context from related web tables. Despite the benefits that such models bring with respect to tabular representations, applying them to CTA still requires fine-tuning on large training corpora and predefined sets of target semantic types.

Related Upstream/Downstream Tasks. Approaches that capture relatedness among columns of tabular data, such as schema matching [6, 22, 29, 34] and join discovery [8, 14, 23, 27, 30], have a direct connection with CTA methods, since semantic types can be important for refining valid column pairs; indeed, in Section 6.5 we observed that StraTyper’s annotations can be effectively integrated into such methods, providing better results than LLM-only baselines. Other data management tasks such as dataset discovery [1, 7, 9, 10, 16, 19, 32] and automated generation of textual descriptions for datasets [51] could greatly benefit from the semantic types discovered by StraTyper.

8 CONCLUSION

We introduced StraTyper, a novel framework that addresses fundamental limitations of existing CTA methods. Through strategic column clustering, length-stratified value sampling, dynamic type retrieval, and iterative cascading discovery, StraTyper automatically discovers domain-tailored semantic types while handling multi-typed columns – capabilities absent in existing CTA methods, and balances type precision with annotation coverage while minimizing computational costs. Our comprehensive evaluation on real-world benchmarks demonstrates StraTyper’s effectiveness across multiple dimensions, and shows that types discovered by StraTyper are useful for downstream data integration tasks, improving join discovery and schema matching accuracy.

REFERENCES

- [1] Alex Bogatu, Alvaro AA Fernandes, Norman W Paton, and Nikolaos Konstantinou. 2020. Dataset discovery in data lakes. In *2020 IEEE 36th International Conference on Data Engineering (ICDE)*. IEEE, 709–720.
- [2] Jiaoyan Chen, Ernesto Jiménez-Ruiz, Ian Horrocks, and Charles Sutton. 2019. Colnet: Embedding the semantics of web tables for column type prediction. In *Proceedings of the AAAI Conference on Artificial Intelligence*, Vol. 33. 29–36.
- [3] Jiaoyan Chen, Ernesto Jiménez-Ruiz, Ian Horrocks, and Charles Sutton. 2019. Learning semantic annotations for tabular data. In *Proceedings of the 28th International Joint Conference on Artificial Intelligence*. 2088–2094.
- [4] Xiang Deng, Huan Sun, Alyssa Lees, You Wu, and Cong Yu. 2021. TURL: Table Understanding through Representation Learning. *Proceedings of the VLDB Endowment* (2021).
- [5] Zhihao Ding, Yongkang Sun, and Jieming Shi. 2025. Retrieve-and-verify: A table context selection framework for accurate column annotations. *Proceedings of the ACM on Management of Data* 3, 6 (2025), 1–27.
- [6] Hong-Hai Do and Erhard Rahm. 2002. COMA—a system for flexible combination of schema matching approaches. In *VLDB’02: Proceedings of the 28th International Conference on Very Large Databases*. Elsevier, 610–621.
- [7] Yuyang Dong, Kunihiro Takeoka, Chuan Xiao, and Masafumi Oyamada. 2021. Efficient joinable table discovery in data lakes: A high-dimensional similarity-based approach. In *2021 IEEE 37th International Conference on Data Engineering (ICDE)*. IEEE, 456–467.
- [8] Yuyang Dong, Chuan Xiao, Takuma Nozawa, Masafumi Enomoto, and Masafumi Oyamada. 2023. DeepJoin: Joinable Table Discovery with Pre-Trained Language Models. *Proceedings of the VLDB Endowment* 16, 10 (2023), 2458–2470.
- [9] Grace Fan, Jin Wang, Yuliang Li, Dan Zhang, and Renée J Miller. 2023. Semantics-Aware Dataset Discovery from Data Lakes with Contextualized Column-Based Representation Learning. *Proceedings of the VLDB Endowment* 16, 7 (2023), 1726–1739.
- [10] Raul Castro Fernandez, Ziawasch Abedjan, Famen Koko, Gina Yuan, Samuel Madden, and Michael Stonebraker. 2018. Aurum: A data discovery system. In *2018 IEEE 34th International Conference on Data Engineering (ICDE)*. IEEE, 1001–1012.
- [11] Benjamin Feuer, Yurong Liu, Chinmay Hegde, and Juliana Freire. 2024. ArcheType: A Novel Framework for Open-Source Column Type Annotation Using Large Language Models. *Proceedings of the VLDB Endowment* 17, 9 (2024), 2279–2292.
- [12] Juliana Freire, Grace Fan, Benjamin Feuer, Christos Koutras, Yurong Liu, Eduardo Peña, Aécio SR Santos, Cláudio T Silva, and Eden Wu. 2025. Large Language Models for Data Discovery and Integration: Challenges and Opportunities. *IEEE Data Eng. Bull.* 49, 1 (2025), 3–31.
- [13] gemini. 2026. "Gemini Pricing". <https://ai.google.dev/gemini-api/docs/pricing>.
- [14] Yuxiang Guo, Yuren Mao, Zhonghao Hu, Lu Chen, and Yunjun Gao. 2025. Snoopy: Effective and Efficient Semantic Join Discovery via Proxy Columns. *IEEE Transactions on Knowledge and Data Engineering* (2025).
- [15] Jonathan Herzig, Paweł Krzysztof Nowak, Thomas Müller, Francesco Piccinno, and Julian Eisenschlos. 2020. TaPas: Weakly supervised table parsing via pre-training. In *Proceedings of the 58th annual meeting of the association for computational linguistics*. 4320–4333.
- [16] Xuming Hu, Shen Wang, Xiao Qin, Chuan Lei, Zhengyuan Shen, Christos Faloutsos, Asterios Katsifodimos, George Karypis, Lijie Wen, and Philip S Yu. 2023. Automatic table union search with tabular representation learning. In *Findings of the Association for Computational Linguistics: ACL 2023*. 3786–3800.
- [17] Madelon Hulsebos, Kevin Hu, Michiel Bakker, Emanuel Zraggen, Arvind Satyanarayan, Tim Kraska, Çağatay Demiralp, and César Hidalgo. 2019. Sherlock: A deep learning approach to semantic data type detection. In *Proceedings of the 25th ACM SIGKDD International Conference on knowledge discovery & data mining*. 1500–1508.
- [18] Moe Kayali, Anton Lykov, Ilias Fountalis, Nikolaos Vasiloglou, Dan Olteanu, and Dan Suciu. 2024. Chorus: Foundation Models for Unified Data Discovery and Exploration. *Proceedings of the VLDB Endowment* 17, 8 (2024), 2104–2114.
- [19] Aamod Khatiwada, Grace Fan, Roe Shraga, Zixuan Chen, Wolfgang Gatterbauer, Renée J Miller, and Mirek Riedewald. 2023. Santos: Relationship-based semantic table union search. *Proceedings of the ACM on Management of Data* 1, 1 (2023), 1–25.
- [20] Amir Behrad Khorram Nazari, Davood Rafiei, and Mario A Nascimento. 2025. MixedSAND: Semantic Annotation of Mixed-unit Numeric Data. In *Proceedings of the ACM on Web Conference 2025*. 178–187.
- [21] Ketil Korini and Christian Bizer. 2023. Column type annotation using ChatGPT. In *CEUR Workshop Proceedings*, Vol. 3462. RWTH Aachen, 1–12.
- [22] Christos Koutras, George Siachamis, Andra Ionescu, Kyriakos Psarakis, Jerry Brons, Marios Fragkoulis, Christoph Lofi, Angela Bonifati, and Asterios Katsifodimos. 2021. Valentine: Evaluating matching techniques for dataset discovery. In *2021 IEEE 37th International Conference on Data Engineering (ICDE)*. IEEE, 468–479.
- [23] Christos Koutras, Jiani Zhang, Xiao Qin, Chuan Lei, Vasileios Ioannidis, Christos Faloutsos, George Karypis, and Asterios Katsifodimos. 2025. OmniMatch: Joinability Discovery in Data Products. *Proceedings of the VLDB Endowment* 18, 11 (2025), 4588–4601.
- [24] Sven Langenecker, Christoph Sturm, Christian Schalles, and Carsten Binnig. 2024. Pythagoras: Semantic Type Detection of Numerical Data in Enterprise Data Lakes. In *EDBT*. 725–733.
- [25] Keqian Li, Yeye He, and Kris Ganjam. 2017. Discovering enterprise concepts using spreadsheet tables. In *Proceedings of the 23rd ACM SIGKDD International Conference on Knowledge Discovery and Data Mining*. 1873–1882.
- [26] Peng Li, Yeye He, Dror Yashar, Weiwei Cui, Song Ge, Haidong Zhang, Danielle Rifinski Fainman, Dongmei Zhang, and Surajit Chaudhuri. 2024. Table-gpt: Table fine-tuned gpt for diverse table tasks. *Proceedings of the ACM on Management of Data* 2, 3 (2024), 1–28.
- [27] Shiyuan Liu, Jianwei Wang, Xuemin Lin, Lu Qin, Wenjie Zhang, and Ying Zhang. 2026. HyperJoin: LLM-augmented Hypergraph Link Prediction for Joinable Table Discovery. *arXiv preprint arXiv:2601.01015* (2026).
- [28] Yang Liu, Dan Iyer, Yichong Xu, Shuohang Wang, Ruochen Xu, and Chengguang Zhu. 2023. G-Eval: NLG Evaluation using Gpt-4 with Better Human Alignment. In *Proceedings of the 2023 Conference on Empirical Methods in Natural Language Processing*. 2511–2522.
- [29] Yurong Liu, Eduardo Peña, Aécio S. R. Santos, Eden Wu, and Juliana Freire. 2025. Magneto: Combining Small and Large Language Models for Schema Matching. *Proc. VLDB Endow.* 18, 8 (2025), 2681–2694. <https://doi.org/10.14778/3742728.3742757>
- [30] Marc Maynou, Sergi Nadal, Raquel Panadero, Javier Flores, Oscar Romero, and Anna Queralt. 2026. FREYJA: Efficient join discovery in data lakes. *IEEE Transactions on Knowledge and Data Engineering* (2026).
- [31] Zhengjie Miao and Jin Wang. 2023. Watchog: A light-weight contrastive learning based framework for column annotation. *Proceedings of the ACM on Management of Data* 1, 4 (2023), 1–24.
- [32] Fatemeh Nargesian, Erkang Zhu, Ken Q Pu, and Renée J Miller. 2018. Table union search on open data. *Proceedings of the VLDB Endowment* 11, 7 (2018), 813–825.
- [33] City of New York. 2026. NYC Open Data Portal. <https://opendata.cityofnewyork.us>.
- [34] Erhard Rahm and Philip A Bernstein. 2001. A survey of approaches to automatic schema matching. *the VLDB Journal* 10, 4 (2001), 334–350.
- [35] Nils Reimers and Iryna Gurevych. 2019. Sentence-BERT: Sentence embeddings using siamese BERT-networks. In *Proceedings of the 2019 Conference on Empirical Methods in Natural Language Processing and the 9th International Joint Conference on Natural Language Processing (EMNLP-IJCNLP)*. 3982–3992.
- [36] sbert. 2026. "SBERT Sentence Transformer". https://sbnet.net/docs/package_reference/util.html#sentence_transformers.util.community_detection.
- [37] Sebastian Schelter, Dustin Lange, Philipp Schmidt, Meltem Celikel, Felix Biessmann, and Andreas Grafberger. 2018. Automating large-scale data quality verification. *Proc. VLDB Endow.* 11, 12 (Aug. 2018), 1781–1794. <https://doi.org/10.14778/3229863.3229867>
- [38] Yuchen Su, Davood Rafiei, and Behrad Khorram Nazari. 2023. Sand: semantic annotation of numeric data in web tables. In *Proceedings of the 32nd ACM International Conference on Information and Knowledge Management*. 2342–2351.
- [39] Yoshihiko Suhara, Jinfeng Li, Yuliang Li, Dan Zhang, Çağatay Demiralp, Chen Chen, and Wang-Chiew Tan. 2022. Annotating columns with pre-trained language models. In *Proceedings of the 2022 International Conference on Management of Data*. 1493–1503.
- [40] Yushi Sun, Hao Xin, and Lei Chen. 2023. RECA: Related Tables Enhanced Column Semantic Type Annotation Framework. *Proc. VLDB Endow.* (2023).
- [41] Kunihiro Takeoka, Masafumi Oyamada, Shinji Nakada, and Takeshi Okadome. 2019. Meimei: An efficient probabilistic approach for semantically annotating tables. In *Proceedings of the AAAI Conference on Artificial Intelligence*, Vol. 33. 281–288.
- [42] Jianhong Tu, Ju Fan, Nan Tang, Peng Wang, Guoliang Li, Xiaoyong Du, Xiaofeng Jia, and Song Gao. 2023. Unicorn: A unified multi-tasking model for supporting matching tasks in data integration. *Proceedings of the ACM on Management of Data* 1, 1 (2023), 1–26.
- [43] Daheng Wang, Prashant Shiralkar, Colin Lockard, Binxuan Huang, Xin Luna Dong, and Meng Jiang. 2021. Tcn: Table convolutional network for web table interpretation. In *Proceedings of the Web Conference 2021*. 4020–4032.
- [44] Runhui Wang, Yuliang Li, and Jin Wang. 2023. Sudowoodo: Contrastive self-supervised learning for multi-purpose data integration and preparation. In *2023 IEEE 39th International Conference on Data Engineering (ICDE)*. IEEE, 1502–1515.
- [45] Zhiruo Wang, Haoyu Dong, Ran Jia, Jia Li, Zhiyi Fu, Shi Han, and Dongmei Zhang. 2021. Tutu: Tree-based transformers for generally structured table pre-training. In *Proceedings of the 27th ACM SIGKDD Conference on Knowledge Discovery & Data Mining*. 1780–1790.
- [46] Jason Wei, Xuezhi Wang, Dale Schuurmans, Maarten Bosma, Fei Xia, Ed Chi, Quoc V Le, Denny Zhou, et al. 2022. Chain-of-thought prompting elicits reasoning in large language models. *Advances in neural information processing systems* 35 (2022), 24824–24837.

- [47] Lindsey Linxi Wei, Guorui Xiao, and Magdalena Balazinska. [n.d.]. RACOON: An LLM-based Framework for Retrieval-Augmented Column Type Annotation with a Knowledge Graph. In *NeurIPS 2024 Third Table Representation Learning Workshop*.
- [48] Guorui Xiao, Dong He, Jin Wang, and Magdalena Balazinska. 2025. Cents: A Flexible and Cost-Effective Framework for LLM-Based Table Understanding. *Proceedings of the VLDB Endowment* 18, 11 (2025), 4574–4587.
- [49] Pengcheng Yin, Graham Neubig, Wen-tau Yih, and Sebastian Riedel. 2020. TaBERT: Pretraining for Joint Understanding of Textual and Tabular Data. In *Proceedings of the 58th Annual Meeting of the Association for Computational Linguistics*. 8413–8426.
- [50] Dan Zhang, Madelon Hulsebos, Yoshihiko Suhara, Çağatay Demiralp, Jinfeng Li, and Wang-Chiew Tan. 2020. Sato: contextual semantic type detection in tables. *Proceedings of the VLDB Endowment* 13, 12 (2020), 1835–1848.
- [51] Haoxiang Zhang, Yurong Liu, Aécio Santos, Wei-Lun Hung, and Juliana Freire. 2025. AutoDDG: Automated dataset description generation using large language models. *Proceedings of the 2026 ACM SIGMOD International Conference on Management of data (To appear)* (2025).
- [52] Meihui Zhang, Marios Hadjieleftheriou, Beng Chin Ooi, Cecilia M Procopiuc, and Divesh Srivastava. 2011. Automatic discovery of attributes in relational databases. In *Proceedings of the 2011 ACM SIGMOD International Conference on Management of data*. 109–120.
- [53] Lianmin Zheng, Wei-Lin Chiang, Ying Sheng, Siyuan Zhuang, Zhanghao Wu, Yonghao Zhuang, Zi Lin, Zhuohan Li, Dacheng Li, Eric Xing, et al. 2023. Judging LLM-as-a-Judge with MT-Bench and Chatbot Arena. *Advances in Neural Information Processing Systems* 36 (2023), 46595–46623.
- [54] Lingfeng Zhong, Jia Wu, Qian Li, Hao Peng, and Xindong Wu. 2023. A Comprehensive Survey on Automatic Knowledge Graph Construction. *ACM Comput. Surv.* 56, 4, Article 94 (Nov. 2023), 62 pages. <https://doi.org/10.1145/3618295>