

Automatic Classification of Pedagogical Materials against CS Curriculum Guidelines

Erik Saule, Kalpathi Subramanian, Razvan Bunescu
 Department of Computer Science
 The University of North Carolina at Charlotte
 Email:{esaule, krs, razvan.bunescu}@charlotte.edu

Abstract

Professional societies often publish curriculum guidelines to help programs align their content to international standards. In Computer Science, the primary standard is published by ACM and IEEE and provide detailed guidelines for what should be and could be included in a Computer Science program.

While very helpful, it remains difficult for program administrators to assess how much of the guidelines is being covered by a CS program. This is in particular due to the extensiveness of the guidelines, containing thousands of individual items. As such, it is time consuming and cognitively demanding to audit every course to confidently mark everything that is actually being covered. Our preliminary work indicated that it takes about a day of work per course.

In this work, we propose using Natural Language Processing techniques to accelerate the process. We explore two kinds of techniques, the first relying on traditional tools for parsing, tagging, and embeddings, while the second leverages the power of Large Language Models. We evaluate the application of these techniques to classify a corpus of pedagogical materials and show that we can meaningfully classify documents automatically.

Keywords: natural language processing, curriculum guidelines, pedagogical materials, large language models

1 Introduction

The past decade has seen large increases in enrollments in Computer Science due to a myriad of reasons, including increased opportunities in the workforce, continued interest in the field and its applications. This has also created challenges for instructors and researchers to ensure student success, persistence and degree completion. Today’s students come into CS and related programs with a wide range of skills and background. At the same time, instructors need to ensure there is sufficient rigor in the curriculum, so that the acquired skills will be resilient in the long-term, despite changes in tools, languages and technologies.

A key point of contention and discussion in Computer Science programs is deciding what students should know, what we actually teach them, and whether we should refocus some of our teaching, in line with current trends. To guide that effort, professional societies have put out curriculum guidelines to show what could and should be taught. Most famously, IEEE and ACM have refined Computer Science curriculum guidelines over the years [28, 27, 15].

While these guidelines are quite complete, using them presents a number of challenges. The guidelines are extensive, and based on our prior experience, a core issue is the difficulty of carefully mapping even a single course to the curriculum guidelines, let alone an entire program. We have run workshops to help audit courses in which the first stage is to classify each module, each lecture, each assignment against the ACM-IEEE CS curriculum guidelines from 2013 [27]. The process is tedious and takes about a day for an instructor to classify their class. However, once that classification is done, it unlocks the ability for the instructor to get a holistic view of their course, understand how the class is built and how it could be improved, compare

it to other equivalent courses taught by their colleagues, and can be very helpful in unifying the content of multiple sections of the same course [10, 11, 12].

In this paper, we investigate the use of automated techniques to classify the materials of a course against a curriculum guideline. The purpose is not to entirely automate the classification process, but rather to accelerate it by enabling instructors to focus on the most relevant parts of the guidelines. We investigate Natural Language Processing (NLP) tools and design both classical methods leveraging phrase extraction and word embeddings, and we contrast them with using modern pre-trained Large Language Models (LLM).

Thus *the research question we address in this work is to assess the effectiveness of both NLP and LLM based schemes in reducing the initial classification times, which dominates the effort in aligning course materials to curriculum guidelines*. We detail a series of methods and demonstrate that we can automatically recover significant fractions of classifications made by instructors. This should enable a wider adoption of course classification, improving direct education, sharpening curricular discussion, and simplifying audit processes.

2 Related Work

2.1 Curriculum Guidelines

ACM and IEEE regularly publish computing curriculum guidelines; the latest version is from 2023 [15] and is a refinement from 2013 [27]. The 2013 guidelines specify a ‘redefined body of knowledge, a result of rethinking the essentials necessary for a Computer Science curriculum’. The guidelines divide the body of knowledge into a set of *knowledge areas*; which are further refined into *knowledge units* and divided into a set of *topics* and *learning outcomes*. Learning outcomes have three levels, *familiarity*, *usage* and *assessment*. The 2023 guidelines [15] made a number of significant changes; it introduced a *knowledge model* to group all the knowledge areas, and as in the 2013 guidelines, knowledge areas consisted of a set of topics and learning outcomes. Each knowledge area had a revised Bloom’s taxonomy: *Explain*, *Understand*, *Apply*, *Evaluate*, *Develop* and specified *Professional Dispositions*, eg., meticulous, persistence. A competency model was also introduced to describe a combination of knowledge, skills and dispositions.

Sub-areas of computing have developed their own standards (parallel computing [22], cybersecurity [21], data science [2] and high school CS [6, 7]) which could be used instead or in addition to the ACM/IEEE CS guidelines. Researchers have also used course syllabi to align with curriculum guidelines [29, 4], however, it is difficult to derive reliable insight about the course design and learning objectives in isolation from the rest of the course.

2.2 CS Materials

We built CS Materials [10, 11, 12], an interactive and online system for CS instructors and CS education researchers. CS Materials enables mapping CS educational materials (lectures, assignments, videos, etc.) to concepts defined by curriculum guidelines (topics and learning outcomes). The system currently supports the ACM/IEEE 2013 guidelines [27] and the NSF/IEEE-TCPP Parallel and Distributed Computing 2012 guidelines [22]. It provides friendly user interfaces for instructors to classify their course content and the ability to structure a class in a hierarchy of class-modules-materials to help with organization and structural analysis. It supports analysis features to help an instructor understand the structure of their class [19] or a CS education researcher to understand more general trends [12]. The system also has search features to enable one to find materials that correspond to particular concepts, either through an explicit search or as recommendations for a particular class or module. The system has been used by dozens of instructor and feature about 1700 materials.

2.3 NLP Methods in CS Education

NLP and ML methods have a long history of automating various tasks in education, as illustrated by the yearly Workshop on the Innovative Use of NLP for Building Educational Applications (BEA) that started

at NAACL in 2003 [1]. Pre-LLM methods relied on regression or classification models trained on vectors of manually engineered features and lexical similarity measures, as in the short answer grading system from [20]. The emergence of LLMs, together with the breadth of knowledge encoded in their parameters and their increasingly sophisticated linguistic, reasoning, and theory of mind skills, have led to numerous applications in education [14, 13]. As student support, LLMs have been used to generate hints for math word problems [25] and programming exercises [16], to generate code explanations [17], or to Socratically guide students [3]. On the instructor’s side, LLMs have helped with authoring learning materials [17] and learning objectives [26], or generating multiple choice questions and short-answer grading [8].

3 Course Classification Process

Initial Classification. The entire ACM/IEEE 2013 guidelines are part of the CS Materials system. The system provides an interactive interface for a user to classify each material (lecture slides, quizzes, videos, etc.) by selecting the most relevant entries in the guidelines. A list interface allows users to navigate to the knowledge areas of interest and select those items that match the material’s topics and learning outcomes. Typically, the initial materials take time to classify, as the user needs to get familiar with the guidelines, but becomes more efficient as more materials are classified. From our experience, an entire course can take upto a day to classify. It is also the most time consuming part of the classification process. On the positive side, users get a good understanding of the curriculum guidelines and their value towards good course design.

Reconciliation view. Once the initial classification is completed, CS Materials provides a matrix view of the classification with the guideline entries (topics, outcomes) as rows and the learning materials as columns. This view helps the instructor to review the entire classification of their course and harmonize the classification accross materials. This process usually takes less than 20 minutes. However, this view only contains those guideline entries that were selected for at least one material of the course.

Coverage and Alignment Analysis. In addition, CS Materials provides a radial view of the *entire ACM/IEEE guideline hierarchy*. This view contains not only highlighted items selected by the user for their course, but also shows items in the same knowledge unit. The user has an opportunity to review entries in the classification that are not marked, and possibly uncover topics and outcomes that are covered in their course but may have been misclassified. This process usually takes less than 15 minutes.

In addition, the radial view provides a visualization of the course coverage and has features to compare two equivalent courses with the ability to highlight differences, that could potentially lead to course changes or discussion between the two course instructors.

Seeding with course templates. An important advantage of the CS Materials is the ability to start with an existing classification in the system and use that as a template for a new course. This works when there is a similar and well classified course in the system since the user can skip the initial classification step and use the remaining steps to refine the classification of their course.

Takeaways. The initial classification step is the most time consuming part of the course classification process, especially for a user who is not familiar with the curriculum guidelines. The remaining steps are for reviewing the classification and are of minimal effort. Thus, our focus is on making the initial classification process more efficient through the use of automated techniques.

4 Classification using Classical NLP

The core problem we are tackling is: given a course material as a PDF file and the curriculum guidelines in a machine readable file format (e.g., JSON tree), produce a small (say, 20) ranked list of topics and learning

outcomes that are covered by the input material. Henceforth, we shall use the term *category* to refer to the topics and learning outcomes specified in the curriculum guidelines.

4.1 Preprocessing

The materials that we classify are PDF files. We use a PDF processing library to extract the text. We evaluate pypdf [9] and pymupdf [24]. These libraries can leave ligatures in the text that we replaced automatically, for instance double “ff” create ligatures.

Then, our classical NLP methods use base noun phrases (bNP) from each category and the text of the material. We define a base noun phrase as a maximal sequence of nouns (N) that may be preceded by one or more adjectives (J), i.e. $”(J.*)(N.*)+”$ sequences. The text is tokenized and tagged using NLTK [5] and its Part-of-Speech [18] tagging model.

4.2 Exact Phrase Matching

Our first set of methods match base noun phrases exactly. For each category and for each bNP in the document, we will count how many times that bNP appears in the text of the material. We return the occurrence frequencies of the bNPs in decreasing order in the document. We call this method **count-unweighted**. Note that because we bNPs are maximal sequences, “dynamic programming” is not a match to “efficient dynamic programming”.

A variation of this, we call **count-weighted**, is to be more sensitive to the occurrence frequency of the phrases; in other words, normalize the impact of a bNP by the number of classification entries that bNP appears in. The rationale for this approach is that a rarely occurring phrase might be more relevant than a more commonly occurring phrase.

4.3 High Dimension Word Embedding

A problem of the previous method is that it relies on exact phrase matching. There may be equivalent phrases that are not recognized. For instance “breadth-first-search” and “BFS” refer to the same algorithm, and a “graph” is sometimes referred to as a “network”.

Word embeddings were essentially designed to solve this problem. They map words or phrases to a semantic high dimensional vector space. We use a pretrained embedding table called ‘glove-wiki-gigaword-300’ from Gensim [23], a general purpose embedding of words into 300 dimensions. For each phrase, we compute its representation by taking the average representation of all the words. Words that do not appear in the embedding table are ignored.

We compute distances between two embeddings using their cosine similarity. We will take distances as $1 - \text{abs}(\text{cosine})$. We consider two phrases matched if their distance is below a threshold of 0.3. We consider two variants for matching a phrase from a document to a phrase in a classification item: either we consider **all** phrase matching (within the distance threshold) or we consider only the **best** match (as long as it is within the threshold).

When a phrase from a document matches a phrase from a category, we use the same **unweighted** and **weighted** variants from the exact phrase matching methods. This gives us four variants: **embedding-weighted-all**, **embedding-weighted-best**, **embedding-unweighted-all**, **embedding-unweighted-best**.

5 Classification using Large Language Models

5.1 Basic LLM Methods

While word embeddings are better than lexical phrases at capturing semantic similarity, the meaning captured in a word embedding is still context independent, which is problematic when the a word’s actual meaning depends on the context. This means that the word “dynamic” when used in “dynamic programming” (a type of algorithm) is associated the same embedding as when used in “dynamic partitioning”

(a memory management technique). In contrast, embeddings produced by Large Language Models (LLM) integrate contextual information through the self-attention mechanism [30]. As such, their autoregressive generations captures deep contextual clues in text, which is important for our classification task.

The simplest idea is to give the LLM the whole text document (extracted using PyMuPdf) and the whole ontology of the curriculum guidelines. The query is expected to return a list of the IDs of the curriculum guidelines that were matched by the document. The LLama-3.3 model used in our system supports a maximum of 128K input tokens, which is often insufficient for such a large request. It is likely that commercial LLMs like Gemini will be able to process such a large query, but we did not evaluate this option.

The queries in the previous method are too long because the curriculum guidelines are quite extensive. For reference, the JSON encoding of the entire hierarchy (knowledge areas, knowledge units, topics and learning outcomes) is about 630KB. So we used a simpler approach by asking for topics and outcomes one at a time. For a document, we made one query per category, asking whether it covers a specific category, and to provide a “yes”/“no” answer. This resulted in a binary classifier for each category, generating a complete list of classified categories. We call this method **llm-binary**.

In preliminary tests, we could tell that the LLM was often returning too many categories; further investigation revealed that the binary decision prevented the LLM from expressing nuances. So we rephrased the question to ask the LLM to provide a score from 0 (not a match at all) to 5 (definitely a match). This allows sorting the categories by matching quality. We call this method **llm-5point**.

5.2 Runtime Optimizations

The downside of using an LLM as a one-category-at-a-time classifier is that it results in about 2700 queries (number of categories in the ACM 2013 guidelines) per document. This is computationally expensive, as it takes time to query the system, which can dampen the utility of the tool. Secondly, on a local server, the queries can degrade performance for other users. On a cloud system, it can incur large financial charges (per minute or per token).

Thus, we modified our application to use asynchronous queries to the LLM. While this significantly improve the time to classify a document thanks to concurrency, it does not decrease the computational cost. Since this does not impact the classification generated, we will only report runtimes in the experimental section.

Secondly, we grouped queries together. Each query to the LLM is provided five categories from the guidelines and asked to rate all five of them. We call this method **llm-5pointbatch**.

5.3 Leveraging Additional Context

Surprisingly, the **llm-5pointbatch** seemed to provide better classification than the non-batched experiment. We hypothesize that this happens because the categories are no longer considered in isolation, but rather in the context of the other categories in the same query. We designed two more methods to provide more context to the LLM to improve accuracy. First, we designed **llm-5point-context**, which provides not only the category but also the knowledge area and the knowledge unit that the category is part of.

Second, we designed **llm-prune-5point-context**, that takes it a step further. First, during initialization, the LLM generates a summary of each knowledge unit in a few sentences, based on the topics and outcomes in that unit. Then for each document, the summary is presented to the LLM and is asked whether any categories in the knowledge unit could be a match. Only if the LLM answers in the positive do we ask to rate each category in that knowledge unit, one at a time, using a 5 point scale. This should both decrease the number of queries by pruning parts of the guidelines, and improve the quality of the response.

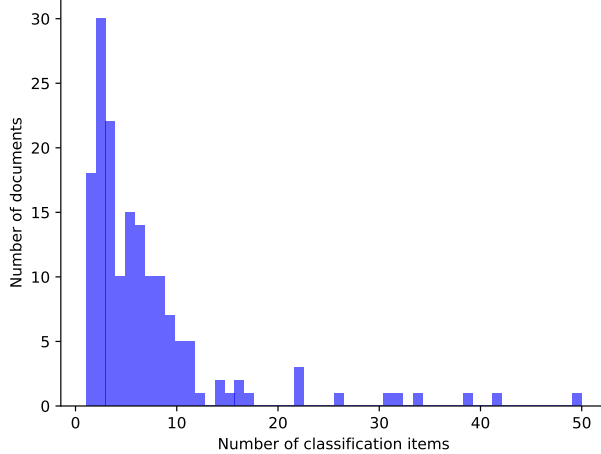


Figure 1: Number of categories in documents

Method	Recall	
	pydpdf	pymupdf
count-unweighted	11.35%	10.67%
count-weighted	13.27%	14.09%
embedding-unweighted-allmatch	20.89%	20.35%
embedding-unweighted-bestmatch	13.92%	14.34%
embedding-weighted-allmatch	18.24%	16.58%
embedding-weighted-bestmatch	15.95%	17.21%

Table 1: Recall of classic NLP method

6 Experiments

6.1 Dataset

For our experiments, we are using the public documents in CS Materials that have been classified against the ACM/IEEE CS 2013 Curriculum guidelines. We only keep the categories for which a PDF file is attached, for a total of 170 documents. The documents in the dataset are from six different CS1 courses, three different Data Structures and Algorithms courses, one Architecture course, one Networking course, and one Operating Systems course. Because the documents were classified by different instructors, there is variability in the classifications. Figure 1 shows that most documents have been classified with fewer than 10 categories, while some have more than 30. The average is 6.65.

In comparison, the curriculum guidelines has 2790 categories (including the headings for Knowledge Areas, and Knowledge Units). This tells us that the classification of a document is very sparse. We configured the methods to return their top-20 classifications.

6.2 Classical NLP Methods

We start by looking into the performance of the classic NLP technique to get a sense of baseline behaviors. Table 1 presents the results of the different classic NLP methods on our dataset. We consider the results using the pypdf text extractor first.

The embeddings based method performed better than the counting based method. The counting based method recovered about 11-13% of the classification that the instructors performed. The embedding based methods on the other hand performed better, recalling in the range of 13-21% of the instructor classification.

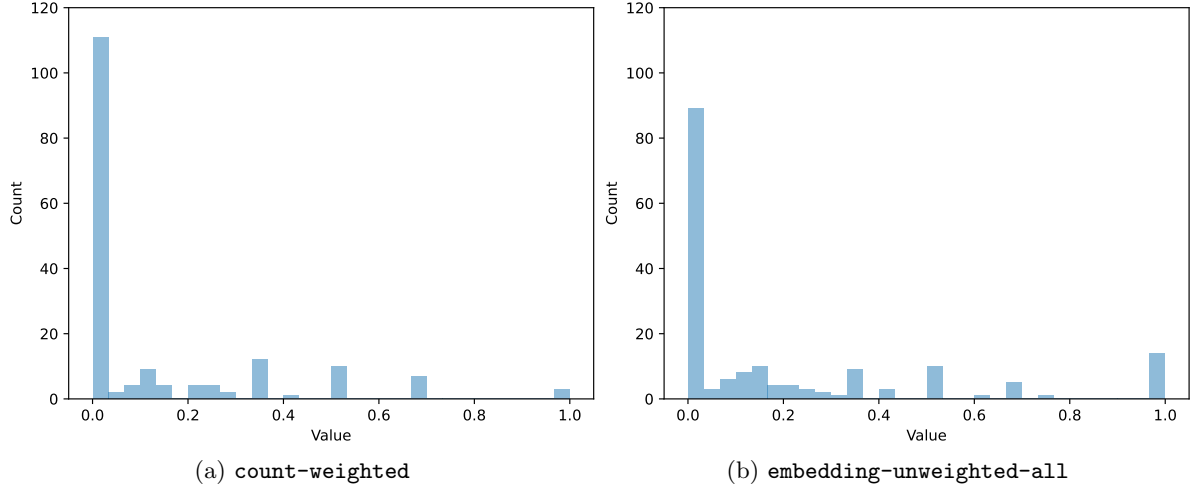


Figure 2: Distribution of recalls

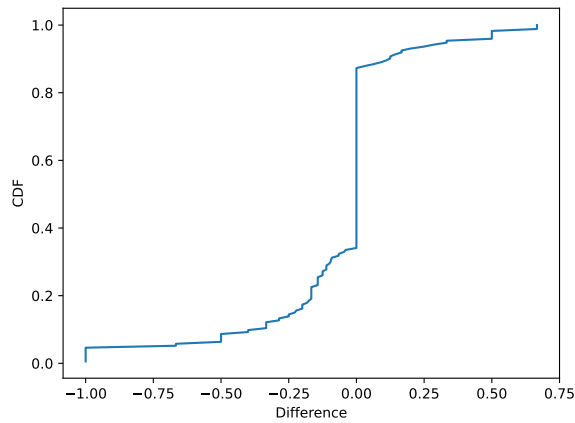


Figure 3: Cumulative density function of the recall difference between `count-weighted` and `embedding-unweighted-all`. Positive values indicate `count-weighted` does better.

The best counting method is `count-weighted` and the embedding method is `embedding-unweighted-all`. Figure 2 shows the distribution of the recall per document for both methods. The embedding based methods has a better distribution: it has more documents with a recall of 1, fewer documents with a recall of 0. The intermediate values of recall are roughly distributed equally.

The results indicate that the embedding methods do better in the aggregate. But do they perform better on all documents? Figure 3 answers that question by presenting the distribution over all documents of the difference of the recall achieved by `count-weighted` and `embedding-unweighted-all`.

For about half the documents, the difference is 0, indicating both algorithms do as well. But `count-weighted` does better for 15% of the documents, and `embedding-unweighted-all` does better for 35% of the documents. This indicates that there is room for improvement in these methods: relevant information is present in the documents, but the methods are not connecting the dots.

A manual inspection of the documents showed a couple of issues. The text extraction from PDF is not always the best. In documents with figures, some of the text is mangled, while those with code, variable names get mangled in the text. Jargon is often not recognized correctly by the Part-of-Speech algorithm [18] and words at beginning of phrases are often recognized as proper nouns.

Table 1 also presents recall values for a different PDF text extractor: `pymupdf`. The difference in

Method	Recall
llm-binary	18.59%
llm-5point	28.62%
llm-5pointbatch	42.30%
llm-5pointcontext	42.53%
llm-prune-5pointcontext	47.65%

Table 2: Recall of LLM-based methods

performance between the two PDF processors is small, usually within 1.5% in recall. However, we do see manually that the text seems to be a bit better extracted by PyMuPdf which also supports more file formats.

6.3 LLM Results

The results of the different versions of the LLM based methods are presented in Table 2. **llm-binary** performs worse than the best embedding based method, recalling only 18% of the instructor classification. Manually inspecting the output of the method reveals that the method matches hundreds of classification items. As we only retain 20 of the items and the decisions are binary, the technique is unable to distinguish between great matches and good matches.

Our **llm-5point** method is able to overcome that problem and recover 28% of the instructors classifications. Manual inspection of the output of the method shows that many classification items are ranked with a score of 5, and there are usually more than 20 of them. This method ranks with a score of 5 far fewer items than the **llm-binary** classified as “yes” (about three times fewer).

Manually inspecting the output of **llm-5point** shows that the method sometimes lack context. For instance, a topic in “Discrete Structure” is “Functions”, as in *mathematical functions*. But a lecture about *function calls* is deemed as matching the topic.

The **llm-5point-batch** and **llm-5point-context** methods add contextual information and perform about the same, achieving a recall of 42%. The neighboring topics for **llm-5point-batch**, and the knowledge area and knowledge units for **llm-5point-context** seem to help disambiguate the topics and outcomes. These methods rank with a score of 5 about 30% fewer entries than **llm-5point**.

Finally, the **llm-prune-5point-context** method performs the best. The pruning of entire knowledge units helps preventing many misclassifications. It is able to recall 47% of the instructor classifications. We provide in Figure 4 the distribution of recall per document for **llm-prune-5point-context**. We can see that the performance has dramatically improved from the classical NLP methods. About 30 of the documents are perfectly recovered by the method, yet 33 documents do not see their classification recovered at all.

6.4 Runtimes

We next discuss the runtime of the different methods to grasp their computational costs. Note that the comparisons are fundamentally unfair. The classical NLP techniques are run single-threaded on a laptop and the code is written in Python without performance optimization. The LLM based methods are running on a server equipped with four NVIDIA A5000. Yet we believe that the difference in orders of magnitude highlights the difference in computational costs.

The classic NLP techniques based on phrase counts took about 20 minutes to classify all documents. The method based on embeddings took about an hour. The methods based on LLM were more expensive. Without leveraging concurrent requests, the binary and 5 point rating methods took 37 hours. Batching 5 classifications in a single query reduced the runtime to 30 hours.

The main gain in time came from using concurrent requests. We used a particular document (id:1599) as a benchmark, and classifying with one query at a time took 570 seconds, with 10 concurrent queries took 200 seconds, and using 50 concurrent queries dropped it further to 127 seconds. After that the performance tapers as the server saturates, and using 90 concurrent queries took 120 seconds. We settled on using 40

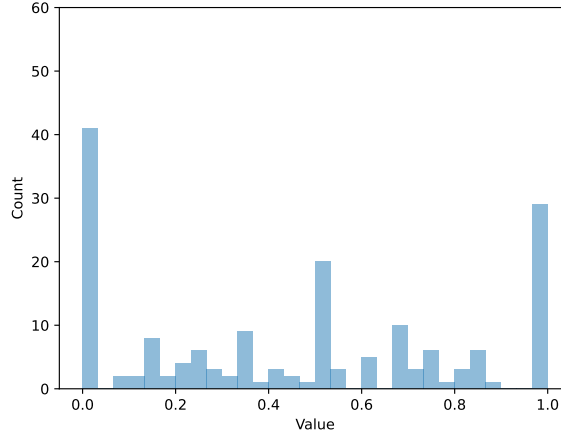


Figure 4: Recall distribution of `llm-prune-5pointcontext`

queries at a time which provides most of the performance benefit without saturating the server. Using asynchronous processing for the entire dataset dropped the processing time to 5 hours 40 minutes. But this does not reduce the volume of computation, it just schedules the calculation more intelligently.

`llm-prune-5point-context` actually does reduce the volume of calculations. It prunes the number of queries per document from 2700 to about 550, which represents a 5-fold decrease. The experimental time decreased to 4 hours, however it should be noted that the implementation does not perfectly leverage concurrent queries.

7 Discussion

7.1 Analysis of error

The `llm-prune-5point-context` method has a recall at 20 of 47%. While it is not a bad result, in order to judge how useful that classification might be, we need to understand what happens when it makes incorrect classifications. We manually combed through the 33 documents for which the method had no match to the instructors' classification. We looked at the document, the instructor's classification, and the output and logs of the method.

In a few cases, the documents contain almost no text; it is essentially a set of pictures with basic captions. So no relevant text get extracted, and automatic classification was not possible. A second set of documents seemed to be misclassified by the instructor. The documents do not seem to match the instructor's classification. We believe that the wrong files were uploaded during the input process.

The vast majority of documents (about 20 of them) seem to have been misclassified for a similar reason: The document was classified by the instructor based on how the document fits in their class, rather than based on what the document directly talks about. For example, a lecture on linked list used in a Data Structures course was classified by the instructor using list and data structure categories. But the document itself describes the implementation of linked list in Java and how to structure classes and function calls. So the method identified Object-Oriented Programming related categories first, and ranked the data structure categories second. But these were past the top-20 and thus not returned. The documents were classified correctly in the top-40 classification items but not in the top-20. And the top-20 is filled is low-level categories while the instructor's classification focused on high-level categories.

7.2 On using it in a course classification exercise

If the NLP techniques could automatically and always come up with precisely the right topics and learning outcomes, that would be method of choice. But in practice, they are not quite that accurate. The methods need to return quite a few items to get the right coverage. So in practice there will be a need for human review.

We believe that the methods that we presented would integrate well in the course classification process that we have used in prior workshops and described in Section 3. We can replace the initial classification phase by pre-seeding it with the output of the automatic classification method. By only showing the entries of the curriculum guidelines recommended by the method and the entries that surround the guidelines, we can enable the instructors to focus on the entries that are most relevant.

Note that the methods do not need to identify all the entries correctly for each material. The reconciliation and the coverage views will still be used in harmonizing the classification across materials in the same course. And the coverage view can still identify missing entries. So overall, the initial classification needs to be close to correct but does not need to be perfect.

The second question is whether using the automatic classifier would significantly reduce the time to classify and entire class. Classifying each document automatically takes a couple minutes each, which could be batched in a background process. The work of the instructor would be to review the classification. But with the method focusing attention on a couple dozen classification entries only spanning a few knowledge units, the classification of one document would only take a few minutes. And a full class could be initially classified within a couple of hours. The matrix review and coverage review would then take about the same amount of time as before, and together, within an hour.

Therefore, we believe that one could classify an entire class within half a day using automated classification, and save about half a day compared to the manual classification process.

8 Limitations

There are some limitations to our proposed methods. The dataset we are using is from real instructors doing classification for the purpose of understanding their own courses. It is a small dataset that does not necessarily follow the best practices followed by Machine Learning and Natural Language Processing communities. In particular, a well defined task requires the design of initial annotation guidelines that are updated with feedback from a reconciliation step where human annotators discuss their disagreements. Once annotation guidelines are finalized, two or more annotators would label the same set of examples, in order to compute a measure of inter-annotator agreement (ITA).

Also, the methods we present are an initial evaluation of these tools. There may be other embedding methods that could yield better results. We could fine-tune embeddings to specialize them to Computer Science for better results. Similarly we are using an off-the-shelf LLM model in our evaluation and not more powerful commercial models running on much larger systems. One could also probably achieve better results by fine-tuning the language model to do well on our classification task, or through the use of in-context learning examples. We are performing some amount of prompt engineering but more can certainly be done.

We do not see these issues as being critical because we are not trying to fully automate the course classification process. Rather we have shown the potential of our methods for improving the instructor classification process with experimental results. However, we have not actually conducted controlled experiments involving instructors that prove that the tools would make the process faster.

9 Conclusion

In this paper, we have done some initial exploration on using NLP tools to help classify course materials against the ACM 2013 curriculum guidelines. We showed that Large Language Models can be used to recover and match 47% of entries selected by the instructor, using the top-20 suggestions from the method. Error analysis shows that this is a very conservative estimate of performance, e.g., due to human annotation

mistakes or lack of signal in the input materials, as such actual classification performance is likely to be higher. We expect that these techniques can significantly accelerate the task of classifying our courses, and ease the path of the the CS education community towards better analysis of course content.

While these initial results are encouraging, we need to confirm them by designing human studies where instructors would classify their courses in a system and collect their feedback on the process. We expect that simplifying the classification of courses against curriculum standards would improve the reusability of content and enable smarter analysis of what we teach to our students.

Acknowledgment

This material is based upon work supported by the National Science Foundation under Grant No. DUE-2142381.

References

- [1] *Proceedings of the HLT-NAACL 03 Workshop on Building Educational Applications Using Natural Language Processing*, 2003.
- [2] ACM Data Science Task Force. Computing Competencies for Undergraduate Data Science Curricula. Technical report, ACM, Jan. 2021.
- [3] E. Al-Hossami, R. Bunescu, J. Smith, and R. Teehan. Can Language Models Employ the Socratic Method? Experiments with Code Debugging. In *Proceedings of the 55th ACM Technical Symposium on Computer Science Education V. 1*, SIGCSE 2024, pages 53–59, New York, NY, USA, Mar. 2024. Association for Computing Machinery.
- [4] B. A. Becker and T. Fitzpatrick. What Do CS1 Syllabi Reveal About Our Expectations of Introductory Programming Students? In *Proceedings of the 50th ACM Technical Symposium on Computer Science Education*, SIGCSE ’19, pages 1011–1017, New York, NY, USA, 2019. ACM. <http://doi.acm.org/10.1145/3287324.3287485>.
- [5] S. Bird. Nltk: the natural language toolkit. In *Proceedings of the COLING/ACL 2006 interactive presentation sessions*, pages 69–72, 2006.
- [6] College Board. *Computer Science A: Course Description*. College Board AP, Fall 2014. <https://apcentral.collegeboard.org/pdf/ap-computer-science-a-course-description.pdf>.
- [7] College Board. *AP Computer Science Principles, Including the Curriculum Framework*. College Board, Fall 2017.
- [8] J. Doughty, Z. Wan, A. Bompelli, J. Qayum, T. Wang, J. Zhang, Y. Zheng, A. Doyle, P. Sridhar, A. Agarwal, C. Bogart, E. Keylor, C. Kultur, J. Savelka, and M. Sakr. A comparative study of ai-generated (gpt-4) and human-crafted mcqs in programming education. In *Proceedings of the 26th Australasian Computing Education Conference*, ACE ’24, page 114–123, New York, NY, USA, 2024. Association for Computing Machinery.
- [9] M. Fenniak. *pypdf documentation*, 2025.
- [10] A. Goncharow, A. boekelheide, M. Mcquague, D. Burlinson, E. Saule, and K. Subramanian. Classifying pedagogical material to improve adoption of parallel and distributed computing topics. *9th NSF/TCPP Workshop on Parallel and Distributed Computing Education (EduPar-19)*, May 2019.
- [11] A. Goncharow, M. Mcquague, E. Saule, K. Subramanian, P. Goolkasian, and J. Payton. Cs-materials: A system for classifying and analyzing pedagogical materials to improve adoption of parallel and distributed computing topics in early cs courses. *Journal of Parallel and Distributed Computing*, 2021.

- [12] A. Goncharow, M. Mcquague, E. Saule, K. Subramanian, J. Payton, and P. Goolkasian. Mapping materials to curriculum standards for design, alignment, audit, and search. In *Proceedings of the 52nd ACM Technical Symposium on Computer Science Education*, SIGCSE '21, page 295–301, New York, NY, USA, 2021. Association for Computing Machinery.
- [13] E. Kochmar, M. Bexte, J. Burstein, A. Horbach, R. Laarmann-Quante, A. Tack, V. Yaneva, and Z. Yuan, editors. *Proceedings of the 19th Workshop on Innovative Use of NLP for Building Educational Applications (BEA 2024)*, Mexico City, Mexico, June 2024. Association for Computational Linguistics.
- [14] E. Kochmar, J. Burstein, A. Horbach, R. Laarmann-Quante, N. Madnani, A. Tack, V. Yaneva, Z. Yuan, and T. Zesch, editors. *Proceedings of the 18th Workshop on Innovative Use of NLP for Building Educational Applications (BEA 2023)*, Toronto, Canada, July 2023. Association for Computational Linguistics.
- [15] A. N. Kumar, R. K. Raj, S. G. Aly, M. D. Anderson, B. A. Becker, R. L. Blumenthal, E. Eaton, S. L. Epstein, M. Goldweber, P. Jalote, D. Lea, M. Oudshoorn, M. Pias, S. Reiser, C. Servin, R. Simha, T. Winters, and Q. Xiang. *Computer Science Curricula 2023*. Association for Computing Machinery, New York, NY, USA, 2024. <https://dl.acm.org/doi/pdf/10.1145/3664191>.
- [16] J. Leinonen, A. Hellas, S. Sarsa, B. Reeves, P. Denny, J. Prather, and B. A. Becker. Using Large Language Models to Enhance Programming Error Messages. In *Proceedings of the 54th ACM Technical Symposium on Computer Science Education V. 1*, SIGCSE 2023, pages 563–569, New York, NY, USA, Mar. 2023. Association for Computing Machinery.
- [17] S. MacNeil, A. Tran, J. Leinonen, P. Denny, J. Kim, A. Hellas, S. Bernstein, and S. Sarsa. Automatically generating cs learning materials with large language models. In *Proceedings of the 54th ACM Technical Symposium on Computer Science Education V. 2*, SIGCSE 2023, page 1176, New York, NY, USA, 2023. Association for Computing Machinery.
- [18] L. Màrquez, L. Padró, and H. Rodríguez. A machine learning approach to pos tagging. *Machine Learning*, (39):59–91, Apr. 2000.
- [19] M. Mcquague, E. Saule, K. Subramanian, and J. Payton. Data-driven discovery of anchor points for pdc content. In *Proceedings of SC23 Workshops (SC-W); EduHPC*, 2023.
- [20] M. Mohler, R. Bunescu, and R. Mihalcea. Learning to grade short answer questions using semantic similarity measures and dependency graph alignments. In *Proceedings of the 49th Annual Meeting of the Association for Computational Linguistics: Human Language Technologies - Volume 1*, HLT '11, page 752–762, USA, 2011. Association for Computational Linguistics.
- [21] National Security Agency. Centers of Academic Excellence in Cyber Defense (CAE-CD) – 2019 Knowledge Units. Technical report, NSA, 2018. https://www.iad.gov/NIETP/documents/Requirements/CAE-CD_2019_Knowledge_Units.pdf.
- [22] NSF/IEEE-TCPP Curriculum Working Group. NSF/IEEE-TCPP curriculum initiative on parallel and distributed computing : Core topics for undergraduates. Technical report, CDER, 2012. Available at <http://www.cs.gsu.edu/~tcpp/curriculum/sites/default/files/NSF-TCPP-curriculum-version1.pdf>.
- [23] R. Řehůřek and P. Sojka. Software Framework for Topic Modelling with Large Corpora. In *Proceedings of the LREC 2010 Workshop on New Challenges for NLP Frameworks*, pages 45–50, Valletta, Malta, May 2010. ELRA. <http://is.muni.cz/publication/884893/en>.
- [24] A. Software. *PyMuPDF documentation*, 2025.

- [25] P. Sridhar, A. Doyle, A. Agarwal, C. Bogart, J. Savelka, and M. Sakr. Harnessing llms in curricular design: Using gpt-4 to support authoring of learning objectives. volume 3487 of *CEUR Workshop Proceedings*, pages 139–150. CEUR-WS.org, 2023.
- [26] P. Sridhar, A. Doyle, A. Agarwal, C. Bogart, J. Savelka, and M. Sakr. Harnessing LLMs in Curricular Design: Using GPT-4 to Support Authoring of Learning Objectives. In *Proceedings of the Workshop on Empowering Education with LLMs—the Next-Gen Interface and Content Generation*, Tokyo, Japan, July 2023. arXiv.
- [27] The Joint Taskforce on Computing Curricula: Association for Computing Machinery (ACM), IEEE Computer Society. *Computer Science Curricula 2013: Curriculum Guidelines for Undergraduate Degree Programs in Computer Science*. ACM/IEEE Computer Society, 2013. https://www.acm.org/binaries/content/assets/education/cs2013_web_final.pdf.
- [28] The Joint Taskforce on Computing Curricula: IEEE Computer Society, Association for Computing Machinery. *Computing Curricula 2001 Computer Science*. ACM/IEEE Computer Society, 2001. <http://www.acm.org/binaries/content/assets/education/curricula-recommendations/cc2001.pdf>.
- [29] M. Tungare, X. Yu, W. Cameron, G. Teng, M. A. Pérez-Quñones, L. Cassel, W. Fan, and E. A. Fox. Towards a syllabus repository for computer science courses. In *Proc. of ACM SIGCSE*, SIGCSE '07, pages 55–59, 2007.
- [30] A. Vaswani, N. Shazeer, N. Parmar, J. Uszkoreit, L. Jones, A. N. Gomez, L. Kaiser, and I. Polosukhin. Attention is All you Need. In I. Guyon, U. V. Luxburg, S. Bengio, H. Wallach, R. Fergus, S. Vishwanathan, and R. Garnett, editors, *Advances in Neural Information Processing Systems*, volume 30. Curran Associates, Inc., 2017.