

On Extremal Family Trees $(\mathcal{T}_n)_{n \geq 3}$ Beyond Caterpillars and Greedy Constructions

Jasem Hamoud¹ Duaa Abdullah²

^{1,2} Physics and Technology School of Applied Mathematics and Informatics
Moscow Institute of Physics and Technology, 141701, Moscow region, Russia

Email: ¹jasem1994hamoud@gmail.com, ²abdulla.d@phystech.edu

Abstract

This paper investigates topological indices for the greedy tree $\mathcal{T}_{\mathcal{G}}$ associated with a graphic degree sequence $\mathcal{D} = (d_1 \geq d_2 \geq \dots \geq d_n)$ of a tree. A fundamental challenge in the study of topological indices lies in establishing precise bounds, as such findings illuminate intrinsic relationships among diverse indices. We investigate the extremal properties of the graph invariant σ over the family \mathcal{T}_n of all trees on $n \geq 3$ vertices. Specifically, we compare the minimum values of σ attained in restricted subclasses—including caterpillar trees and greedy trees—with the global minimum over \mathcal{T}_n . We prove that caterpillar trees do not achieve the minimum value of σ among all trees, whereas greedy trees attain values no smaller than this global minimum. Moreover, we show that certain trees, which are neither caterpillars nor greedy trees, have σ -values strictly between the global minimum over \mathcal{T}_n and the minimum among caterpillar trees. These results highlight structural limitations of these common tree classes in extremal problems and offer new insights into the role of non-caterpillar, non-greedy trees in minimizing graph invariants.

AMS Classification 2010: 05C05, 05C12, 05C20, 05C25, 05C35, 05C76, 68R10.

Keywords: Topological indices, Extremal, Irregularity, Sigma index, Bounds, Trees.

1 Introduction

Throughout this paper. Let $\mathcal{G} = (V, E)$ be a graph with $|V(\mathcal{G})| = n$ vertices and $|E(\mathcal{G})| = m$ edges. For a vertex $v \in V(\mathcal{G})$, denote its degree by $d(v)$. A vertex of degree one is called a *pendant vertex*. If u and v are adjacent vertices in \mathcal{G} , the edge connecting them is denoted by uv . Mathematicians and chemists have defined and explored various topological indices [5, 6, 7]. One of the earliest and most influential measures of graph irregularity is the *Albertson index*, introduced in [4], and defined for a simple graph $\mathcal{G} = (V, E)$ as:

$$\text{irr}(\mathcal{G}) = \sum_{uv \in E(\mathcal{G})} |d_{\mathcal{G}}(u) - d_{\mathcal{G}}(v)|,$$

This index captures local disparities between adjacent vertex degrees and has inspired numerous variants and generalizations [1, 2]. More recently, the *Sigma index* was introduced as a quadratic analogue of the Albertson index [5], defined by:

$$\sigma(\mathcal{G}) = \sum_{uv \in E(\mathcal{G})} (d_{\mathcal{G}}(u) - d_{\mathcal{G}}(v))^2 = F(\mathcal{G}) - 2M_2(\mathcal{G}),$$

where $F(\mathcal{G})$ is the sum of squared degrees over all edges, and $M_2(\mathcal{G})$ is the second Zagreb index given [8, 9] by

$$F(\mathcal{G}) = \sum_{uv \in E(\mathcal{G})} (d_{\mathcal{G}}(u)^2 + d_{\mathcal{G}}(v)^2) \quad M_2(\mathcal{G}) = \sum_{uv \in E(\mathcal{G})} d_{\mathcal{G}}(u) \cdot d_{\mathcal{G}}(v).$$

This formulation amplifies large degree differences and provides a more sensitive measure of irregularity. Réti [11] compared the sigma index with several well-known irregularity measures and reported interesting properties of this index. Akbar [3] determined the connected k -cyclic graphs of fixed order n that maximize the σ -index, where a connected k -cyclic graph is a connected graph of order n and size $n + k - 1$.

2 Preliminaries

This section presents essential definitions and previously established results that form the theoretical foundation for our analysis of graph irregularity in trees.

Definition 1 (Caterpillar tree). A tree T is called a *caterpillar* if there exists a path P in T (called the *spine*) such that every vertex of T is either on P or adjacent to exactly one vertex of P . Equivalently, deleting all leaves (degree-1 vertices) of T leaves a path graph (see Figure 1).

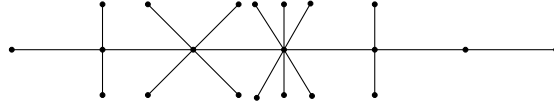


Figure 1: Caterpillar tree.

Several classical indices, such as the Zagreb indices, are also used to quantify structural features of graphs, particularly in chemical graph theory.

Definition 2 (Greedy tree). Let $\mathcal{D} = (d_1 \geq d_2 \geq \dots \geq d_n)$ be the graphic degree sequence of a tree. The *greedy tree* $T_{\mathcal{D}}$ is constructed as follows:

1. Start with a single vertex v_1 of target degree d_1 .
2. For $i = 2, \dots, n$: Create a new vertex v_i of target degree d_i . Connect v_i to the vertex u in the current tree that has the *smallest current degree* among all vertices that have not yet reached their target degree (see Figure 2).

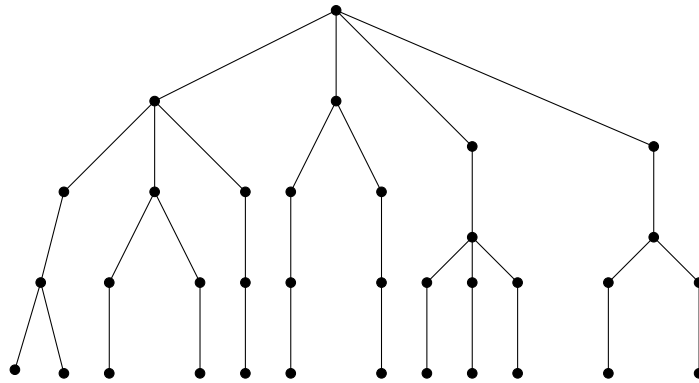


Figure 2: A greedy tree.

Lemma 2.1 ([5]). Let T be a tree with $n \geq 3$ vertices. Then:

$$\sigma_{\max}(T) = (n-1)(n-2), \quad \sigma_{\min}(T) = 0.$$

Lemma 2.2 ([13]). Let G be a connected graph with $n \geq 3$ vertices and $1 \leq p \leq n-3$ pendant vertices. Then the maximum sigma index is attained when $\Delta(G) = n-1$.

We conclude this section with a general formula for the Albertson index in trees with arbitrary degree sequences. This result provides the analytical foundation for our investigation of caterpillar structures.

Theorem 2.3 ([10]). *Let \mathbb{C} be a caterpillar tree with a degree sequence is $\mathcal{D} = (d_1, \dots, d_n)$, where $d_n \geq \dots \geq d_1$. Then, Albertson index of tree T is*

$$\text{irr}(\mathbb{C}) = d_1^2 + d_n^2 + \sum_{i=2}^{n-1} d_i^2 + \sum_{i=2}^{n-1} d_i + d_n - d_1 - 2n + 2.$$

We consider caterpillar trees denoted by $\mathbb{C}(n, m)$, where n is the number of backbone (or path) vertices and m is the number of pendant vertices attached to each.

Theorem 2.4 ([10]). *Let \mathbb{C} be a caterpillar tree with a degree sequence $\mathcal{D} = (d_1, \dots, d_n)$, where $d_1 \geq d_2 \geq \dots \geq d_n$. Then, Sigma index among caterpillar tree \mathbb{C} is*

$$\sigma(\mathbb{C}) = (d_n - 1)^3 + (d_1 - 1)^3 + \sum_{i=1}^n (d_i - d_{i+1})^2 + \sum_{i=2}^{n-1} (d_i - 1)^2 (d_i - 2).$$

For a duplicate star graph $\mathcal{S}_{r,k}$, Theorem 2.5 provide us the relationship of Sigma index with special terms.

Theorem 2.5 ([5]). *Let $\mathcal{S}_{r,k}$ be a duplicate star graph where $\deg_{\mathcal{S}_{r,k}}(u) = k$ and $d_{\mathcal{S}_{r,k}}(v) = r$. Then,*

$$\sigma(\mathcal{S}_{r,k}) = (k - 1)^3 + (r - 1)^3 + (k - r)^2.$$

Let $\mathcal{T}_{n,p}$ be a tree of n vertices and p pendent vertices. Consider the caterpillar tree $\mathbb{C} \in \mathcal{T}_{n,p}$. In this study we refer to caterpillar tree \mathbb{C} by considering Figure 3.

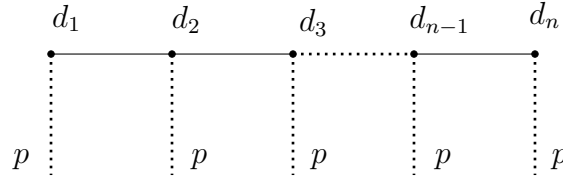


Figure 3: Caterpillar tree $\mathbb{C}(n, p)$.

In next lemma, X. Sun et al. [12] had provided an important upper bound of Sigma index. It establishes the following section.

Lemma 2.6 ([12]). *A tree T of order $n \geq 5$ with p pendent vertices, where $3 \leq p \leq n - 2$, satisfies $\sigma(T) \leq (p - 1)^3 + (p - 2)^2 + 1$. Equality holds if and only if $T \cong \mathcal{T}_{n,p}$.*

This section has provided the essential theoretical tools—definitions, bounds, and structural properties—needed for our investigation of graph irregularity. In what follows, we apply these foundations to derive exact formulas and extremal results for Sigma index in caterpillar trees.

2.1 Problem of search

Problem 1. Consider a tree \mathcal{T} assuming $n \geq 3$ where

- Spine vertices: v_1, \dots, v_n , with degrees $p + 1$ for v_1 and v_n , and $p + 2$ for the internal spine vertices.

- First-level pendants: each of degree $1 + r$.
- Second-level pendants: each of degree $1 + s$.
- Third-level pendants (leaves): each of degree 1.

Determine σ -irregularity index for the tree \mathcal{T} .

3 Main Result

In this section, consider a tree \mathcal{T} assuming $n \geq 3$. To solve the Problem 1 we will discuss many cases based on the terms of the problem. Proposition 3.1 had presented the concept of Sigma index among caterpillar tree by compare with other trees.

Proposition 3.1. *Let $\mathcal{D} = (d_1, d_2, \dots, d_n)$ be any tree degree sequence on n vertices with $d_1 \geq d_2 \geq \dots \geq d_n \geq 1$. Among all trees on n vertices realizing \mathcal{D} , the greedy tree $\mathcal{T}_{\mathcal{D}}$ minimizes the σ -irregularity index:*

$$\sigma(\mathcal{T}_{\mathcal{D}}) = \min\{\sigma(T) \mid T \text{ is a tree with degree sequence } \mathcal{D}\}.$$

Proof. Consider $\mathcal{D} = (d_1, d_2, \dots, d_n)$ be any tree degree sequence on n vertices with $d_1 \geq d_2 \geq \dots \geq d_n \geq 1$. Assume \mathcal{T} be any tree with degree sequence \mathcal{D} that is not the greedy tree $\mathcal{T}_{\mathcal{D}}$. Let v_1 be a vertex of maximum degree d_1 . By the monotone adjacency property, its neighbors are precisely the d_1 vertices with the next largest degrees. Otherwise, a vertex of larger degree would be adjacent to v_1 while a vertex of smaller degree remains unconnected. Then, we find that if \mathcal{T} contains two edges uv and xy (with $u \neq x$) such that $d_{\mathcal{T}}(u) > d_{\mathcal{T}}(x)$, both u and x had remaining degree capacity when y was attached to x , and $d_{\mathcal{T}}(v) < d_{\mathcal{T}}(y)$. Let \mathcal{T}' be a tree derived from \mathcal{T} by remove both of edges uv and xy , and add the edges uy and xv . Thus, if there exist vertices u, v, x, y such that $d(u) \geq d(v) \geq d(x) \geq d(y)$, with edges $uv, vx \in E(\mathcal{T})$ where $ux, vy \notin E(\mathcal{T})$. Then,

$$\begin{aligned} \sigma(\mathcal{T}) - \sigma(\mathcal{T}') &= [(d(u) - d(v))^2 + (d(x) - d(y))^2] - [(d(u) - d(y))^2 + (d(x) - d(v))^2] \\ &= -2(d(u) - d(x))(d(v) - d(y)) \end{aligned}$$

Thus, in this case we find that $\sigma(\mathcal{T}) > \sigma(\mathcal{T}')$. This implies that in any σ -minimal tree, edges respect the degree ordering: higher-degree vertices cannot connect to disproportionately lower-degree vertices when a more balanced pairing is possible. Thus, for any two vertices u, v with $d(u) \geq d(v)$, the degrees of the neighbors of u are at least as large as those of the neighbors of v , up to permutation. Therefore, every non-greedy tree can be transformed into the greedy tree by a finite sequence of strictly σ -decreasing operations. It follows that $\sigma(T) > \sigma(\mathcal{T}_{\mathcal{D}})$. This completes the proof. \square

The preceding observations highlight the importance of the tree's structural type in determining the value of the sigma index. To elucidate this further, Proposition 3.2 provides a detailed analysis of the sigma index for trees that are neither caterpillars nor terraced trees.

Proposition 3.2. *Let \mathcal{T}_n be the family of all trees on n vertices where $n \geq 3$. Among all trees on n vertices that are neither caterpillars nor greedy trees. Then,*

$$\begin{aligned} \min\{\sigma(\mathcal{T}) \mid \mathcal{T} \in \mathcal{T}_n; \text{ if } \mathcal{T} \text{ is caterpillar tree}\} &> \min\{\sigma(\mathcal{T}) \mid \mathcal{T} \in \mathcal{T}_n\} \\ \min\{\sigma(\mathcal{T}) \mid \mathcal{T} \in \mathcal{T}_n; \text{ if } \mathcal{T} \text{ is greedy tree}\} &\geq \min\{\sigma(\mathcal{T}) \mid \mathcal{T} \in \mathcal{T}_n\}. \end{aligned}$$

There exist non-caterpillar, non-greedy trees \mathcal{T} on n vertices such that

$$\min\{\sigma(\mathcal{S}) \mid \mathcal{S} \in \mathcal{T}_n\} < \sigma(\mathcal{T}) < \min\{\sigma(\mathcal{S}) \mid \mathcal{S} \in \mathcal{T}_n\} \quad (1)$$

where \mathcal{S} is a caterpillar tree.

Proof. Assume \mathcal{T}_n be the family of all trees on n vertices where $n \geq 3$. If \mathcal{T} is a caterpillar tree. Since \mathcal{T}_n is finite, the quantity $\mu = \min\{\sigma(\mathcal{T}) \mid \mathcal{T} \in \mathcal{T}_n\}$ is attained by at least one tree. Then, the class of caterpillar trees is a proper subset of \mathcal{T}_n for $n \geq 4$. Thus,

$$\mu \leq \min\{\sigma(\mathcal{T}) \mid \mathcal{T} \in \mathcal{T}_n\}, \quad (2)$$

the inequality is strict. Similarity, for greedy trees are constructed to be locally optimal with respect to σ . Consequently, the value of σ attained by any greedy tree cannot be smaller than the global minimum of σ over \mathcal{T}_n .

Assume $\mu_c = \min\{\sigma(\mathcal{T}) \mid \mathcal{T} \in \mathcal{T}_n\}$, where \mathcal{T} is caterpillar tree, according to (2) we find that $\mu < \mu_c$. As σ takes only finitely many distinct values on \mathcal{T}_n , there exists $\mathcal{T}^* \in \mathcal{T}_n$ such that

$$\mu < \sigma(\mathcal{T}^*) < \mu_c. \quad (3)$$

Such a \mathcal{T}^* is necessarily non-caterpillar. This tree is neither a caterpillar (its spine fails to dominate due to deep branches) nor greedy (it avoids balanced or star-like growth from low-degree vertices). Its value of $\sigma(\mathcal{T})$ exceeds that of typical double-star-like trees because of a more uniform degree distribution, yet remains strictly smaller than that of most caterpillar trees, whose long spines produce many substantial terms of the form $(d(u) - d(v))^2$.

Consequently, there exists a non-empty open interval that separates the global minimum of σ from the minimum value of σ attained over the class of caterpillar trees. Non-caterpillar, non-greedy trees achieve σ -values lying strictly inside this interval. Therefore, relations (2) and (1) together imply (1), which completes the proof. \square

Proposition 3.3. *The Sigma index of the caterpillar tree $\mathbb{C}(n, m)$ of order (n, m) is given by:*

$$\sigma(\mathbb{C}(n, m)) = \begin{cases} 2m^3, & \text{if } n = 2, \\ 2m^3 + m \cdot n(m+1)^2 + 2, & \text{if } n > 2. \end{cases}$$

Proof. Assume the sequence x_1, x_2, \dots, x_n and the pendant vertices $y_{1,1}, \dots, y_{i,j}$ are adjacent to x_i . Then $d(x_1) = d(x_n) = m+1$ and $d(x_i) = m+2$ for $2 \leq i \leq n-1$. Hence,

$$\text{irr}(\mathbb{C}(n, m)) = \begin{cases} m(m+1)n - 2m + 2, & \text{if } n \geq 3, \\ m(m+1)n - 2m, & \text{if } n \in \{1, 2\}. \end{cases}$$

For $n = 2$, the Sigma index of the caterpillar tree is given by: $\sigma = 2m^3$. For $n = 3$, we have: $\sigma(\mathbb{C}(n, m)) = 2m^3 + m(m+1)^2 + 2$, where $d(x_1) = d(x_n) = m+1$ at both ends of $\mathbb{C}(n, m)$ and $d(x_2) = m+2$ in the central vertex of $\mathbb{C}(n, m)$. Therefore,

$$\sigma(\mathbb{C}(n, m)) = \begin{cases} 2m^3, & \text{if } n = 2, \\ 2m^3 + m \cdot n(m+1)^2 + 2, & \text{if } n > 2. \end{cases}$$

The Sigma index is then computed as $(d(x_1) - d(x_2))^2 + \dots + (d(x_{n+1}) - d(x_n))^2$, which can be expressed as:

$$\sigma(\mathbb{C}(n, m)) = \sum_{i=1}^n \left(\sum_{j=1}^n d(x_i) - d(y_{i,j}) \right)^2 + \left(\sum_{i=1}^{n-1} d(x_i) - d(x_{i+1}) \right)^2.$$

\square

Lemma 3.1 establishes the Sigma index of \mathbb{C} with degree sequence $\mathcal{D} = (d_1, d_2, d_3)$, under the assumption that $d_3 \geq d_2 \geq d_1$.

Lemma 3.1. Let \mathbb{C} be a caterpillar tree with degree sequence $\mathcal{D} = (d_1, d_2, d_3)$, where $d_3 \geq d_2 \geq d_1$. Then, the Sigma index of T is given by:

$$\sigma(\mathbb{C}) = \sum_{i=1}^3 p(d_i - 1)^2 + \sum_{i=1}^2 (d_i - d_{i+1})^2. \quad (4)$$

Proof. Let \mathbb{C} be a caterpillar tree with an increasing degree sequence $\mathcal{D} = (d_1, d_2, d_3)$ and pendent vertices p . To prove (4), we consider the following valid cases. Suppose the degree sequence is \mathcal{D} ordered such that (d_1, d_2, d_3) . Then, we have:

$$\sigma(\mathbb{C}) = p(d_1 - 1)^2 + p(d_2 - 1)^2 + p(d_3 - 1)^2 + (d_1 - d_2)^2 + (d_2 - d_3)^2 \quad (5)$$

If $d_1 = d_2 = d_3 = k$. Then, $\sigma(\mathbb{C}) = 3p(k - 1)^2$. Now, consider the degree sequence \mathcal{D} ordered such that (d_2, d_1, d_3) . We obtain:

$$\sigma(\mathbb{C}) = p(d_1 - 1)^2 + p(d_2 - 1)^2 + p(d_3 - 1)^2 + (d_2 - d_1)^2 + (d_1 - d_3)^2 \quad (6)$$

If $d_1 = d_2 = d_3 = k$. Then, $\sigma(\mathbb{C}) = 3p(k - 1)^2$. Thus, if the degree sequence \mathcal{D} ordered such that (d_1, d_3, d_2) . We obtain:

$$\sigma(\mathbb{C}) = p(d_1 - 1)^2 + p(d_2 - 1)^2 + p(d_3 - 1)^2 + (d_1 - d_3)^2 + (d_3 - d_2)^2 \quad (7)$$

Thus, from (6)–(7) we find that

$$\sigma(\mathbb{C}) = \begin{cases} \sigma_{\max}(\mathbb{C}) = p(d_1 - 1)^2 + p(d_2 - 1)^2 + p(d_3 - 1)^2 + (d_1 - d_3)^2 + (d_3 - d_2)^2, \\ \sigma_{\min}(\mathbb{C}) = p(d_1 - 1)^2 + p(d_2 - 1)^2 + p(d_3 - 1)^2 + (d_1 - d_2)^2 + (d_2 - d_3)^2. \end{cases}$$

This completes the proof. \square

Lemma 3.2 represents the first step in solving Problem 1, as we use it to demonstrate the interconnection between the three levels in the tree in order to find the value of the sigma index, which is essential for discussing the other cases.

Lemma 3.2. Consider \mathcal{T} be a tree given by Problem 1 with spine vertices v_1, v_2, \dots, v_n where $n \geq 3$. Then, the σ -irregularity index of \mathcal{T} is

$$\sigma(\mathcal{T}) = nprs^3 + p(n - 2)(p + 1 - r)^2 + 2p(p - r)^2 + npr(r - s)^2 + 2. \quad (8)$$

Proof. Assume \mathcal{T} be a tree with a spine, vertices on three levels, such that the first-level pendants each have degree $1 + r$, the second-level pendants each have degree $1 + s$, and the third-level pendants (leaves) each have degree 1. For the spine edges, we find that there are $n - 1$ edges. Thus, for $i = 1$ and $i = n - 1$ the degrees are $p + 1$ and $p + 2$ implies that $(p + 1 - (p + 2))^2 = 1$. For $i = 2, \dots, n - 2$ both endpoints have degree $p + 2$ implies that $(p + 2 - (p + 2))^2 = 0$. Now, to determine the value of edges between spine vertices and first-level pendants, we noticed that the edges incident to v_1 or v_n (there are $2p$ of them), the degrees $p + 1$ and $1 + r$ implies that $(p + 1 - (1 + r))^2 = (p - r)^2$ yields $2(p - r)^2$. Also, for edges incident to internal spine vertices v_2, \dots, v_{n-1} (there are $(n - 2)p$ of them), the degrees $p + 2$ and $1 + r$ implies that $(p + 2 - (1 + r))^2 = (p + 1 - r)^2$ yields $2(p + 1 - r)^2$. Thus,

$$\sigma(\mathcal{T}_1) = 2(p - r)^2 + 2(p + 1 - r)^2 + 2. \quad (9)$$

For other levels, there are npr such edges for the second level. Thus, both endpoints have degrees $1 + r$ and $1 + s$ implies that $((1 + r) - (1 + s))^2 = (r - s)^2$ yields $npr(r - s)^2$. To determine the edges between second-level pendants and leaves, we noticed that there are $nprs$

such edges. Thus, for the degrees are $1 + s$ and 1 implies that $((1 + s) - 1)^2 = s^2$, yields $npr s^3$. Thus,

$$\sigma(\mathcal{T}_2) = npr(r - s)^2 + npr s^3. \quad (10)$$

Therefore, from (9) and (10) we obtain on $\sigma(\mathcal{T}) = \sigma(\mathcal{T}_1) + \sigma(\mathcal{T}_2)$. Thus, the relationship (8) holds. This completes the proof. \square

It is noteworthy that our previous results addressed trees with three levels under certain conditions. To strengthen these findings, we modify the conditions in Lemma 3.3, which elucidates how the indicator's value varies with these changes.

Lemma 3.3. *Consider \mathcal{T} be a tree with spine vertices v_1, v_2, \dots, v_n where $n \geq 3$ and the following degree structure based on Problem 1. Each first-level pendant vertex has degree $(1+r)^2$. Each second-level pendant vertex has degree $(1+s)^2$ and is adjacent to exactly $(1+s)^2 - 1$ leaves (third-level pendants), each of degree 1. Then, the σ -irregularity index of \mathcal{T} is*

$$\sigma(\mathcal{T}) = \mu_0 - (1 + s)^2)^2 + np((1 + r)^2 - 1)((1 + s)^2 - 1)^3 + \mu_1 + 2, \quad (11)$$

where $\mu_0 = np((1 + r)^2 - 1)((1 + r)^2)$ and $\mu_1 = 2p(p - (1 + r)^2 + 1)^2 + p(n - 2)(p + 1 - (1 + r)^2)^2$.

Proof. Assume \mathcal{T} be a tree with a spine, vertices on three levels, according to Lemma 3.2, the first-level pendants each have degree $(1 + r)^2$, the second-level pendants each have degree $(1 + s)^2$, and the third-level pendants (leaves) each have degree 1. Thus,

$$\sigma(\mathcal{T}_1) = 2p(p - (1 + r)^2 + 1)^2 + p(n - 2)(p + 1 - (1 + r)^2)^2. \quad (12)$$

Similarly, for the first and second level, each of the np first-level pendants has degree $(1 + r)^2$, one edge goes to the spine, so it has $(1 + r)^2 - 1$ children implies that $np((1 + r)^2 - 1)$ and each such edge connects a vertex of degree $(1 + r)^2$ to a vertex of degree $(1 + s)^2$ implies that $((1 + r)^2 - (1 + s)^2)^2$ yields $np((1 + r)^2 - 1)((1 + r)^2 - (1 + s)^2)^2$. Also, to determine the value of the second level to leaf edges, we find that each of the $np((1 + r)^2 - 1)$ second-level pendants has degree $(1 + s)^2$, one edge to its parent (first-level), so it has $(1 + s)^2 - 1$ leaves. Thus there are $np((1 + r)^2 - 1)((1 + s)^2 - 1)$ such edges. Therefore, we have

$$\sigma(\mathcal{T}_2) = np((1 + r)^2 - 1)((1 + s)^2 - 1)^3. \quad (13)$$

Hence, from (12) and (13) we obtain on $\sigma(\mathcal{T}) = \sigma(\mathcal{T}_1) + \sigma(\mathcal{T}_2)$. Thus, the relationship (11) holds. This completes the proof. \square

To strengthen these results as a solid foundation for future outcomes, we present in Table 1 a comparative illustration between the values of Lemma 3.2, represented by (8), and Lemma 3.3, represented by (11). We clearly observe a substantial increase in the values of the Sigma index through (11), which indicates that the sharp bounds we can apply to the Sigma index via (8) do not apply to it via (11), as the conditions provided differ in both.

p	$\sigma(T)$	$\sigma(T_1)$	$\sigma(T_1) - \sigma(T)$	p	$\sigma(T)$	$\sigma(T_1)$	$\sigma(T_1) - \sigma(T)$
3	15128	30900007	30884879	4	43410	154915338	154871928
5	103212	600318883	600215671	6	215474	1935790462	1935574988
7	408816	1139523935	1139115119	8	720738	802298194	801577456
9	1198820	1519059771	1517860951	10	1901922	-910339258	-912241180
11	2901384	-406266985	-409168369	12	4282226	1018071450	1013789224

Table 1: Comparison of value among Lemma 3.2 and 3.3 with $n = 10$.

Through Lemma 3.4, we confirm the results discussed via both Lemmas 3.2 and 3.3. Accordingly, we introduce new conditions based on Problem 1, which yield distinct outcomes. This leads us to induct on the values of the sigma index to reach the general case. Here, we must not overlook the importance of extending the empowerment of these results to extremal trees, as well as for computing the extremal values of the sigma index.

Lemma 3.4. *Let \mathcal{T} be a tree with spine vertices v_1, v_2, \dots, v_n where $n \geq 3$ and the following degree structure based on Problem 1. Each first-level pendant vertex has degree $2p$. Each second-level pendant vertex has degree $2p^2$ and is adjacent to exactly $2p^2 - 1$ leaves (third-level pendants), each of degree 1. Then, the σ -irregularity index of \mathcal{T} is*

$$\sigma(\mathcal{T}) = np(2p-1)(2p^2-1)^3 + 2p(1-p)^2 + p(n-2)(2-p)^2 + \mu + 2, \quad (14)$$

where $\mu = np(2p-1)(2p-2p^2)^2$.

Proof. Assume \mathcal{T} be a tree with spine vertices v_1, v_2, \dots, v_n where $n \geq 3$. For the spine vertices and to the first level according to Lemma 3.2 we find that

$$\sigma(\mathcal{T}_1) = 2p(1-p)^2 + p(n-2)(2-p)^2. \quad (15)$$

Then, at the second level, each of the np first-level pendant vertices is adjacent to exactly $2p-1$ second-level pendant vertices. Thus, there are $np(2p-1)$ edges connecting the first level to the second level. Each such edge joins a vertex of degree $2p$ to a vertex of degree $2p^2$, contributing $(2p^2-2p)^2 = 4p^2(p-1)^2$ to the σ -irregularity index. Therefore, the total contribution from these edges is

$$\sigma(\mathcal{T}_2) = np(2p-1)(2p^2-2p)^2. \quad (16)$$

Now consider the edges incident to the third level. Each second-level pendant vertex has degree $2p^2$ and is adjacent to exactly $2p^2-1$ leaves of degree 1. Hence, there are $np(2p-1)(2p^2-1)$ such edges, each contributing $(2p^2-1)^2$ to the σ -irregularity index. The total contribution from these edges is

$$\sigma(\mathcal{T}_3) = np(2p-1)(2p^2-1)^3. \quad (17)$$

Finally, combining the contributions from the spine and first level in (15) with those from (16) and (17) yields

$$\sigma(\mathcal{T}) = \sigma(\mathcal{T}_1) + \sigma(\mathcal{T}_2) + \sigma(\mathcal{T}_3),$$

which gives (14) and completes the proof. \square

Actually, the σ -irregularity index of a k -level balanced pendant tree had extended from Problem 1 for new Problem 2. We now extend the result to Theorem 3.5, which addresses the Sigma index of a tree \mathcal{T} with degree sequence $\mathcal{D} = (d_1, d_2, d_3, d_4)$, where $d_4 \geq d_3 \geq d_2 \geq d_1$.

Theorem 3.5. *Let \mathbb{C} be a caterpillar tree of order n , and let $\mathcal{D} = (d_1, d_2, d_3, d_4)$ be a degree sequence, where $d_4 \geq d_3 \geq d_2 \geq d_1$. Then,*

$$\sigma(\mathbb{C}) = \begin{cases} \sigma_{\max}(\mathbb{C}) = p \sum_{i=1}^4 (d_i - 1)^2 + (d_4 - d_1)^2 + (d_1 - d_3)^2 + (d_3 - d_2)^2, \\ \sigma_{\min}(\mathbb{C}) = p \sum_{i=1}^4 (d_i - 1)^2 + (d_1 - d_2)^2 + (d_2 - d_3)^2 + (d_3 - d_4)^2. \end{cases}$$

Proof. Let \mathbb{C} be a caterpillar tree of order n , and let $\mathcal{D} = (d_1, d_2, d_3, d_4)$ be a non-increasing degree sequence. We aim to determine which vertices at the ends of the sequence represent the largest values, and which vertices in the middle represent the smallest values. Assume

the degrees satisfy $a \leq b \leq c \leq d$, where c and d are the two largest. For any ordering (x_1, x_2, x_3, x_4) , the Sigma index is

$$\sigma(\mathbb{C}) = p \sum_{i=1}^4 (x_i - 1)^2 + \sum_{i=1}^3 (x_i - x_{i+1})^2.$$

The term $p \sum_{i=1}^4 (x_i - 1)^2$ depends only on the multiset $\{a, b, c, d\}$ and remains constant across all permutations. The condition that the two largest degrees are adjacent requires (c, d) or (d, c) to appear consecutively in (x_1, x_2, x_3, x_4) . Thus, we noticed that The six corresponding orderings are (c, d, a, b) , (d, c, a, b) , (a, c, d, b) , and (a, d, c, b) , (a, b, c, d) , (a, b, d, c) . For each ordering, according to Lemma 3.1 we noticed that

$$\sigma(\mathbb{C}) = p[(a - 1)^2 + (b - 1)^2 + (c - 1)^2 + (d - 1)^2] + \mathcal{S}, \quad (18)$$

where \mathcal{S} denotes the sum of squared consecutive differences:

$$\begin{aligned} \mathcal{S}_{(a,b,c,d)} &= (a - b)^2 + (b - c)^2 + (c - d)^2, & \mathcal{S}_{(a,b,d,c)} &= (a - b)^2 + (b - d)^2 + (d - c)^2, \\ \mathcal{S}_{(a,c,d,b)} &= (a - c)^2 + (c - d)^2 + (d - b)^2, & \mathcal{S}_{(a,d,c,b)} &= (a - d)^2 + (d - c)^2 + (c - b)^2, \\ \mathcal{S}_{(c,d,a,b)} &= (c - d)^2 + (d - a)^2 + (a - b)^2, & \mathcal{S}_{(d,c,a,b)} &= (d - c)^2 + (c - a)^2 + (a - b)^2. \end{aligned}$$

In each case, the term involving the two largest degrees is either $(c - d)^2$ or $(d - c)^2$, appearing exactly once since c and d are adjacent only once in a sequence of length 4. Thus, the maximum value of Sigma index according to (18) is

$$\sigma_{\max}(\mathbb{C}) = p \sum_{i=1}^4 (x_i - 1)^2 + (d - a)^2 + (a - c)^2 + (c - b)^2. \quad (19)$$

Adjacent terms are closest, minimizing the sum of squared differences. Therefore, the minimum value is

$$\sigma_{\min}(\mathbb{C}) = p \sum_{i=1}^4 (x_i - 1)^2 + (a - b)^2 + (b - c)^2 + (c - d)^2. \quad (20)$$

Thus, from (18)–(20) holds. This completes the proof. \square

Problem 2. Let \mathcal{T} be a tree with $n \geq 3$ vertices defined by a spine v_1, v_2, \dots, v_n and exactly k levels of pendants with the following degree conditions, for the spine vertices $d(v_1) = d(v_n) = p + 1$, $d(v_i) = p + 2$ for $i = 2, \dots, n - 1$ ($1 \leq p \in \mathbb{Z}$), each spine vertex has exactly p children of **level 1** (first-level pendants), for each $\ell = 1, 2, \dots, k - 1$, every vertex at level ℓ has degree d_ℓ and exactly $d_\ell - 1$ children at level $\ell + 1$ and All vertices at level k are leaves, i.e., $d(v) = 1$ for every v at level k . Let d_0 degree of the spine vertex to which the level-1 pendant is attached. Then $d_0 = p + 1$ for branches attached to v_1 or v_n and $d_0 = p + 2$ for branches attached to v_2, \dots, v_{n-1} . Define $m_0 = p$ (number of level-1 children per spine vertex) and $m_\ell = d_\ell - 1$ for $\ell = 1, 2, \dots, k - 1$ (number of pendent vertices each level- ℓ vertex has toward level $\ell + 1$). Find the relationship of Sigma index among \mathcal{T} .

The solution to this problem is provided by Theorem 3.6, which accounts for the two main classes of vertices—spine vertices and pendent vertices—together with their respective degrees. This fundamental result, derived from the arguments in Lemmas 3.3 and 3.4, addresses several cases that will be discussed later in connection with the setting introduced in Problem 2.

Theorem 3.6. Let \mathcal{T} be a tree with $n \geq 3$ vertices given by Problem 2, consisting of a spine v_1, v_2, \dots, v_n and exactly k levels of pendants. The σ -irregularity index is

$$\sigma(T) = \sum_{\ell=1}^{k-1} np \left(\prod_{j=1}^{\ell-1} (d_j - 1) \right) (d_\ell - d_{\ell+1})^2 + np \left(\prod_{j=1}^{k-2} (d_j - 1) \right) (d_{k-1} - 1)^2 + \mu, \quad (21)$$

where $\mu = 2 + 2p(p + 1 - d_1)^2 + p(n - 2)(p + 2 - d_1)^2$.

Proof. The vertices of \mathcal{T} are partitioned into levels such that level 0 consists of the spine vertices, while level ℓ satisfying $1 \leq \ell \leq k$ contains all vertices at distance ℓ from the spine. Edges exist only between consecutive levels. Hence, we consider each spine vertex has exactly $m_0 = p$ neighbors in level 1. Consequently, the total number of edges between levels 0 and 1 is np . For $\ell \geq 1$, every vertex in level ℓ has exactly $m_\ell = d_\ell - 1$ pendent vertices in level $\ell + 1$. Thus, the number of edges between levels ℓ and $\ell + 1$ is

$$\mathcal{E}_{\ell, \ell+1} = np \prod_{j=1}^{\ell-1} (d_j - 1). \quad (22)$$

Therefore, from (22) we noticed that

$$\sigma(\mathcal{T}) = \sigma_{0,1}(\mathcal{T}) + \sum_{\ell=1}^{k-1} \sigma_{\ell, \ell+1}(\mathcal{T}), \quad (23)$$

where $\sigma_{\ell, \ell+1}$ denotes the terms arising from the edges connecting levels ℓ and $\ell + 1$. For $\ell = 1$, each spine vertex has exactly p neighbors in level 1. As there are n spine vertices, the total number of edges between levels 1 and 2 is np . Each such edge connects a vertex of degree d_1 (in level 1) to a vertex of degree d_2 (in level 2). Then, $\sigma_{1,2}(\mathcal{T}) = np(d_1 - d_2)^2$.

Therefore, for $1 \leq \ell \leq k - 2$, each edge connecting a vertex at level ℓ to a vertex at level $\ell + 1$ contributes $(d_\ell - d_{\ell+1})^2$ to (23). Therefore, according to (23) we find that

$$\sigma_{\ell, \ell+1}(\mathcal{T}) = np \left(\prod_{j=1}^{\ell-1} (d_j - 1) \right) (d_\ell - d_{\ell+1})^2. \quad (24)$$

Then, from (24) by considering $\ell = k - 1$, it satisfies the property that every vertex at level k is a leaf of degree 1. Thus,

$$\sigma_{k-1, k}(\mathcal{T}) = np \left(\prod_{j=1}^{k-2} (d_j - 1) \right) (d_{k-1} - 1)^2. \quad (25)$$

Now, for establishing $\sigma_{0,1}(\mathcal{T})$, we noticed that each edge between a spine vertex and a level-1 vertex contributes $(d_0 - d_1)^2$, where d_0 denotes the degree of the spine vertex. Hence, two endpoint spine vertices v_1 and v_n each have degree $d_0 = p + 1$ and p neighbors at level 1. Their combined contribution is therefore $2p(p + 1 - d_1)^2$. Then, each of the $n - 2$ internal spine vertices has degree $d_0 = p + 2$ and p neighbors at level 1 yields $p(n - 2)(p + 2 - d_1)^2$. Additionally, the two spine edges v_1v_2 and $v_{n-1}v_n$ contribute 2. Therefore,

$$\sigma_{0,1}(\mathcal{T}) = 2p(p + 1 - d_1)^2 + p(n - 2)(p + 2 - d_1)^2 + 2. \quad (26)$$

Thus, in this case if we consider $\mu = \sigma_{0,1}(\mathcal{T})$ both of (25) and (26) implies that the relationship (23). Therefore, the relationship (21) holds. \square

Both extreme values play a pivotal role in the behavior of the Sigma index, as illustrated in Figure 4. The maximum value of Sigma index satisfied with the left figure and the minimum value satisfied with the right figure. Note that the extremal value is attained for the degree sequence ordered by $d_n > d_1 > \dots > d_2 > d_{n-1}$ and $d_n > d_2 > \dots > d_{n-1} > d_1$.

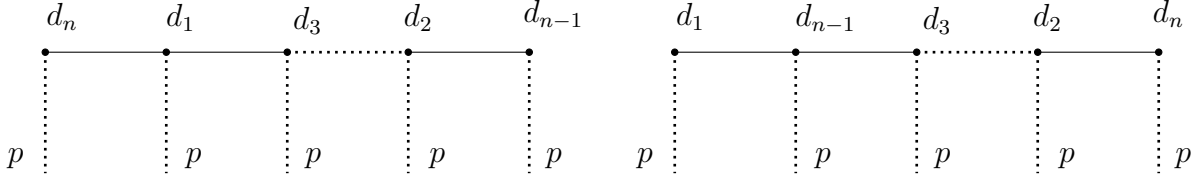


Figure 4: The behavior of caterpillar tree $\mathbb{C}(n, p)$.

Theorem 3.7 establishes the initial upper bounds by analyzing the sum of squared differences between the degrees in \mathcal{D} , while taking into account the effect of the average degree.

Theorem 3.7. *Let \mathbb{C} be a caterpillar tree, and let $\mathcal{D} = (d_1, d_2, \dots, d_n)$ be a degree sequence where $d_1 \geq d_2 \geq \dots \geq d_n$, with maximum degree Δ , minimum degree $\delta \geq 2$, and let $\lambda_{\mathcal{D}}$ be the average of \mathcal{D} . Then, the upper bound of the Sigma index satisfies*

$$\sigma(\mathbb{C}) \leq \sum_{i=1}^{n-1} \lambda_{\mathcal{D}}(d_i - d_{i+1})^3 + 2(n^2 + m^2) + 3m + n + 2. \quad (27)$$

Proof. Assume $\mathcal{D} = (d_1, d_2, \dots, d_n)$ is a degree sequence where $d_1 \geq d_2 \geq \dots \geq d_n$, with maximum degree Δ , minimum degree $\delta \geq 2$, and average degree $\lambda_{\mathcal{D}}$. Clearly, n satisfies $n > \sum_{i=1}^{n-1} (d_i - d_{i+1})^2$ and $2n > \sum_{i=1}^{n-1} (d_i - d_{i+1})^3$. These n -related terms establish the lower bounds for the Sigma index. Then

$$\sigma(\mathbb{C}) \geq \sum_{i=1}^{n-1} \lambda_{\mathcal{D}}(d_i - d_{i+1})^3 + 2n^2 + 2. \quad (28)$$

We compare the term $2n^3 + n^2 - 2n + 1$ with the term $\Delta(\Delta - 1)^2$ by considering the value of $m - 1$,

$$0 < \frac{1}{m-1} \left(\frac{2n^3 + n^2 - 2n + 1}{\Delta(\Delta - 1)^2} \right) < 3.$$

Based on this reduction, the lower bound (28) is difficult to determine within a certain bound. Thus, we have $\Delta(n - \Delta)^2 - \Delta(m - \Delta)^2 \geq \sum_{i=1}^{n-1} \lambda_{\mathcal{D}}(d_i - d_{i+1})^3$, and for the term $\Delta(\Delta - 1)^2$ compared with the term $(2m^2 + 2m + n)/2(n + m)$, considering that $\sigma(\mathbb{C}) < 2m^2 + 2m + n$ holds, we obtain

$$(d_1 - d_n)^2 \geq \frac{1}{\Delta(\Delta - 1)^2} \left(\frac{2m^4 + 2m + n}{2(n + m)} \right).$$

The sharp lower bound of the Sigma index satisfies the inequality by considering (28) and the value of the term $(d_1 - d_n)^2$,

$$\sigma(\mathbb{C}) > \frac{1}{\Delta(\Delta - 1)^2} \left(\frac{2m^4 + 2m + n}{2(n + m)} + 2nm + (d_1 - d_n)^2 \right). \quad (29)$$

Thus, relationship (29) implies that $\Delta(2n - m)^2$ satisfies the lower bound according to the value of $\lambda_{\mathcal{D}}$ and the upper bound according to the value d_i^2 . Hence,

$$\sum_{i=1}^{n-1} \lambda_{\mathcal{D}}(d_i - d_{i+1})^3 \leq \frac{1}{4} \left(\frac{2m^4 + 2m + n}{2\Delta(n + m)(2n - m)^2} + 2nm + (d_1 - d_n)^2 \right) \leq 3 \sum_{i=1}^n d_i^2 - (n + m), \quad (30)$$

where

$$2 \leq \frac{1}{4} \left(\frac{2m^4 + 2m + n}{2\Delta(n+m)(2n-m)^2} \right) \leq 3.$$

Therefore, from (29) and (30), the relationship with (28) implies (27). \square

4 Conclusion

In this paper, we investigate a key problem concerning trees that differ from Problem 1 and Problem 2. We resolve Problem 1, rigorously proving that the sigma index satisfies the relation

$$\sigma(\mathcal{T}) = npr s^3 + p(n-2)(p+1-r)^2 + 2p(p-r)^2 + npr(r-s)^2 + 2.$$

Similarly, we address Problem 2, which establishes the result under the conditions specified

$$\sigma(T) = \sum_{\ell=1}^{k-1} np \left(\prod_{j=1}^{\ell-1} (d_j - 1) \right) (d_\ell - d_{\ell+1})^2 + np \left(\prod_{j=1}^{k-2} (d_j - 1) \right) (d_{k-1} - 1)^2 + \mu.$$

These findings lay a foundational cornerstone in graph theory, particularly for topological indices of trees and their extremal values. This work presents a unified analytical framework for comparing linear and quadratic irregularity measures in trees, featuring precise formulas validated on fixed-size examples and general sequences. The framework strengthens the theoretical foundations of irregularity indices and provides a reference for further studies of structured families, such as caterpillar trees.

Acknowledgements

The authors would like to express their sincere gratitude to the anonymous reviewers for their insightful comments and constructive suggestions, which have substantially enhanced the clarity and quality of this manuscript.

Declarations

- Funding: Not Funding.
- Conflict of interest/Competing interests: The author declare that there are no conflicts of interest or competing interests related to this study.
- Ethics approval and consent to participate: The author contributed equally to this work.
- Data availability statement: All data is included within the manuscript.

References

- [1] H. Abdo, S. Brandt, D. Dimitrov, The total irregularity of a graph, *Discrete Mathematics & Theoretical Computer Science*, **16**(1) (2014), 201–206.
- [2] H. Abdo, D. Dimitrov, I. Gutman, Graph irregularity and its measures, *Applied Mathematics and Computation*, **357** (2019), 317–324.

- [3] A. Akbar, M. A. Albalahi, M. A. Alanazi, A. A. Bhatti, E. A Hamza, On the maximum sigma index of k-cyclic graphs, *Discrete Applied Mathematics*, **325** (2023), 58–62. DOI: 10.1016/j.dam.2022.10.009.
- [4] M. O. Albertson, The irregularity of a graph, *Ars Combinatoria*, **46** (1997), 219–225.
- [5] I. Gutman, M. Togan, A. Yurttas, A. S. Cevik, I. N. Cangul, Inverse problem for sigma index, *MATCH Commun. Math. Comput. Chem.*, **79**(3) (2018), 491–508.
- [6] R. Todeschini, V. Consonni, Handbook of Molecular Descriptors, *Wiley-VCH, Weinheim*, (2000).
- [7] R. Todeschini, V. Consonni, Molecular Descriptors for Chemoinformatics, *WileyVCH, Weinheim*, **1**(2) (2009).
- [8] I. Gutman, N. Trinajstić, Graph theory and molecular orbitals. Total π -electron energy of alternant hydrocarbons, *Chemical Physics Letters*, **17**(4) (1972), 535–538.
- [9] I. Gutman, B. Rušćić, N. Trinajstić, C. F. Wilcox, Graph theory and molecular orbitals. XII. Acyclic polyenes, *The Journal of Chemical Physics*, **62**(9) (1975), 3399–3405.
- [10] J. Hamoud, D. Abdullah, Topological Indices with Degree Sequence \mathcal{D} of Tree, <https://arxiv.org/abs/2503.12909v2>.
- [11] T. Reti, On some properties of graph irregularity indices with a particular regard to the σ -index, *Appl. Math. Comput.* 344/345 (2019) 107115.
- [12] X. Sun, J. Du, & Y. Mei, on the sigma index of chemical graphs with a given order, number of edges and pendent vertices, *J. COMBIN. MATH. COMBIN. COMPUT*, **127**(75) (2025), 85.
- [13] J. Yang, H. M. Deng, The Extremal Sigma Index of Connected Graphs with Given Number of Pendant Vertices, *Research Square*, Preprint (2023), doi:10.21203/rs.3.rs-2646370/v1.