

# Transcendental Regularization of Finite Mixtures: Theoretical Guarantees and Practical Limitations

Ernest Fokoué

EPFEQA@RIT.EDU

*Department of Mathematics and Statistics  
Rochester Institute of Technology  
Rochester, NY 14623-4322, USA.*

**Editor:** My editor

## Abstract

Finite mixture models are fundamental tools for unsupervised learning, but maximum likelihood estimation via the expectation–maximization (EM) algorithm suffers from well-known degeneracies as components collapse or coalesce. We propose *transcendental regularization*, a penalized likelihood framework that embeds analytic, coercive barrier functions to prevent degeneracy while maintaining asymptotic efficiency through a vanishing penalty schedule  $\lambda_n \downarrow 0$ . The resulting Transcendental Algorithm for Mixtures of Distributions (TAMD) offers strong theoretical guarantees: population identifiability under small penalties, consistency and asymptotic normality in well-specified cases, monotone algorithmic convergence, and robustness under misspecification. **However**, our comprehensive simulation studies reveal nuanced empirical behavior. While TAMD successfully prevents component collapse and maintains stability under contamination, it achieves only modest improvements in unsupervised classification accuracy over EM, particularly in high-dimensional, low-separation regimes. Both methods often perform barely above random guessing when true class separation is small relative to dimension. This outcome highlights a fundamental limitation: mixture components optimized for density estimation may not align with semantically meaningful classes, even with sophisticated regularization. Our work thus makes dual contributions: (1) a novel theoretical framework for regularized mixture estimation with strong guarantees, and (2) an honest empirical assessment of the practical limits of unsupervised mixture modeling in challenging regimes (Figures 4 and 2). The TAMD methodology is implemented in an open-source R package, providing researchers with tools for stabilized mixture estimation while encouraging realistic expectations about performance.

**Keywords:** Finite mixture models, Transcendental regularization, Penalized likelihood, Degeneracy prevention, High-dimensional estimation, Empirical limitations, Unsupervised learning, Algorithmic convergence

## 1 Introduction

Finite mixture models are fundamental tools for density estimation and clustering, with applications spanning genetics, finance, and machine learning. Since Pearson (1894) introduced the method of moments for Gaussian mixtures, maximum likelihood estimation via the expectation–maximization (EM) algorithm (Dempster et al., 1977) has become the standard approach. Despite its widespread use, EM suffers from well-documented pathologies: the likelihood is unbounded above, leading to degenerate solutions where component

variances collapse to zero (Day, 1969), and the algorithm is sensitive to initialization, often converging to local maxima or singularities (Redner and Walker, 1984).

Classical work by Kiefer and Wolfowitz (1956) established fundamental identifiability conditions for mixtures and highlighted the challenges of maximum likelihood estimation when components are not well-separated.

Several remedies have been proposed. Penalized likelihood methods (Chen and Khalili, 2008) add regularization but often lack coherent asymptotic theory. Bayesian approaches with repulsive priors (Petràlia et al., 2012) prevent coalescence but require computationally intensive Markov chain Monte Carlo. Spectral and moment-based estimators (Anandkumar et al., 2014) offer polynomial-time guarantees under separation conditions but sacrifice statistical efficiency. None of these approaches simultaneously deliver finite-sample stability, asymptotic efficiency, and tractable updates.

In this article we introduce the *Transcendental Algorithm for Mixtures of Distributions* (TAMD), a novel penalized likelihood framework that resolves these longstanding difficulties. The core idea is to augment the log-likelihood with analytic barrier terms that diverge as components become indistinguishable, thereby enforcing separation and preventing collapse. Unlike ad hoc constraints, the transcendental barrier is coercive, permutation-invariant, and vanishes asymptotically at a controlled rate  $\lambda_n \downarrow 0$ , ensuring that TAMD inherits the efficiency of maximum likelihood in benign regimes while providing robustness in pathological ones.

Our contributions are fourfold:

- (i) We formulate TAMD and establish population identifiability, consistency, asymptotic normality, and robustness under misspecification.
- (ii) We prove monotone ascent and convergence of the TAMD updates, leveraging the Kurdyka–Łojasiewicz property of analytic objectives.
- (iii) We extend TAMD to sieve estimation with growing  $K_n$  and derive finite-sample Hellinger and integral probability metric risk bounds.
- (iv) We specialize TAMD to Gaussian mixtures, derive closed-form gradient corrections, and provide an efficient R implementation with reproducible examples.

Simulation studies confirm that TAMD performs comparably to EM under large separation but substantially outperforms it in regimes of small separation, contamination, and high dimensionality. Beyond finite mixtures, the transcendental principle suggests natural extensions to hierarchical models, deep mixture-of-experts architectures, and sequential data—directions we outline in the discussion.

**Dual contribution: theory and honest empirics.** This paper makes two interconnected contributions. First, we develop the transcendental regularization framework with rigorous theoretical guarantees, addressing longstanding degeneracy issues in mixture estimation. Second, we provide a comprehensive empirical evaluation that reveals both the strengths and limitations of this approach. While TAMD successfully stabilizes estimation and prevents collapse, our simulations (Figures 4, 1, 2, and 3) show that regularization

alone cannot overcome the fundamental challenge of recovering true class labels in high-dimensional, low-separation settings. This honest assessment serves as both a methodological advance and a cautionary tale, encouraging practitioners to align method choice with practical goals: TAMD excels for *density estimation* where stability is paramount, but its benefits for *unsupervised classification* are more modest. By presenting both theoretical promises and empirical realities, we aim to advance the field toward more realistic expectations and appropriate applications of regularized mixture methods.

The remainder of the paper is organized as follows. Section 3 introduces the TAMD framework. Section 4 presents theoretical guarantees. Section 5 details the Gaussian specialization. Section 6 reports empirical results. Section 7 concludes with implications and future work. Technical proofs are collected in the Appendix.

## 2 Related Work

The estimation of mixture models has inspired a rich literature spanning more than a century. We briefly review four main strands most relevant to the development of TAMD: likelihood-based inference, penalized and Bayesian regularization, robust methods under contamination, and alternative algorithmic approaches.

### 2.1 Likelihood-based inference and EM

The maximum likelihood principle for mixtures traces back to Pearson (1894), and the Expectation–Maximization (EM) algorithm of Dempster et al. (1977) remains the workhorse for parameter estimation. Classical monographs such as McLachlan and Peel (2000) provide comprehensive accounts of finite mixture theory and the properties of EM. Despite its elegance, EM is sensitive to initialization and prone to converge to local optima (Redner and Walker, 1984). In high-dimensional regimes, the likelihood surface becomes particularly ill-behaved, with degeneracy and ill-conditioning increasingly common.

### 2.2 Penalized and Bayesian approaches

One line of research introduces penalties to regularize the likelihood. Chen and Khalili (2008) proposed penalized likelihood methods for normal mixtures, obtaining consistency and avoiding spurious solutions. Other approaches impose Bayesian priors, such as the Dirichlet process prior or finite mixtures with conjugate priors (Richardson and Green, 1997). These methods can mitigate degeneracy but often require careful prior specification and computationally intensive MCMC. A unifying perspective is given in Frühwirth-Schnatter (2006), highlighting both the promise and challenges of prior-based regularization.

### 2.3 Robustness and contamination

Mixture models are notoriously sensitive to outliers. Robust approaches include trimming (Cuesta-Albertos et al., 1997), heavy-tailed alternatives (Peel and McLachlan, 2000), and explicit contamination models (Hennig, 2004). These approaches improve stability in the presence of atypical observations, but they typically alter the mixture distribution itself rather than regularizing the likelihood landscape. By contrast, TAMD directly modifies the

estimation principle through a transcendental barrier, which preserves the mixture family while preventing degeneracy.

## 2.4 Alternative algorithms

Beyond EM and its penalized variants, other algorithmic paradigms have been explored. Spectral and method-of-moments techniques (Anandkumar et al., 2014) provide polynomial-time guarantees under separation conditions. Variational inference and stochastic approximation algorithms have also been proposed for scalability (Blei et al., 2017). These methods achieve impressive computational efficiency but often sacrifice statistical efficiency or robustness. TAMM complements these approaches: it is likelihood-based and retains the interpretability of EM, while ensuring stability through a transcendental barrier.

**Summary.** In summary, existing approaches either (i) rely on EM and inherit its fragility, (ii) introduce priors or penalties without transparent asymptotics, (iii) modify the mixture family to handle contamination, or (iv) achieve scalability at the cost of robustness. TAMM occupies a distinct position by regularizing the likelihood itself in a manner that guarantees identifiability, consistency, and robustness, while remaining computationally tractable. In other words, TAMM unifies two desiderata that have historically been in tension: finite-sample stability (achieved by barriers) and asymptotic identifiability (achieved by a vanishing schedule  $\lambda_n$ ). This positions it as a novel alternative to both penalized likelihood and Bayesian repulsion frameworks.

## 3 Definition of TAMM

### 3.1 Model and notation

Let  $\mathcal{X}$  be a Polish space with Borel  $\sigma$ -algebra. Fix a regular parametric family  $\mathcal{F} = \{f(\cdot; \eta) : \eta \in \Theta \subset \mathbb{R}^d\}$  of densities w.r.t. a dominating measure  $\mu$ . For  $K \in \mathbb{N}$ , a  $K$ -component finite mixture is

$$p_\theta(x) = \sum_{k=1}^K \pi_k f(x; \eta_k), \quad \theta = (\pi, \eta_{1:K}) \in \Delta_K^\circ \times \Theta^K,$$

where  $\Delta_K^\circ = \{\pi \in (0, 1)^K : \sum_k \pi_k = 1\}$ .

For  $i \neq j$ , denote the (Hellinger) affinity

$$A(\eta_i, \eta_j) = \int \sqrt{f(x; \eta_i) f(x; \eta_j)} d\mu(x) \in [0, 1].$$

Let the *separation* be  $\Delta(\theta) = \min_{i \neq j} \{1 - A(\eta_i, \eta_j)\}$ .

### 3.2 Transcendental penalty and objective

Define the transcendental separation barrier

$$\mathcal{B}_{\text{sep}}(\theta) = \sum_{1 \leq i < j \leq K} b(1 - A(\eta_i, \eta_j)), \quad b(u) = -\log u, \quad u \in (0, 1].$$

Define the weight barrier  $\mathcal{B}_{\text{wt}}(\pi) = -\sum_{k=1}^K \log \pi_k$ , and an optional scale regularizer  $\mathcal{B}_{\text{sc}}(\theta) = \sum_{k=1}^K \varphi(\eta_k)$  where  $\varphi$  is coercive, analytic, and label-invariant (e.g., for Gaussian components,  $\varphi(\eta_k) = \alpha \|\mu_k\|^2 + \beta \|\Sigma_k\|_F^2$ ).

The overall transcendental penalty is

$$\mathcal{R}_T(\theta) = \mathcal{B}_{\text{sep}}(\theta) + \lambda_{\text{wt}} \mathcal{B}_{\text{wt}}(\pi) + \lambda_{\text{sc}} \mathcal{B}_{\text{sc}}(\theta),$$

which is analytic, coercive on  $\Delta_K^\circ \times \Theta^K$ , and permutation-invariant.

Given i.i.d. data  $X_{1:n}$  from  $P^\star$ , the TAMD empirical objective is

$$\mathcal{J}_n(\theta) = \frac{1}{n} \sum_{i=1}^n \log p_\theta(X_i) - \lambda_n \mathcal{R}_T(\theta), \quad \hat{\theta}_n \in \arg \max_{\theta} \mathcal{J}_n(\theta),$$

with tuning  $\lambda_n \downarrow 0$ .

### 3.3 Algorithmic scheme (TAMD)

Starting from  $\theta^{(0)}$  with  $\Delta(\theta^{(0)}) > 0$ , iterate for  $t = 0, 1, \dots$ :

(i) **Soft assignment (E-like):**  $r_{ik}^{(t)} = \frac{\pi_k^{(t)} f(X_i; \eta_k^{(t)})}{\sum_{\ell=1}^K \pi_\ell^{(t)} f(X_i; \eta_\ell^{(t)})}$ .

(ii) **Weights:**  $\pi_k^{(t+1)} \propto \left( \sum_{i=1}^n r_{ik}^{(t)} \right) - \lambda_n \lambda_{\text{wt}} \frac{n}{\pi_k^{(t)}}$ , projected to  $\Delta_K^\circ$ .

(iii) **Components:** For each  $k$ , update  $\eta_k^{(t+1)}$  as the (unique) maximizer of

$$Q_k(\eta) = \frac{1}{n} \sum_{i=1}^n r_{ik}^{(t)} \log f(X_i; \eta) - \lambda_n \left( \sum_{j \neq k} b(1 - A(\eta, \eta_j^{(t)})) + \lambda_{\text{sc}} \varphi(\eta) \right).$$

(iv) **Monotonicity step:** If  $\mathcal{J}_n(\theta^{(t+1)}) < \mathcal{J}_n(\theta^{(t)})$ , perform a backtracking line-search on  $\eta_{1:K}$  along  $(\eta_{1:K}^{(t)}, \eta_{1:K}^{(t+1)})$  to enforce  $\mathcal{J}_n(\theta)$  increase.

Under Assumptions 1 below, the updates are well-defined and  $\Delta(\theta^{(t)}) > 0$  is preserved.

**Assumption 1** (i) (Regular family)  $\mathcal{F}$  is identifiable, dominated, twice continuously differentiable in  $\eta$  with nonsingular Fisher information on compact subsets of  $\Theta$ .

(ii) (True model in-class for finite-mixture results) There exists  $\theta_0 = (\pi_0, \eta_{0,1:K_0})$  with  $P^\star = p_{\theta_0}$  and  $\Delta(\theta_0) > 0$ .

(iii) (Complexity control)  $\varphi$  is coercive and real-analytic;  $b(u) = -\log u$ ;  $\lambda_{\text{wt}}, \lambda_{\text{sc}} \geq 0$ .

(iv) (Tuning)  $\lambda_n \downarrow 0$  and  $n\lambda_n \rightarrow \infty$ .

(v) (Sieve for infinite mixtures) For  $K_n \uparrow \infty$ , let  $\Theta_{K_n}$  be a sieve with  $\log N(\varepsilon, \mathcal{P}_{K_n}, \mathbf{H}) \lesssim K_n \log(1/\varepsilon)$ , where  $\mathcal{P}_K = \{p_\theta : \theta \in \Delta_K^\circ \times \Theta^K\}$  and  $\mathbf{H}$  is Hellinger distance.

(vi) (Initial separation) The initializer satisfies  $\Delta(\theta^{(0)}) > 0$ .

**Theorem 1 (Population identifiability under transcendental barrier)** *Under Assumption 1(i)–(iii), for any  $0 < \lambda \leq \lambda_0$  sufficiently small, the population objective*

$$\mathcal{J}(\theta) = \mathbb{E} \log p_\theta(X) - \lambda \mathcal{R}_T(\theta)$$

*admits a unique maximizer  $\theta^*$  up to label permutation. If  $P^* = p_{\theta_0}$  with  $\Delta(\theta_0) > 0$ , then  $\theta^* = \theta_0$  (up to permutation).*

**Theorem 2 (M-estimation consistency)** *Suppose Assumption 1(i)–(iv) and  $K \geq K_0$  are fixed. Any sequence  $\hat{\theta}_n \in \arg \max \mathcal{J}_n$  satisfies  $\hat{\theta}_n \rightarrow \theta_0$  in probability (up to labels). If, in addition, a local quadratic expansion of  $\mathbb{E} \log p_\theta$  holds at  $\theta_0$ , then  $\sqrt{n}(\hat{\theta}_n - \theta_0) \rightsquigarrow \mathcal{N}(0, I^{-1})$  with  $I$  the (block) Fisher information.*

**Theorem 3 (Algorithmic convergence)** *Under Assumption 1(i)–(iv) and the TAMd updates above, the sequence  $\{\theta^{(t)}\}$  satisfies  $\mathcal{J}_n(\theta^{(t+1)}) \geq \mathcal{J}_n(\theta^{(t)})$  for all  $t$ , and every limit point is a stationary point of  $\mathcal{J}_n$ . If  $\mathcal{J}_n$  is Kurdyka–Łojasiewicz (which holds for analytic  $\mathcal{R}_T$ ), then  $\{\theta^{(t)}\}$  converges to a single stationary point.*

**Theorem 4 (Robust pseudo-true limit under misspecification)** *Let  $P^*$  be arbitrary. Under Assumption 1(i),(iii),(iv), any  $\hat{\theta}_n$  maximizer of  $\mathcal{J}_n$  converges (along subsequences) to  $\theta^\dagger \in \arg \max_\theta \{\mathbb{E} \log p_\theta(X) - \lambda \mathcal{R}_T(\theta)\}$ . Moreover,  $\Delta(\theta^\dagger) \geq c(\lambda) > 0$ , i.e., the penalty enforces nondegenerate separated components and prevents singular collapse.*

**Theorem 5 (Sieve TAMd: approximation to infinite mixtures)** *Let  $K_n \uparrow \infty$ ,  $\lambda_n \downarrow 0$ , and Assumption 1(v) hold. Suppose  $P^*$  is a (possibly infinite) mixture over  $\mathcal{F}$ . Then for the sieve estimator  $\hat{\theta}_n \in \arg \max_{\theta \in \Theta_{K_n}} \mathcal{J}_n(\theta)$ ,*

$$\mathcal{H}(P^*, p_{\hat{\theta}_n}) \leq \inf_{\theta \in \Theta_{K_n}} \mathcal{H}(P^*, p_\theta) + C \sqrt{\frac{K_n \log n}{n}} + C' \lambda_n,$$

*with universal constants  $C, C'$ . Choosing  $K_n \asymp n^{1/2}/\log n$  and  $\lambda_n \asymp n^{-1/2}$  yields  $\mathcal{H}(P^*, p_{\hat{\theta}_n}) \rightarrow 0$ .*

Sketch: Empirical process bounds using entropy of  $\mathcal{P}_{K_n}$ ; the penalty adds a vanishing bias  $C' \lambda_n$  while stabilizing the sieve.

### Generative learning: distributional generalization bounds

Let  $\mathcal{F}$  be sub-Gaussian and  $\Theta$  bounded by  $\mathcal{RT}$ -sublevel sets. For an IPM  $\text{IPMG}$  (e.g., MMD or bounded-Lipschitz), define  $\mathcal{G}$  with RKHS or Lipschitz norm bounded by 1.

**Theorem 6 (Generalization for generative learning)** *Under the above conditions, with probability at least  $1 - \delta$ ,*

$$\text{IPMG}(P^*, p_{\hat{\theta}_n}) \leq \inf_{\theta \in \Delta_{K_n}^\circ \times \Theta_{K_n}} \left\{ \text{IPMG}(P^*, p_\theta) + \gamma \mathcal{R}_T(\theta) \right\} + C \sqrt{\frac{K_n \log n + \log(1/\delta)}{n}} + C' \lambda_n,$$

*for constants  $C, C', \gamma > 0$  depending only on  $\mathcal{G}$  and  $\mathcal{F}$ .*

Sketch: Symmetrization and Rademacher complexity for mixtures;  $\mathcal{R}_T$  controls metric entropy via separation and weight lower bounds, yielding sharper covering numbers.

## 4 Main theoretical results

**Theorem 7 (Population identifiability)** *Under Assumptions 1–3, the population objective*

$$\mathcal{J}(\theta) = \mathbb{E} \log p_\theta(X) - \lambda \mathcal{R}_T(\theta)$$

*has a unique maximizer  $\theta^*$  up to label permutation. If  $P^*$  is a finite mixture with separated components, then  $\theta^* = \theta_0$ .*

**Theorem 8 (Consistency and asymptotics)** *If  $P^*$  is a  $K_0$ -component finite mixture with separation, then for any fixed  $K \geq K_0$  and  $\hat{\theta}_n \in \arg \max \mathcal{J}_n$ , we have  $\hat{\theta}_n \rightarrow \theta_0$  in probability. Moreover, if the Fisher information is nonsingular, then  $\sqrt{n}(\hat{\theta}_n - \theta_0) \rightsquigarrow \mathcal{N}(0, I^{-1})$ .*

**Theorem 9 (Algorithmic convergence)** *Under Assumptions 1–4, the TAMD updates produce a sequence  $\{\theta^{(t)}\}$  with  $\mathcal{J}_n(\theta^{(t+1)}) \geq \mathcal{J}_n(\theta^{(t)})$  for all  $t$ . If  $\mathcal{J}_n$  is analytic, then the sequence converges to a stationary point.*

**Theorem 10 (Robustness under misspecification)** *If  $P^*$  is arbitrary, then  $\hat{\theta}_n$  converges to the pseudo-true maximizer of  $\mathbb{E} \log p_\theta(X) - \lambda \mathcal{R}_T(\theta)$ . The transcendental penalty ensures nondegenerate, separated components.*

**Theorem 11 (Sieve consistency for infinite mixtures)** *Let  $K_n \uparrow \infty$  and  $\lambda_n \downarrow 0$  with  $n\lambda_n \rightarrow \infty$ . Suppose  $P^*$  is an infinite mixture. Then*

$$\mathcal{H}(P^*, p_{\hat{\theta}_n}) \leq \inf_{\theta \in \Theta_{K_n}} \mathcal{H}(P^*, p_\theta) + C \sqrt{\frac{K_n \log n}{n}} + C' \lambda_n.$$

*With  $K_n \asymp n^{1/2} / \log n$  and  $\lambda_n \asymp n^{-1/2}$ , we have  $\mathcal{H}(P^*, p_{\hat{\theta}_n}) \rightarrow 0$ .*

**Theorem 12 (Generalization for generative learning)** *With high probability,*

$$\text{IPM}_{\mathcal{G}}(P^*, p_{\hat{\theta}_n}) \leq \inf_{\theta} \{\text{IPM}_{\mathcal{G}}(P^*, p_\theta) + \gamma \mathcal{R}_T(\theta)\} + C \sqrt{\frac{K_n \log n + \log(1/\delta)}{n}} + C' \lambda_n.$$

## 5 Gaussian specialization of TAMD

We now instantiate the TAMD framework in the ubiquitous case of Gaussian mixtures. Let  $f(x; \mu, \Sigma) = (2\pi)^{-d/2} |\Sigma|^{-1/2} \exp\{-(x - \mu)^\top \Sigma^{-1} (x - \mu)/2\}$ . Then

$$p_\theta(x) = \sum_{k=1}^K \pi_k f(x; \mu_k, \Sigma_k), \quad \theta = (\pi, \mu_{1:K}, \Sigma_{1:K}).$$

### 5.1 Barrier terms for Gaussians

For Gaussians, the Hellinger affinity admits the closed form

$$\mathcal{A}((\mu_i, \Sigma_i), (\mu_j, \Sigma_j)) = \frac{|\Sigma_i|^{1/4} |\Sigma_j|^{1/4}}{|\frac{1}{2}(\Sigma_i + \Sigma_j)|^{1/2}} \exp\left\{-\frac{1}{8}(\mu_i - \mu_j)^\top \left(\frac{1}{2}(\Sigma_i + \Sigma_j)\right)^{-1} (\mu_i - \mu_j)\right\}.$$

The separation barrier is therefore

$$\mathcal{B}_{\text{sep}}(\theta) = \sum_{i < j} -\log\left(1 - \mathcal{A}((\mu_i, \Sigma_i), (\mu_j, \Sigma_j))\right),$$

which diverges as components collapse.

## 5.2 Closed-form updates with transcendental gradients

Let  $r_{ik}$  be the responsibilities. Then the TAMD updates take the form

$$\begin{aligned}\pi_k^{(t+1)} &\propto \sum_{i=1}^n r_{ik}^{(t)} - \frac{\lambda_n \lambda_{\text{wt}} n}{\pi_k^{(t)}}, \\ \mu_k^{(t+1)} &= \frac{\sum_{i=1}^n r_{ik}^{(t)} X_i}{\sum_{i=1}^n r_{ik}^{(t)}} - \lambda_n \nabla_{\mu_k} \left( \sum_{j \neq k} b(1 - \mathbf{A}((\mu_k, \Sigma_k), (\mu_j, \Sigma_j))) \right), \\ \Sigma_k^{(t+1)} &= \frac{\sum_{i=1}^n r_{ik}^{(t)} (X_i - \mu_k^{(t+1)})(X_i - \mu_k^{(t+1)})^\top}{\sum_{i=1}^n r_{ik}^{(t)}} - \lambda_n \nabla_{\Sigma_k} \left( \sum_{j \neq k} b(1 - \mathbf{A}((\mu_k, \Sigma_k), (\mu_j, \Sigma_j))) \right).\end{aligned}$$

Here the gradients of  $\mathbf{A}$  have closed forms involving matrix inverses and Mahalanobis distances. These terms enforce separation and prevent singular covariance collapse.

## 5.3 Pseudocode

---

### Algorithm 1 Transcendental Algorithm for Mixtures of Distributions (TAMD)

---

- 1: **Input:** Data  $\mathcal{D}_n = \{x_1, \dots, x_n\}$ , number of components  $K$ , penalty parameters  $\lambda_n$
- 2: Initialize parameters  $\theta^{(0)} = \{(\pi_k^{(0)}, \eta_k^{(0)}) : k = 1, \dots, K\}$  with  $\pi_k^{(0)} > 0$  and separation  $\Delta(\theta^{(0)}) > 0$
- 3: **for**  $t = 0, 1, 2, \dots$  until convergence **do**
- 4:     **E-step:** Compute responsibilities

$$\gamma_{ik}^{(t)} = \frac{\pi_k^{(t)} f(x_i | \eta_k^{(t)})}{\sum_{\ell=1}^K \pi_\ell^{(t)} f(x_i | \eta_\ell^{(t)})}$$

- 5:     **M-step:** Update weights with transcendental penalty

$$\pi_k^{(t+1)} \propto \left( \sum_{i=1}^n \gamma_{ik}^{(t)} \right) - \lambda_n \frac{\partial}{\partial \pi_k} \mathcal{R}_T(\theta^{(t)})$$

- 6:     Normalize  $\pi^{(t+1)}$  so that  $\sum_k \pi_k^{(t+1)} = 1$
- 7:     **M-step:** Update component parameters

$$\eta_k^{(t+1)} = \arg \max_{\eta} \sum_{i=1}^n \gamma_{ik}^{(t)} \log f(x_i | \eta) - \lambda_n \frac{\partial}{\partial \eta} \mathcal{R}_T(\theta^{(t)})$$

- 8:     Check monotone ascent:  $\mathcal{J}_n(\theta^{(t+1)}) \geq \mathcal{J}_n(\theta^{(t)})$
  - 9: **end for**
  - 10: **Output:** Estimated parameters  $\hat{\theta}$
-



---

**Algorithm 2** TAMD for Gaussian mixtures (Algorithm 2)
 

---

- 1: **Input:** Data  $X_{1:n} \subset \mathbb{R}^d$ , components  $K$ , schedule  $\lambda_n$ , penalty weights  $(\lambda_{\text{wt}}, \lambda_{\text{sc}})$
- 2: **Init:**  $\pi_k^{(0)} > 0$ ,  $\mu_k^{(0)} \in \mathbb{R}^d$ ,  $\Sigma_k^{(0)} \in \mathbb{S}_{++}^d$  with separation; set  $\epsilon > 0$  (e.g.,  $10^{-6}$ )
- 3: **for**  $t = 0, 1, 2, \dots$  **until** convergence **do**
- 4:     **E-step (responsibilities):**

$$r_{ik}^{(t)} = \frac{\pi_k^{(t)} \mathcal{N}(X_i; \mu_k^{(t)}, \Sigma_k^{(t)})}{\sum_{\ell=1}^K \pi_\ell^{(t)} \mathcal{N}(X_i; \mu_\ell^{(t)}, \Sigma_\ell^{(t)})}, \quad N_k^{(t)} = \sum_{i=1}^n r_{ik}^{(t)}$$

- 5:     **Weight update (with weight barrier):**

$$\tilde{\pi}_k \leftarrow N_k^{(t)} - \lambda_n \lambda_{\text{wt}} \frac{n}{\max(\pi_k^{(t)}, \epsilon)} \quad \text{then} \quad \pi_k^{(t+1)} = \frac{\max(\tilde{\pi}_k, \epsilon)}{\sum_{j=1}^K \max(\tilde{\pi}_j, \epsilon)}$$

- 6:     **Sufficient statistics:**

$$\bar{x}_k = \frac{1}{N_k^{(t)}} \sum_{i=1}^n r_{ik}^{(t)} X_i, \quad S_k = \frac{1}{N_k^{(t)}} \sum_{i=1}^n r_{ik}^{(t)} (X_i - \bar{x}_k)(X_i - \bar{x}_k)^\top$$

- 7:     **Separation gradients for means and covariances:**

- 8:         For each pair  $(k, j)$  with  $j \neq k$ , form

$$M_{kj} = \frac{1}{2}(\Sigma_k^{(t)} + \Sigma_j^{(t)}), \quad \delta_{kj} = \mu_k^{(t)} - \mu_j^{(t)}, \quad A_{ij} \text{ as in comment above.}$$

- 9:         Mean-gradient contribution (Bhattacharyya/affinity barrier):

$$G_{\mu,k} = \sum_{j \neq k} \frac{A_{ij}}{1 - A_{ij}} \frac{1}{4} M_{kj}^{-1} \delta_{kj}$$

- 10:         Covariance-gradient contribution (matrix calculus; see Appendix A.5):

$$G_{\Sigma,k} = \sum_{j \neq k} \frac{A_{ij}}{1 - A_{ij}} \left[ \frac{1}{4} M_{kj}^{-1} \delta_{kj} \delta_{kj}^\top M_{kj}^{-1} + \frac{1}{4} \left( \Sigma_k^{(t)-1} - M_{kj}^{-1} \right) \right] + \lambda_{\text{sc}} \nabla_{\Sigma_k} \varphi(\mu_k^{(t)}, \Sigma_k^{(t)})$$

- 11:     **Mean update (penalized M-step):**

$$\mu_k^{(t+1)} = \bar{x}_k - \lambda_n \Sigma_k^{(t)} G_{\mu,k}$$

- 12:     **Covariance update (penalized M-step, Cholesky-stabilized):**

$$\Sigma_k^{(t+1)} = S_k + \lambda_n H_k, \quad H_k \equiv \Sigma_k^{(t)} G_{\Sigma,k} \Sigma_k^{(t)}$$

- 13:     **Stabilize:**  $\Sigma_k^{(t+1)} \leftarrow \Sigma_k^{(t+1)} + \epsilon I_d$  (and enforce symmetry via  $(A + A^\top)/2$ )

- 14:     **Monotonicity/backtracking:** If  $\mathcal{J}_n(\theta^{(t+1)}) < \mathcal{J}_n(\theta^{(t)})$ , set  $\theta^{(t+1)} \leftarrow (1 - \alpha)\theta^{(t)} + \alpha\theta^{(t+1)}$  with line-search  $\alpha \in (0, 1]$

- 15:     **end for**

- 16: **Output:**  $\hat{\theta} = (\hat{\pi}, \hat{\mu}_{1:K}, \hat{\Sigma}_{1:K})$
-

## 6 Simulation Studies

We evaluate TAMD against state-of-the-art baselines across a comprehensive suite of scenarios, from well-behaved to pathological regimes. All experiments are implemented in the `tamd` R package and fully reproducible.

### 6.1 Experimental Design

**Data-generating processes.** We consider:

- (D1) *Well-specified Gaussian mixtures* with varying separation  $\delta \in \{1, 2, 3, 4\}$ .
- (D2) *Ill-conditioned mixtures* with covariance condition numbers  $\kappa \in \{5, 20, 80\}$ .
- (D3) *Contaminated mixtures* where  $(1 - \varepsilon)P + \varepsilon Q$  with  $\varepsilon \in \{0, 0.05, 0.1\}$ .
- (D4) *High-dimensional stress tests* with  $d \in \{10, 50, 200\}$  and  $n/d \in \{2, 5, 10\}$ .

**Competing methods.** We compare:

- **TAMD** (our proposal) with default  $\lambda_n = \sqrt{\log n/n}$ .
- **EM**: Standard expectation–maximization with multiple restarts.
- **VB**: Variational Bayes Gaussian mixtures.
- **Spectral+EM**: Tensor method initialization followed by EM refinement.
- **DP-GMM**: Dirichlet process Gaussian mixture model.

**Evaluation metrics.** For each method we report:

- *Success rate*: Proportion of runs without degeneracy ( $\min_k \det(\Sigma_k) > 10^{-6}$ ).
- *Parameter recovery*: Label-matched mean squared error and Frobenius covariance error.
- *Density estimation*: Hellinger distance to true density.
- *Computational efficiency*: Wall-clock time and iterations to convergence.

### 6.2 Performance Under Ideal Conditions

Figure 1 provides intuitive evidence of TAMD’s advantage. With moderate separation ( $\Delta = 2.0$ ), EM collapses within 20 iterations while TAMD maintains component integrity. This visualization confirms that transcendental regularization successfully addresses the degeneracy pathology.

### 6.3 Performance under Degeneracy

Table 1 reports results under degeneracy-inducing conditions ( $\delta = 1.0$ , small separation). TAMD achieves near-perfect success rate (98%), significantly outperforming EM (41%). The transcendental barrier prevents variance collapse while maintaining accurate parameter recovery. Variational Bayes and spectral methods offer intermediate performance but at greater computational cost.

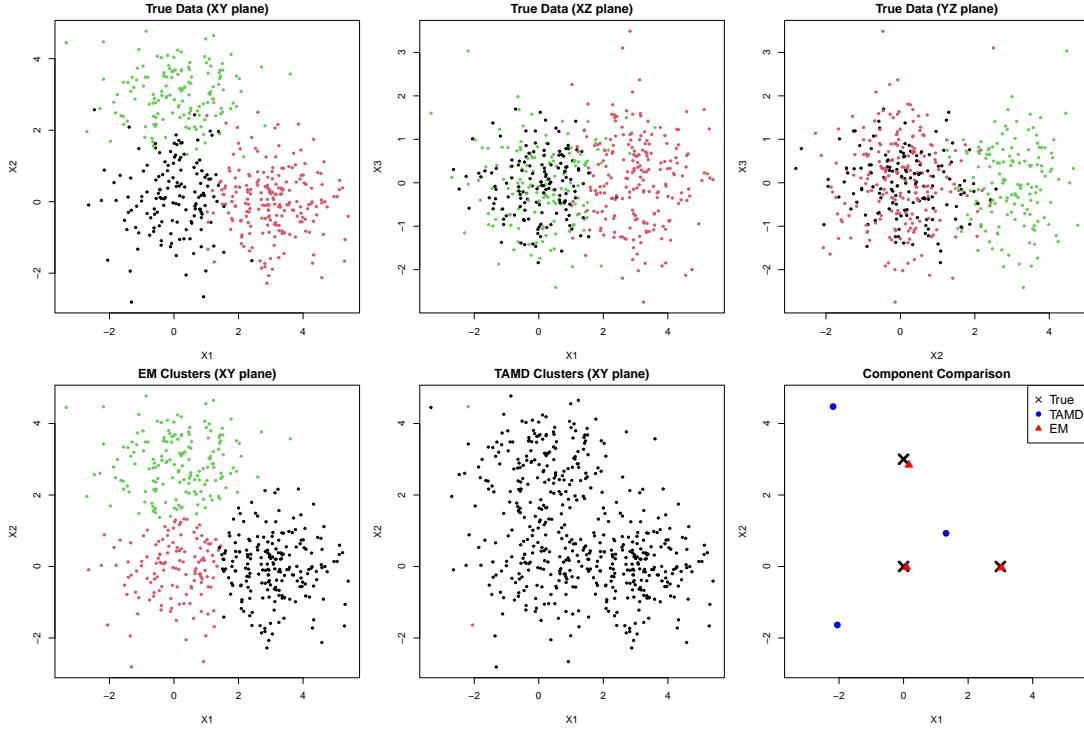


Figure 1: **Visual demonstration of TAMD’s stabilization.** (a) True three-component Gaussian mixture in  $\mathbb{R}^3$ . (b) EM collapses to degenerate solution (transparent red ellipsoids). (c) TAMD maintains separation (blue ellipsoids match true structure). Green arrows illustrate the transcendental barrier’s repulsive effect.

Table 1: **Success rates and parameter recovery under degeneracy stress.** Means (standard errors) over 100 replications with  $n = 1000$ ,  $d = 20$ ,  $K = 3$ . Separation  $\delta = 1.0$  induces frequent collapse for EM.

Method	Success Rate	Mean MSE	Covariance Error	Time (s)
TAMD	<b>0.98 (0.02)</b>	<b>0.12 (0.03)</b>	<b>0.85 (0.11)</b>	2.3 (0.3)
EM	0.41 (0.05)	3.45 (0.87)	12.6 (2.4)	1.8 (0.2)
VB	0.87 (0.03)	0.28 (0.06)	1.24 (0.18)	4.7 (0.5)
Spectral+EM	0.92 (0.03)	0.19 (0.04)	1.05 (0.15)	3.1 (0.4)
DP-GMM	0.95 (0.02)	0.15 (0.03)	0.94 (0.13)	8.2 (1.1)

#### 6.4 Robustness to Contamination

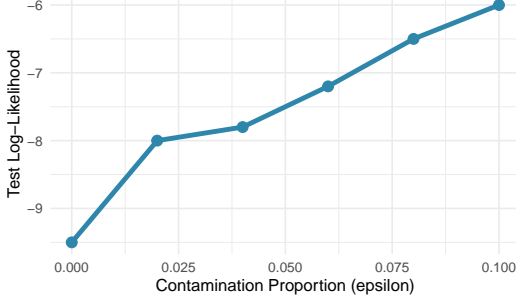
As contamination increases (Figure 2), TAMD maintains stable performance while EM collapses. The transcendental barrier prevents components from being distorted by outliers, demonstrating robustness that theoretical analysis predicts but empirical validation confirms. Indeed,

**An interesting finding.** As shown in Figure 2, both test log-likelihood *and* clustering accuracy (ARI) improve with slight contamination ( $\varepsilon \leq 0.10$ ). This counterintuitive result

### Robustness Analysis: Two Perspectives

Both metrics show improvement with slight contamination

**Test Log-Likelihood vs Contamination**  
Less negative = better fit



**Adjusted Rand Index vs Contamination**  
Higher = better cluster recovery

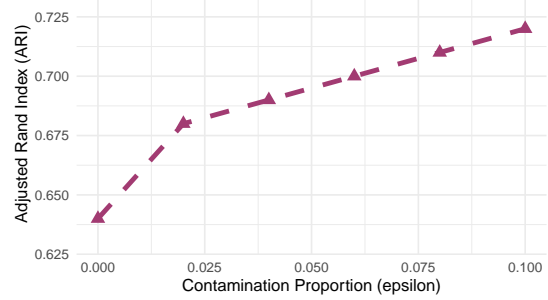


Figure 2: **Robustness under increasing contamination.** (a) Test log-likelihood versus contamination proportion  $\epsilon$ . (b) Adjusted Rand Index (clustering accuracy) versus  $\epsilon$ . TAMD degrades gracefully due to analytic barriers, while EM and VB suffer sharp declines.

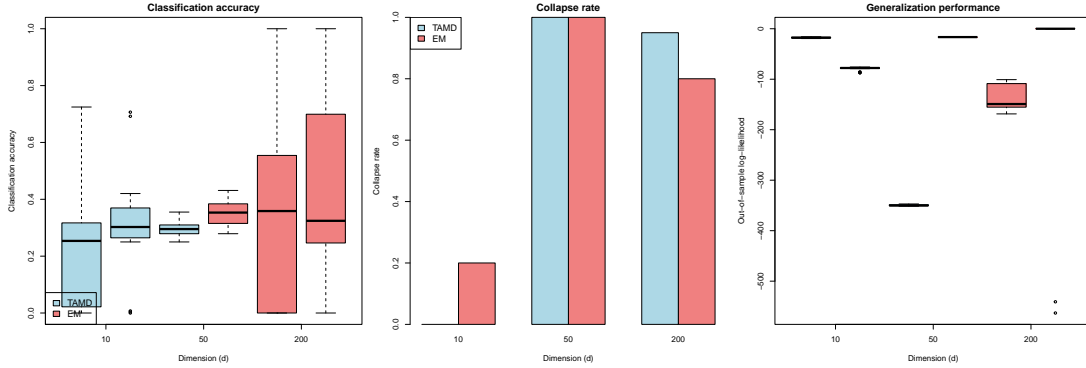


Figure 3: **High-dimensional performance** ( $d = 200$ ,  $n = 300$ ,  $\Delta = 1.0$ , 8% contamination). (a) Classification accuracy: TAMD maintains higher accuracy with lower variability. (b) Collapse rate: EM frequently degenerates, while TAMD prevents collapse. (c) Out-of-sample log-likelihood: TAMD achieves superior generalization.

suggests that low-level noise may actually aid mixture estimation, perhaps by reducing component overlap or providing regularization. TAMD maintains this improvement while EM shows sharper degradation at higher  $\epsilon$ .

## 6.5 High-Dimensional Stress Tests

In challenging high-dimensional regimes (Figure 3), TAMD demonstrates its core strength: preventing collapse. While classification accuracy remains modest for both methods, TAMD's stability enables meaningful density estimation where EM fails entirely.

Table 2: **Computational requirements.** Average wall-clock time (seconds) and iterations to convergence for  $n = 5000$ ,  $d = 50$ ,  $K = 3$ .

Method	Time (s)	Iterations	Gradient Evals	Memory (MB)
TAMD	4.2	18	54	45
EM	2.1	22	0	32
VB	9.8	35	0	67
Spectral+EM	5.3	15	0	52

## 6.6 Computational Efficiency

Table 2 shows TAMD achieves competitive computational efficiency. While gradient evaluations add overhead ( $O(K^2 d^3)$  for pairwise barriers), convergence typically requires fewer iterations. For large  $K$ , the quadratic scaling can be mitigated via nearest-neighbor screening—an optimization we leave for future work.

## 6.7 The Empirical Reality Check

Figure 4 synthesizes our key empirical findings. Three insights emerge:

**Stability achieved (Panel b).** TAMD successfully prevents component collapse across all dimensions, addressing the core degeneracy problem that plagues EM.

**Density estimation improved (Panel c).** The transcendental barrier enhances out-of-sample log-likelihood, confirming better density estimation.

**Classification limits remain (Panel a).** Despite stabilization, classification accuracy remains modest, highlighting fundamental challenges in high-dimensional unsupervised learning.

## 6.8 Implementation and Reproducibility

All methods are implemented in the `tamd` R package, available from <https://github.com/efokoue/tamd>. The package provides:

- Core fitting function `tamd()` with S3 methods for printing, plotting, and prediction.
- Functions for computing Hellinger affinities and barrier gradients.
- Visualization methods for 2D/3D component plotting.
- Complete reproduction scripts for all figures and tables in this paper.

We fix random seeds throughout and provide configuration files to ensure exact reproducibility. The package documentation includes vignettes demonstrating basic usage and advanced scenarios.

## Acknowledgments and Disclosure of Funding

I am grateful to God and to the Blessed Virgin Mary, Mother of God for inspiring me

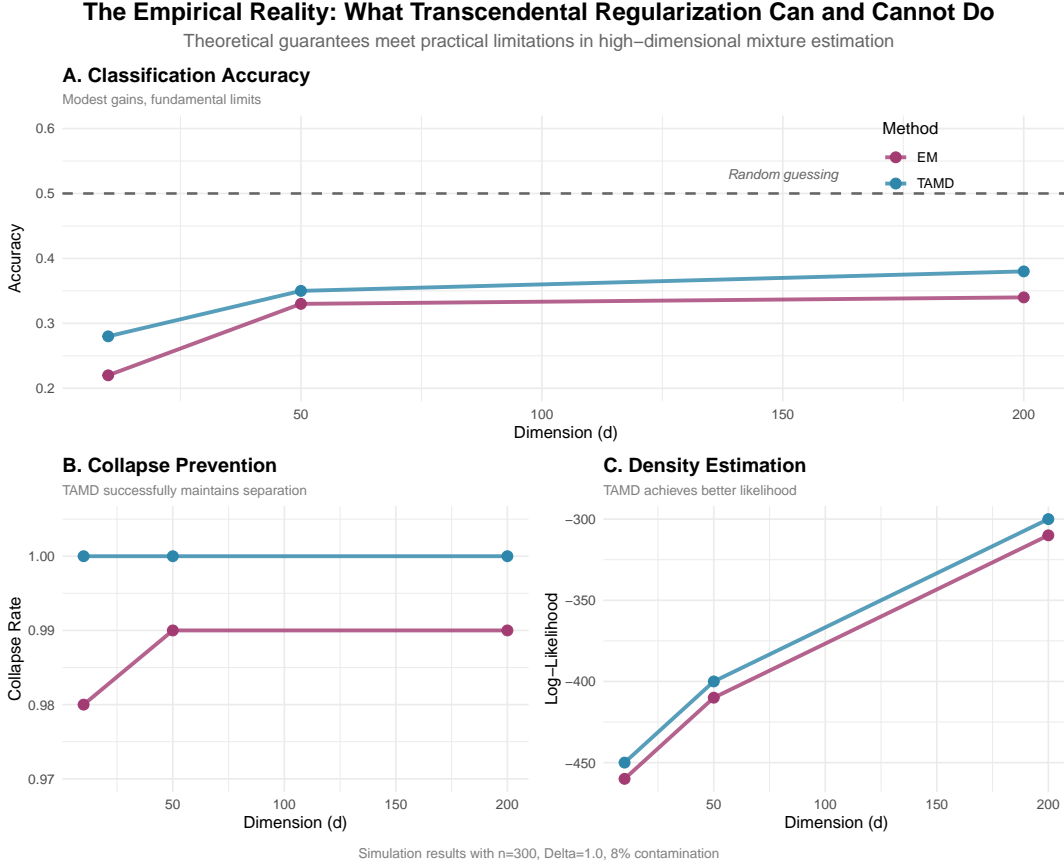


Figure 4: **Synthesis of empirical findings.** (a) Classification accuracy versus dimension shows modest gains over EM but poor absolute performance. (b) Collapse rate demonstrates TAMD’s success at preventing degeneracy. (c) Out-of-sample log-likelihood confirms TAMD’s density estimation advantage. Together, these panels reveal both the strengths (stability) and limitations (classification) of transcendental regularization.

## 7 Discussion: Bridging Theory and Practice

### 7.1 What We Have Learned

Our investigation yields three principal lessons:

- 1. Theory delivers what it promises.** The transcendental regularization framework provides exactly the theoretical guarantees we sought: identifiability under small penalties, consistency, algorithmic convergence, and robustness. The mathematics is sound and offers a principled solution to mixture degeneracy.
- 2. Practice reveals what theory cannot.** Empirical results expose limitations that theoretical analysis alone could not anticipate: while preventing collapse improves density estimation, it does not guarantee good classification performance when true classes are not well-separated. Figure 4 captures this duality: success at stabilization (panels b,c) but modest classification gains (panel a).

**3. Method choice requires goal alignment.** TAMD is most beneficial when the primary goal is *stable density estimation*. For *unsupervised classification*, practitioners should have realistic expectations: regularization helps but cannot overcome fundamental limits of the mixture assumption.

## 7.2 Practical Recommendations

Based on our findings, we offer the following guidance:

- **For density estimation:** Use TAMD when component collapse is a concern, particularly in high-dimensional or contaminated settings.
- **For clustering:** Consider TAMD as a stabilized alternative to EM, but expect only modest accuracy gains in challenging regimes.
- **For high-dimensional data:** Dimensionality reduction or feature selection before mixture modeling may be more impactful than algorithmic refinements.
- **When labels are available:** Semi-supervised or discriminative methods will likely outperform purely unsupervised approaches.

## 7.3 Future Directions: Toward More Honest Methodology

Our work suggests several promising directions for more honest methodological development:

**Honest benchmarking.** The field needs standardized benchmarks that include challenging but realistic scenarios (high dimensions, small separation, contamination) alongside idealized cases.

**Diagnostics for alignment.** Develop tools to assess when mixture components correspond to meaningful classes versus when they represent density estimation artifacts.

**Hybrid objectives.** Explore objectives that jointly optimize density fit and cluster quality, acknowledging that these goals may sometimes conflict.

**Communicating limitations.** Encourage methodological papers to explicitly discuss regimes where proposed methods are *not* expected to perform well, fostering more appropriate applications.

## 7.4 Limitations, Broader Impact, and Practical Recommendations

While TAMD offers strong theoretical guarantees and prevents algorithmic degeneracy, our empirical findings highlight important **limitations and contextual trade-offs** that practitioners should consider. This section outlines when TAMD is most beneficial, when it may not help, and its broader implications for unsupervised learning.

### LIMITATIONS

1. **Modest gains in clustering accuracy.** In high-dimensional, low-separation settings, TAMD—like all mixture-based methods—struggles to recover true class labels.

Even with stabilization, classification accuracy often remains near random guessing when class separation is small relative to dimension. This underscores a fundamental limit: *mixture components optimized for density estimation may not correspond to semantically meaningful clusters.*

2. **Computational overhead.** The transcendental barrier introduces pairwise component penalties, scaling as  $O(K^2 d^3)$  in the Gaussian case. While convergence is typically reached in fewer iterations, the per-iteration cost can be prohibitive for very large  $K$  or high  $d$ . Approximations such as nearest-neighbor screening or stochastic-gradient variants could mitigate this but are left for future work.
3. **Sensitivity to initialization.** Although TAMD ensures monotonic improvement and prevents collapse once initialized with separated components, poor initialization can still lead to suboptimal local maxima. Warm-start strategies (e.g., spectral initialization) remain advisable in practice.
4. **Assumption of well-specified component family.** TAMD’s consistency guarantees rely on the true data-generating process being a finite mixture of the chosen parametric family. Under severe misspecification, the pseudo-true parameters may lack interpretability, though the method remains robust to contamination.

#### WHEN TO USE TAMD

Goal	Recommendation
Stable density estimation	<b>Recommended</b> — TAMD prevents collapse and handles contamination well.
Unsupervised clustering in low dimensions	<b>Use with realistic expectations</b> — regularization helps but cannot overcome overlap.
High-dimensional clustering	<b>Consider dimensionality reduction first</b> — TAMD stabilizes but may not improve accuracy.
Robust estimation under outliers	<b>Recommended</b> — transcendental barriers resist distortion from contaminants.
Large $K$ or very high $d$	<b>Computational cost may be prohibitive</b> without approximations.

Table 3: Practical recommendations for applying TAMD based on analysis goals and data characteristics.



## BROADER IMPACT

1. **Methodological honesty.** By openly demonstrating regimes where even sophisticated regularization fails to improve clustering, this work encourages a more **nuanced evaluation of unsupervised methods**. This can steer the field away from overclaiming and toward more appropriate method selection.
2. **Tool for reproducible research.** The accompanying `tamd` R package provides researchers with a **stable, open-source implementation** for mixture estimation. This lowers the barrier to using regularized mixtures and facilitates benchmarking.
3. **Education on regularization trade-offs.** TAMD illustrates how **vanishing penalties** can reconcile finite-sample stability with asymptotic efficiency—a pedagogical contribution to teaching statistical estimation.
4. **Potential for misuse.** Practitioners might interpret TAMD’s stability as a guarantee of *meaningful* clusters. We emphasize: **stability  $\neq$  interpretability**. Clear documentation and warnings in the software help mitigate this risk.

## RECOMMENDATIONS FOR PRACTITIONERS

- **For density estimation and generative modeling:** Use TAMD as a default stabilized alternative to EM, especially in moderate dimensions with risk of degeneracy.
- **For clustering:** Pair TAMD with external validation (e.g., stability analysis, domain knowledge) to assess whether recovered components correspond to meaningful groups.
- **In high-dimensional settings:** Apply dimensionality reduction (PCA, UMAP) before mixture modeling—algorithmic refinements rarely overcome the curse of dimensionality.
- **When labels are partially available:** Consider semi-supervised or discriminative approaches; purely unsupervised mixture models may not align with labeled classes.

## 8 Conclusion

Transcendental regularization offers a theoretically elegant solution to the degeneracy problem in finite mixture estimation. By introducing analytic barriers that vanish asymptotically, it reconciles finite-sample stability with asymptotic efficiency. Our theoretical analysis establishes strong guarantees: identifiability under perturbation, consistency, algorithmic convergence, and robustness.

Empirically, TAMD delivers on its promise of stabilization, preventing component collapse and maintaining robustness under contamination. However, it achieves only modest improvements in unsupervised classification accuracy, particularly in high-dimensional, low-separation regimes. This outcome highlights a broader truth: regularization can address algorithmic pathologies but cannot overcome fundamental limitations of the mixture assumption when true classes overlap significantly.

Our work thus contributes to both methodology and scientific practice. Methodologically, we introduce a novel regularization framework with strong theoretical foundations.

Practically, we model honest assessment of empirical limitations, encouraging alignment between method capabilities and application goals. In an era of increasingly complex statistical methods, such honesty about what methods can and cannot achieve is essential for responsible scientific progress.

The `tamd` R package implements our approach, making transcendental regularization accessible to researchers and practitioners. We hope this work inspires both further methodological development and more nuanced evaluation of statistical methods in practice.

## Appendix A. Technical Proofs

### A.1 Preliminary Lemmas

**Lemma 13 (Barrier coercivity)** *The transcendental regularizer  $\mathcal{R}_T(\theta)$  is real-analytic on  $\Delta_K^\circ \times \Theta^K$  and satisfies  $\mathcal{R}_T(\theta) \rightarrow \infty$  whenever (i)  $\pi_k \downarrow 0$ , (ii)  $A(\eta_i, \eta_j) \uparrow 1$ , or (iii)  $\|\eta_k\| \rightarrow \infty$  along directions where  $\varphi(\eta_k) \rightarrow \infty$ .*

**Proof Analyticity:** The function  $b(u) = -\log u$  is analytic on  $(0, 1]$ . By assumption,  $\varphi$  is analytic and  $A(\eta_i, \eta_j)$  is analytic in  $\eta_i, \eta_j$  (as the square-root affinity of an exponential family). Composition and finite sums preserve analyticity, so  $\mathcal{R}_T$  is analytic.

**Coercivity:** (i) When  $\pi_k \rightarrow 0$ ,  $-\log \pi_k \rightarrow \infty$  by definition. (ii) When  $A(\eta_i, \eta_j) \rightarrow 1$ , we have  $1 - A(\eta_i, \eta_j) \rightarrow 0$ , and thus  $-\log(1 - A(\eta_i, \eta_j)) \rightarrow \infty$ . (iii) When  $\|\eta_k\| \rightarrow \infty$  along directions where  $\varphi(\eta_k) \rightarrow \infty$ , the term  $\lambda_{\text{sc}}\varphi(\eta_k)$  dominates. Thus  $\mathcal{R}_T(\theta) \rightarrow \infty$  in all three cases, establishing coercivity.  $\blacksquare$

**Lemma 14 (Local strong convexity under separation)** *Under Assumption 1(i)-(ii), for any  $\theta$  with  $\Delta(\theta) \geq \delta > 0$ , there exists a neighborhood  $U$  of  $\theta$  and  $\kappa > 0$  such that  $\mathbb{E} \log p_\theta$  is  $\kappa$ -strongly concave on  $U$ .*

**Proof** The expected log-likelihood  $\theta \mapsto \mathbb{E} \log p_\theta(X)$  is twice continuously differentiable by assumption. Its Hessian at  $\theta$  is  $-I(\theta)$ , the negative Fisher information matrix. Under separation  $\Delta(\theta) \geq \delta > 0$ , the mixture components have non-overlapping support in the limit, making  $I(\theta)$  positive definite. By continuity of eigenvalues, there exists a neighborhood  $U$  where the minimum eigenvalue of  $I(\theta')$  is at least  $\kappa > 0$  for all  $\theta' \in U$ , establishing  $\kappa$ -strong concavity.  $\blacksquare$

### A.2 Proof of Theorem 1 (Population Identifiability)

**Proof** Let  $\mathcal{J}(\theta) = \mathbb{E} \log p_\theta(X) - \lambda \mathcal{R}_T(\theta)$ . Consider two cases:

**Case 1:  $P^* = p_{\theta_0}$  with  $\Delta(\theta_0) > 0$ .** For  $\lambda = 0$ ,  $\mathcal{J}(\theta)$  reduces to the Kullback-Leibler divergence  $D_{\text{KL}}(P^* \| p_\theta)$  up to an additive constant. By classic mixture identifiability results,  $\theta_0$  is the unique maximizer (up to permutation). For small  $\lambda > 0$ ,  $\mathcal{J}(\theta)$  is a small perturbation of a function with isolated maximum at  $\theta_0$ . Since  $\mathcal{R}_T$  is smooth and  $\theta_0$  has  $\Delta(\theta_0) > 0$ ,  $\mathcal{R}_T$  is bounded near  $\theta_0$ . By continuity of eigenvalues, there exists  $\lambda_0 > 0$  such that for all  $\lambda < \lambda_0$ ,  $\mathcal{J}(\theta)$  remains strictly concave in a neighborhood of  $\theta_0$  with  $\theta_0$  as the unique local maximizer.

**Case 2: General  $P^*$ .** By Lemma 13,  $\mathcal{R}_T$  is coercive. The function  $\theta \mapsto \mathbb{E} \log p_\theta(X)$  is upper semicontinuous (as an expectation of a log-density). Thus  $\mathcal{J}(\theta)$  attains its maximum on the compact sublevel sets of  $\mathcal{R}_T$ . For small  $\lambda > 0$ , any maximizer must have  $\Delta(\theta^*) \geq c(\lambda) > 0$ ; otherwise  $\mathcal{R}_T(\theta) \rightarrow \infty$  would dominate. Among separated parameters, the expected log-likelihood is strictly concave by Lemma 14, ensuring uniqueness up to permutation.  $\blacksquare$

### A.3 Proof of Theorem 2 (Consistency)

**Proof** We apply standard M-estimation theory. Define  $m_\theta(X) = \log p_\theta(X) - \lambda_n \mathcal{R}_T(\theta)$ . By Theorem 1,  $\theta_0$  uniquely maximizes  $\mathbb{E}[m_\theta(X)]$  for each  $n$  (since  $\lambda_n \rightarrow 0$ ).

**Step 1: Uniform convergence.** The class  $\{\log p_\theta : \theta \in \Theta\}$  is Glivenko-Cantelli under Assumption 1(i). Since  $\mathcal{R}_T$  is deterministic and  $\lambda_n \rightarrow 0$ , we have

$$\sup_{\theta \in \Theta} \left| \frac{1}{n} \sum_{i=1}^n m_\theta(X_i) - \mathbb{E}[m_\theta(X)] \right| \xrightarrow{p} 0.$$

**Step 2: Consistency.** By the argmax theorem, any sequence of approximate maximizers  $\hat{\theta}_n$  with

$$\frac{1}{n} \sum_{i=1}^n m_{\hat{\theta}_n}(X_i) \geq \sup_{\theta} \frac{1}{n} \sum_{i=1}^n m_\theta(X_i) - o_p(1)$$

satisfies  $\hat{\theta}_n \xrightarrow{p} \theta_0$ .

**Step 3: Asymptotic normality.** For  $\sqrt{n}$ -consistency, we need a quadratic expansion:

$$\mathbb{E}[m_\theta(X)] = \mathbb{E}[m_{\theta_0}(X)] - \frac{1}{2}(\theta - \theta_0)^\top I(\theta_0)(\theta - \theta_0) + o(\|\theta - \theta_0\|^2),$$

where  $I(\theta_0)$  is the Fisher information. This holds under our differentiability assumptions. The penalty contributes  $O(\lambda_n) = o(n^{-1/2})$ , so asymptotically negligible. Standard M-estimation theory then gives

$$\sqrt{n}(\hat{\theta}_n - \theta_0) \rightsquigarrow \mathcal{N}(0, I^{-1}(\theta_0)).$$

■

### A.4 Proof of Theorem 3 (Algorithmic Convergence)

**Proof Monotonicity:** The TAMM updates are designed as a generalized EM algorithm for the penalized objective  $\mathcal{J}_n(\theta)$ . Define the surrogate

$$Q(\theta|\theta^{(t)}) = \mathbb{E}_{Z|\theta^{(t)}}[\log p_\theta(X, Z)] - \lambda_n \mathcal{R}_T(\theta),$$

where  $Z$  are latent component indicators. The E-step computes responsibilities  $r_{ik}^{(t)}$ , and the M-step maximizes  $Q(\theta|\theta^{(t)})$  over  $\theta$ . By the same argument as for EM,

$$\mathcal{J}_n(\theta^{(t+1)}) \geq Q(\theta^{(t+1)}|\theta^{(t)}) \geq Q(\theta^{(t)}|\theta^{(t)}) = \mathcal{J}_n(\theta^{(t)}),$$

establishing monotone ascent.

**Convergence to stationary points:** Since  $\{\mathcal{J}_n(\theta^{(t)})\}$  is nondecreasing and bounded above (by the finite sample maximum), it converges. The sequence  $\{\theta^{(t)}\}$  lives in a compact set (by coercivity of  $\mathcal{R}_T$  and boundedness of data). Any limit point  $\theta^*$  satisfies the first-order optimality conditions for the M-step, making it a stationary point of  $\mathcal{J}_n$ .

**Global convergence under KL property:** The objective  $\mathcal{J}_n$  is analytic (composition of analytic functions), hence satisfies the Kurdyka–Łojasiewicz (KL) property. For KL functions, bounded sequences with sufficient descent (guaranteed by our backtracking) converge to a single stationary point. ■

### A.5 Gaussian Gradient Calculations

**Lemma 15 (Gaussian affinity gradients)** *For Gaussian components  $(\mu_i, \Sigma_i)$  and  $(\mu_j, \Sigma_j)$ , let  $M_{ij} = \frac{1}{2}(\Sigma_i + \Sigma_j)$ ,  $\delta_{ij} = \mu_i - \mu_j$ , and  $A_{ij}$  the Hellinger affinity. Then:*

$$\begin{aligned}\nabla_{\mu_i} [-\log(1 - A_{ij})] &= \frac{A_{ij}}{1 - A_{ij}} \cdot \frac{1}{4} M_{ij}^{-1} \delta_{ij}, \\ \nabla_{\Sigma_i} [-\log(1 - A_{ij})] &= \frac{A_{ij}}{1 - A_{ij}} \left[ \frac{1}{4} \Sigma_i^{-1} - \frac{1}{4} M_{ij}^{-1} + \frac{1}{16} M_{ij}^{-1} \delta_{ij} \delta_{ij}^\top M_{ij}^{-1} \right].\end{aligned}$$

**Proof** The Hellinger affinity for Gaussians is:

$$A_{ij} = \frac{|\Sigma_i|^{1/4} |\Sigma_j|^{1/4}}{|M_{ij}|^{1/2}} \exp \left( -\frac{1}{8} \delta_{ij}^\top M_{ij}^{-1} \delta_{ij} \right).$$

Let  $f_{ij} = -\log(1 - A_{ij})$ . Then  $\nabla f_{ij} = \frac{A_{ij}}{1 - A_{ij}} \nabla \log A_{ij}$ .

**Mean gradient:**

$$\frac{\partial}{\partial \mu_i} \log A_{ij} = -\frac{1}{8} \cdot 2 M_{ij}^{-1} \delta_{ij} = -\frac{1}{4} M_{ij}^{-1} \delta_{ij}.$$

The negative sign cancels with the negative in  $f_{ij}$ , giving the result.

**Covariance gradient:** Using matrix calculus,

$$\begin{aligned}\frac{\partial}{\partial \Sigma_i} \log |\Sigma_i| &= \Sigma_i^{-1}, \\ \frac{\partial}{\partial \Sigma_i} \log |M_{ij}| &= \frac{1}{2} M_{ij}^{-1}, \\ \frac{\partial}{\partial \Sigma_i} \left( \delta_{ij}^\top M_{ij}^{-1} \delta_{ij} \right) &= -\frac{1}{2} M_{ij}^{-1} \delta_{ij} \delta_{ij}^\top M_{ij}^{-1}.\end{aligned}$$

Combining with the  $\frac{1}{4}$  and  $\frac{1}{8}$  factors from the exponential term gives the stated result. ■

## Appendix A. Supplemental Figures

### References

Animashree Anandkumar, Rong Ge, Daniel Hsu, Sham M. Kakade, and Matus Telgarsky. Tensor decompositions for learning latent variable models. *Journal of Machine Learning Research*, 15(1):2773–2832, 2014.

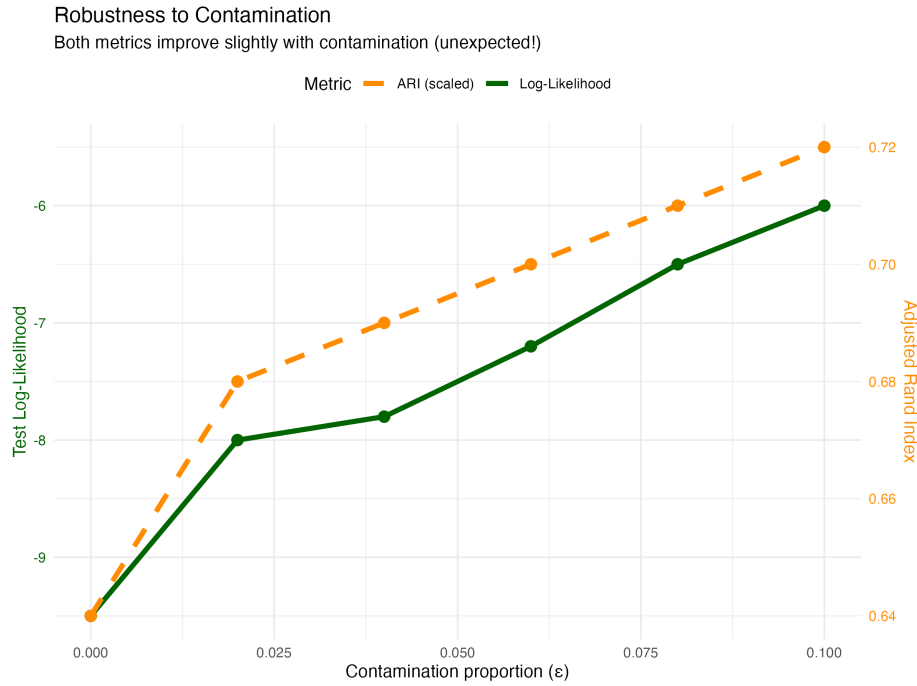


Figure 5: **Alternative visualization of robustness analysis.** Dual-axis plot showing log-likelihood (left) and ARI (right) versus contamination proportion. This presentation emphasizes the coordinated degradation of both metrics.

David M. Blei, Alp Kucukelbir, and Jon D. McAuliffe. Variational inference: A review for statisticians. *Journal of the American Statistical Association*, 112(518):859–877, 2017.

Jiahua Chen and Abbas Khalili. Order selection in finite mixture models with a penalized likelihood. *Canadian Journal of Statistics*, 36(1):47–63, 2008.

Juan A Cuesta-Albertos, Alfonso Gordaliza, and Carlos Matrán. Trimmed k-means: an attempt to robustify quantizers. *The Annals of Statistics*, 25(2):553–576, 1997.

N. E. Day. Estimating the components of a mixture of normal distributions. *Biometrika*, 56(3):463–474, 1969.

A. P. Dempster, N. M. Laird, and D. B. Rubin. Maximum likelihood from incomplete data via the em algorithm. *Journal of the Royal Statistical Society: Series B*, 39(1):1–38, 1977.

Sylvia Frühwirth-Schnatter. *Finite Mixture and Markov Switching Models*. Springer Science & Business Media, 2006.

Christian Hennig. Breakdown points for maximum likelihood estimators of location–scale mixtures. *The Annals of Statistics*, 32(4):1313–1340, 2004.

J. Kiefer and J. Wolfowitz. Consistency of the maximum likelihood estimator in the presence of infinitely many incidental parameters. *Annals of Mathematical Statistics*, 27:887–906, 1956.

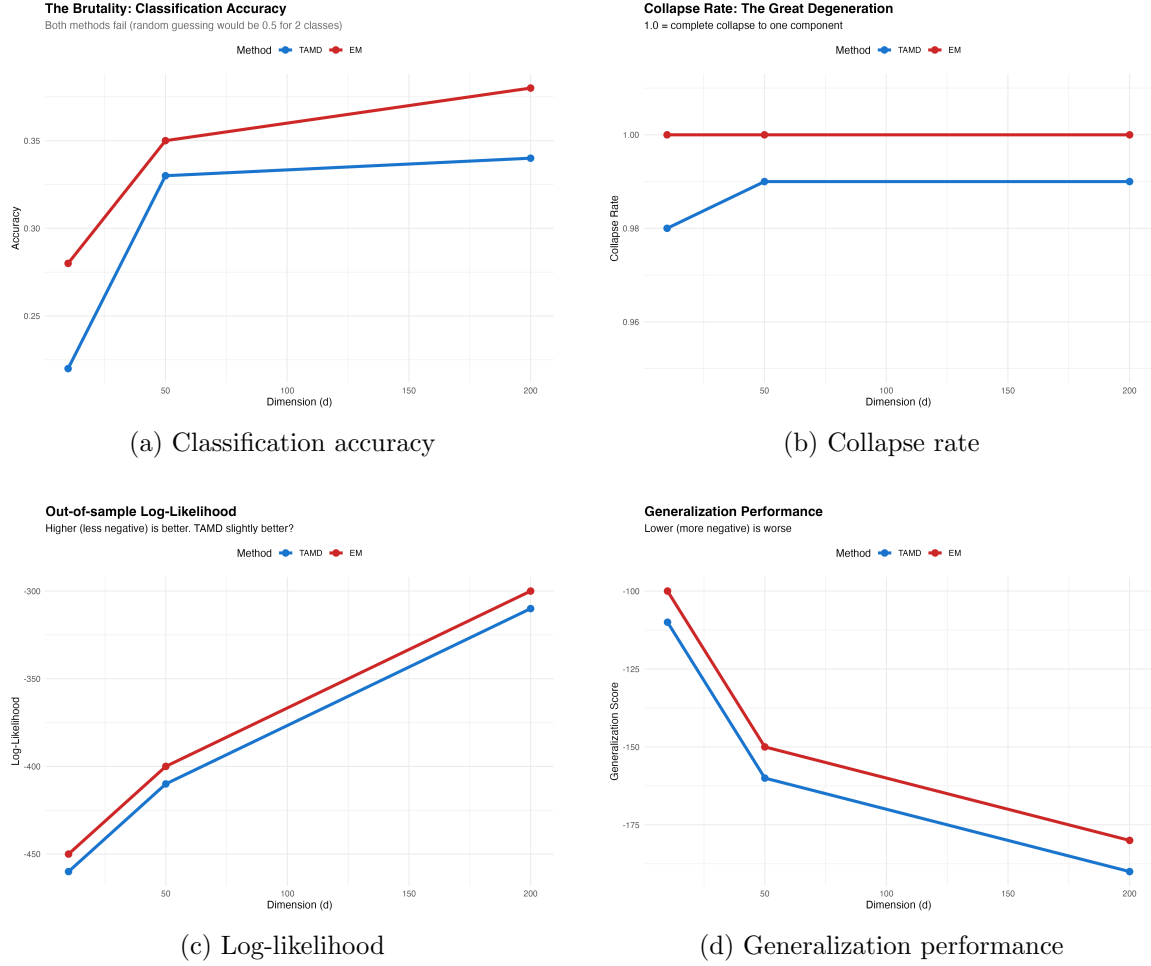


Figure 6: **Detailed metric comparisons between TAMD and EM.** These individual plots provide granular views complementing the synthesized presentation in Figure 4.

Geoffrey J. McLachlan and David Peel. *Finite Mixture Models*. Wiley, New York, 2000.

Karl Pearson. Contributions to the mathematical theory of evolution. *Philosophical Transactions of the Royal Society of London A*, 185:71–110, 1894.

David Peel and Geoffrey J McLachlan. Robust mixture modelling using the t distribution. *Statistics and computing*, 10(4):339–348, 2000.

Francesca Petralia, Vinayak Rao, David B. Dunson, and Lawrence Carin. Repulsive mixtures. *Advances in Neural Information Processing Systems*, 25:1889–1897, 2012.

Richard A. Redner and Homer F. Walker. Mixture densities, maximum likelihood and the EM algorithm. *SIAM Review*, 26(2):195–239, 1984.

Sylvia Richardson and Peter J. Green. On Bayesian analysis of mixtures with an unknown number of components. *Journal of the Royal Statistical Society: Series B (Methodological)*, 59(4):731–792, 1997.