

Bringing Reasoning to Generative Recommendation Through the Lens of Cascaded Ranking

Xinyu Lin
National University of Singapore
Singapore
xylin1028@gmail.com

Pengyuan Liu
University of Science and Technology
of China
Hefei, China
liupy@mail.ustc.edu.cn

Wenjie Wang*
University of Science and Technology
of China
Hefei, China
wenjiewang96@gmail.com

Yicheng Hu
University of Science and Technology
of China
Hefei, China
huyicheng@mail.ustc.edu.cn

Chen Xu
Renmin University of China
Beijing, China
xc_chen@ruc.edu.cn

Fuli Feng
University of Science and Technology
of China
Hefei, China
fulifeng93@gmail.com

Qifan Wang
Meta AI
Menlo Park, USA
wqfcr@meta.com

Tat-Seng Chua
National University of Singapore
Singapore
dcscts@nus.edu.sg

Abstract

Generative Recommendation (GR) has become a promising end-to-end approach with high FLOPS utilization for resource-efficient recommendation. Despite the effectiveness, we show that current GR models suffer from a critical **bias amplification** issue, where token-level bias escalates as token generation progresses, ultimately limiting the recommendation diversity and hurting the user experience. By comparing against the key factor behind the success of traditional multi-stage pipelines, we reveal two limitations in GR that can amplify the bias: homogeneous reliance on the encoded history, and fixed computational budgets that prevent deeper user preference understanding.

To combat the bias amplification issue, it is crucial for GR to 1) incorporate more heterogeneous information, and 2) allocate greater computational resources at each token generation step. To this end, we propose CARE, a simple yet effective cascaded reasoning framework for debiased GR. To incorporate heterogeneous information, we introduce a progressive history encoding mechanism, which progressively incorporates increasingly fine-grained history information as the generation process advances. To allocate more computations, we propose a query-anchored reasoning mechanism, which seeks to perform a deeper understanding of historical information through parallel reasoning steps.

*Corresponding author. This research is supported by the National Natural Science Foundation of China (62572451), the National Research Foundation, Singapore under its National Large Language Models Funding Initiative, (AISG Award No: AISG-NMLP-2024-002). Any opinions, findings and conclusions or recommendations expressed in this material are those of the author(s) and do not reflect the views of National Research Foundation, Singapore.



This work is licensed under a Creative Commons Attribution 4.0 International License. *WWW '26, Dubai, United Arab Emirates*
© 2026 Copyright held by the owner/author(s).
ACM ISBN 979-8-4007-2307-0/2026/04
<https://doi.org/10.1145/3774904.3792980>

We instantiate CARE on three GR backbones. Empirical results on four datasets show the superiority of CARE in recommendation accuracy, diversity, efficiency, and promising scalability. The codes and datasets are available at <https://github.com/Linxyhaha/CARE>.

CCS Concepts

• Information systems → Recommender systems.

Keywords

Generative Recommendation, Bias Amplification, Cascaded Reasoning

ACM Reference Format:

Xinyu Lin, Pengyuan Liu, Wenjie Wang, Yicheng Hu, Chen Xu, Fuli Feng, Qifan Wang, and Tat-Seng Chua. 2026. Bringing Reasoning to Generative Recommendation Through the Lens of Cascaded Ranking. In *Proceedings of the ACM Web Conference 2026 (WWW '26)*, April 13–17, 2026, Dubai, United Arab Emirates. ACM, New York, NY, USA, 12 pages. <https://doi.org/10.1145/3774904.3792980>

1 Introduction

Recommender systems have achieved great success in mitigating information overload on the web. Nonetheless, the traditional multi-stage pipelines incur substantial communication and storage overhead and suffer from inconsistent optimization objectives across stages [48, 50]. These issues lead to suboptimal recommendation quality and extremely low FLOPs utilization (e.g., only 4.6% in Kuaishou [48] and 4.5% in Douyin [50]), ultimately hindering the development of resource-efficient recommender eco-systems. Recently, the development of highly efficient, end-to-end generative recommendation (GR) has emerged as a particularly promising avenue in the recommendation community [8, 30, 48, 50].

Technically, GR encodes the user history and directly generates the next item's semantic ID, i.e., a token sequence that encodes coarse-grained to fine-grained semantics, to achieve end-to-end

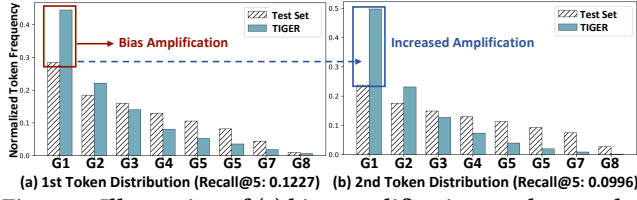


Figure 1: Illustration of (1) bias amplification on the popular token groups; and (2) increased bias amplification from initial to later token generation steps (i.e., 1st to 2nd token). G1-G8 denotes token groups sorted by popularity.

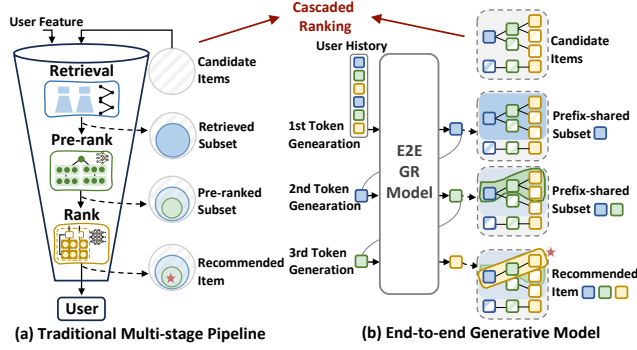


Figure 2: Paradigm comparisons between traditional recommendation and generative recommendation, where both essentially perform cascaded item ranking.

recommendation [8, 30]. Despite the effectiveness, we identify that GR suffers from the critical **bias amplification issue** (Figure 1). Specifically, compared with the test distribution, GR tends to assign disproportionately high generation probabilities to frequent tokens, thereby amplifying the *token-level popularity bias*. Worse still, such a problem becomes more pronounced as the model progresses from generating the initially coarse-grained to fine-grained semantic tokens (Figure 1(a) to (b)). As a result, this amplification of popularity bias continuously accumulates during item token generation and ultimately limits the diversity of recommendations, thereby degrading the user experience.

To analyze the underlying cause of the issue, we draw inspiration from the multi-stage pipeline with cascaded ranking. The key factor behind the success of the multi-stage pipeline is that *pursuing deeper feature interactions to capture more complex user preferences* (Figure 2(a)). Its early stage often employs simple and efficient models to capture broad user interests (e.g., ANN [15] for retrieval), while the later stage often adopts more complex models with richer features to fully understand finer-grained interests (e.g., deep cross network [36] for ranking). On the other hand, GR also implicitly achieves such a “broad-to-fine-grained” process with a single unified model via token generation (see Figure 2(b) and details in Section 2).

The cascaded models in the multi-stage pipeline inspire two limitations in GR, which might intensify the bias amplification in the item token generation:

- **Homogeneous information.** Unlike multi-stage pipelines that encode features progressively across stages, GR models heavily rely on the same encoded user’s history information (i.e., full

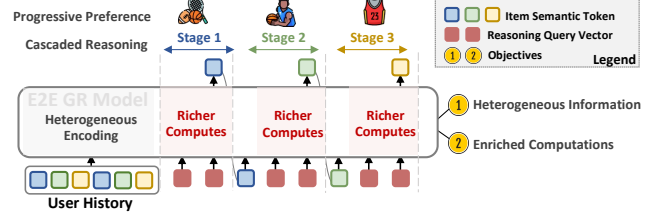


Figure 3: Cascaded reasoning framework with two key considerations, i.e., heterogeneous information incorporation and enriched computations allocation.

KV Cache of user history) to generate every subsequent token. As such, the model fails to yield deeper history understanding and struggles to distinguish finer-grained user interests, thus amplifying the superficial influence of frequently observed tokens and introducing strong bias.

- **Fixed computation.** While traditional multi-stage pipelines utilize greater computational effort by more complicated models in later stages, GR models utilize fixed computational resources across all token generation steps through a single forward pass. Consequently, this reduces the model’s ability to discriminate among subtle semantic differences, leading to amplified token bias, especially in the later stage (Figure 1).

Based on these insights, it is crucial for GR to decrease token bias by 1) incorporating more heterogeneous information, and 2) allocating greater computational resources at each token generation step. To achieve the first objective, each generation step should leverage diverse yet increasingly informative history information, which naturally aligns with the progressive nature of token generation. Building on this progressively enriched information, it is promising to harness LLM reasoning [7] for subsequent token generation in order to infer finer-grained user preferences through deliberate reasoning steps, which increases the computational budget during inference [26]. Nonetheless, simply adding autoregressive reasoning steps can greatly increase the time costs and hurt the practicality of real-time recommendation [18]. Hence, it is important to enrich computes while maintaining the time efficiency for practical deployments.

To this end, we propose **CARE**, a simple but effective CAscaded REasoning framework for generative recommendation (Figure 4). 1) To pursue heterogeneous information for reasoning, we devise a progressive history encoding mechanism with a progressive attention mask, which enables the model to depend on richer historical information aligned with semantic granularity as reasoning stages proceed. This is motivated by the progressiveness of cascaded ranking, i.e., the latter, the more fine-grained information is needed for fine-grained user preference. 2) To efficiently enrich computations, we introduce a query-anchored reasoning mechanism, which injects multiple model forward passes in parallel before each item token generation. To further encourage the model to generate less-frequent tokens, we utilize a diversity loss to regulate the distinctiveness between each reasoning step, aiming to capture diverse user preferences that decrease token generation bias. We instantiate CARE on three GR backbones (i.e., TIGER, LETTER, and SETRec) on four real-world datasets to demonstrate the effectiveness in ranking accuracy, diversity, efficiency, and reasoning scalability.

The main contributions of this work are summarized as follows:

- We identify the critical bias amplification issue in GR and examine the causes of homogeneous information and fixed computation.
- We propose a cascaded reasoning framework for GR, named CARE, which aims to leverage more computes for deeper history encoding to infer complex user preferences, achieving diverse and proper recommendations.
- Extensive experiments on four real-world datasets demonstrate the accuracy, diversity, efficiency, and promising scalability of our proposed method, unlocking the potential of GR to achieve a more sustainable recommendation ecosystem.

2 Preliminaries

In this section, we first introduce generative recommendation and identify the bias amplification issues. We then analyze potential causes of this issue from the perspective of cascaded ranking, and point out the two key considerations to combat the issue.

2.1 Retrospect of Generative Recommendation

• **Generative Recommendation.** Formally, in GR, each item is represented by a semantic ID denoted as $\mathbf{c} = (c_1, c_2, \dots, c_L)$, i.e., a token sequence endowed with hierarchical semantics from coarse- to fine-grained semantics, which is typically obtained by RQ-VAE [17] or hierarchical clustering [12]. Then, given the user’s historical interactions $X = [c_1, c_2, \dots, c_L]$, the generative recommender model \mathcal{M} generates the next item’s semantic ID, c_{L+1} , via autoregressive generation:

$$\begin{cases} \mathbf{h} = KV(X) \\ c_t = \arg \max_c \mathcal{M}(c | \mathbf{h}, c_{<t}), \end{cases} \quad (1)$$

where \mathbf{h} is the encoded user history, $KV(\cdot)$ is the Key-value computations in standard self-attention mechanism [35], c_t is the t -th token of the semantic ID, and $c_{<t}$ represents the generated tokens preceding c_t . For brevity, we omit the subscript of $L + 1$.

• **Bias Amplification Issue.** Despite the effectiveness of GR in end-to-end item generation, we point out that it suffers from a bias amplification issue. As shown in Figure 1, 1) popularity bias is amplified for each generation step (an average of 246% times amplification on the most popular token group). When generating each token c_t at time step t , generative models will amplify the popularity bias in the semantic tokens, consequently causing item-level bias (cf. Section 4.3.3). 2) Bias amplification becomes more pronounced for the later tokens that capture fine-grained semantics. Comparing the bias amplifications between the coarse-grained first token and the finer-grained second token, the amplification for the popular tokens yields more than 200%, which further hurts the quality of the generated tokens with almost 20% accuracy reduction, ultimately limiting the recommendation diversity and exacerbating the echo chamber problem. More empirical evidence is presented in Appendix A.1.

2.2 Diagnose of Bias Amplification Issue

To examine the underlying causes for the bias amplification issue in GR, we revisit GR through the lens of cascaded ranking, and then identify potential limitations that cause the bias amplification.

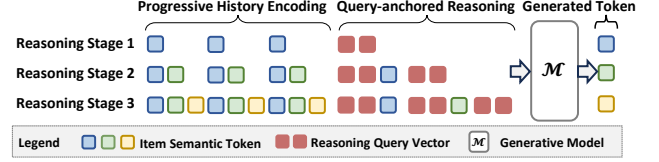


Figure 4: Illustration of CARE, including progressive history encoding and query-anchored reasoning.

Analogy to cascaded ranking. Although GR generates the next item in an end-to-end manner, it essentially achieves cascaded ranking, where each token generation step in GR is analogous to a specific ranking stage (e.g., first token for retrieval and second token for pre-ranking). Specifically, at each generation step, the candidate items are the ones that share the same previously generated token sequence (e.g., “<a_1>”). The model then ranks these candidates by scoring possible next tokens (e.g., “<b_1>”, “<b_2>”, “<b_3>”) and retains an item subset by selecting the top-scoring token (e.g., “<b_1>”). Consequently, the candidate set is refined to items consistent with the newly extended prefix (e.g., “<a_1><b_1>”), which is passed to the subsequent generation step.

Inherent Limitations. A key factor behind the success of multi-stage pipelines is to achieve deeper feature interactions to capture more complex user preferences. In contrast, unified generative models fail to achieve this due to two limitations. 1) Homogeneous information. As shown in Eq.(1), the generative model heavily relies on the same history information X for each subsequent token generation, where the model struggles to infer underlying user preference and thus is susceptible to the popularity bias. 2) Fixed computation. The generative model generates each token by a fixed single forward step (Eq.(1)), which limits deeper history interactions and leads to amplified token bias.

Summary. Based on the above insights, it is crucial for GR to reduce the bias via 1) heterogeneous information incorporation, which emphasizes the removal of dependency on the same encoded history. To achieve this, the key lies in the distinctive yet increasingly informative information utilization for encoding. 2) Enriched computation allocation, which targets injecting more computations into deep information interactions. Motivated by the recent success of LLM reasoning, we consider injecting additional reasoning steps for deep user understanding.

3 Our Framework: CARE

To mitigate the bias amplification issue, we propose a simple yet effective framework CARE, as shown in Figure 4. It includes two key components, i.e., query-anchored reasoning and progressive history encoding. In this section, we first introduce the framework with two components (Section 3.1), followed by the training of CARE (Section 3.2) and instantiation (Section 3.3).

3.1 Cascaded Reasoning Architecture

CARE introduces 1) query-anchored reasoning, and 2) progressive history encoding, to pursue enriched computation allocation and heterogeneous information incorporation, respectively.

3.1.1 Query-anchored Reasoning. To enable deeper interaction with user history, we borrow the idea of test-time compute in

LLMs [32], which incorporates additional token generation steps before yielding the final answer and has shown promising results. However, directly introducing additional token generation steps requires multiple model forward passes, which can substantially increase inference latency.

In order to retain the benefits of deeper computation without incurring prohibitive runtime costs, we propose query-anchored reasoning that enriches model computations within a single forward pass, denoted as a reasoning stage (Figure 4). Specifically, at each reasoning stage t , we introduce a set of learnable query vectors $Q_t = (q_1^t, q_2^t, \dots, q_n^t)$, to act as anchors for the deeper preference understanding, where n is the number of query vectors. These query vectors are then concatenated to the model input for the token generation. Formally,

$$\begin{cases} p = \mathcal{M}(h, Q_1, c_1, \dots, Q_{t-1}, c_{t-1}, Q_t) \\ c_t = \arg \max_c p[c] \end{cases} \quad (2)$$

where $p \in \mathbb{R}^{|c|}$ is the generated item token probability corresponding to the last query q_n^t , h is the encoded history, and $c_{i \in \{1, \dots, t-1\}}$ is the previously generated item tokens. We use the last query to generate the next item token because it effectively integrates all previous reasoning from anchored queries $q_{1:n-1}^t$ via the self-attention mechanism.

Despite that the query-anchored reasoning allows additional interactions with user historical interactions, it still heavily relies on the pre-encoded user history h , as shown in Eq(2), suffering from the homogeneous information issue. To mitigate this, we introduce a progressive history encoding mechanism, as detailed in the following section.

3.1.2 Progressive History Encoding. To alleviate the homogeneous history encoding issue, we take inspiration from multi-stage pipelines: progressively inject more heterogeneous history encoding as the reasoning stage proceeds. Specifically, we aim to gradually incorporate more historical information for the reasoning query vectors to interact with, as the reasoning stage proceeds. Then, an important question is what initial information should be used and what additional information should be included as token generation proceeds.

- **Progressive Information Selection.** To design a strategy for progressive usage of user’s historical interactions, we are motivated to leverage the hierarchical information in semantic IDs, which naturally splits the information into a token sequence with progressive granularity (e.g., “<a_1>” reflects the coarse-grained information and becomes more fine-grained with “<b_1>” in a semantic ID “<a_1><b_1><c_1>”).

Precisely, we use partial information, denoted as \tilde{X} , that aligns with the granularity of the token generation step. As shown in Figure 4, in early reasoning stages, we only utilize initial tokens of each historical item to reason the user’s broad interests (e.g., “sports products”). In later reasoning stages, we progressively include more tokens with finer-grained information to reason the user’s deeper preference (e.g., “sports products” \rightarrow “basketball shoes”).

- **Progressive Encoding.** Based on the selected progressive information, the generative model encodes it for reasoning query vectors to attend at each generation step, respectively. Formally, at each generation step t , we have $h_t = KV(\tilde{X}_t)$, where \tilde{X}_t is the

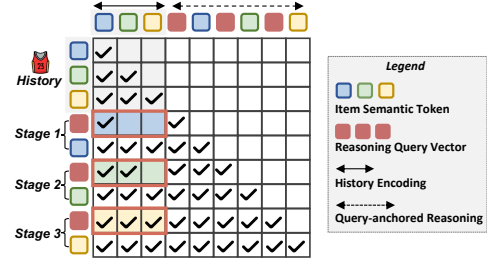


Figure 5: Illustration of progressive attention mask, where the query vectors only interact with selected tokens in user history. The example shows one historical item and one query vector for each step.

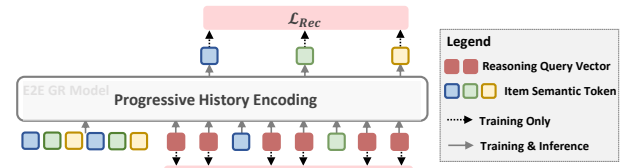


Figure 6: Illustration of CARE training via generative recommendation loss and reasoning diversity loss.

selected partial history information. The progressively encoded history h_t will then be used for queries to interact via Eq.(2).

3.1.3 Progressive Attention Mask. To implement progressive history encoding with standard causal attention mask [29], an intuitive approach is to encode selective information for each reasoning stage respectively, as shown in Figure 4. Nonetheless, this can cause heavy computation burdens due to the repeated encoding of the history tokens, e.g., key-values for the initial tokens will be repeatedly computed across multiple stages. To improve computation efficiency, we propose a progressive attention mask. It allows the full history to be encoded only once and to be partially interacted with across generation steps, as shown in Figure 5.

- **Time Complexity Analysis on History Encoding.** We compare the time complexity of progressive history encoding between our proposed progressive attention mask and the standard causal attention mask. With M historical interacted items (each has a semantic ID of length l), the standard causal attention mask requires l times history encoding. The time complexity for this is then obtained as $O(M^2d + (2M)^2d + \dots + (lM)^2d) = O(l^3M^2d)$, where d is the hidden dimension of the backbone LLM. In contrast, harnessing the progressive attention mask, we can encode the full history once for all subsequent reasoning stages, which has a time complexity of $O((lM)^2d) = O(l^2M^2d)$. The time efficiency is improved by reducing repeated computations on the same partial tokens.

3.2 CARE Training

To train the generative recommender for deeper user preference understanding, we utilize two loss functions, i.e., recommendation loss and reasoning diversity loss, as shown in Figure 6.

• **Recommendation Loss.** To optimize the recommendation ability of the generative model, we adopt the commonly used log-likelihood maximization, defined as:

$$\mathcal{L}_{\text{Rec}} = - \sum_{i=1}^I \log P(c_i | \mathbf{h}, \mathbf{Q}_1, c_1, \dots, \mathbf{Q}_{t-1}, c_{t-1}, \mathbf{Q}_t), \quad (3)$$

where $c_{i \in \{1, \dots, I\}}$ is the token of the next item’s semantic ID, and \mathbf{Q}_i is the query vector set at generation step i .

• **Reasoning Diversity Loss.** In addition to the recommendation loss, we also emphasize the necessity of supervising the reasoning process. Specifically, at each reasoning stage, the reasoning vectors \mathbf{Q} interact with the same selective attention \mathbf{h}_t , potentially introducing the homogeneous reasoning issue [45] and exacerbating the token bias amplification problem. Therefore, we introduce a diversity loss to differentiate the anchoring semantics between queries. Formally, we have:

$$\mathcal{L}_{\text{Div}} = \frac{1}{N^2 - N} \sum_{i=1}^N \sum_{j=1, j \neq i}^N S_{ij}, \quad (4)$$

where S_{ij} is the cosine similarity between the i -th query and j -th query, N is the total number of reasoning query vectors. Intuitively, we penalize similar queries to encourage them to anchor more heterogeneous semantics for reasoning comprehensive fine-grained user preferences.

• **Overall Loss.** The overall loss to train CARE is defined as

$$\mathcal{L} = \mathcal{L}_{\text{gen}} + \alpha \mathcal{L}_{\text{div}}, \quad (5)$$

where α is a hyper-parameter that controls the strength of \mathcal{L}_{Div} .

3.3 CARE Instantiation

We instantiate CARE by introducing reasoning query vectors \mathbf{Q} for each generation step, respectively. Specifically, given an arbitrary generative model \mathcal{M} , the recommendation data $\mathcal{D} = \{(X, c)\}$, and the learnable query vectors $\{\mathbf{Q}\}$, where X is the user historical interactions and c is the next item’s semantic ID, we aim to train CARE via overall loss (Eq.(5)). During inference, given the user history X , CARE performs query-anchored reasoning to generate the next item’s semantic ID via Eq.(2).

4 Experiments

We carry out extensive experiments on four real-world datasets to answer the following research questions: **RQ1:** How does our proposed CARE perform compared to traditional and generative models on different decoding mechanisms (*i.e.*, autoregressive and parallel decoding)? **RQ2:** How does CARE perform on ranking diversity and accuracy at both the token level and item level? **RQ3:** How is the efficiency of CARE, and how do different components of CARE (*i.e.*, query-anchored reasoning, progressive attention, diversity loss) affect the performance?

4.1 Experimental Settings

4.1.1 Datasets. We carry out experiments on four real-world datasets from various domains. Specifically, we use three commonly adopted benchmark datasets from the Amazon Reviews datasets¹ 1) **Games**, 2) **Sports**, and 3) **Toys**. The three Amazon datasets

capture extensive user interactions within specific e-commerce product categories. Each product is accompanied by detailed textual metadata, including title, description, category, and brand. Additionally, we adopt a micro-video recommendation dataset 4) **MicroLens**² with item titles. Following previous work [1], we first sort user interactions in temporal order and subsequently split them into training, validation, and test subsets with an 8:1:1 proportion.

4.1.2 Evaluation Metrics. We employ 1) Recall@ K and 2) NDCG@ K , with K set to 5, 10, and 20. Moreover, we employ 3) DivR@ K , referred to as diversity ratio [5], to measure the percentage of unique items in all recommendations; and 4) ORR@ K [5], which presents the over-recommendation ratio that calculates the percentage of the top-5 recommended items in all recommendations.

4.1.3 Baselines. We compare CARE with traditional and generative models that employ different decoding mechanisms (autoregressive and parallel decoding). Specifically, 1) **SASRec** [16], 2) **GRU4Rec** [9], and 3) **CASER** [34] are three representative traditional methods for sequential recommendation. For autoregressive GR, we compare: 4) **TIGER** [30] utilizes RQ-VAE and codebooks to map item semantics into discrete token sequences. The resulting identifiers are structured hierarchically, encoding information from coarse-grained to fine-grained levels. 5) **LETTER** [37] serves as a SOTA method for item tokenization, which leverages both semantic and CF information during RQ-VAE training to generate multi-dimensional identifiers containing multi-dimensional information. The parallel GR involves: 6) **RPG** [11] is an efficient generative recommendation model that overcomes the problems of inference latency and limited semantic expression by generating long and unordered semantic IDs in parallel. 7) **HSTU** [42] discretizes raw item features into tokens to serve as inputs for generative recommendation. 8) **SETRec** [20] is one of the SOTA parallel GR approaches, which assigns each item with a set of order-agnostic CF and semantic tokens. We also compare with the reasoning method and debiasing methods: 9) **ReaRec** [33] is a representative reasoning method for sequential recommendation, which employs additional latent reasoning steps before recommendation. We extend this method to GR setting for a fair comparison, denoted as “ReaRec*”. 10) **SPRec** [5] is a recently proposed debias approach for LLM-based recommendation, which employs SFT and DPO to alleviate the over-recommendation issue.

4.1.4 Implementation Details. We employ Qwen2.5-0.5B [40] as the LLM backbone. We carefully tune the hyperparameters of the baselines following the suggestions in the original papers. During the training process, depending on the number of learnable parameters, the models are trained for a maximum of 200 epochs with a batch size of 512. The learning rate for all models is tuned within $\{1e^{-3}, 5e^{-4}, 3e^{-4}, 1e^{-5}\}$. Unless otherwise specified, all experiments are conducted on 8 NVIDIA RTX A100 GPUs. Detailed baseline implementations are provided in Appendix A.3.2.

¹https://cseweb.ucsd.edu/~jmcauley/datasets/amazon_v2/.

²<https://github.com/westlake-repl/MicroLens?tab=readme-ov-file>.

4.2 Overall Performance (RQ1)

In this section, we aim to answer RQ1 by comparing the CARE on both autoregressive GR methods (Section 4.2.1) and parallel GR methods (Section 4.2.2).

4.2.1 Performance on Autoregressive GR. First, as presented in Table 1, we implement CARE on two representative autoregressive GR models (TIGER and LETTER), denoted as “+CARE,” and evaluate them across all four datasets under varying ranking sizes K . From the experimental results, we can observe that:

- Our method (CARE) generally yields better performance compared to the traditional methods (SASRec, GRU4Rec, and CASER). This is because the GR utilizes RQ-VAE-based semantic IDs, representing an item with hierarchical multiple tokens. This yields two main benefits: 1) it captures multi-dimensional information more effectively, and 2) it accounts for coarse-to-fine variations during generation, aligning better with the autoregressive decoding paradigm. Besides, SPRec shows inferior performance, which might possibly due to the heavy dependency on the quality of the item title [20]. The lengthy and noisy item titles might negatively affect the debiasing effectiveness. Detailed analysis among baselines are presented in Appendix A.2.6.
- Our method (CARE) achieves better improvements on both TIGER and LETTER across four datasets, validating the effectiveness of our approach. This is because our method 1) injects more computation via reasoning steps, which facilitates the inference of complex user preferences; and 2) applies a progressive attention mask to the history encoding, enabling the model to capture more fine-grained information in later ranking stages for a deeper user understanding.

4.2.2 Performance on Parallel GR. In addition to the autoregressive GR method, we further extend CARE to parallel GR methods as shown in Table 2. We instantiate CARE on the most competitive SETRec and compare it with parallel GR (RPG, HSTU) and reasoning methods (ReaRec*). The results on Toys and MicroLens are in Appendix A.2.5. From the results, we derive the following observations:

- Parallel GR methods (RPG, HSTU, SETRec) generally achieve better performance than autoregressive generation methods in Table 1. Since parallel approaches generate multiple tokens independently, this alleviates the error accumulation problem associated with autoregressive generation.
- Furthermore, among these approaches, those utilizing multiple semantic tokens (SETRec, RPG) outperform single-token methods (HSTU, ReaRec*). This is attributed to the capability of multiple tokens to incorporate richer semantic information and better leverage the rich world knowledge of LLMs. In particular, SETRec achieves the best performance within this group. This is because it not only incorporates semantic information but also jointly learns CF information to leverage similar user behaviors.
- Notably, applying our method to SETRec yields consistent improvements on both datasets, validating the effectiveness and strong generalization ability of our approach across generative models with different architectures. However, we observe that compared to autoregressive GR, the improvement brought by CARE to parallel methods is relatively limited. We speculate

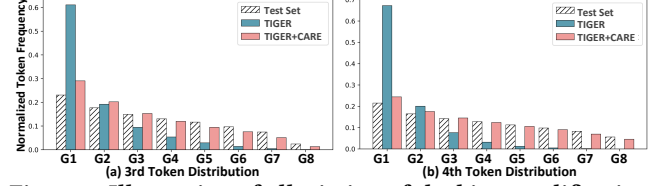


Figure 7: Illustration of alleviation of the bias amplification issue by comparing the test distribution and the generated token distributions from TIGER and CARE.

that a possible reason is that their item tokens do not strictly follow a coarse-to-fine granularity, and thus may not necessarily require progressive information to assist in modeling user preferences. This also indirectly demonstrates the importance of progressiveness within the cascaded reasoning process.

4.3 Debias Analysis (RQ2)

4.3.1 Diversity Analysis. To analyze the effectiveness of CARE in alleviating the bias amplification issue, we assess the recommendation diversity and over-recommendation ratio. The results on the Games dataset are reported in Table 3, and we omit other datasets with similar observations. From the results, we can observe that: 1) CARE consistently improves the recommendation diversity (superior performance w.r.t. DivR@K). This validates the effectiveness of the cascaded reasoning for GR, which allows the model to deeply interact with user history to distinguish between fine-grained user preferences. Furthermore, 2) while the top-5 items from TIGER and LETTER exhibit a 10%-20% portion among all recommendations, CARE significantly reduces the bias in popularly recommended items (7%-15%). Further analysis on distributions of tokens and items is presented in Section 4.3.2 and 4.3.3.

4.3.2 Token Generation Distribution. To analyze the effectiveness of our method in mitigating the token-level bias amplification issue, we compare the generated token distributions of the TIGER with and without CARE. Specifically, for each sample, we feed user history together with the next item’s tokens into the generative model and obtain the generated token c_i at each position. We then compute the normalized frequency of the generated token c_i at each position and divide them into groups according to the frequency. We present the last two token distributions on Games in Figure 7 and present the other token positions in Appendix A.2.2.

From the experimental results, we observe that: 1) CARE substantially alleviates the token-level bias amplification problem across steps, especially the later tokens, demonstrating the token-level effectiveness of our method. 2) The mitigation becomes more pronounced, and the generated distribution becomes increasingly close to the ground-truth distribution at later decoding steps. This also indicates that later-stage tokens require deeper and more expressive history encoding to improve ranking diversity.

4.3.3 Item Generation Distribution. Beyond the token-level analysis, we also examine bias amplification at the item level. We compare the distributions of items generated by TIGER with and without CARE on the Games dataset. As shown in Figure 8, the popular items generated by CARE are significantly less biased compared to both TIGER and the test set. This indicates the potential

Table 1: Overall performance of baselines and CARE instantiated on autoregressive GR. The bold results highlight the better performance in the comparison between the backbone models with and without CARE. R@K and N@K represent the Recall@K and NDCG@K, respectively.

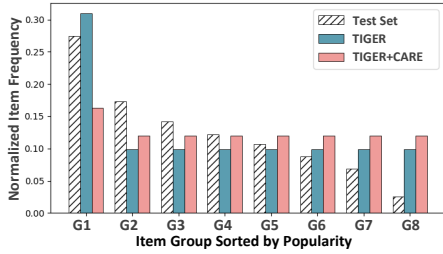
Dataset	Method	R@5	R@10	R@20	N@5	N@10	N@20	Dataset	Method	R@5	R@10	R@20	N@5	N@10	N@20
Games	SASRec	0.0316	0.0487	0.0721	0.0221	0.0276	0.0335	Sports	SASRec	0.0737	0.0819	0.0927	0.0681	0.0707	0.0734
	GRU4Rec	0.0238	0.0407	0.0658	0.0154	0.0208	0.0271		GRU4Rec	0.0689	0.0793	0.0935	0.0586	0.0619	0.0654
	CASER	0.0261	0.0427	0.0672	0.0176	0.0229	0.0291		CASER	0.0504	0.0649	0.0811	0.0342	0.0389	0.0429
	SPRec	0.0170	0.0244	0.0358	0.0121	0.0145	0.0174		SPRec	0.0353	0.0481	0.0569	0.0174	0.0216	0.0238
	TIGER	0.0298	0.0503	0.0824	0.0207	0.0273	0.0353		TIGER	0.0803	0.0929	0.1182	0.0704	0.0744	0.0808
	+CARE	0.0338	0.0544	0.0874	0.0232	0.0299	0.0382		+CARE	0.0848	0.0981	0.1195	0.0755	0.0798	0.0851
	LETTER	0.0287	0.0503	0.0840	0.0182	0.0250	0.0335		LETTER	0.0806	0.1004	0.1229	0.0652	0.0716	0.0772
	+CARE	0.0323	0.0532	0.0897	0.0213	0.0279	0.0371		+CARE	0.0810	0.1015	0.1241	0.0659	0.0725	0.0782
Toys	SASRec	0.0470	0.0631	0.0803	0.0329	0.0381	0.0424	MicroLens	SASRec	0.0044	0.0069	0.0117	0.0030	0.0038	0.0050
	GRU4Rec	0.0302	0.0420	0.0577	0.0215	0.0253	0.0292		GRU4Rec	0.0042	0.0061	0.0121	0.0025	0.0031	0.0046
	CASER	0.0251	0.0375	0.0560	0.0168	0.0208	0.0255		CASER	0.0036	0.0075	0.0130	0.0020	0.0032	0.0046
	SPRec	0.0227	0.0359	0.0512	0.0132	0.0175	0.0213		SPRec	0.0010	0.0014	0.0018	0.0009	0.0010	0.0011
	TIGER	0.0419	0.0610	0.0904	0.0285	0.0346	0.0420		TIGER	0.0130	0.0148	0.0166	0.0086	0.0092	0.0096
	+CARE	0.0469	0.0677	0.0947	0.0337	0.0404	0.0472		+CARE	0.0141	0.0162	0.0178	0.0132	0.0138	0.0142
	LETTER	0.0429	0.0673	0.1059	0.0300	0.0378	0.0475		LETTER	0.0127	0.0146	0.0194	0.0092	0.0098	0.0110
	+CARE	0.0494	0.0759	0.1117	0.0340	0.0425	0.0515		+CARE	0.0154	0.0167	0.0195	0.0109	0.0113	0.0120

Table 2: Extension of CARE on parallel GR. The bold results highlight the better performance in the comparison between the backbone models with and without CARE.

Dataset	Method	R@5	R@10	R@20	N@5	N@10	N@20	Dataset	Method	R@5	R@10	R@20	N@5	N@10	N@20
Games	RPG	0.0459	0.0653	0.0918	0.0320	0.0383	0.0450	Sports	RPG	0.0887	0.1037	0.1216	0.0555	0.0604	0.0649
	HSTU	0.0415	0.0620	0.0918	0.0287	0.0352	0.0427		HSTU	0.0693	0.0806	0.0903	0.0634	0.0671	0.0695
	ReaRec*	0.0484	0.0598	0.0727	0.0334	0.0370	0.0402		ReaRec*	0.0577	0.0682	0.0836	0.0416	0.0450	0.0488
	SETRec	0.0480	0.0742	0.1128	0.0322	0.0406	0.0503		SETRec	0.0902	0.1080	0.1311	0.0732	0.0790	0.0848
	+CARE	0.0500	0.0760	0.1141	0.0332	0.0415	0.0511		+CARE	0.0911	0.1087	0.1320	0.0740	0.0796	0.0855

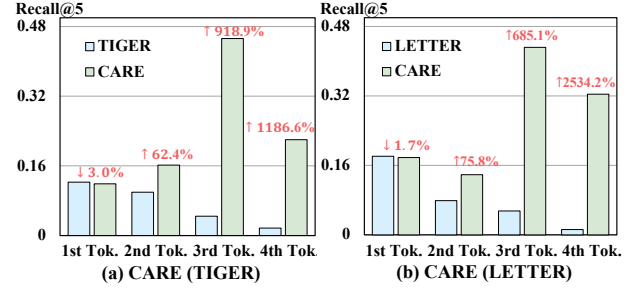
Table 3: Performance comparison regarding diversity ratio (DivR@K) and over-recommendation ratio (ORR@K).

Games						
	DivR@5↑	DivR@10↑	DivR@20↑	ORR@5↓	ORR@10↓	ORR@20↓
TIGER	0.0183	0.0132	0.0088	0.2278	0.1592	0.1275
+CARE	0.0260	0.0174	0.0109	0.1516	0.1140	0.0860
LETTER	0.0202	0.0145	0.0094	0.2341	0.1570	0.1173
+CARE	0.0312	0.0213	0.0128	0.1388	0.0996	0.0784

**Figure 8: Comparison of generated item distributions between TIGER with and without CARE on the Games dataset.**

of CARE in recommending items with better diversity, thereby mitigating the echo chamber issue in recommender systems.

4.3.4 Token Accuracy Analysis. To further analyze whether our method can generate more accurate tokens, we follow the same setting in Section 4.3.2 and calculate the Recall@5 of each token as shown in Figure 9. The results show that 1) CARE significantly improves the generation accuracy on the last three tokens, which

**Figure 9: Recall of each token of CARE on Games dataset.**

partially explains the superiority of CARE in Table 1. 2) CARE shows comparable Recall on the first token, but the improvement becomes more pronounced with CARE in later generation steps. This suggests that in the early stages, historical information might be redundant to capture broad user preferences (refer to Appendix A.2.2 for further first token analysis).

4.4 Efficiency and Effectiveness (RQ3)

We further analyze the efficiency of CARE and the effectiveness of each component, including the reasoning query vector, progressive attention, and diversity loss.

4.4.1 Efficiency Analysis. To analyze the efficiency of CARE, we compare the time costs and GPU memory consumption of TIGER and LETTER with and without CARE for both training and inference. We set the training batch size to 1024. And the batch

Table 4: Time costs and GPU memory consumption between GR backbone and CARE tested on 8 NVIDIA RTX A100 GPUs. “Tr” and “Inf” denote “Training” and “Inference”, respectively.

Games				
	Time (Tr)	Time (Inf)	GPU Mem (Tr)	GPU Mem (Inf)
TIGER	21min42s	639.12s	23.07GiB/GPU	9,929MiB
+CARE	22min35s	652.11s	24.54GiB/GPU	9,963MiB
LETTER	22min23s	523.42s	23.07GiB/GPU	9,913MiB
+CARE	23min42s	529.27s	24.54GiB/GPU	9,947MiB

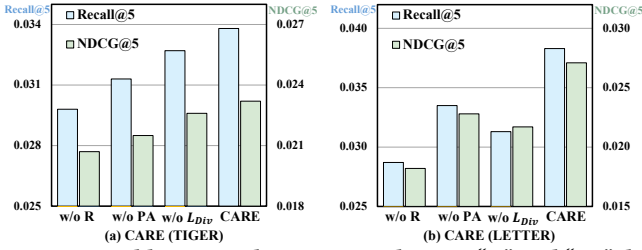


Figure 10: Ablation study on Games dataset. “R” and “PA” denotes “Reasoning” and “Progressive Attention”, respectively.

size and beam size for inference are set to 50 and 20, respectively. The results on the Games dataset are shown in Table 4.

We can observe that CARE demonstrates comparable time and memory efficiency. For time costs, CARE yields 4.9% and 1.5% average increase in training and inference time; For GPU memory usage, CARE shows 6.37% and 0.34% average increase in training and inference GPU memory. This is attributed to the parallel reasoning that eliminates the need for additional model forward passes. Furthermore, since the user history constitutes the dominant portion of memory consumption, the additional memory usage introduced by the query is minimal. Analysis of the comparison between two backbones is in Appendix A.2.7.

4.4.2 Ablation Study. To verify the effectiveness of each component, we individually remove the query-anchored reasoning (“w/o reasoning”), replace the progressive attention mask with the original causal attention mask (“w/o PA”), and remove the diversity loss (“w/o L_{Div} ”). We present results on Games in Figure 10 and find that 1) discarding each component leads to a performance drop, validating their effectiveness. 2) In particular, the impact of reasoning is the most significant because it is the key component to enable deeper interactions with heterogeneous information. Further analysis on diversity loss strength is presented in Appendix A.2.4.

4.4.3 Scalability on Reasoning Steps. To investigate the scalability of CARE regarding the number of reasoning steps, we vary the reasoning query number for four generation steps. From the results in Table 5, we can observe that: 1) Scaling reasoning at a later stage (bottom block in the Table) is generally more effective than early stage (top block). This is expected, as the generation of later tokens requires a more refined and fine-grained understanding of user preferences (cf. Section 2). 2) Injecting more reasoning at the early stage shows limited improvements. The possible reason is that the early stage captures the broad user interests, which is less necessary

Table 5: Performance comparison between CARE (TIGER) with different reasoning query numbers on Games dataset.

# Query	R@5	R@10	R@20	N@5	N@10	N@20
2-2-1-1	0.0334	0.0536	0.0907	0.0220	0.0285	0.0378
2-4-1-1	0.0299	0.0515	0.0881	0.0197	0.0266	0.0358
4-4-1-1	0.0320	0.0538	0.0899	0.0218	0.0287	0.0378
1-1-2-2	0.0313	0.0490	0.0812	0.0221	0.0278	0.0358
1-1-2-4	0.0338	0.0538	0.0910	0.0225	0.0289	0.0382
1-1-4-4	0.0357	0.0555	0.0882	0.0248	0.0312	0.0393

to require substantial reasoning. This also explains the observation that initial token information is sufficient for generating the coarse-grained item token (cf. Section 4.4.2).

5 Related Work

• **Generative Recommendation.** In recommendation tasks [21, 23, 28, 46], traditional multi-stage pipelines suffer from extremely low model FLOPs utilization (MFU) and the difficulty of optimizing multiple stages jointly [8, 48, 50]. To better utilize computational resources, GR has emerged as a promising end-to-end paradigm. GR typically represents each item with a semantic ID, encoding semantics from coarse-grained to fine-grained levels [39]. Given a user’s historical interaction sequence, the GR model autoregressively generates the next semantic ID tokens.

• **Bias Amplification in Generative Recommendation.** Popularity bias has been recently explored in natural language-based GR [3, 4, 31, 43, 49], *i.e.*, generating the next item’s textual identifier, such as title. They mainly focus on token-level and item-level bias in natural language [1, 14, 19]. To address the bias, they typically either rely on prior knowledge of target distributions or external guidance for LLM alignment [10, 25]. Nonetheless, the bias issue in semantic-ID-based GR receives little scrutiny. In this work, we identify the critical token-level bias and take an initial step toward addressing the popularity bias issue through the lens of cascaded ranking. While these approaches fail to be directly applied to GR due to the intrinsic gap between the textual tokens and semantic tokens, we discuss and compare a representative work SPRec [5] under their initial setting (*e.g.*, item title generation).

• **Reasoning in Recommendation.** Test-time Reasoning has shown promising results across various domains [7, 13]. Existing studies on reasoning for recommendation typically perform a reason-then-recommend paradigm [2, 6, 22, 24, 33, 38, 41, 44, 47], where additional autoregressive generation steps are performed before generating the final item. The incorporation of these deliberate reasoning steps aims to enhance the model’s ability to understand complex user interests, particularly improving performance for long-tail users with sparse interaction histories [33]. In contrast, our work harnesses reasoning from a novel debiasing perspective. Our proposed CARE leverages query-anchored reasoning to achieve deeper history interaction for every token generation, while avoiding the additional time costs raised by autoregressive reasoning. To demonstrate our advantage compared with prior reasoning-based approaches, we discuss and compare with the representative reasoning method ReaRec [33] in Section 4.

6 Conclusion and Future Work

In this work, we revisited GR and identified bias amplification as a core limitation of existing GR models. By analyzing the success behind the traditional multi-stage pipeline, we uncovered the two potential causes of the bias amplification issue: homogeneous information utilization and fixed computational budgets across token generation steps. To address these limitations, we proposed CARE, a cascaded reasoning framework that introduced progressive history encoding with a progressive attention mask for heterogeneous information and query-anchored reasoning for efficient compute enrichment. Experiments on three GR backbones and four datasets verified that CARE improved accuracy, diversity, and efficiency, and showed promising scalability.

CARE offers new opportunities for diverse recommendation via reasoning, which leaves many promising directions to explore. First, dynamic compute allocation may balance reasoning effort across different reasoning stages in large-scale deployments. Second, adaptive history selection, especially for the initial token generation, deserves careful design to achieve both accurate and diverse item generation. Third, studying the long-term behavioral impact of debiased GR could provide insights into mitigating echo chambers and improving fairness in practical systems.

A Appendix

A.1 Additional Empirical Evidence of Bias Amplification

Figure 11 illustrates the group token distribution of the third and fourth tokens on Games dataset, where we have similar observation as stated in Section 1: bias amplification issue. We highlight that the issue becomes more severe in the later tokens. Specifically, the normalized frequency of the most popular token group is amplified by 160%, 200%, 300%, and 325% times from first to the last tokens, respectively.

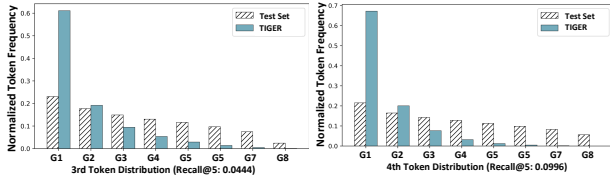


Figure 11: Illustration of bias amplification on the popular token groups of the 3rd and 4th token on Games dataset.

A.2 Additional Experimental Results

A.2.1 User Group Analysis. To further investigate whether our method can better capture complex user preferences, particularly for users with fewer interactions, we group users based on their interaction counts into four categories from Group 1 to Group 4, representing users from the densest to the sparsest interaction histories. On each of these user groups, we then evaluate two representative generative models, TIGER and LETTER, as well as their counterparts equipped with our reasoning framework. The results on the Games dataset are reported in Figure 12. We omit results from other datasets that exhibit similar trends to save space.

From the figures, we observe that: 1) All methods show a consistent performance decline from Group 1 to Group 4, which is reasonable because it is inherently more challenging to predict user preferences with sparser and more limited interaction history. Also, LETTER generally outperforms TIGER among the baselines, primarily because TIGER’s semantic IDs embed CF signals, relying on behaviors from similar users to infer individual user preferences. A similar trend can also be observed in Table 1 of the main results. 2) Our method consistently improves performance across all user groups. This verifies the effectiveness of CARE in enhancing preference modeling under varying levels of user sparsity.

A.2.2 Token Distribution of First and Second Tokens. In accordance with Section 4.3.2, additional token distributions of first and second token are presented in Figure 13. We can find that: 1) CARE alleviates the first and second tokens’ amplified bias, which is similar to that of the third and last token (*cf.* Section 4.3.2). Nonetheless, 2) it is noted that the mitigation of bias amplification on later tokens is more effective than that on the first token. One possible reason could be temporal user preference shifts, which increase the difficulty of generating the first token accurately, regardless of the information involved in reasoning. In light of this, we believe the first token generation requires careful design of reasoning to capture the significant potential user preference shift, which we leave as future work to explore.

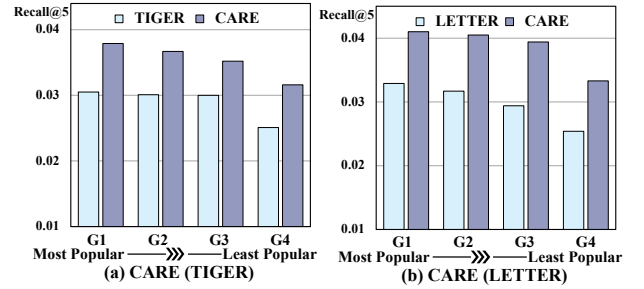


Figure 12: Performance on user groups on Games dataset. The groups are sorted by interaction numbers.

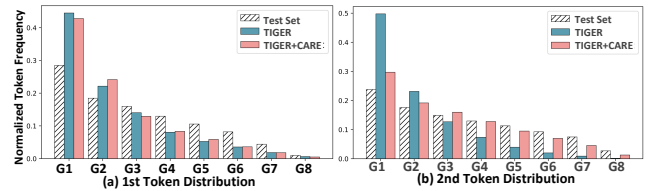


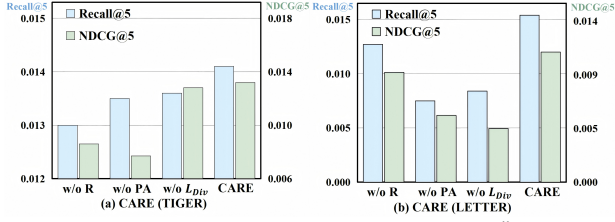
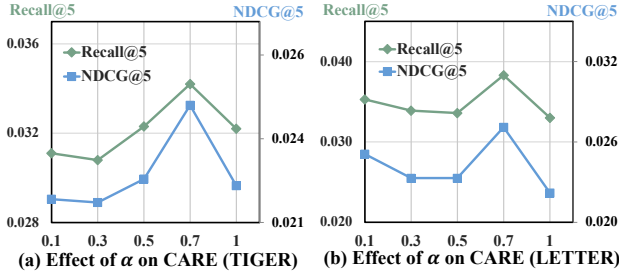
Figure 13: Illustration of alleviation of the bias amplification issue by comparing the test distribution, the generated token distributions from TIGER and CARE.

A.2.3 Ablations Study on MicroLens. The additional ablation study results on MicroLens are reported in Figure 14, where we have similar observations to those on Games dataset (*cf.* Section 4.4.2).

A.2.4 Effect of Diversity Loss Strength α . We vary α from 0.1 to 1 of CARE on the Games dataset as shown in Figure 15, where the x-axis represents α , y-axis represents Recall@5 and NDCG@5. From

Table 6: Performance comparison between baselines and CARE instantiated on parallel GR on Toys and MicroLens datasets. The bold results highlight the better performance in the comparison between the backbone models with and without CARE.

Dataset	Method	R@5	R@10	R@20	N@5	N@10	N@20	Dataset	Method	R@5	R@10	R@20	N@5	N@10	N@20
Toys	RPG	0.065	0.0842	0.1077	0.0493	0.0555	0.0614	MicroLens	RPG	0.0104	0.0133	0.0247	0.0061	0.0069	0.0097
	HSTU	0.0527	0.0662	0.0823	0.0385	0.0428	0.0469		HSTU	0.0098	0.0142	0.0203	0.0063	0.0077	0.0092
	ReaRec*	0.0167	0.0263	0.0422	0.0112	0.0143	0.0183		ReaRec*	0.0022	0.0027	0.0046	0.0014	0.0015	0.0020
	SETRec	0.0560	0.0866	0.1234	0.0358	0.0456	0.0549		SETRec	0.0121	0.0168	0.0319	0.0068	0.0083	0.0120
	+CARE	0.0585	0.0878	0.1243	0.0359	0.0453	0.0545		+CARE	0.0126	0.0172	0.0284	0.0069	0.0084	0.0112

**Figure 14: Ablation study on MicroLens dataset. “PA” denotes “Progressive Attention”.****Figure 15: Effect of α on Games dataset.**

the results, we can find that gradually strengthening the penalty on similar queries tends to improve recommendation quality (from 0.1 to 0.7). However, too much emphasis on diversity might inversely hurt the optimization of recommendation capability, thus degrading the performance ($\alpha = 1$). Empirically, we find that setting $\alpha = 0.7$ yields the best performance.

A.2.5 Additional Results on Parallel GR. The additional results of parallel GR on Toys and MicroLens datasets are presented in Figure 6. In addition to the similar observations from that on Games and Sports (Table 2), we find that instantiating CARE on SETRec sometimes might yield inferior performance *w.r.t.* NDCG@K. One possible reason might be the characteristics of the grounding mechanism employed in SETRec. Specifically, the parallel generated item tokens are grounded to the item by linearly combining the scores from the CF token and the semantic tokens. Since the semantic tokens share the same weights in combination, the additional reasoning of CARE might lack diversity and limit the distinctions between each token’s semantics, thereby hurting the relative ranking of the recommendations.

A.2.6 Further Analysis of Baseline Performance. We present the detailed analysis of the baseline comparisons in Table 1:

- Among the two generative methods, LETTER typically achieves better performance than TIGER. This is primarily attributed to two reasons: 1) During the learning of semantic IDs, LETTER incorporates collaborative filtering (CF) information, which

encourages semantic IDs to simultaneously capture the rich semantics and co-occurrence patterns of items. Consequently, items with similar interactions acquire similar semantic IDs. 2) To foster more diverse item generation, LETTER promotes token utilization within semantic IDs, thereby enabling the model to enhance generation diversity by producing a wider variety of tokens.

A.2.7 Comparison of Efficiency Between CARE instantiated on TIGER and LETTER. An interesting finding from Table 4 is that LETTER requires less inference time than TIGER. We hypothesize that the reason for this is the more concentrated token distribution in TIGER’s semantic IDs, whereas the semantic IDs in LETTER exhibit greater diversity [37]. This discrepancy leads to a less balanced Trie structure for semantic ID generation in TIGER. Consequently, the frequent inability to find a valid next token triggers numerous complex backtracking operations during beam search, which leads to significant CPU-side overhead and substantially increases the inference time.

A.3 Detailed Experimental Settings

A.3.1 Detailed Description for Baselines. We present the detailed descriptions of the traditional baselines below. 1) **SASRec** [16] is one of the most representative sequential recommendation method, which adopts a unidirectional transformer model to capture sequential patterns in user behavior. 2) **GRU4Rec** [9] utilizes recurrent networks for sequential recommendation. 3) **CASER** [34] extracts sequential features from item ID inputs via convolutional filters.

A.3.2 Implementation Details of Baselines. For traditional baseline models (SASRec [16], GRU4Rec [9], CASER [34]), we search the learning rate in the range of $\{1e^{-3}, 1e^{-4}\}$ and the decay in the range of $\{1e^{-4}, 1e^{-5}, 1e^{-6}\}$.

For the other baseline models, all learning rates are constrained within the range of $\{1e^{-3}, 5e^{-4}, 3e^{-4}, 1e^{-4}\}$. In addition, we also tune the hyperparameters of these baselines according to the recommendations in the original papers. 1) **RPG** [11]: we use **sentence-t5-base** [27] as the semantic encoder. We tune the temperature $\tau \in \{0.07\}$ and semantic ID length $m \in \{32\}$. 2) **HSTU** [42]: To ensure the fairness of the experiments, we increase the parameter count of HSTU to 0.5B by enlarging the encoder QKV dimension to 896 and increasing the number of attention heads to 14. 3) **SETRec** [20]: We select n_{sem} and β from $\{1, 2, 3, 4\}$ and $\{0, 0.1, 0.2, 0.3, 0.4, 0.5, 0.6, 0.7, 0.8, 0.9, 1.0\}$, where n_{sem} denotes the number of semantic queries and β denotes the hyperparameter of the fusion weight between collaborative filtering signals and semantic signals. 4) **ReaRec** [33]: Inspired by ReaRec,

we implement ReaRec using SETRec. Specifically, we set n_{sem} in SETRec to 0 to retain only the collaborative filtering signals, while keeping the other hyperparameters identical to those of SETRec. 5) **SPRec** [5]: the total number of iterations is set to 5, with each SFT and DPO phase trained for 1 epoch.

Table 7: Datasets statistics. “Int.” denotes “interactions”.

	# Train Int.	# Valid Int.	# Test Int.	# Item
Games	201,612	25,201	25,202	11,036
Sports	181,476	22,684	22,685	16,002
Toys	112,754	14,094	14,095	11,251
MicroLens	60,100	9,035	9,120	5,326

To implement the autoregressive GR backbone (TIGER and LETTER), we follow the settings in [37]. Specifically, for item tokenization, we use RQ-VAE to present each item with a semantic ID of length $l = 4$. For the generative recommender, we use Qwen2.5-0.5B as the backbone, and search the learning rate in the range of $\{1e^{-3}, 5e^{-4}, 3e^{-4}, 1e^{-5}\}$, respectively.

References

- [1] Keqin Bao, Jizhi Zhang, Yang Zhang, Xinyue Huo, Chong Chen, and Fuli Feng. 2024. Decoding matters: Addressing amplification bias and homogeneity issue for llm-based recommendation. *arXiv preprint arXiv:2406.14900* (2024).
- [2] Millennium Bismay, Xiangjue Dong, and James Caverlee. 2025. Reasoningrec: Bridging personalized recommendations and human-interpretable explanations through llm reasoning. In *Findings of the Association for Computational Linguistics: NAACL 2025*. 8132–8148.
- [3] Sunhao Dai, Chen Xu, Shicheng Xu, Liang Pang, Zhenhua Dong, and Jun Xu. 2024. Bias and unfairness in information retrieval systems: New challenges in the llm era. In *Proceedings of the 30th ACM SIGKDD Conference on Knowledge Discovery and Data Mining*. 6437–6447.
- [4] Isabel O Gallegos, Ryan A Rossi, Joe Barrow, Md Mehrab Tanjim, Sungchul Kim, Franck Dernoncourt, Tong Yu, Ruiyi Zhang, and Nesreen K Ahmed. 2024. Bias and fairness in large language models: A survey. *Computational Linguistics* 50, 3 (2024), 1097–1179.
- [5] Chongming Gao, Ruijun Chen, Shuai Yuan, Kexin Huang, Yuanqing Yu, and Xiangnan He. 2025. Sprec: Self-play to debias llm-based recommendation. In *WWW*. 5075–5084.
- [6] Hao Gu, Rui Zhong, Yu Xia, Wei Yang, Chi Lu, Peng Jiang, and Kun Gai. 2025. R4ec: A Reasoning, Reflection, and Refinement Framework for Recommendation Systems. In *Proceedings of the Nineteenth ACM Conference on Recommender Systems*. 411–421.
- [7] Daya Guo, Dejian Yang, Haowei Zhang, Junxiao Song, Ruoyu Zhang, Runxin Xu, Qihao Zhu, Shirong Ma, Peiyi Wang, Xiao Bi, et al. 2025. Deepseek-r1: Incentivizing reasoning capability in llms via reinforcement learning. *arXiv:2501.12948* (2025).
- [8] Ruining He, Lukasz Heldt, Lichan Hong, Raghunandan Keshavan, Shifan Mao, Nikhil Mehta, Zhengyang Su, Alicia Tsai, Yueqi Wang, Shao-Chuan Wang, et al. 2025. PLUM: Adapting Pre-trained Language Models for Industrial-scale Generative Recommendations. *arXiv preprint arXiv:2510.07784*.
- [9] Balázs Hidasi, Alexandros Karatzoglou, Linas Baltrunas, and Domonkos Tikk. 2016. Session-based Recommendations with Recurrent Neural Networks. In *International Conference on Learning Representations (ICLR)*.
- [10] Yimin Hou, Yue Kou, Derong Shen, Xiangmin Zhou, Dong Li, Tiezheng Nie, and Ge Yu. 2025. LeadFairRec: LLM-enhanced Discriminative Counterfactual Debiasing for Two-sided Fairness in Recommendation. In *Proceedings of the 34th ACM International Conference on Information and Knowledge Management*. 867–876.
- [11] Yupeng Hou, Jiacheng Li, Ashley Shin, Jinsung Jeon, Abhishek Santhanam, Wei Shao, Kaveh Hassani, Ning Yao, and Julian McAuley. 2025. Generating Long Semantic IDs in Parallel for Recommendation. In *Proceedings of the 31st ACM SIGKDD Conference on Knowledge Discovery and Data Mining (KDD '25)*. Association for Computing Machinery, New York, NY, USA. doi:10.1145/3711896.3736979
- [12] Wenye Hua, Shuyuan Xu, Yingqiang Ge, and Yongfeng Zhang. 2023. How to Index Item IDs for Recommendation Foundation Models. *arXiv:2305.06569*.
- [13] Ziqi Huang, Ning Yu, Gordon Chen, Haonan Qiu, Paul Debevec, and Ziwei Liu. 2025. Vchain: Chain-of-visual-thought for reasoning in video generation. *arXiv:2510.05094*.
- [14] Meng Jiang, Keqin Bao, Jizhi Zhang, Wenjie Wang, Zhengyi Yang, Fuli Feng, and Xiangnan He. 2024. Item-side fairness of large language model-based recommendation system. In *Proceedings of the ACM Web Conference 2024*. 4717–4726.
- [15] Jeff Johnson, Matthijs Douze, and Hervé Jégou. 2019. Billion-scale similarity search with GPUs. *IEEE Transactions on Big Data* 7, 3 (2019), 535–547.
- [16] Wang-Cheng Kang and Julian McAuley. 2018. Self-attentive sequential recommendation. In *2018 IEEE International Conference on Data Mining (ICDM)*. IEEE, 197–206.
- [17] Doyup Lee, Chiheon Kim, Saehoon Kim, Minsu Cho, and Wook-Shin Han. 2022. Autoregressive image generation using residual quantization. In *CVPR*. 11523–11532.
- [18] Yaniv Leviathan, Matan Kalman, and Yossi Matias. 2023. Fast inference from transformers via speculative decoding. In *ICML*. PMLR, 19274–19286.
- [19] Yunzhe Li, Junting Wang, Hari Sundaram, and Zhining Liu. 2025. LLM-RecG: A Semantic Bias-Aware Framework for Zero-Shot Sequential Recommendation. In *Proceedings of the Nineteenth ACM Conference on Recommender Systems*. 237–246.
- [20] Xinyu Lin, Haihan Shi, Wenjie Wang, Fuli Feng, Qifan Wang, See-Kiong Ng, and Tat-Seng Chua. 2025. Order-agnostic identifier for large language model-based generative recommendation. In *SIGIR*. 1923–1933.
- [21] Zijie Lin, Yang Zhang, Xiaoyan Zhao, Fengbin ZHU, Fuli Feng, and Tat-Seng Chua. 2025. IGD: Token Decisiveness Modeling via Information Gain in LLMs for Personalized Recommendation. In *The Thirty-ninth Annual Conference on Neural Information Processing Systems*. <https://openreview.net/forum?id=ygNaCTGUWj>
- [22] Enze Liu, Bowen Zheng, Xiaolei Wang, Wayne Xin Zhao, Jinpeng Wang, Sheng Chen, and Ji-Rong Wen. 2025. LARES: Latent Reasoning for Sequential Recommendation. *arXiv preprint arXiv:2505.16865* (2025).
- [23] Fei Liu, Xinyu Lin, Hanchao Yu, Mingyuan Wu, Jianyu Wang, Qiang Zhang, Zhuokai Zhao, Yinglong Xia, Yao Zhang, Weiwei Li, et al. 2025. Recoworld: Building simulated environments for agentic recommender systems. *arXiv:2509.10397*.
- [24] Jiahao Liu, Xueshuo Yan, Dongsheng Li, Guangping Zhang, Hansu Gu, Peng Zhang, Tun Lu, Li Shang, and Ning Gu. 2025. Improving llm-powered recommendations with personalized information. In *Proceedings of the 48th International ACM SIGIR Conference on Research and Development in Information Retrieval*. 2560–2565.
- [25] Sijin Lu, Zhibo Man, Fangyuan Luo, and Jun Wu. 2025. Dual Debiasing in LLM-based Recommendation. In *Proceedings of the 48th International ACM SIGIR Conference on Research and Development in Information Retrieval*. 2685–2689.
- [26] Niklas Muennighoff, Zitong Yang, Weijia Shi, Xiang Lisa Li, Li Fei-Fei, Hannaneh Hajishirzi, Luke Zettlemoyer, Percy Liang, Emmanuel Candès, and Tatsunori B Hashimoto. 2025. s1: Simple test-time scaling. In *EMNLP*. 20286–20332.
- [27] Jianmo Ni, Gustavo Hernandez Abrego, Noah Constant, Ji Ma, Keith Hall, Daniel Cer, and Yinfei Yang. 2022. Sentence-T5: Scalable Sentence Encoders from Pretrained Text-to-Text Models. In *Findings of the Association for Computational Linguistics*.
- [28] Yilun Qiu, Xiaoyan Zhao, Yang Zhang, Yimeng Bai, Wenjie Wang, Hong Cheng, Fuli Feng, and Tat-Seng Chua. 2025. Measuring What Makes You Unique: Difference-Aware User Modeling for Enhancing LLM Personalization. In *Findings of the Association for Computational Linguistics: ACL 2025*, Wanxiang Che, Joyce Nabende, Ekaterina Shutova, and Mohammad Taher Pilehvar (Eds.).
- [29] Alec Radford, Karthik Narasimhan, Tim Salimans, Ilya Sutskever, et al. 2018. Improving language understanding by generative pre-training. (2018).
- [30] Shashank Rajput, Nikhil Mehta, Anima Singh, Raghunandan Hulikal Keshavan, Trung Vu, Lukasz Heldt, Lichan Hong, Yi Tay, Vinh Tran, Jonah Samost, et al. 2023. Recommender systems with generative retrieval. *NeurIPS* 36, 10299–10315.
- [31] Shahnewaz Karim Sakib and Anindya Bijoy Das. 2024. Challenging Fairness: A comprehensive exploration of bias in llm-based recommendations. In *2024 IEEE International Conference on Big Data (BigData)*. IEEE, 1585–1592.
- [32] Charlie Victor Snell, Jaehoon Lee, Kelvin Xu, and Aviral Kumar. 2025. Scaling LLM test-time compute optimally can be more effective than scaling parameters for reasoning. In *ICLR*.
- [33] Jiakai Tang, Sunhao Dai, Teng Shi, Jun Xu, Xu Chen, Wen Chen, Jian Wu, and Yuning Jiang. 2025. Think before recommend: Unleashing the latent reasoning power for sequential recommendation. *arXiv:2503.22675* (2025).
- [34] Jiayi Tang and Ke Wang. 2018. Personalized Top-N Sequential Recommendation via Convolutional Sequence Embedding. In *Proceedings of the Eleventh ACM International Conference on Web Search and Data Mining (WSDM)*. ACM, 565–573.
- [35] Ashish Vaswani, Noam Shazeer, Niki Parmar, Jakob Uszkoreit, Llion Jones, Aidan N Gomez, Lukasz Kaiser, and Illia Polosukhin. 2017. Attention is all you need. *NeurIPS* 30 (2017).
- [36] Ruoxi Wang, Bin Fu, Gang Fu, and Mingliang Wang. 2017. Deep & cross network for ad click predictions. In *Proceedings of the ADKDD'17*. 1–7.
- [37] Wenjie Wang, Honghui Bao, Xinyu Lin, Jizhi Zhang, Yongqi Li, Fuli Feng, See-Kiong Ng, and Tat-Seng Chua. 2024. Learnable item tokenization for generative recommendation. In *CIKM*. 2400–2409.
- [38] Ziyang Wang, Yingpeng Du, Zhu Sun, Haoyan Chua, Kaidong Feng, Wenya Wang, and Jie Zhang. 2025. Re2llm: reflective reinforcement large language model for session-based recommendation. In *Proceedings of the AAAI Conference on Artificial Intelligence*, Vol. 39. 12827–12835.

- [39] Shiguang Wu, Zhaochun Ren, Xin Xin, Jiyuan Yang, Mengqi Zhang, Zhumin Chen, Maarten de Rijke, and Pengjie Ren. 2025. Constrained Auto-Regressive Decoding Constrains Generative Retrieval. In *SIGIR*. 2429–2440.
- [40] An Yang, Baosong Yang, Beichen Zhang, Binyuan Hui, Bo Zheng, Bowen Yu, Chengyuan Li, Dayiheng Liu, Fei Huang, Haoran Wei, et al. 2024. Qwen2. 5 Technical Report. *arXiv:2412.15115* (2024).
- [41] Weiqi Yue, Yuyu Yin, Xin Zhang, Binbin Shi, Tingting Liang, and Jian Wan. 2025. CoT4Rec: Revealing User Preferences Through Chain of Thought for Recommender Systems. In *Proceedings of the AAAI Conference on Artificial Intelligence*, Vol. 39. 13142–13151.
- [42] Jiaqi Zhai, Lucy Liao, Xing Liu, Yueming Wang, Rui Li, Xuan Cao, Leon Gao, Zhaojie Gong, Fangda Gu, Michael He, Yinghai Lu, and Yu Shi. 2024. Actions Speak Louder than Words: Trillion-Parameter Sequential Transducers for Generative Recommendations. In *International Conference on Machine Learning (ICML)*.
- [43] Jizhi Zhang, Keqin Bao, Yang Zhang, Wenjie Wang, Fuli Feng, and Xiangnan He. 2023. Is chatgpt fair for recommendation? evaluating fairness in large language model recommendation. In *Proceedings of the 17th ACM Conference on Recommender Systems*. 993–999.
- [44] Junjie Zhang, Beichen Zhang, Wenqi Sun, Hongyu Lu, Wayne Xin Zhao, Yu Chen, and Ji-Rong Wen. 2025. Slow Thinking for Sequential Recommendation. *arXiv preprint arXiv:2504.09627* (2025).
- [45] Yang Zhang, Wenxin Xu, Xiaoyan Zhao, Wenjie Wang, Fuli Feng, Xiangnan He, and Tat-Seng Chua. 2025. Reinforced Latent Reasoning for LLM-based Recommendation. *arXiv:2505.19092* (2025).
- [46] Jujia Zhao, Yumeng Wang, Zhaochun Ren, and Suzan Verberne. 2025. Model Meets Knowledge: Analyzing Knowledge Types for Conversational Recommender Systems. In *Proceedings of the Nineteenth ACM Conference on Recommender Systems*. 802–811.
- [47] Keyu Zhao, Fengli Xu, and Yong Li. 2025. Reason-to-Recommend: Using Interaction-of-Thought Reasoning to Enhance LLM Recommendation. *arXiv preprint arXiv:2506.05069* (2025).
- [48] Guorui Zhou, Jiaxin Deng, Jinghao Zhang, Kuo Cai, Lejian Ren, Qiang Luo, Qianqian Wang, Qigen Hu, Rui Huang, Shiyao Wang, et al. 2025. OneRec Technical Report. *arXiv preprint arXiv:2506.13695* (2025).
- [49] Yuqi Zhou, Sunhao Dai, Liang Pang, Gang Wang, Zhenhua Dong, Jun Xu, and Ji-Rong Wen. 2025. Exploring the escalation of source bias in user, data, and recommender system feedback loop. In *Proceedings of the 48th International ACM SIGIR Conference on Research and Development in Information Retrieval*. 1676–1686.
- [50] Jie Zhu, Zhifang Fan, Xiaoxie Zhu, Yuchen Jiang, Hangyu Wang, Xintian Han, Haoran Ding, Xinmin Wang, Wenlin Zhao, Zhen Gong, et al. 2025. Rankmixer: Scaling up ranking models in industrial recommenders. In *CIKM*. 6309–6316.