

EFFICIENT INVESTMENT IN MULTI-AGENT MODELS OF PUBLIC TRANSPORTATION

MARTIN BULLINGER, EDITH ELKIND, AND KASSIAN KÖCK

ABSTRACT. We study two stylized, multi-agent models aimed at investing a limited, indivisible resource in public transportation. In the first model, we face the decision of which potential stops to open along a (e.g., bus) path, given agents' travel demands. While it is known that utilitarian optimal solutions can be identified in polynomial time, we find that computing approximately optimal solutions with respect to egalitarian welfare is \mathcal{NP} -complete. This is surprising as we operate on the simple topology of a line graph.

In the second model, agents navigate a more complex network modeled by a weighted graph where edge weights represent distances. We face the decision of improving travel time along a fixed number of edges. We provide a polynomial-time algorithm that combines Dijkstra's algorithm with a dynamical program to find the optimal decision for one or two agents. By contrast, if the number of agents is variable, we find \mathcal{NP} -completeness and inapproximability results for utilitarian and egalitarian welfare. Moreover, we demonstrate implications of our results for a related model of railway network design.

Keywords: Public transport, Egalitarian welfare, Utilitarian welfare, Dijkstra's algorithm

1. Introduction

Urban transport is not merely a means of moving people from one place to another; rather, it plays a crucial role in enabling the efficient functioning of, and access to, wealth-generating activities, thereby contributing to overall societal welfare (Banister, 2006). As cities continue to grow and urban areas become increasingly denser, it has often been said that transport planning is at a crisis point and that it underestimates key challenges faced by urban planners (Banister, 2008). In particular, the problems of congestion, environmental impact, and unequal access to services have spurred a significant body of research focused on optimizing transit systems (Nnene et al., 2023).

Early studies in urban planning and public policy have demonstrated that a focus on minimizing travel time or reducing operational costs often overlooks important aspects of service quality, such as the equitable distribution of transit resources among diverse population groups (Litman, 2017). This evolving understanding underscores the necessity for transit planning frameworks that balance efficiency with social equity, ensuring that improvements in operational performance do not come at the expense of marginalized communities (Sánchez et al., 2003).

This issue could be phrased in terms of utilitarian vs. egalitarian social welfare. Indeed, utilitarian welfare aims to maximize overall societal benefit by focusing on aggregate well-being. In the context of public transportation, this approach would prioritize efficiency and productivity by reducing total travel times, lowering operational costs, and increasing service frequency to optimize mobility for the greatest number of users (Vickrey, 1969). However, while utilitarian principles can lead to highly efficient systems, they may also inadvertently reinforce inequalities, as they tend to favor high-demand areas and neglect regions with lower population densities or reduced economic activity (Amaral et al., 2009). On the other hand, egalitarian welfare prioritizes fairness and the equitable distribution of resources, ensuring that no individual or group is disproportionately disadvantaged (Rawls, 1971). In transportation planning, this means designing systems that provide access not only for those in high-density, economically vibrant areas but also for individuals in lower-income or remote communities (Behbahani et al., 2019). Equity-based transit planning ensures an inclusive urban environment where mobility is a right accessible to all, rather than a privilege enjoyed primarily by those in well-served regions (Behbahani et al., 2019).

Martin Bullinger, School of Engineering Mathematics and Technology, University of Bristol, Bristol, United Kingdom, martin.bullinger@cs.ox.ac.uk, Edith Elkind, School of Engineering, Northwestern University, Evanston, USA, edith.elkind@northwestern.edu, Kassian Köck, School of Computation, Information and Technology, Technical University of Munich, Munich, Germany, kassian.koeck@tum.de.

We study both notions of welfare in two stylized, multi-agent models. The first one models the setting where a bus traverses its route and a central authority has to decide where to open bus stops. Agents specify between which locations they would like to travel. This question was recently conceptualized by Bullinger et al. (2025) who aimed at a utilitarian-efficient and proportionally fair solution. In particular, they provide a dynamic program allowing to maximize utilitarian welfare in polynomial time. However, they also show that utilitarian efficiency and a weak notion of proportional fairness are incompatible. An alternative solution to combine efficiency and fairness is to optimize egalitarian welfare. Clearly, minimizing such a quantitative measure on a finite solution space guarantees the existence of solutions. However, we show that maximizing egalitarian welfare is \mathcal{NP} -complete. This is somewhat surprising as we operate on the simple topology of a line graph. Even more, we show that approximating egalitarian welfare by a factor of less than 2 is intractable.

Our second model concerns the scenario of traveling within a transportation network as modeled by a weighted graph, where edge weights correspond to travel times. A global decision maker has to decide on investments in a limited number of edges to reduce the travel time to a fraction of α . We first study the question of finding the optimal investments to reduce the travel time for a single agent. For instance, this can be applied to identify the optimal investments to connect major transportation hubs. We develop a dynamic programming variant of Dijkstra’s algorithm where we iteratively identify optimal travel distances to a given destination with a fixed budget. This yields a polynomial-time algorithm. We demonstrate the power of this algorithm by applying it to solve the (utilitarian and egalitarian) optimization problem when simultaneously traversing routes for two agents in polynomial time. However, if the number of agents is not fixed, the task becomes much harder. A first indication for this is that two natural greedy algorithms do not yield a better worst-case approximation guarantee than the trivial solution of not investing at all. Formally, we prove several computational hardness results: First, for any $\alpha \in [0, 1)$, both maximizing utilitarian or egalitarian welfare is \mathcal{NP} -hard. Second, if $\alpha = 0$, i.e., if an investment into an edge reduces the travel time to 0, then achieving any finite approximation guarantee of utilitarian or egalitarian welfare cannot be computed in polynomial time unless $\mathcal{P} = \mathcal{NP}$. Third, if $\alpha \in (0, 1)$, then approximating egalitarian welfare by a factor of more than $\frac{\alpha+1}{2\alpha}$ cannot be done in polynomial time unless $\mathcal{P} = \mathcal{NP}$. Note that this expression is upper bounded by 2 and converges to 1 when α converges to 1. Hence, the decision maker in our second model faces strong computational challenges.

2. Related Work

A prominent framework for the practical and theoretical study of public transport are multi-objective vehicle routing problems (VRPs) (Jozefowiez et al., 2008). For example, Jozefowiez et al. (2009) introduce a bi-objective VRP framework that aims to minimize both the total route length and the imbalance across routes, defined as the difference between the longest and shortest route lengths.

In addition to VRPs, substantial research has focused on optimizing existing transportation schedules to balance operator and passenger costs. For instance, Yu et al. (2011) propose a mathematical model to determine optimal bus headways, factoring in constraints such as passenger demand, vehicle capacity, and operational resources, to minimize waiting, boarding, and operating costs. Building upon this, Huang et al. (2020) develop a real-time dynamic route optimization framework for customized bus services. Their approach prioritizes both customer satisfaction and operator profitability by allowing flexible route adjustments to accommodate real-time requests. Yan et al. (2012), on the other hand, target schedule stability by introducing optimal slack times into bus schedules to minimize deviations.

While these scheduling innovations address general transit challenges, a more specialized application can be found in the school bus routing problem. It focuses on transporting students from scattered pick-up points to a common school location. Konstantinos and Dimitra (2023) employ Dijkstra’s algorithm to optimize route starting points, reducing total student travel time, walking distances, and bus fleet size. However, in contrast to our setting, their algorithm does not have to adhere to dependencies of the edge weights on the undertaken investments. Similarly, Arias-Rojas et al. (2012) apply an ant colony optimization metaheuristic to achieve efficient routing under complex constraints. Moreover, applying our variant of Dijkstra’s algorithm for navigating two agents has a similar flavor as the disjoint-paths problem, which is known to be fixed-parameter tractable with respect to the number of terminal pairs (Robertson and Seymour, 1995).

Recent studies pivot towards stylistic models for designing transportation networks based on specific demand profiles. Most related to our first setting, Bullinger et al. (2025) explore the placement of bus

stops along a linear route, introducing fairness as a key metric alongside total travel time. Their approach is rooted in facility location theory (Chan et al., 2021) and proportional fairness in computational social choice (Lackner and Skowron, 2023). A special case of their model, where $\alpha = 0$ and only two bus stops are built, is considered by Chan and Wang (2023). Moreover, the same cost function is also applied by Fukui et al. (2020). In contrast to our work, Chan and Wang (2023) and Fukui et al. (2020) focus on strategic manipulation.

Similar to our second model, He et al. (2024) define a model for railway network design. They consider a continuous variety of welfare notions interpolating between utilitarian and egalitarian welfare. Their paper focuses on an empirical analysis of railway systems in nine countries. In their theoretical treatment, they find a hardness for the restricted setting where taking certain routes has infinite cost. In Section C, we discuss the exact formal relationship between our and their model, and show how some of our hardness and inapproximability results for fixed cost parameters extend to their setting. Lin and Mouratidis (2015) study a similar model aimed at maximizing the utilitarian welfare under budget-constrained edge upgrades. They provide practical heuristics based on the iterative consideration of paths and test them experimentally. Our results complement their work by providing theoretical results that give insights in running time guarantees when solving such an optimization problem.

Upgrading a limited number of edges in a network has also been considered for related network optimization problems. Campbell et al. (2006) pursue the goal to minimize worst-case travel times in a network as measured by its diameter or radius; in contrast to our demand-driven welfare objectives, this leads to an all-pairs minimax guarantee. Moreover, Duque et al. (2013) model network transit with a budget-constrained minimum cost flow problem. Vertices can demand or supply flow and the goal is to obtain a minimum cost flow when upgrading edges subject to a budget constraint. In principle, edges can have several upgrade levels at different costs. They provide an integer program formulation of their model, prove general \mathcal{NP} -hardness, and then introduce and analyze two heuristics to solve the problem. While our models share the investment of a limited resource, our approach differs fundamentally. Modeling travel as a network flow leads to a global optimization of the network, which does not incorporate relationships between the specific start and end of a trip. Finally, Landete et al. (2023) study budgeted edge upgrading for the graphical traveling salesman problem. Similar to Duque et al. (2013), they allow for multiple upgrade levels with different costs and benefits.

3. Preliminaries

For a positive integer i , we write $[i] := \{1, \dots, i\}$ and $[i]_0 := \{0, \dots, i\}$. We represent multisets by $\{\{\cdot\}\}$ and multiset inclusion by \sqsubseteq . Consider a weighted graph (V, E, w) , where $w : E \rightarrow \mathbb{Q}_0^+$. Let $u, v \in V$. We denote by $P(u, v)$ the set of all *paths* connecting u and v , and for a path p (represented by its edges), we write $w(p) = \sum_{e \in p} w(e)$. We denote by $N(u) := \{v \in V : \{u, v\} \in E\}$ the set of *neighbors* of v .

An instance $\mathcal{H} = \langle E, \mathcal{A}, \alpha, \beta \rangle$ of the *path transit problem* (PTP) is given by a finite¹ set of m potential bus stop locations $E \subseteq \mathbb{Q}$, a multi-set $\mathcal{A} = \{(s_1, t_1), \dots, (s_n, t_n)\} \subseteq \mathbb{Q}^2$ of n agents with $s_i \leq t_i$ for each agent i , a discount factor $\alpha \in [0, 1]$, and a budget $\beta \in \mathbb{N}$. A *solution* is a subset of bus stops $S \subseteq E$ it is considered *feasible* if $|S| \leq \beta$.

An instance $\mathcal{H} = \langle G, \mathcal{A}, \alpha, \beta \rangle$ of the *network transit problem* (NTP) is given by a weighted graph $G = (V, E, w)$, where $w : E \rightarrow \mathbb{Q}_0^+$, a multi-set of n agents $\mathcal{A} \subseteq V^2$, a discount factor $\alpha \in [0, 1]$, and a budget $\beta \in \mathbb{N}$. A *solution* is a subset of edges $S \subseteq E$; it is considered *feasible* if $|S| \leq \beta$. We assume without loss of generality that the graph G is connected; otherwise, the disconnected subgraphs can be treated separately.

For an agent $a = (s, t) \in \mathcal{A}$, the points s and t are called the *terminals* of a ; the *set of terminals* is $\theta(\mathcal{A}) := \{s, t : (s, t) \in \mathcal{A}\}$. The *walking cost* is $d(a) := t - s$ in the PTP, and $d(a) := \min_{p \in P(u, v)} w(p)$ in the NTP. Consider a solution $S \subseteq E$. In the PTP, the *bus cost* of a for S is defined as $\delta_S(a) := \min\{\min_{v_1, v_2 \in S} \{|s - v_1| + \alpha|v_2 - v_1| + |t - v_2|\}, d(a)\}$ where the inner term is infinite if $|S| < 2$. For the NTP, $\delta_S(a) := \min_{p \in P(u, v)} w_S(p)$ where $w_S(e) := \alpha \cdot w(e)$ if $e \in S$ and $w^S(e) = w(e)$ otherwise.

The *egalitarian* (respectively, *utilitarian*) cost of a solution S is defined as $c^{(\text{EG})}(S) := \max_{a \in \mathcal{A}} \delta_S(a)$ (respectively, $c^{(\text{UT})}(S) := \sum_{a \in \mathcal{A}} \delta_S(a)$). We use the superscript \star to denote analogous treatment of both (EG) and (UT), e.g., $c^\star = c^{(\text{EG})}/c^{(\text{UT})}$.

¹We further discuss the finiteness assumption at the end of Section 4.

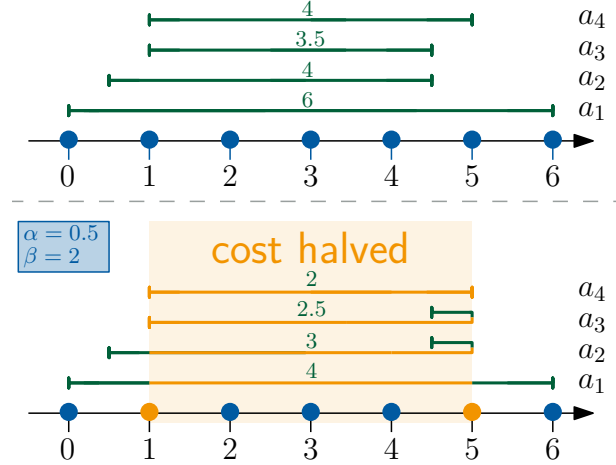


FIGURE 1. Illustration of the path transit problem. The upper panel displays agent routes, potential bus stops, and walking cost, while the lower panel presents the solution $S_1 = \{1, 5\}$ (marked in orange) with its corresponding travel costs.

We consider the problem of selecting a set of bus stops (in PTP) or a set of discounted edges (in NTP) so as to minimize the (egalitarian or utilitarian) cost. Formally, an instance $\mathcal{I} = \langle \mathcal{H}, \kappa \rangle$ of *PTP with egalitarian objective* (denoted $\text{PTP}^{(\text{EG})}$) or *PTP with utilitarian objective* (denoted $\text{PTP}^{(\text{UT})}$) is given by an instance \mathcal{H} of PTP and a *cost target* $\kappa \in \mathbb{Q}_0^+$. We say that \mathcal{I} is a Yes-instance of PTP^* if there exists a feasible solution $S \subseteq E$ such that $c^*(S) \leq \kappa$. We define $\text{NTP}^{(\text{EG})}$ and $\text{NTP}^{(\text{UT})}$ analogously.

For a PTP instance \mathcal{H} , the *optimal cost target* $\kappa_{\text{opt}}^*(\mathcal{H})$ is the smallest value of κ such that $\langle \mathcal{H}, \kappa \rangle$ is a Yes-instance of PTP^* , with $\kappa_{\text{opt}}^* := \min_{S \subseteq E, |S| \leq \beta} c^*(S)$. For a $\gamma \geq 1$, an algorithm is called a γ -*approximation algorithm* for PTP^* if, for any PTP instance \mathcal{H} , it produces a feasible solution $S(\mathcal{H})$ with cost $c^*(S(\mathcal{H})) \leq \gamma \cdot \kappa_{\text{opt}}^*(\mathcal{H})$. PTP^* is said to be γ -*inapproximable* if no γ -approximation algorithm exists, unless $\mathcal{P} = \mathcal{NP}$. It is said to be *inapproximable* if it is γ -inapproximable for every $\gamma \geq 1$. These definitions extend naturally to the NTP.

To illustrate our models, we provide examples for both objectives for the PTP and the NTP.

Example 1. Consider an instance $\langle E, \mathcal{A}, \alpha, \beta \rangle$ of PTP with four agents $\mathcal{A} = \{a_1, a_2, a_3, a_4\}$ given by terminal pairs $a_1 = (0, 6)$, $a_2 = (0.5, 4.5)$, $a_3 = (1, 4.5)$, and $a_4 = (1, 5)$; see Figure 1 for an illustration. Potential bus stops can be established at integer locations from 0 to 6, i.e., $E = [6]_0$. We have a discount factor of $\alpha = 0.5$, so that bus travel is half as costly as walking, and a budget of $\beta = 2$ to establish bus stops. The agents' initial walking distances $d(A)$, i.e., trip lengths if no bus is taken, are the Euclidean distances between their terminals given by $(6, 4, 3.5, 4)$.

Consider the feasible solution $S_1 = \{1, 5\}$. Under S_1 , it is optimal for agent a_3 to board the bus at 1, ride from 1 to 5 (costing $0.5 \cdot 4$), and then walk back 0.5 units to reach 4.5. Hence $\delta_{S_1}(a_3) = 0.5 \cdot 4 + 0.5 = 2.5$, and in fact $\delta_{S_1} = (4, 3, 2.5, 2)$. This yields an egalitarian cost of $c^{(\text{EG})}(S_1) = 4$ and a utilitarian cost of $c^{(\text{UT})}(S_1) = 11.5$. By contrast, choosing $S_2 = \{0, 5\}$ gives every agent a travel cost of 3.5, so $c^{(\text{EG})}(S_2) = 3.5$, while $c^{(\text{UT})}(S_2) = 14$. One may verify that S_1 is optimal with respect to the utilitarian objective, while S_2 minimizes the egalitarian objective. \triangleleft

Example 2. We illustrate the NTP on an instance $\langle G, \mathcal{A}, \alpha, \beta \rangle$. The underlying graph is as in Figure 2. We have two agents $a_1 = (s, t)$ and $a_2 = (s', t')$ traversing this graph. We consider $\alpha = 0$, i.e., discounted edges incur no cost, and a budget of $\beta = 1$. If no edges are discounted, then each agent's walking cost equals the weight of their shortest path, namely $d(a_1) = 10$ and $d(a_2) = 13$. A natural heuristic to identify a single edge to discount cost might be to select the heaviest edge (of weight 6) on some agent's shortest route, reducing a_2 's cost to 7. However, the utilitarian and egalitarian optimal cost for a single-edge removal is attained by eliminating the dashed edge of weight 10 marked in the figure. This yields travel costs of 4 and 5 for a_1 and a_2 . This example underscores how a single modification can simultaneously alter multiple agents' routes. \triangleleft

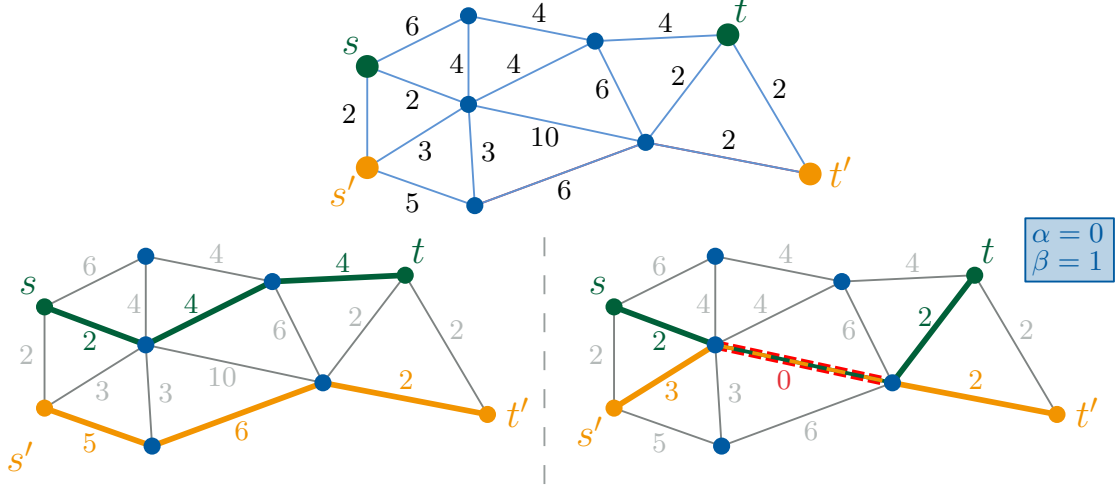


FIGURE 2. Illustration of the network transit problem. The upper panel shows the original graph, the left panel depicts the shortest paths used by walking agents, and the right panel demonstrates how reducing the cost on the dashed edge alters these routes.

As a final preliminary remark, we note that evaluating an agent’s travel cost for a given solution can be done in polynomial time for both models. In the PTP, an agent can simply compare the direct walking cost (i.e., the Euclidean distance between their two terminals) to the cost of using the nearest stops on either side of their endpoints. In the NTP, computing costs can be done with shortest-path algorithms on the graph where the discounted edge weights are set to an α fraction of the original weight. One can then apply Dijkstra’s algorithm per agent or use the Floyd–Warshall algorithm to obtain all-pairs distances, leading to a worst case running time of $\mathcal{O}(|E| + |V| \log |V|)$ per agent or $\mathcal{O}(|V|^3)$ overall, respectively (Cormen et al., 2009). Using a solution as a certificate, this implies membership in \mathcal{NP} for both our problems.

Observation 3. *PTP^{*} and NTP^{*} are contained in \mathcal{NP} .*

4. Path Transit Problem

In this section, we analyze the complexity and approximability of the path transit problem. Recall that a smaller discount factor α (for instance, $\alpha = 0$) makes bus travel considerably more attractive relative to walking. In such cases, agents may even walk “backwards” from one terminal to reach an established stop. Conversely, when α is close to 1, the advantage of taking the bus is small, and agents will typically only board at the first stop and exit at the last stop within their journey interval.

As demonstrated in the introductory example, the bus-stop placement that minimizes the egalitarian cost can differ from the one that minimizes the utilitarian cost. We will now see that these objectives additionally exhibit contrasting computational behavior. Bullinger et al. (2025) present an algorithm for finding an optimal utilitarian solution in time $\mathcal{O}(nm + m^3)$. Their approach hinges on the fact that, if we have already decided on stops up to a location h , then the marginal reduction in total travel cost obtained by adding a stop at position $k > h$ depends only on h and k , and can be computed efficiently with a dynamic program. By contrast, optimizing the egalitarian objective is significantly harder. We establish the following intractability result. We defer the proof to Section B.1.

Theorem 4. *PTP^(EG) is \mathcal{NP} -complete, even when $\alpha = 0$.*

A natural follow-up question concerns the robustness of this result, i.e., whether efficient approximation algorithms exist. Observe that, for any placement of bus stops, each agent’s travel cost cannot drop below α times their pure walking distance. Consequently, the optimal utilitarian and egalitarian cost are at least $\alpha \cdot c^{(\text{UT})}(\emptyset)$ and $\alpha \cdot c^{(\text{EG})}(\emptyset)$, respectively. It follows immediately that the trivial solution of purchasing no stops (or any up to β stops) yields an α^{-1} -approximation (for positive α) under either measure.

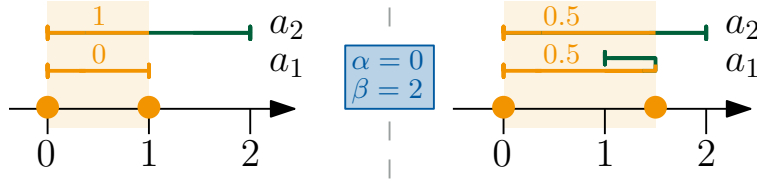


FIGURE 3. Inferiority of terminal selection (left) compared to nonterminal selection (right) for the egalitarian objective.

Observation 5. $PTP^{(EG)}$ is α^{-1} -approximable for $\alpha \in]0, 1[$.

For $\alpha = 0$, we will now show that the problem remains hard to approximate: adapting the \mathcal{NP} -hardness construction of ?? 5, we show that no polynomial-time algorithm can guarantee an approximation factor of less than 2.

Theorem 6. Let $\gamma < 2$. Then $PTP^{(EG)}$ is γ -inapproximable, even when $\alpha = 0$.

We conclude this section with another contrast between the utilitarian and egalitarian objectives. Bullinger et al. (2025) observe that, for the utilitarian objective, one can always restrict attention to stop locations that coincide with agent terminals if all of them are included as candidate stops. Recall that $\theta(\mathcal{A})$ is the set of all agents' terminals. Then for any instance $\mathcal{H} = \langle \mathcal{A}, E, \alpha, \beta \rangle$ with $\theta(\mathcal{A}) \subseteq E$ and cost bound κ , Bullinger et al. (2025) establish the following equivalence:

$$\begin{aligned} \exists S \subseteq E \quad : |S| \leq \beta \wedge c^{(UT)}(S) \leq \kappa \\ \iff \exists S \subseteq \theta(\mathcal{A}) : |S| \leq \beta \wedge c^{(UT)}(S) \leq \kappa \end{aligned}$$

In particular, this equivalence allows to apply discrete algorithms for the utilitarian objective to infinite candidate sets (e.g., $E = \mathbb{Q}$) provided that $\theta(\mathcal{A}) \subseteq E$ by replacing E with the finite set $\theta(\mathcal{A})$.

However, the same idea does not apply to the egalitarian case, as the following example shows.

Example 7. Consider an instance of PTP with two agents $a_1 = (0, 1)$ and $a_2 = (0, 2)$, discount factor $\alpha = 0$, and budget $\beta = 2$, see Figure 3 for an illustration. Any choice of stops $V_\sigma = \{0, \sigma\}$ for $\sigma \in [1, 2]$ yields $c^{(UT)}(V_\sigma) = 1$. Hence all such choices, and in particular the solutions V_1 and V_2 using only terminal points are optimal. However, the egalitarian cost is uniquely minimized for $\sigma = 1.5$, giving $c^{(EG)}(V_{1.5}) = 0.5$, whereas $c^{(EG)}(V_1) = c^{(EG)}(V_2) = 1$. Thus, the restriction to terminal stops can strictly worsen the best egalitarian outcome, motivating models that allow for nonterminal placements. \triangleleft

5. Network Transit Problem

In this section, we present our results for the network transit problem. We begin by considering two natural greedy algorithms and show that they do not provide any approximation guarantee. Towards algorithmic feasibility, we then introduce a modified version of Dijkstra's algorithm that yields optimal solutions to NTP^* for a single agent. This approach generalizes to scenarios involving two agents by multiple executions of the algorithm. For $k \in \mathbb{N}$, we define k - NTP^* as the subproblem where the number of agents in the underlying NTP is exactly k . We will conclude the section with \mathcal{NP} -hardness and inapproximability results for a variable number of agents.

5.1. Greedy Algorithms

Two natural strategies to solve NTP are to build a solution incrementally by doing locally optimal improvements. The *bottom-up greedy algorithm* \mathcal{G}_\uparrow iteratively selects an edge that leads to the best improvement in (utilitarian or egalitarian) cost and adds it to the current set of selected edges. Similarly, the *top-down greedy algorithm* \mathcal{G}_\downarrow starts with the full set of edges and removes them one by one until feasibility is achieved. It always removes the edge with the smallest increase in cost. Formally, the *bottom-up greedy algorithm* \mathcal{G}_\uparrow constructs a solution by adding edges iteratively:

- (1) Set $S_0 = \emptyset$.

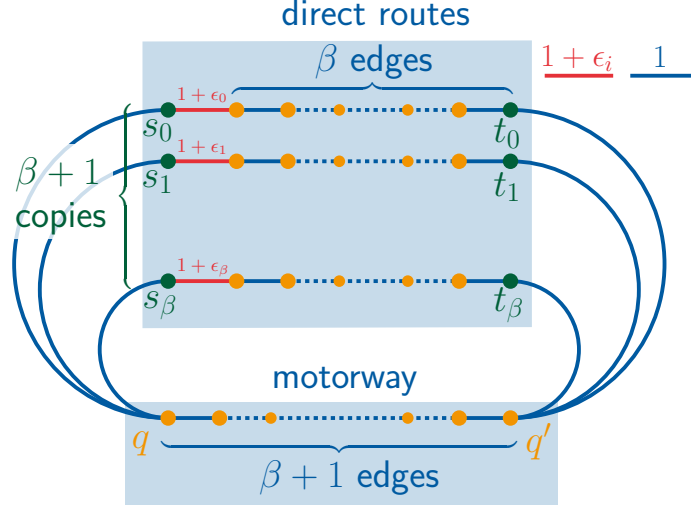


FIGURE 4. Illustration of instances constructed in Section 5.1. The greedy algorithms yield an arbitrarily suboptimal solution.

- (2) For all $i \in [\beta]$: Let $e \in \arg \min_{e \in E \setminus S_{i-1}} c^*(S_{i-1} \cup \{e\})$ and set $S_i = S_{i-1} \cup \{e\}$.

As the final output, \mathcal{G}_\uparrow returns S_β .

The *top-down greedy algorithm* \mathcal{G}_\downarrow for a graph with ℓ edges works in reverse by deleting edges iteratively:

- (1) Set $S_\ell = E$
- (2) For all $i = \ell - 1, \dots, \beta$: Let $e \in \arg \min_{e \in S_{i+1}} c^*(S_{i+1} \setminus \{e\})$ and set $S_i = S_{i+1} \setminus \{e\}$.

As output, \mathcal{G}_\downarrow returns S_β .

Unfortunately, both algorithms perform poorly for both the egalitarian and utilitarian objective. They fail to achieve more than an α^{-1} -approximation of the optimum, an approximation guarantee that is also achieved by not buying edges at all.

Let $\alpha \in]0, 1[$ and $1 \leq \gamma \leq \alpha^{-1}$ or $\alpha = 0$ and $\gamma \geq 1$. Then \mathcal{G}_\uparrow and \mathcal{G}_\downarrow are not γ -approximation algorithms for instances of NTP* with discount factor α .

Proof sketch. We sketch the proof by discussing the family of instances where the algorithms perform badly by means of an illustration, and defer a formal proof to the appendix.

For a fixed α , we create a family of instances parameterized by a budget β . An illustration is given in Figure 4. There are $\beta + 1$ agents and for $i \in [\beta]_0$, the i th agent wants to travel between s_i and t_i . There are essentially two routes they can take: First, they can travel on a direct route along one heavier edge and β edges of weight 1. Second, they can travel to a hub q and then along a different path, which we call the motorway, to another hub q' , from where they reach their final destination.

As taking the motorway involves traveling to and from the hubs, removing a single edge of the motorway does not improve any agents cost. Hence, \mathcal{G}_\uparrow will only add edges on direct routes. For both cost functions, these will be the β heaviest edges, one for each except the 0th agent.

Similarly, \mathcal{G}_\downarrow will first delete edges not on shortest paths and then the lighter remaining edges. This leads to the same solution. However, a better solution is achieved, when investing in β edges on the motorway because all agents benefit from this investment. In the limit, when β tends to infinity, this decreases the cost to a fraction of α . Hence, none of the greedy algorithm achieves an approximation guarantee of better than α^{-1} . \square

5.2. Single-Agent Case

For a single agent, the egalitarian and utilitarian objectives are identical. However, investing budget optimally is still challenging. For example, one cannot simply invest in the most expensive edges on the shortest path of the agent, see Figure 5. Nevertheless, we now present a modified version of Dijkstra's algorithm (Algorithm 1) that computes cost-minimizing solutions in polynomial time.

Algorithm 1: Modified Dijkstra's Algorithm for 1-NTP*

Input: Instance $\langle G, \mathcal{A}, \alpha, \beta \rangle$ of NTP with $|\mathcal{A}| = 1$
Output: Distance matrix D with the minimal cost for all routing pairs.
 // Initialization
 1 $Q \leftarrow \{(v, b) : v \in V \setminus \{s\}, b \in [\beta]_0\} \cup \{(s, 0)\}$ // Priority queue
 2 $D[v, b] \leftarrow \infty$ for all $v \in V \setminus \{s\}, b \in [\beta]_0$
 3 $D[s, 0] \leftarrow 0$
 // Modified Dijkstra Algorithm
 4 **while** $Q \neq \emptyset$ **do**
 // Extract routing pair with minimal distance
 5 Select $(v, b) \in Q$ minimizing $D[v, b]$
 6 $Q \leftarrow Q \setminus \{(v, b)\}$
 7 **forall** $u \in N(v) \setminus \{s\}$ **do**
 // Non-reducing update
 8 **if** $D[v, b] + w(v, u) < D[u, b]$ **then**
 9 $D[u, b] \leftarrow D[v, b] + w(v, u)$
 // Reducing update
 10 **if** $(b < \beta) \wedge (D[v, b] + \alpha \cdot w(v, u) < D[u, b + 1])$ **then**
 11 $D[u, b + 1] \leftarrow D[v, b] + \alpha \cdot w(v, u)$
 // Budget-increasing update
 12 **if** $(v \neq s) \wedge (b < \beta) \wedge (D[v, b] < D[v, b + 1])$ **then**
 13 $D[v, b + 1] \leftarrow D[v, b]$
 14 **return** $D[t, \beta]$

Theorem 8. *Algorithm 1 solves 1-NTP* in time $\mathcal{O}(\beta m \log m + \beta \ell)$, when the underlying graph has m vertices and ℓ edges.*

A formal proof of correctness and running time is given in Section B. Here, we focus on describing the algorithm, providing an example, and giving an intuition for its running time.

We define a *routing pair* as a pair (v, b) of a vertex $v \in V$ and a budget indicator $b \in [\beta]_0$. Algorithm 1 operates similarly to Dijkstra's algorithm, but instead of visiting vertices, it processes routing pairs. The idea is to compute, for each routing pair (v, b) the length of a shortest path from s to v when discounting at most b edges. These distances are captured by variables $D[v, b]$ that are iteratively determined by the algorithm. We initialize $D[v, b] = \infty$ for each routing pair (v, b) with the exception of the starting pair $(s, 0)$, for which we set $D[s, 0] = 0$.

In each iteration, we select the routing pair (v, b) with the smallest value $D[v, b]$ among unselected pairs and refer it as the *pivot pair*. The minimality ensures that it would not be selected in further updates. We use the pivot pair to update distances to "adjacent" routing pairs. There are three types of updates:

- **Non-reducing update:** simulates a path where the final edge cost is not reduced.
- **Reducing update:** simulates a path to a neighbor where the final edge cost is reduced.
- **Budget-increasing update:** simulates a path that is using less than the maximum budget.

The first two of these updates consider updates to neighbors through paths where the last edge is from the vertex of the pivot pair, and the third type of update is due to using an identified shortest path even for a higher budget. We could, in principle terminate the algorithm once we have processed (t, β) . However, in our presentation, we explore all possible pairs, which additionally ensures that we find paths from s to all other vertices in the graph, under any possible budget up to β .

Example 9. *We demonstrate Algorithm 1 for the instance in Figure 5 with $\alpha = 0.5$ and $\beta = 2$. We summarize the iterations of the algorithm in Table 1.*

TABLE 1. Exemplary execution of Algorithm 1. Columns and rows represent budget indicators and vertices, respectively. The initial routing pair $(s, 0)$ is omitted. Cells contain the current values $D(v, b)$. Blank cells mean a value of ∞ . Changes are marked in blue, and the pivot pair is underlined. Iterations X to XIV are merged since no further updates occur.

I	$b=0$	$b=1$	$b=2$	II	$b=0$	$b=1$	$b=2$
v_1	1	0.5		v_1	1	<u>0.5</u>	0.5
v_2	5	2.5		v_2	5	2.5	1.5
v_3				v_3		3.5	2
v_4				v_4			
t				t			
III	$b=0$	$b=1$	$b=2$	IV	$b=0$	$b=1$	$b=2$
v_1	1	0.5	<u>0.5</u>	v_1	<u>1</u>	0.5	0.5
v_2	5	2.5	1.5	v_2	3	2	1.5
v_3		3.5	2	v_3	4	2.5	2
v_4				v_4			
t				t			
V	$b=0$	$b=1$	$b=2$	VI	$b=0$	$b=1$	$b=2$
v_1	1	0.5	0.5	v_1	1	0.5	0.5
v_2	3	2	<u>1.5</u>	v_2	3	<u>2</u>	1.5
v_3	4	2.5	2	v_3	4	2.5	2
v_4			3.5	v_4		4	3
t			8.5	t		9	5.5
VII	$b=0$	$b=1$	$b=2$	VIII	$b=0$	$b=1$	$b=2$
v_1	1	0.5	0.5	v_1	1	0.5	0.5
v_2	3	2	1.5	v_2	3	2	1.5
v_3	4	2.5	<u>2</u>	v_3	4	<u>2.5</u>	2
v_4		4	3	v_4		4	3
t		9	5.5	t		9	5.5
IX	$b=0$	$b=1$	$b=2$	X-XIV	$b=0$	$b=1$	$b=2$
v_1	1	0.5	0.5	v_1	1	0.5	0.5
v_2	<u>3</u>	2	1.5	v_2	3	2	1.5
v_3	4	2.5	2	v_3	<u>4</u>	2.5	2
v_4	5	4	3	v_4	<u>5</u>	<u>4</u>	3
t	10	6.5	5.5	t	10	6.5	<u>5.5</u>

We begin in Iteration I where pivot pair $(s, 0)$ has distance 0. Both neighbors v_1 and v_2 receive two updates each, one non-reducing update $D[v_1, 0] = 1$, $D[v_2, 0] = 5$ and one reducing update $D[v_1, 1] = 0.5$, $D[v_2, 1] = 2.5$. There is no budget-increasing update in the first iteration.

In Iteration II, the smallest distance of members in Q is attained by $(v_1, 1)$ with $D(v_1, 1) = 0.5$, so the pivot pair is $(v_1, 1)$. For v_2 , we have $D[v_1, 1] + w(v_1, v_2) = 2.5$, so we perform no non-increasing update. However, we update neighbors' distances as $D[v_2, 2] = 1.5$, $D[v_3, 1] = 3.5$, and $D[v_3, 2] = 2$. In addition, the budget-increasing update sets $D[v_1, 2] = 0.5$.

In Iteration III, pivot $(v_1, 2)$ produces no further updates. By Iteration VI, both $(v_2, 1)$ and $(v_3, 2)$ have distance 2, and the algorithm prioritizes $(v_2, 1)$ due to its smaller budget indicator.

We continue in this manner until Iteration XIV, when the target vertex t is pivoted for the first time and $D[t, 2] = 5.5$ is recorded, which is the minimum distance from s to t with budget at most 2. Note that if we proceed the algorithm, we would further update $D(t, 0)$, but this cannot lead to a further decrease of $D[t, 2]$.

◁

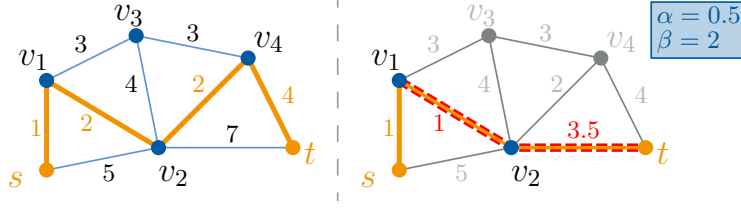


FIGURE 5. Instance for illustrating the execution of the algorithm. We display the shortest paths without (left) and with optimal (right) investment.

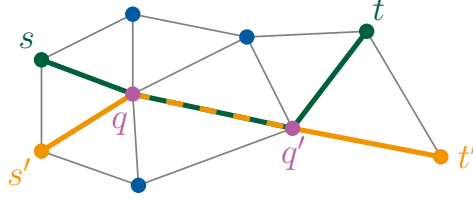


FIGURE 6. Pattern of 2-NTP with non-empty intersection of shortest paths of the agents.

The necessity of the budget-increasing update may not be obvious at first. Its purpose is to enforce $(v, b) \leq (v, b - 1)$ for all routing pairs with budget indicator $b \geq 1$. If omitted, the algorithm would determine the minimum cost with *exactly* budget b , not with *at most* budget b . This would require a final check going through $D[t, b]$ for all $b \in [\beta]_0$.

Algorithm 1 can be viewed as a modification of Dijkstra's algorithm. Instead of operating on a graph with m vertices and ℓ edges, it is based on $\beta \cdot m$ routing pairs and $\beta \cdot \ell$ edges. While we defer the proof of correctness, we proceed with some intuition about its running time. The overall running time depends, similar to Dijkstra's algorithm, on the efficiency of the data structure Q . Let T_{dk} and T_{em} represent the time costs of the *decrease key* and *extract minimum* operations, respectively. The former is responsible for updating the significance of a routing pair in the priority queue in lines 9, 11, and 13. The latter is relevant for extracting pivot pairs in algorithm 1.

The total cost is therefore:

$$\mathcal{O}(\beta m \cdot T_{\text{em}} + \beta \ell \cdot T_{\text{dk}})$$

as demonstrated by Fredman and Tarjan (1987). With a Fibonacci heap ($T_{\text{em}} = \mathcal{O}(\log(\beta m))$), $T_{\text{dk}} = \mathcal{O}(1)$ amortized) (Thomas et al., 2009) this becomes

$$\mathcal{O}(\beta m \log m + \beta \ell).$$

Note that in any connected graph, the number of edges ℓ satisfies $m - 1 \leq \ell \leq m^2$. Hence, the runtime can be written more compactly as $\mathcal{O}(\beta m^2)$. In addition, in principle, Dijkstra's algorithm computes the shortest paths from a source to all vertices in the graph. Similarly, Algorithm 1 computes the minimum distance from the source to all other vertices using budgets from 0 to β in a single execution, which we refer to as *budget mapping*. We will utilize them when we handle the case of 2 agents in the next section.

5.3. Two-Agent Case

A natural question is whether our previous result extends to instances with more than one agent. Consider the case $k = 2$. Two situations may arise in an optimal solution: either the agents' shortest paths are disjoint, or they intersect. In the disjoint case, the agents can be handled independently. We apply Algorithm 1 for each agent to compute their respective budget mappings, and then determine an optimal budget allocation that minimizes the cost (egalitarian or utilitarian).

If the agents' paths intersect, the situation is more complex. We may assume a single intersection bounded by two branch vertices. Given these vertices, the overall structure breaks into (up to) five separate path branches (see Figure 6). Each branch can again be processed using Algorithm 1 before finding a globally optimal allocation of the budget across all branches (see Appendix B).

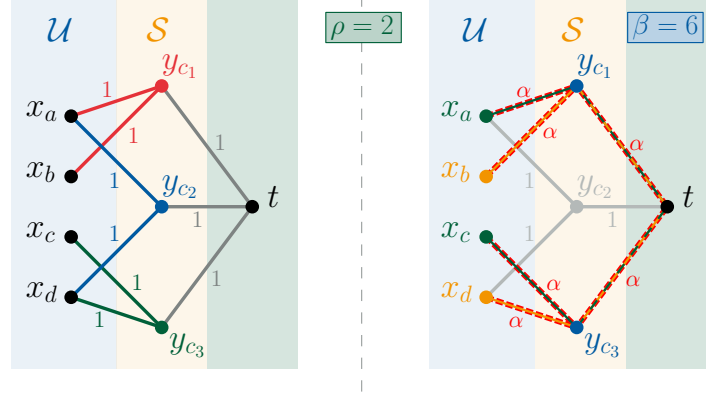


FIGURE 7. Illustration of the reduction from **SetCover** to NTP for the instance $\langle \mathcal{U}, \mathcal{S}, 2 \rangle$ with $\mathcal{U} = \{a, b, c, d\}$ and $\mathcal{S} = \{\{a, b\}, \{b, c\}, \{c, d\}\}$. The left panel shows the constructed NTP instance and the right panel highlights a feasible solution corresponding to the set cover $\mathcal{S}' = \{\{a, b\}, \{c, d\}\}$. The dashed edges indicate the corresponding discounted edges.

Theorem 10. 2-NTP^* is solvable in $\mathcal{O}(\beta m^2 \log m + m\beta\ell + m^2\beta^2)$ time.

As in the single-agent case, the number of edges in a connected graph is bounded between m and m^2 , and we can assume the total budget is at most $2m$. Hence, the runtime simplifies to $\mathcal{O}(\beta m^3)$.

5.4. Variable Number of Agents

Prior work by He et al. (2024) (see a detailed comparison in Appendix C) proved that both egalitarian and utilitarian cost minimization in their railway-network model are NP-complete via a reduction from 3-SAT. The same reduction applies to NTP for fixed $\alpha = 0$. We now extend the hardness result for every fixed α with $0 \leq \alpha < 1$ via a more straightforward reduction from **SetCover**. This yields the following theorem.

Theorem 11. NTP^* is \mathcal{NP} -complete for any $\alpha \in [0, 1[$.

Proof. Membership in \mathcal{NP} is straightforward because the cost and feasibility of a given candidate solution to NTP can be verified in polynomial time, see ?? 3.

For \mathcal{NP} -hardness, we utilize the \mathcal{NP} -complete problem **SetCover** (Garey and Johnson, 1979), which is formally defined as follows: an instance $\langle \mathcal{U}, \mathcal{S}, \rho \rangle$ is given by a collection \mathcal{S} of subsets of a finite ground set \mathcal{U} and a positive integer ρ . It is a Yes-instance if there exists $\mathcal{S}' \subseteq \mathcal{S}$ with $|\mathcal{S}'| \leq \rho$ that covers \mathcal{U} .

Now, consider an instance $\mathcal{I} = \langle \mathcal{U}, \mathcal{S}, \rho \rangle$ of **SetCover** and a discount factor $\alpha \in [0, 1[$. Construct an instance $\mathcal{H}' = \langle G, \mathcal{A}, \alpha, |\mathcal{U}| + \rho \rangle$ of NTP with underlying graph $G = (V, E, w)$ as follows: The vertices are $V = V_{\mathcal{U}} \cup V_{\mathcal{S}} \cup \{t\}$, $V_{\mathcal{U}} = \{x_u : u \in \mathcal{U}\}$ are called *item vertices*, $V_{\mathcal{S}} = \{y_S : S \in \mathcal{S}\}$ *subset vertices*, and we have a single *target vertex* t . The edges $E = E_I \cup E_T$ consist of *item edges* $E_I = \{(x_u, y_S) : S \in \mathcal{S}, u \in S\}$ and *target edges* $E_T = \{(y_S, t) : S \in \mathcal{S}\}$. All edges have the same weight, i.e., we set $w(e) = 1$ for all $e \in E$. The agent set is given by $\mathcal{A} = \{(x_u, t) : u \in \mathcal{U}\}$. An illustration of \mathcal{H}' is provided in Figure 7. Let $\kappa^{(\text{EG})} = 2\alpha$ and $\kappa^{(\text{UT})} = 2\alpha|\mathcal{U}|$. Our reduced instance is the instance $\mathcal{I}' = \langle \mathcal{H}', \kappa^* \rangle$ of NTP^* .

Informally, this construction creates the bipartite incidence graph of items and subsets. Each item $u \in \mathcal{U}$ is represented by an item vertex x_u and each subset $S \in \mathcal{S}$ by a subset vertex y_S . We connect x_u to y_S whenever $u \in S$, and each y_S links to the shared target t . Agent (x_u, t) reaches t by a two-step path from x_u to y_S and then to t , where S must contain u . The budget β is set to $|\mathcal{U}| + \rho$, which allows to reduce the cost for a connection between each item vertex to some set vertex, and an additional ρ edges from the sets to the target vertex. Intuitively, to reach our cost target, these connections have to correspond to a cover of \mathcal{U} of size at most ρ .

We proceed with a formal proof of the correctness of our reduction. We claim that \mathcal{I} is a Yes-instance of **SetCover** if and only if $\langle \mathcal{H}', \kappa^* \rangle$ is a Yes-instance of NTP^* .

Since the minimal path cost per agent is 2α , we have, for every solution $F \subset E$ $c^{(\text{EG})}(F) = 2\alpha$ if and only if $c^{(\text{UT})}(F) = 2\alpha|\mathcal{U}|$. Hence, the result for $\text{NTP}^{(\text{UT})}$ follows immediately from the one for $\text{NTP}^{(\text{EG})}$.

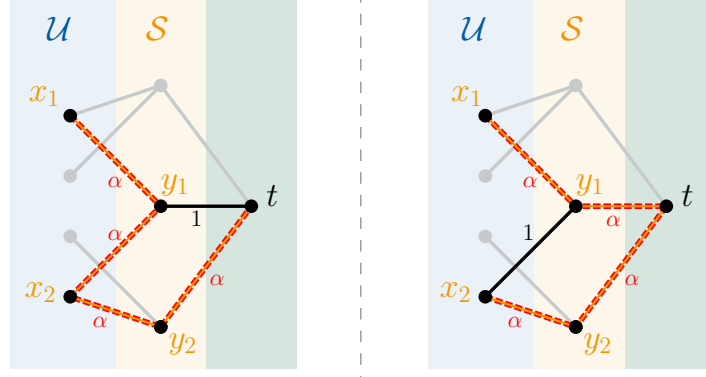


FIGURE 8. If the solution in the left panel constitutes a feasible solution, then the solution in the right panel is likewise feasible. All shortest paths passing through y_1 or x_2 can reach t with the same or even lower costs.

(\Leftarrow) Assume there is a feasible solution for \mathcal{H}' achieving egalitarian cost $\kappa^{(\text{EG})}$. Take any agent (x_u, t) and let P be a (shortest) x_u - t path of cost 2α . If multiple paths tie, pick the one with fewest edges. Since $1 + \alpha > 2\alpha$, all edges on P must be reduced, and if $\alpha > 0$, P has exactly two edges. If $\alpha = 0$, one can argue by a finite sequence of replacements—see Figure 8—that any longer path can be shortened to two edges without increasing cost.

Since all paths are of length two, no paths of any pair of agents can share the same item edge, so at most ρ reduced subset edges remain. Those ρ edges correspond to a collection of at most ρ subsets, and since each agent uses one of these subset edges, every item is covered. Thus they correspond a set cover of size at most ρ .

(\Rightarrow) Conversely, let $\{S_1, \dots, S_{\rho'}\}$ be a cover of \mathcal{U} of size $\rho' \leq \rho$. Choose for each item vertex x_u one reduced edge $\{x_u, y_{S_i}\}$ where $u \in S_i$, and include all ρ' edges $\{y_{C_i}, t\}$. This uses at most $|\mathcal{U}| + \rho$ edges, and enables each agent to reach t in two steps via reduced edges. Hence, it leads to an egalitarian cost of 2α for the NTP instance. \square

The previous theorem presents a contrast to the PTP, where only the egalitarian, but not the utilitarian, objective was intractable. Moreover, in contrast to Theorem 4, Theorem 11 holds not only for $\alpha = 0$ but also for $0 < \alpha < 1$.

A natural question is whether \mathcal{NP} -hardness also rules out nontrivial approximation. When $\alpha = 0$ and the budget suffices to reduce every edge, one can achieve zero cost for all agents. But approximating zero is as hard as deciding exact optimality, so—even permitting any positive approximation factor—no polynomial-time approximation exists. For the proof, we refer to Section B.2.

Theorem 12. *NTP * is inapproximable for instances with $\alpha = 0$.*

If instead $0 < \alpha < 1$, unlimited budget drives every edge cost to α times its original weight and thus $c^*(E) \geq \alpha c^*(\emptyset)$. Hence the trivial solution of reducing nothing (or any subset of up to β edges) is again an α^{-1} -approximation in every instance:

Observation 13. *NTP * is α^{-1} -approximable for $\alpha \in]0, 1[$.*

Nonetheless, the egalitarian version still resists close approximation. By analyzing our **SetCover**-based reduction more closely (see Section B.2), we prove that no polynomial-time algorithm can guarantee an approximation ratio below $(\alpha + 1)/(2\alpha)$. We note that this result is only obtained for the egalitarian cost, while inapproximability for the utilitarian cost and nonzero α remains open.

Theorem 14. *NTP $^{(\text{EG})}$ with $\alpha \in]0, 1[$ is γ -inapproximable for any $\gamma < \frac{\alpha+1}{2\alpha}$.*

Interestingly, this lower-bound construction hinges on creating instances where every agent's cost is exactly 2α in the “Yes” case, but at least $(\alpha + 1)$ in the “No” case—hence the ratio $(\alpha + 1)/(2\alpha)$. However, for the utilitarian objective, the same gap does not translate into hardness: once the number of agents grows, a single

TABLE 2. Summary of results.

Prob.	Result	Ref.	Restrictions
$\text{PTP}^{(\text{EG})}$	\mathcal{NP} -complete	Thm. 4	
$\text{PTP}_\alpha^{(\text{EG})}$	α^{-1} -approximable	Obs. 5	$\alpha \in]0, 1[$
$\text{PTP}_0^{(\text{EG})}$	not γ -approximable	Thm. 6	$\gamma < 2$
1-NTP*	solvable in $\mathcal{O}(\beta m \log m + \beta \ell)$	Thm. 8	
2-NTP*	s. in $\mathcal{O}(\beta m^2 \log m + m\beta \ell + m^2\beta^2)$	Thm. 10	
NTP_α^*	\mathcal{NP} -complete	Thm. 11	
NTP^*	\mathcal{NP} -complete	Thm. 11	
	inapproximable	Thm. 12	
	α^{-1} -approximable	Obs. 13	$\alpha \in]0, 1[$
$\text{NTP}^{(\text{EG})}$	not γ -approximable	Thm. 14	$\alpha \in]0, 1[, \gamma < \frac{\alpha+1}{2\alpha}$

agent’s elevated cost has only a vanishing effect on the total, so this reduction fails to imply inapproximability for $\text{NTP}^{(\text{UT})}$.

Finally, comparing the two bounds, the known approximation factor α^{-1} and the lower bound $(\alpha+1)/(2\alpha)$ differ by at most a factor of $2/(\alpha+1)$, which varies between 1 (as $\alpha \rightarrow 1$) and 2 (as $\alpha \rightarrow 0$).

6. Conclusion

In this paper, we have investigated two stylized models related to public transportation in which a central authority faces the decision of investing a limited resource into transportation infrastructure. In the first model, the decision is to select the stops of a bus line. These are conceptualized by the vertices of a line graph. In the second model, the decision maker can invest in bus routes to improve the travel time along them. This is captured by selecting edges in an undirected graph.

Our results are summarized in Table 2. For the path transit problem, we have shown that while maximizing utilitarian welfare can be performed in polynomial time (Bullinger et al., 2025), maximizing egalitarian welfare leads to computational hardness and inapproximability. In the network transit problem, we found polynomial-time algorithms for one or two agents, while we encountered significant hardness results for a variable number of agents. Our results provide theoretical evidence that aiming at an equitable design of public transport can face severe computational challenges.

Improving public transport will be an essential cornerstone in transforming the modern society, facing unprecedented challenges such as climate change. We believe that studying simple models serves as an important theoretical foundation for a more complex discourse. There are multiple research directions to build upon our work. First, there is a gap between our inapproximability results and the trivial α^{-1} -approximation. It would be interesting to see if one can achieve a better approximation guarantee in polynomial time. Another immediate direction would be to extend our polynomial-time algorithms for the network transit problem for one and two agents to an arbitrary fixed number of agents. For our negative results, it would be intriguing to investigate the possibility of circumventing them in restricted domains for networks that are reasonable in road networks, e.g., planar graphs. Finally, it would be interesting to enhance the simple models of public transport by incorporating further features, such as directed travel or online arriving agents.

References

- Miguel Amaral, Stéphane Saussier, and Anne Yvrande-Billon. Auction procedures and competition in public services: The case of urban public transport in france and london. *Utilities policy*, 17(2):166–175, 2009.
- Juan S. Arias-Rojas, José Fernando Jiménez, and Jairo R. Montoya-Torres. Solving of school bus routing problem by ant colony optimization. *Revista EIA*, (17):193–208, 2012.
- David Banister. City futures and transport. In *Accepted Manuscript*. Amsterdam Institute for Metropolitan and International Development Studies, 2006.
- David Banister. The sustainable mobility paradigm. *Transport policy*, 15(2):73–80, 2008.
- Hamid Behbahani, Sobhan Nazari, Masood Jafari Kang, and Todd Litman. A conceptual framework to formulate transportation network design problem considering social equity criteria. *Transportation research part A: policy and practice*, 125:171–183, 2019.
- Martin Bullinger, Edith Elkind, and Mohamad Latifan. Towards fair and efficient public transportation: A bus stop model. In *Proceedings of the 24th International Conference on Autonomous Agents and Multiagent Systems (AAMAS 2025)*, 2025.
- Ann Melissa Campbell, Timothy J Lowe, and Li Zhang. Upgrading arcs to minimize the maximum travel time in a network. *Networks: An International Journal*, 47(2):72–80, 2006.
- Hau Chan and Chenhao Wang. Mechanism design for improving accessibility to public facilities. In *Proceedings of the 22nd International Conference on Autonomous Agents and Multiagent Systems (AAMAS)*, pages 2116–2124, 2023.
- Hau Chan, Aris Filos-Ratsikas, Bo Li, Minming Li, and Chenhao Wang. Mechanism design for facility location problems: A survey. In *Proceedings of the 30th International Joint Conference on Artificial Intelligence (IJCAI)*, pages 4356–4365, 2021.
- T. H. Cormen, C. E. Leiserson, R. L. Rivest, and C. Stein. *Introduction to Algorithms*. MIT Press, 3rd edition, 2009.
- Pablo A Maya Duque, Sofie Coene, Peter Goos, Kenneth Sörensen, and Frits Spieksma. The accessibility arc upgrading problem. *European Journal of Operational Research*, 224(3):458–465, 2013.
- Michael L Fredman and Robert Endre Tarjan. Fibonacci heaps and their uses in improved network optimization algorithms. *Journal of the ACM (JACM)*, 34(3):596–615, 1987.
- Yuhei Fukui, Aleksandar Shurbevski, and Hiroshi Nagamochi. Group strategy-proof mechanisms for shuttle facility games. *Journal of Information Processing*, 28:976–986, 2020.
- Michael R Garey and David S Johnson. *Computers and intractability*. freeman San Francisco, 1979.
- Zixu He, Sirin Botan, Jérôme Lang, Abdallah Saffidine, Florian Sikora, and Silas Workman. Fair railway network design. *arXiv preprint arXiv:2409.02152*, 2024.
- Kai Huang, Lin Xu, Yao Chen, Qixiu Cheng, and Kun An. Customized bus route optimization with the real-time data. *Journal of Advanced Transportation*, 2020(1):8838994, 2020.
- Nicolas Jozefowiez, Frédéric Semet, and El-Ghazali Talbi. Multi-objective vehicle routing problems. *European journal of operational research*, 189(2):293–309, 2008.
- Nicolas Jozefowiez, Frédéric Semet, and El-Ghazali Talbi. An evolutionary algorithm for the vehicle routing problem with route balancing. *European Journal of Operational Research*, 195(3):761–769, 2009.
- Galazios Konstantinos and Alexiou Dimitra. School Bus Routing Problem-Algorithm Optimization Using Graph Theory. In Kohei Arai, editor, *Intelligent Computing*, pages 185–218, Cham, 2023. Springer Nature Switzerland.
- Martin Lackner and Piotr Skowron. *Multi-Winner Voting with Approval Preferences*. Springer-Verlag, 2023.
- Mercedes Landete, Isaac Plana, José Luis Sainz-Pardo, and José María Sanchis. Upgrading edges in the graphical tsp. *Computers & Operations Research*, 159:106321, 2023.
- Yimin Lin and Kyriakos Mouratidis. Best upgrade plans for single and multiple source-destination pairs. *GeoInformatica*, 19(2):365–404, 2015.
- Todd Litman. *Evaluating transportation equity*. Victoria Transport Policy Institute Victoria, BC, Canada, 2017.
- Obiora A Nnene, Mark HP Zuidgeest, and Johan W Joubert. Optimising transit networks using simulation-based techniques. In *Transportation Systems Technology and Integrated Management*, pages 317–345. Springer, 2023.
- John Rawls. *A Theory of Justice*. Harvard University Press, 1971.

- Neil Robertson and Paul D. Seymour. Graph minors. xiii. the disjoint paths problem. *Journal of combinatorial theory, Series B*, 63(1):65–110, 1995.
- Thomas W. Sánchez, Rich Stolz, and Jacinta S. Ma. *Moving to Equity: Addressing Inequitable Effects of Transportation Policies on Minorities*. The Civil Rights Project at Harvard University, Cambridge, MA, 2003.
- H Thomas et al. Introduction to algorithms, 2009.
- William S Vickrey. Congestion theory and transport investment. *The American economic review*, 59(2): 251–260, 1969.
- Yadan Yan, Qiang Meng, Shuaian Wang, and Xiucheng Guo. Robust optimization model of schedule design for a fixed bus route. *Transportation Research Part C: Emerging Technologies*, 25:113–121, 2012.
- Bin Yu, Zhongzhen Yang, Xueshan Sun, Baozhen Yao, Qingcheng Zeng, and Erik Jeppesen. Parallel genetic algorithm in bus route headway optimization. *Applied Soft Computing*, 11(8):5081–5091, 2011.

Appendix

In this appendix, we provide omitted proofs and additional details.

A. Performance of Greedy Algorithms

We start with the proof concerning the performance of \mathcal{G}_\uparrow and \mathcal{G}_\downarrow .

Let $\alpha \in]0, 1[$ and $1 \leq \gamma \leq \alpha^{-1}$ or $\alpha = 0$ and $\gamma \geq 1$. Then \mathcal{G}_\uparrow and \mathcal{G}_\downarrow are not γ -approximation algorithms for instances of NTP^* with discount factor α .

Proof. Let $\alpha \in [0, 1[$ and consider a fixed budget $\beta \in \mathbb{N}$. We define an instance $\langle G, \mathcal{A}, \alpha, \beta \rangle$ of NTP along the illustration in Figure 4, see Section 5.1.

The weighted graph $G = (V, E, w)$ is given by

$$V = \bigcup_{i \in [\beta]_0} \left(\{s_i, t_i\} \cup \{v_i^j : j \in [\beta]\} \right) \cup \{q_i : i \in [\beta]\} \cup \{q, q'\}$$

and

$$\begin{aligned} E = & \{ \{s_i, q\}, \{t_i, q'\}, \{s_i, v_i^1\}, \{v_i^\beta, t_i\} : i \in [\beta]_0 \} \\ & \cup \{ \{v_i^j, v_i^{j+1}\} : i \in [\beta]_0, j \in [\beta - 1] \} \\ & \cup \{ \{q, q_1\}, \{q_\beta, q'\} \} \cup \{ \{q_i, q_{i+1}\} : i \in [\beta - 1] \}. \end{aligned}$$

Consider any strictly increasing sequence $(\epsilon_i)_{i \geq 0}$ with $\epsilon_0 > 0$ and, for all $i \geq 0$,

$$\epsilon_i < \begin{cases} \min \{1, \frac{1}{\alpha} - 1\} & \text{if } \alpha > 0 \\ 1 & \text{if } \alpha = 0 \end{cases}.$$

Note that this is well-defined for $\alpha \in]0, 1[$. For all $i \in [\beta]_0$, we set $w(s_i, v_i^1) = 1 + \epsilon_i$. Moreover, we set $w(e) = 1$ for all other edges e .

We have $\mathcal{A} = \{a_i : i \in [\beta]_0\}$ with $a_i = (s + i, t + i)$, i.e., there are $\beta + 1$ agents.

The idea is that agents shortest paths are the direct routes between s_i and t_i along vertices v_i^j , whereas all agents would benefit from using the “motorway” between q and q' . Both variants of the greedy algorithms will eventually select edges along direct routes, which are not shared between agents, because these offer locally optimal gains. As a result, the final cost for each agent is similar to the cost of not investing in edges at all. In contrast, the optimal solution is to reduce β of the $\beta + 1$ edges on the motorway, essentially leaving only the access and exit costs. As β grows, these additional costs become negligible.

Let us now formally consider the behavior of \mathcal{G}_\uparrow . Each agent $a_i = (s_i, t_i)$ has a direct route consisting of a single edge of weight $1 + \epsilon_i$ followed by β edges of weight 1. Hence, the total cost for using the direct route is $1 + \epsilon_i + \beta \in [\beta + 1, \beta + 2]$. Note that this is the shortest route for each agent. Each other connection between s_i and t_i has at least length $\beta + 3$, so their distance would not decrease even if any edge on any other path was removed. We now show by induction that \mathcal{G}_\uparrow adds the edges $\{s_\beta, v_\beta^1\}$, dots, $\{s_1, v_1^1\}$ in this order. Assume that the $i \geq 0$ edges $S_i = \{\{s_\beta, v_\beta^1\}, \dots, \{s_{\beta-i+1}, v_{\beta-i+1}^1\}\}$, which is the empty set for $i = 0$. Then, the current cost for agents $a_0, \dots, a_{\beta-i}$ is still to use their direct connection. We now reason about what edge \mathcal{G}_\uparrow should select next. Selecting an edge on the motorway does not decrease the cost for any agent. Moreover, selecting an edge on the direct route of an agent does not reduce the cost of any other agent. Indeed, then they would have to travel to the start and from the end of the other agents direct route via q and q' , incurring a cost of at least $\beta + 4$ (bounded by the case where the heavy edge on this agent’s route that has already been reduced to a weight of 0). Similarly, agents $a_{\beta-i+1}, \dots, a_\beta$ cannot gain from selecting any edge not on their direct route. Hence, \mathcal{G}_\uparrow will select an edge on the direct route of some agent and only one agent will benefit from that. For the utilitarian cost, the next selected edge is the edge of heaviest weight, which is $\{s_{\beta-i}, v_{\beta-i}^1\}$. For the egalitarian cost, note that the current costs are

$$\delta_{S_i}(a_j) \begin{cases} \beta + 1 + \epsilon_j & j = 1, \dots, \beta - i \\ \beta + \alpha(1 + \epsilon_j) & j = \beta - i + 1, \dots, \beta \end{cases}.$$

Note that for $j = \beta - i + 1, \dots, \beta$, it holds that $\alpha(1 + \epsilon_j) < \alpha(1 + (\frac{1}{\alpha} - 1)) = 1$. Hence, the agent with the highest cost is $a_{\beta-i}$ and we reduce the egalitarian cost the most by selecting an edge on their direct route.

Without loss of generality, \mathcal{G}_\uparrow selects $\{s_{\beta+i}, v_{\beta+i}^1\}$ next (which minimizes the utilitarian cost locally subject to minimizing the egalitarian cost). In conclusion, \mathcal{G}_\uparrow will return $S_\uparrow = \{\{s_i, v_i^1\} : i \in [\beta]\}$ under both cost functions.

Next, we consider the performance of \mathcal{G}_\uparrow on this instance. All shortest paths when no edges are discounted are also shortest paths when all edges are discounted (and in the case $\alpha = 0$, all paths are shortest paths). Hence, \mathcal{G}_\downarrow can start by deleting edges in a way such that at least one shortest path survives for each agent. Therefore, \mathcal{G}_\downarrow may start by deleting all edges apart from the direct routes. At this point, the next deleted edge will affect the cost of the solution. Note that, as long as the difference in the number of edge included in different agents shortest paths is at most one, each agent's shortest path remains their unique shortest path. Hence, for the utilitarian cost, we can next delete the edges in the sets $\{\{v_i^j, v_i^{j+1}\} : i \in [\beta]_0\}$ for $j \in [\beta - 1]$, and $\{\{v_i^\beta, t_i\} : i \in [\beta]_0\}$. We process these sets in an arbitrary order and, in turn, the edges within each set in an arbitrary order. The same is possible for the egalitarian cost. The final edge to be deleted is $\{s_0, v_0^1\}$ because this is the lightest remaining edge and, therefore, leads to the smallest increase in egalitarian or utilitarian welfare. Hence, \mathcal{G}_\downarrow returns $S_\downarrow = S_\uparrow$.

We now evaluate the performance of both algorithms by comparing the cost of their outcome with a solution that selects β edges on the motorway. Since \mathcal{G}_\uparrow returns the same solution as \mathcal{G}_\downarrow , we can restrict attention to \mathcal{G}_\uparrow .

First, note that

$$(1) \quad \begin{aligned} c^{(\text{EG})}(S_\uparrow) &= \beta + (1 + \epsilon_0) > \beta \text{ and} \\ c^{(\text{UT})}(S_\uparrow) &= \beta + (1 + \epsilon_0) + \sum_{i=1}^{\beta} \beta + \alpha(1 + \epsilon_i) > (1 + \beta)\beta. \end{aligned}$$

Now, consider the set $S^* = \{\{q_i, q_{i+1}\} : i \in [\beta - 1]\} \cup \{\{q, q_1\}\}$. It holds that

$$c^{(\text{EG})}(S^*) \leq 3 + \alpha\beta \quad \text{and} \quad c^{(\text{UT})}(S^*) \leq (\beta + 1)(3 + \alpha\beta),$$

where we bound with the case where all agents use the motorway.

Combining this with Equation (1), it follows that

$$\frac{c^{(\text{EG})}(S^*)}{c^{(\text{EG})}(S_\uparrow)} < \frac{3 + \alpha\beta}{\beta} \rightarrow \alpha \text{ for } \beta \rightarrow \infty.$$

and

$$\frac{c^{(\text{UT})}(S^*)}{c^{(\text{UT})}(S_\uparrow)} < \frac{(\beta + 1)(3 + \alpha\beta)}{(1 + \beta)\beta} \rightarrow \alpha \text{ for } \beta \rightarrow \infty.$$

Hence, \mathcal{G}_\uparrow is no γ -approximation algorithm for NTP^* for any $\gamma < \frac{1}{\alpha}$. \square

B. Further Omitted Proofs

In this section, we provide omitted proofs.

B.1. Path Transit Problem

We start with proofs concerning the path transit problem.

Theorem 4. $\text{PTP}^{(\text{EG})}$ is \mathcal{NP} -complete, even when $\alpha = 0$.

Proof. Given a candidate solution to PTP, computing its egalitarian cost (and thus verifying feasibility) can be done in polynomial time. This implies membership in \mathcal{NP} , see ?? 3.

We now establish \mathcal{NP} -hardness by reduction from **VertexCover** (Garey and Johnson, 1979), defined as: given a graph $G = (U, K)$ and integer $\rho \leq |U|$, decide whether there exists $U' \subseteq U$ with $|U'| \leq \rho$ such that every edge in K has at least one endpoint in U' .

Let $\mathcal{I} = \langle U, K, \rho \rangle$ be an instance of **VertexCover**. Fix a bijection $\iota : U \rightarrow \{1, \dots, |U|\}$ with inverse ι^{-1} . We construct an instance $\mathcal{H}' = \langle \mathcal{A}, E, \alpha, \beta \rangle$ of PTP, where $\beta = |U| + 1 + \rho$ and $\alpha = 0$. The stop set is $E = E_1 \cup E_2 \cup \{t + 0.1\}$ with $t = |U| + 1$, where the *vertex stops* are $E_1 = \{\iota(u) \mid u \in U\}$, the “detour stops” are $E_2 = \{1.1, 2.1, \dots, |U| + 0.1\}$, and the “constraint stop” is $t + 0.1$. The agent set is $\mathcal{A} = \mathcal{A}_1 \cup \mathcal{A}_2$, where the “edge agents” are $\mathcal{A}_1 = \{(\iota(u), \iota(v)) \mid (u, v) \in K\}$ and the “constraint agents” are $\mathcal{A}_2 = \{(\iota(v) + 0.1, t) \mid v \in U\}$. Then $\mathcal{I}' = \langle \mathcal{H}', 0.1 \rangle$ is our $\text{PTP}^{(\text{EG})}$ instance.

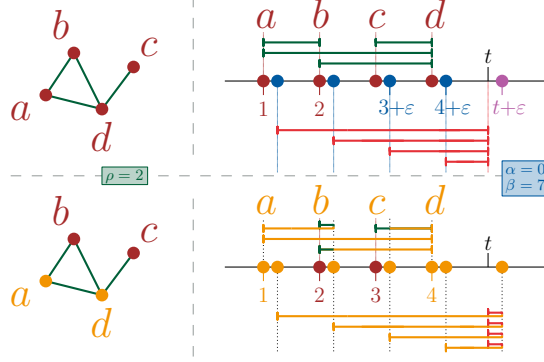


FIGURE 9. Illustration of converting a **VertexCover** instance into a **PTP** instance: the upper left panel presents the original **VertexCover** instance, while the upper right panel shows the transformed **PTP** instance. The lower panels display a solution for both problems, ensuring that each edge is incident to at least one orange vertex and each agent walks no more than 0.1.

The key is that to achieve egalitarian cost 0.1, every agent must walk at most 0.1 in total. An edge agent has one terminal at a vertex stop and the other at a detour stop 0.1 away; buying all detour stops forces each edge agent to have at least one adjacent vertex stop in the solution, corresponding exactly to a vertex cover of size at most ρ . Constraint agents, whose right terminal t is not a stop, enforce that every detour stop and the constraint stop $t + 0.1$ must also be bought, or they would otherwise walk more than 0.1.

We now prove correctness of this reduction. Let $\mathcal{I} = \langle U, K, \rho \rangle$ be an instance of **VertexCover**, and $\mathcal{H}' = \langle \mathcal{A}, E, \alpha, \beta \rangle$ and $\langle \mathcal{H}', 0.1 \rangle$ the instances of **PTP** and **PTP**^(EG) as described. We claim \mathcal{I} is a Yes-instance of **VertexCover** if and only if \mathcal{I}' is a Yes-instance of **PTP**^(EG).

(\Leftarrow) Suppose there is a feasible **PTP**^(EG) solution S with egalitarian cost ≤ 0.1 and $|S| \leq \beta$. Since every constraint agent must reach a bought stop from t or from its left terminal within 0.1, all detour stops and the stop $t + 0.1$ lie in S . Hence S contains $|U| + 1$ stops already, leaving at most ρ further choices. Each edge agent then requires at least one of its vertex stops in S , so $S \cap E_1$ corresponds to a vertex cover of size $\leq \rho$.

(\Rightarrow) Conversely, let $U' \subseteq U$ be a vertex cover of size $\leq \rho$. Define $S = \iota(U') \cup E_2 \cup \{t + 0.1\}$. Then $|S| = |U'| + |U| + 1 \leq \rho + |U| + 1 = \beta$. Every constraint agent has its left detour stop and the constraint stop within 0.1, and every edge agent has at least one endpoint in U' so that one terminal is bought and the other is within 0.1 of a detour stop. Thus every agent walks at most 0.1, making S a valid solution.

Since this transformation runs in polynomial time and preserves Yes- and No-instances, **PTP**^(EG) is \mathcal{NP} -hard. \square

Theorem 6. *Let $\gamma < 2$. Then **PTP**^(EG) is γ -inapproximable, even when $\alpha = 0$.*

Proof. Suppose, for the sake of contradiction, that there exists a polynomial-time γ -approximation algorithm for **PTP**^(EG) with $\gamma < 2$. Let \mathcal{I} be any instance of **VertexCover** and let \mathcal{I}' be the corresponding **PTP** instance constructed above. As shown, if \mathcal{I} is a Yes-instance then \mathcal{I}' has a solution with $c^{(\text{EG})} = 0.1$, whereas if \mathcal{I} is a No-instance then every solution to \mathcal{I}' satisfies $c^{(\text{EG})} > 0.1$, which – given the bus stop layout – implies $c^{(\text{EG})} \geq 0.2$.

Running our hypothetical algorithm on \mathcal{I}' would yield a solution of cost $c^{(\text{EG})} \leq \gamma \cdot \kappa_{\text{opt}}^{(\text{EG})} < 2 \cdot 0.1 = 0.2$ when \mathcal{I} is Yes, and cost $c^{(\text{EG})} \geq \kappa_{\text{opt}}^{(\text{EG})} = 0.2$ when \mathcal{I} is No. Thus it would distinguish Yes- and No-instances of **VertexCover** in polynomial time, a contradiction, unless $\mathcal{P} = \mathcal{NP}$. \square

B.2. Network Transit Problem

Next, we consider the network transit problem. We start with a proof of correctness and running time of our algorithm for a single agent.

Theorem 8. *Algorithm 1 solves 1-NTP* in time $\mathcal{O}(\beta m \log m + \beta \ell)$, when the underlying graph has m vertices and ℓ edges.*

Proof. We now prove correctness of the algorithm and analyze its running time. Each updated distance is always at least as large as the distance to the pivot pair, so no already-visited pair is ever updated, and pairs are extracted in ascending order of distance. Since the graph is connected, every routing pair will eventually be visited exactly once. We now show by induction that, when pivot pair (v, b) is extracted, then $D(v, b)$ denotes the minimum cost of a path from s to v reducing the cost of at most b edges.

As a base case, the first pivot is $(s, 0)$ and $D(s, 0) = 0$ is clearly correct. Now assume that the first i pivots r_1, \dots, r_i had the correct value $D(r_j)$ when extracted. Let $r_{i+1} = (v, b)$ be the next pivot pair with computed distance $d_{i+1} := D(v, b)$. Suppose that the lowest cost of a path from s to v investing in at most b edges is d^* .

We first claim that $d_{i+1} \geq d^*$. Let $j \in [i]$ be the index so that r_j is the last pivot pair that led to an update of r_{i+1} . Assume that $r_j = (v', b')$. By induction, there is a path of cost $D(v', b')$ from s to v' investing into at most b' edge. If the last update was a budget-increasing update, then $v' = v$, $b' = b - 1$, and the update was $D(v, b) = D(v', b')$. Hence, there exists a path from s to v at cost $D(v, b)$ using at most b edges, and we have $d_{i+1} \geq d^*$. If it was a reducing update, then $b = b' + 1$ and $D(v, b) = D(v', b') + \alpha w(v', v)$. If it was a non-reducing update, then $b = b'$ and $D(v, b) = D(v', b') + w(v', v)$. Consider adding the edge $\{v', v\}$ to the path to v' as a reduced edge in the first case and non-reduced edge in the second case. This yields a path from s to v of weight $D(v, b)$ using at most b edges, and again $d_{i+1} \geq d^*$.

Next, we prove $d^* \geq d_{i+1}$. Let P be a shortest path to r_{i+1} with at most b reductions, and let $(s, 0), p_1, \dots, p_k$ be the corresponding routing pairs when pairing the vertices along P with the number of reduced edges up to this vertex. Note that $p_k = (v, b')$ for some $b' \leq b$. If $b' < b$, we append the pivot pairs $(v, b' + 1), \dots, (v, b)$. Let $r = (\hat{v}, \hat{b})$ be the first pivot pair in this sequence that had not been processed when (v, b) was selected as a pivot pair. Since (v, b) is in the sequence and had not been processed, such a pivot pair exists. Let (\hat{v}', \hat{b}') be its predecessor. Let \hat{d} be the cost of a shortest path from s to \hat{v} using at most \hat{b} edges. By the minimality in the choice of (v, b) , we know that

$$(2) \quad d_{i+1} = D(v, b) \leq D(\hat{v}, \hat{b}).$$

If $\hat{v}' = \hat{v}$, then r was appended at the end of P . Hence, when (\hat{v}', \hat{b}') was processed and tested for a budget-increasing update, we have $D(\hat{v}, \hat{b}) = D(\hat{v}', \hat{b}') \leq d^*$. Now, assume that $\hat{v}' \neq \hat{v}$. Note that, by induction, the cost of the shortest path from s to \hat{v}' with \hat{b}' reduced edges is $D(\hat{v}', \hat{b}')$, so this is also the cost of the segment of P up to \hat{v}' . If $\hat{b} = \hat{b}'$, then P contains the edge $\{\hat{v}', \hat{v}\}$ and we have $d^* \geq D(\hat{v}', \hat{b}') + w(\hat{v}', \hat{v}) \geq D(\hat{v}, \hat{b})$, where the latter inequality follows from a potential non-reducing update when (\hat{v}', \hat{b}') was processed. Moreover, if $\hat{b} \neq \hat{b}'$, then $\hat{b} = \hat{b}' + 1$ and P reduces edge $\{\hat{v}', \hat{v}\}$. We then have $d^* \geq D(\hat{v}', \hat{b}') + \alpha w(\hat{v}', \hat{v}) \geq D(\hat{v}, \hat{b})$, where the latter inequality follows from a potential reducing update when (\hat{v}', \hat{b}') was processed.

In all three cases, we conclude that $d^* \geq D(\hat{v}, \hat{b})$. Combining this with Equation (2), we obtain $d^* \geq d_{i+1}$.

We have completed the proof of correctness of Algorithm 1 and proceed with the running time. Recall that T_{dk} and T_{em} represent the time costs of the *decrease key* and *extract minimum* operations, respectively.

Assume that the underlying graph G has m vertices and ℓ edges. Initializing D takes $\mathcal{O}(\beta m)$ time. The main loop performs $\mathcal{O}(\beta m)$ extractions and at most one budget-increase per extraction, costing $\mathcal{O}(\beta m T_{\text{em}})$. Each edge is considered twice per budget level, yielding $\mathcal{O}(\beta m T_{\text{dk}})$ over all reducing and non-reducing updates. Since $\beta \leq m$ and $m \leq \ell \leq m^2$, the total is

$$\mathcal{O}(\beta m T_{\text{em}} + \beta \ell T_{\text{dk}}).$$

With a Fibonacci heap ($T_{\text{em}} = \mathcal{O}(\log(\beta m))$), $T_{\text{dk}} = \mathcal{O}(1)$ amortized) (Thomas et al., 2009) this becomes

$$\mathcal{O}(\beta m \log m + \beta \ell). \quad \square$$

Theorem 10. *2-NTP* is solvable in $\mathcal{O}(\beta m^2 \log m + m \beta \ell + m^2 \beta^2)$ time.*

Proof. As a preliminary remark, running Algorithm 1 yields, for each source–target pair, a budget mapping $\mu: [\beta]_0 \rightarrow \mathbb{Q}_0^+$. Given two such mappings μ_1 and μ_2 , monotonicity in the budget implies that more budget never increases cost. Hence for any binary operation $\circ \in \{+, \min\}$ one can compute $(\mu_1 \circ \mu_2)(\beta) = \min_{b \in [\beta]_0} (\mu_1(b) \circ \mu_2(\beta - b))$ in $\mathcal{O}(\beta)$ time, and merging the two mappings into a new mapping of the same form takes $\mathcal{O}(\beta^2)$ time.

An optimal solution to a 2-NTP^{*} instance falls into one of two cases, depending on whether the two agents' shortest paths intersect. By running the modified Dijkstra algorithm from every vertex v to every vertex u , we obtain the mappings μ_{vu} for all (v, u) . Let the agents be (s, t) and (s', t') . If their shortest paths are disjoint, then computing $(\mu_{st} + \mu_{s't'}) (\beta)$ (utilitarian objective) or $(\max\{\mu_{st}, \mu_{s't'}\}) (\beta)$ (egalitarian objective) takes $\mathcal{O}(\beta)$. Otherwise the intersection forms a connected subpath from p to q . Assuming p and q are guessed, each agent's path splits into three segments, so we first compute $\mu_1 = \mu_{sp} + \mu_{qt}$ and $\mu_2 = \mu_{s'p} + \mu_{qt'}$. Under the egalitarian objective we then set $\mu_3 = \max\{\mu_1, \mu_2\}$ and finally compute $\mu(\beta) = (\mu_3 + \mu_{pq}) (\beta)$; under the utilitarian objective we set $\mu_3 = \mu_1 + \mu_2$ and compute $\mu(\beta) = (\mu_3 + 2\mu_{pq}) (\beta)$. Each of these merges costs $\mathcal{O}(\beta^2)$, and accounting for the four possible orders in which p and q may appear only incurs a constant-factor overhead.

Putting everything together, the total running time is $\mathcal{O}(m \cdot (\beta m \log m + \beta l) + \beta + m^2 \beta^2)$, which simplifies to the claimed bound. \square

Theorem 12. *NTP^{*} is inapproximable for instances with $\alpha = 0$.*

Proof. We claim that there exists no polynomial-time algorithm that achieves a γ -approximation for NTP^{*} for any $\gamma > 1$. Suppose, for contradiction, that such an algorithm exists. Consider an instance \mathcal{I} of **SetCover** and its corresponding instance \mathcal{I}' of NTP constructed as described in the proof of Theorem 11, with $\alpha = 0$. From the previous proof, we know that \mathcal{I} is a Yes-instance if and only if there exists a solution to \mathcal{I}' with $c^* = 0$. Now, if the approximation algorithm is applied to \mathcal{I}' , it must return a solution with cost $0 \leq c^{(\text{EG})} \leq \gamma \cdot \kappa_{\text{opt}}^* = 0$ if \mathcal{I} is a Yes-instance. Otherwise, when \mathcal{I} is a No-instance, we have $c^{(\text{EG})} \geq \kappa_{\text{opt}}^* > 0$. Thus, the algorithm distinguishes between Yes- and No-instances of **SetCover** in polynomial time, which is impossible unless $\mathcal{P} = \mathcal{NP}$. \square

Theorem 14. *NTP^(EG) with $\alpha \in]0, 1[$ is γ -inapproximable for any $\gamma < \frac{\alpha+1}{2\alpha}$.*

Proof. Fix a discount factor $\alpha > 0$. We claim that no polynomial-time algorithm can achieve a γ -approximation for NTP^(EG) with $\gamma < \frac{1+\alpha}{2\alpha}$. Assume, for contradiction, that such an algorithm exists. Let \mathcal{I} be an instance of **SetCover**, and construct the corresponding instance \mathcal{I}' of NTP as described in the proof of Theorem 11. We established that if \mathcal{I} is a Yes-instance, then \mathcal{I}' has a solution with $c^{(\text{EG})} = 2\alpha$, and if \mathcal{I} is a No-instance, then every feasible solution has $c^{(\text{EG})} > 2\alpha$.

We now argue that, in the No-instance case, any egalitarian-optimal solution must have $c^{(\text{EG})} \geq 1 + \alpha$. Suppose, for contradiction, that $2\alpha < c^{(\text{EG})} < 1 + \alpha$. This would imply that all agents still traverse only reduced edges, but at least one of them uses more than two. By the same reasoning used earlier (see Figure 8), we can modify the solution by replacing item edges with subset edges so that each agent ultimately uses only two reduced edges. This transformation would yield a solution contradicting the assumption that \mathcal{I} is a No-instance.

Therefore, the approximation algorithm would return a solution with $c^{(\text{EG})} \leq \gamma \cdot \kappa_{\text{opt}}^{(\text{EG})} < 1 + \alpha$ when \mathcal{I} is a Yes-instance, and $c^{(\text{EG})} \geq \kappa_{\text{opt}}^{(\text{EG})} \geq 1 + \alpha$ when \mathcal{I} is a No-instance. Thus, the algorithm would be able to decide **SetCover** in polynomial time, which is not possible unless $\mathcal{P} = \mathcal{NP}$. \square

C. Comparison with railway network design problem by He et al. (2024)

The railway network design problem (RDP), introduced by He et al. (2024), models a transportation network as a graph where vertices represent cities, edges denote connections between them, and edge weights correspond to distances. Each city has a specified demand to travel to other cities, and the goal is to design a railway network connecting these locations. In their framework, the cost of using a railway edge equals its distance, while non-rail edges incur a significantly higher cost, scaled by a factor ζ .² This is conceptually analogous to commuters having to take a bus (as opposed to walking in the NTP model).

A key question is whether representing agents via a demand function leads to improved runtime efficiency compared to modeling agents as a multiset of terminal pairs. The demand-based representation proves

²In the original work, this parameter is denoted by K

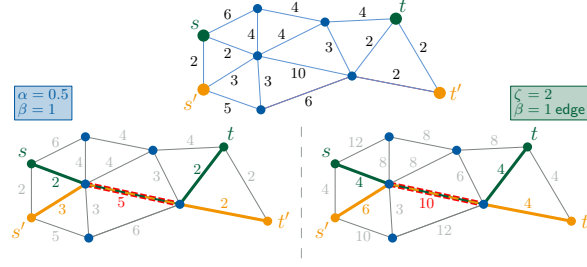


FIGURE 10. Comparison of RDP and NTP: the top diagram shows the base graph; the left subfigure highlights a solution minimizing utilitarian cost in NTP (dashed edges), while the right subfigure displays the corresponding solution in RDP, where all edge weights are scaled by $\zeta = 2$. The budget allows modifying exactly one edge in each case.

particularly advantageous when the number of agents n far exceeds the number of cities m , or more precisely, the number of possible city pairs m^2 . In the NTP setting, agents can be duplicated arbitrarily, leading to a potentially large multiset. This issue can be alleviated by adopting a demand matrix. Rather than storing each agent individually, we use a two-dimensional matrix over city pairs to count agent occurrences. This is effectively equivalent to using a demand function and becomes efficient especially when $n > m^2$.

Adapting our notation an instance $\mathcal{H} = \langle V, E, w, \tau, \beta \rangle$ of RDP, consists of a set V of m vertices, a set E of l edges, weight function $w: E \rightarrow \mathbb{Q}_{\geq 0}$, a symmetric demand function $\tau: V^2 \rightarrow \mathbb{N}_0$ with $\tau(u, v) = \tau(v, u)$ and $\tau(u, u) = 0$, and $\beta \in \mathbb{N}$ as budget. A solution $R \subseteq E$ is *feasible* if $w(R) = \sum_{e \in R} w(e) \leq \beta$. The objectives $\text{RBP}^{(\text{EG})}$ and $\text{RBP}^{(\text{UT})}$ are defined analogously, with a target $\kappa \in \mathbb{Q} \cup \{\infty\}$, where any finite cost satisfies $\kappa = \infty$ but not infinite cost.

To illustrate the parallels between the two frameworks, consider an example similar to a previously discussed scenario. As shown in Figure 10, assume two agents (s, t) and (s', t') are present. With a discount factor of $\alpha = \frac{1}{2}$ and a budget of one, reducing a single edge with weight ten to a weight of five results in a total travel cost of 19. This can be translated into a railway instance by keeping the graph structure the same but using a penalty factor $\zeta = \alpha^{-1} = 2$. Instead of listing individual agents, we define a demand function τ with $\tau(s, t) = \tau(s', t') = 1$ and all other entries zero³. The objective is now to determine which edge to preserve at its original cost, while all others are scaled by ζ . Clearly, if the same edge is retained, the resulting total cost is exactly twice the previous value, that is, 38, consistent with the scaling factor.

In contrast to the NTP model, the edge cost function in RDP given a solution R is defined as $w_R(e) = w(e)$ if $e \in R$ and $\zeta \cdot w(e)$ otherwise. The cost metrics are given by $c^{(\text{EG})}(R) := \max_{(u,v) \in V^2} \tau(u, v) \cdot \pi_R(u, v)$ and $c^{(\text{UT})}(R) := \sum_{(u,v) \in V^2} \frac{1}{2} \tau(u, v) \cdot \pi_R(u, v)$, where the factor $\frac{1}{2}$ compensates for symmetric counting. While He et al. (2024) also study combined utilitarian and egalitarian objectives, we focus only on the pure forms here.

At first glance, the two models appear closely related. In fact, transforming instances between them is straightforward: cities u and v with demand $\tau(u, v) = d$ can be modeled in NTP by creating d agents with terminals (u, v) , and vice versa. The penalty factor ζ and discount factor α are reciprocals, i.e., $\zeta = \alpha^{-1}$, and target costs must be scaled accordingly by either α or ζ . We use the shorthand $0^{-1} := \infty$ throughout.

Despite their structural similarities, a closer comparison of NTP and RDP reveals key differences:

Cost interpretation: In NTP, edge weights reflect walking distances, and selected edges are discounted by α . In RDP, purchased edges retain their original weights, while all others are penalized by a factor $\zeta \in \mathbb{Q}_{>1} \cup \{\infty\}$. When ζ is finite, this distinction has no effect on solutions. However, when $\zeta = \infty$ (i.e., $\alpha = 0$), feasibility diverges: if the budget does not allow all required travel via selected edges, the cost in RDP becomes infinite. In contrast, NTP still permits meaningful cost minimization. Consider two instances $\langle \mathcal{I}, a \rangle$ and $\langle \mathcal{I}, b \rangle$ of NTP^* with $0 < a < b$. It is possible that the first is a No-instance and the second a Yes-instance, but both map to the same RDP^* instance $\langle \mathcal{I}', \infty \rangle$.

³Symmetry of the demand function is omitted for simplicity but considered in the model.

Egalitarian fairness: In **NTP**, egalitarian cost is evaluated per agent, while in **RDP** it is computed over city pairs and weighted by demand. This difference can lead to divergent solutions. The distinction disappears when the demand function is binary, corresponding to a unique agent set.

Budget consumption: The models diverge most in how they treat budget. In **NTP**, the budget limits the number of reduced edges. In **RDP**, the budget accounts for the total weight of selected edges. As a result, **RDP** solutions often favor reducing shorter edges. This makes sense in railway design, where construction cost grows with distance, but is less appropriate for bus networks, where the budget reflects the number of routes, not their length.

This discrepancy can be resolved by assuming binary edge weights: zero-weight edges require no budget, and all others have the same cost. While this is a strong simplification, under this assumption the models become directly convertible.