

Learning Query-Specific Rubrics from Human Preferences for DeepResearch Report Generation

Changze Lv^{1,2} Jie Zhou¹ Wentao Zhao¹ Jingwen Xu² Zisu Huang² Muzhao Tian² Shihan Dou²
Tao Gui² Le Tian¹ Xiao Zhou¹ Xiaoqing Zheng² Xuanjing Huang² Jie Zhou¹

Abstract

Nowadays, training and evaluating DeepResearch-generated reports remain challenging due to the lack of verifiable reward signals. Accordingly, rubric-based evaluation has become a common practice. However, existing approaches either rely on coarse, pre-defined rubrics that lack sufficient granularity, or depend on manually constructed query-specific rubrics that are costly and difficult to scale. In this paper, we propose a pipeline to train **human-preference-aligned query-specific rubric generators** tailored for DeepResearch report generation. We first construct a dataset of DeepResearch-style queries annotated with human preferences over paired reports, and train rubric generators via reinforcement learning with a hybrid reward combining human preference supervision and LLM-based rubric evaluation. To better handle long-horizon reasoning, we further introduce a **Multi-agent Markov-state (MaMs)** workflow for report generation. We empirically show that our proposed rubric generators deliver more discriminative and better human-aligned supervision than existing rubric design strategies. Moreover, when integrated into the MaMs training framework, DeepResearch systems equipped with our rubric generators consistently outperform all open-source baselines on the DeepResearch Bench and achieve performance comparable to that of leading closed-source models.

1. Introduction

Large language models (LLMs) (Achiam et al., 2023; Guo et al., 2025; Yang et al., 2025) have recently en-

The work was conducted during the internship of Changze Lv (czlv24@m.fudan.edu.cn) at Tencent. ¹Pattern Recognition Center, WeChat AI, Tencent Inc. ²College of Computer Science and Artificial Intelligence, Fudan University. Correspondence to: Xiaoqing Zheng <zhengxq@fudan.edu.cn>.

Preprint.

abled DeepResearch systems (Qwen Team, 2025; Google, 2025; OpenAI, 2025; Anthropic, 2025) that can synthesize evidence from large-scale document collections and produce long-form analytical reports for complex, open-ended queries. Unlike short-form DeepResearch tasks like BrowseComp (Wei et al., 2025; Zhou et al., 2025), GAIA (Mialon et al., 2023), and HLE (Phan et al., 2025), report generation requires models to reason, retrieve, and integrate over diverse sources and multiple turns, while presenting results in a coherent and well-structured manner.

However, training and evaluating DeepResearch report generators remain fundamentally challenging. A key difficulty lies in **the absence of verifiable rewards**. Human evaluation, while reliable, is costly and difficult to scale (Krishna et al., 2021; Xu et al., 2023; Shao et al., 2025b), motivating the widespread adoption of rubric-based evaluation (Gunjal et al., 2025; Huang et al., 2025; Viswanathan et al., 2025) as a practical alternative. In principle, expert-designed, query-specific rubrics, like ResearchRubrics (Sharma et al., 2025), could serve as a faithful proxy for human judgments when evaluating DeepResearch reports. However, authoring such rubrics requires substantial domain expertise and effort for each query, making this approach difficult to scale to large and diverse training corpora.

Prior work has explored pre-defined generic rubrics (Que et al., 2024; Hashemi et al., 2024; Shao et al., 2024a) or LLM-generated query-specific rubrics (Xie et al., 2025; Du et al., 2025) to provide structured feedback for report generation tasks. However, those methods suffer from two limitations: First, pre-defined rubrics are necessarily generic and lack the granularity needed to distinguish subtle quality differences across diverse research queries. Second, LLM-generated query-specific rubrics are typically not grounded in human preference data, making them prone to misalignment with how humans actually compare and judge research reports. These issues may lead to weak supervision signals, reward hacking, and inefficient learning dynamics.

To address these limitations, it is crucial to reconsider the source of supervision for evaluating DeepResearch reports. We argue that **one of the most direct supervision signals for assessing report quality is human preference** (Dai

et al., 2023; Zheng et al., 2023b; Wang et al., 2024a; Liu et al., 2024b) over candidate reports. Given these limitations, a natural question arises: rather than applying generic or human-annotated rubrics, can we learn to evaluate reports in a way that is both scalable on large training data and aligned with human preferences?

In this paper, we propose a pipeline to effectively train human-preference-aligned query-specific rubric generators tailored for DeepResearch report generation. We construct a preference dataset of over 5,000 DeepResearch-style queries, each paired with two candidate reports and annotated with human preference judgments. Then we train the rubric generator using Group Relative Policy Optimization (GRPO) (Shao et al., 2024b) with a hybrid reward that integrates two complementary signals. The first component is the preference consistency reward, which encourages the generated rubric to be discriminative by correctly ranking human-preferred reports above less-preferred ones, using the annotated preference dataset to guide scoring. For the second reward, we leverage LLMs to assess rubric quality, providing feedback on whether the generated criteria are coherent, applicable, and discriminative.

Once trained, the rubric generator is integrated into the training of DeepResearch systems. For each input query, it automatically produces query-level rubrics that are used to evaluate rollout samples from the policy model, assigning fine-grained reward scores that guide the optimization process. What’s more, to address the long-context dependencies in the ReAct workflow (Yao et al., 2022), we further propose the Multi-agent Markov-state (MaMs) workflow.

Empirically, we demonstrate that our proposed rubric generators deliver more discriminative and human-aligned supervision signals than pre-defined or LLM-generated alternatives. Furthermore, when employed as training signals for DeepResearch agents, these generated rubrics consistently enhance performance across multiple baselines on DeepResearch Bench (Du et al., 2025), surpassing all open-source systems while achieving results approaching those of closed-source models. These results demonstrate that learning to generate query-specific rubrics offers a principled and effective path toward scalable, preference-aligned training for DeepResearch systems.

To sum up, our contributions can be summarized as follows:

- We construct a large-scale human preference dataset and train query-specific rubric generators using GRPO with a hybrid reward combining human preferences and LLM evaluation.
- We introduce the Multi-agent Markov-state (MaMs) workflow for DeepResearch report generation, addressing the long-context dependencies of ReAct workflow.

- We demonstrate that the rubric generators yield stronger and more reliable supervision for DeepResearch report generation, leading to consistent improvements over existing rubric-based baselines.

2. Related Work

2.1. DeepResearch Agent

Recent progress in LLMs has spurred the development of agentic systems for complex tasks, yet their reliance on static internal knowledge motivates deep research agents that combine planning, retrieval, and evidence-grounded synthesis. Existing DeepResearch agents can be broadly categorized according to their primary task domains.

Short-Form Question Answering. In this setting, DeepResearch agents primarily target retrieval-based short-form question answering tasks. Benchmarks such as GAIA (Mital et al., 2023; Russell et al., 2025), BrowseComp (Wei et al., 2025; Zhou et al., 2025), and HLE (Phan et al., 2025) provide verifiable targets, enabling agent training via Reinforcement Learning with Verifiable Rewards (RLVR) (Jin et al., 2025; Liu et al., 2025a). Several systems leverage this paradigm to enhance search and reasoning capabilities. For instance, Search-R1 (Jin et al., 2025) and WebExplorer (Liu et al., 2025a) adopt Group Relative Policy Optimization (GRPO) (Shao et al., 2024b) to improve retrieval effectiveness in short-form QA tasks with explicit correctness signals. In contrast, WebThinker (Li et al., 2025a) employs Direct Preference Optimization (DPO) (Rafailov et al., 2023) to equip LLMs with DeepResearch capabilities without relying on verifiable rewards. Meanwhile, Tongyi DeepResearch (Tongyi et al., 2025) is specifically designed to support long-horizon information-seeking behaviors.

Long-Form Report Generation. By contrast, long-form report generation requires agents to synthesize evidence from large, heterogeneous document collections and to produce coherent, well-structured reports that address complex, open-ended queries. Beyond retrieving isolated facts, agents must perform multi-step reasoning, reconcile conflicting evidence, and organize information at the document level. Because evaluating long-form outputs is inherently difficult due to a lack of reference answers, benchmarks in this regime (e.g., DeepResearch Bench (Du et al., 2025) and ResearchQA (Yifei et al., 2025)) commonly use LLM-as-a-Judge applied to human-annotated general or query-specific rubrics. Recent studies have focused on designing end-to-end workflows for report synthesis. For example, WebWeaver (Li et al., 2025b) develops a dual-agent framework that emulates collaborative human research processes. Dr Tulu (Shao et al., 2025a) is among the first fully open-source DeepResearch agents for long-form tasks.

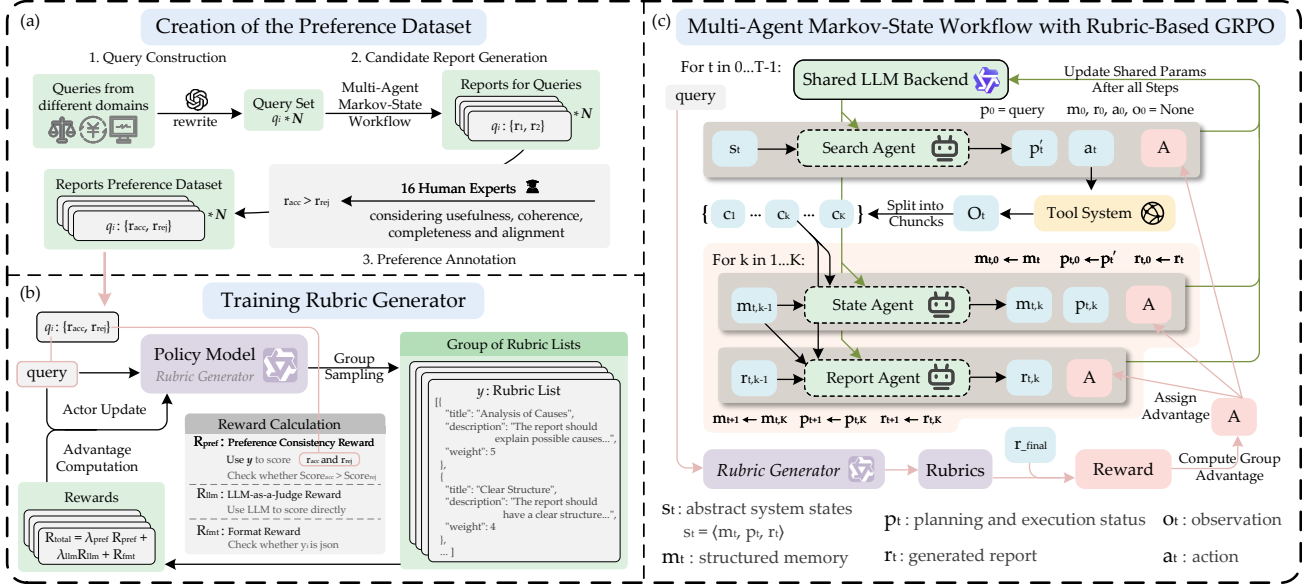


Figure 1. Overview of our method. (a) We construct diverse reporting queries and generate candidate reports. Human experts provide pairwise preference annotations based on usefulness, coherence, completeness, and alignment. (b) Given a query and its preferred and rejected reports, we train a rubric generator via GRPO to produce weighted evaluation rubrics, with rewards based on preference consistency, LLM-as-a-judge scores, and format validity. (c) Multi-Agent Markov-state (MaMs) workflow. A shared policy executes a structured workflow with search, chunking, state update, and report generation, interacting with external tools. Query-specific rubrics are used to compute rewards of the rollout reports under an individual query.

2.2. Rubrics for Reward Modeling

Training agents for long-form report generation inherently involves weak supervision, as explicit ground-truth reports are rarely available, and correctness cannot be reduced to verifiable targets. Consequently, prior work commonly relies on human preference annotations or rubric-based evaluation to assess report quality, which introduces challenges for both training stability and alignment with human judgments. Existing approaches explore the use of fixed rubrics (Hashemi et al., 2024; Que et al., 2024; Shao et al., 2024a) as well as query-specific rubrics (Shao et al., 2025a; Xie et al., 2025) to provide evaluative feedback for long-form outputs. More recently, several studies (Wang et al., 2024b; Liu et al., 2025b; Viswanathan et al., 2025; Gunjal et al., 2025) have further treated rubrics as reward models within reinforcement learning frameworks.

In this work, we focus on providing principled reward signals, via rubric generators, for training DeepResearch agents to generate long-form reports using RL. In particular, we aim to learn rubric generators that produce query-aware evaluation criteria, enabling more stable optimization and better alignment with human preferences by providing fine-grained and interpretable reward signals during RL training.

3. Method

3.1. Motivations

Although expert annotators can provide high-quality evaluation rubrics, manually designing query-specific rubrics at scale is fundamentally impractical, as even highly trained experts struggle to produce consistent and fine-grained criteria across a large and diverse set of queries. While such approaches are effective and have been explored in prior work (Yao et al., 2025; Sharma et al., 2025), their reliance on intensive expert effort limits their applicability to large-scale DeepResearch training. Motivated by this limitation, our objective is to develop a query-specific rubric generator aligned with human preferences, enabling the training of DeepResearch systems through reinforcement learning with more reliable and human-aligned reward signals.

3.2. Creation of the Preference Dataset

Stage 1: Query Construction

We begin by constructing a diverse set of research-oriented queries that reflect realistic information needs in DeepResearch scenarios. Each query q is formulated as an open-ended research prompt that requires multi-step reasoning, evidence synthesis, and structured long-form reporting, rather than short factual answers.

Our original queries are automatically generated from a

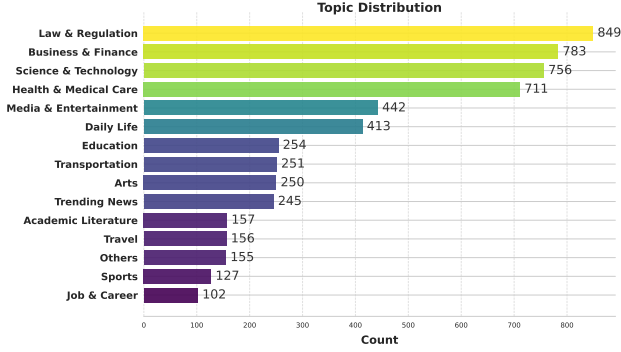


Figure 2. Topic distribution of our created human preference dataset for DeepResearch reports.

knowledge graph constructed over entities from diverse domains. By leveraging the relational structure of the graph, we sample multi-hop entity paths and prompt an LLM to synthesize corresponding natural-language questions. This ensures each query is grounded in entity relations while requiring reasoning across multiple facts, making it suitable for evaluating deep research and synthesis.

Figure 2 summarizes the topic distribution of our query dataset, which spans diverse domains commonly encountered in DeepResearch scenarios, such as *Law*, *Business*, *Science*, and *Health*, along with a long tail of other types.

We additionally rewrite queries with GPT-5 (OpenAI, 2025) to diversify their phrasing and naturalness, aligning them with realistic user questioning styles and naturally inducing variation in report quality. Formally, we denote the dataset \mathcal{Q} with N constructed queries as $\mathcal{Q} = \{q_i\}_{i=1}^N$, where each q_i serves as the conditioning input for generating subsequent candidate reports. The case study of rewriting queries and detailed categories is shown in Appendix A.

Stage 2: Candidate Report Generation via Multi-Agent Markov State Framework

Given a fixed query $q \in \mathcal{Q}$, we generate multiple candidate reports by varying hyperparameters across multiple LLMs, including DeepSeek V3.1 (Liu et al., 2024a) and Tongyi-DeepResearch (Tongyi et al., 2025), all of which have been trained on agentic data and have abilities of tool calling.

To address the challenges arising from long-context dependencies in ReAct-style reasoning (Yao et al., 2022) and the multi-step nature of automated DeepResearch, we draw inspiration from prior work (Li et al., 2025b; Yu et al., 2025; Chen et al., 2025) and propose a **Multi-Agent Markov-State** (MaMs) workflow, described in detail in Section 3.4.

Using this workflow, report candidates are generated independently and without access to any human annotations. Before being submitted for human annotation, all candidates undergo a filtering process involving both human reviewers

and an auxiliary LLM-based verifier. This step removes reports with evident factual errors, disorganized or inconsistent citations, or content that exhibits superficial aggregation without coherent reasoning, ultimately retaining only the two highest-quality reports for annotation.

Stage 3: Preference Annotation by Human Experts

For human annotation, we recruit 16 human experts, each holding at least a master’s degree and capable of critically reading and evaluating long-form research reports. The experts perform pairwise comparisons between candidate reports generated for the same query. Given a query q and two candidate reports $r_a, r_b \in \mathcal{R}(q)$, annotators are asked to select the report they prefer overall, considering factors such as usefulness, coherence, completeness, and alignment with the information need expressed in q . Each comparison results in a preferred report r_{acc} and a less preferred report r_{rej} , forming a preference triple $(q, r_{\text{acc}}, r_{\text{rej}})$. Aggregating all annotated comparisons yields the final human preference dataset $\mathcal{D} = \{(q, r_{\text{acc}}, r_{\text{rej}})\}$, which is used as supervision for modeling and evaluating preference-aligned report generation. By relying on expert relative judgments rather than absolute ratings, the dataset captures fine-grained human preferences that are difficult to express with generic or LLM-generated evaluation metrics.

3.3. Training Rubric Generators with Hybrid Rewards

To generate evaluation rubrics that are well aligned with human preferences, we train the rubric generator using Group Relative Policy Optimization (GRPO) (Shao et al., 2024b). Given a query q , the policy model π_θ samples a group of rubric candidates $\{y_1, y_2, \dots, y_G\}$, where each candidate y_i specifies a structured set of evaluation criteria. Following the rubric specification proposed by Gunjal et al. (2025), each rubric item is represented with three key fields: `title`, `description`, and an associated importance weight, forming a weighted list of assessment dimensions (e.g., in JSON format). To robustly guide learning, we design a hybrid reward function R_{total} that integrates three complementary signals: a preference consistency reward, a format reward, and an LLM-as-a-Judge quality reward. Formally, the overall training signal is computed as a weighted combination of the above components:

$$R_{\text{total}} = \lambda_{\text{pref}} R_{\text{pref}} + \lambda_{\text{llm}} R_{\text{llm}} + R_{\text{fmt}} \quad (1)$$

Preference Consistency Reward (R_{pref}). An effective rubric must be *discriminative*, i.e., capable of reflecting human preferences when applied to real reports. To this end, we leverage the preference dataset \mathcal{D} created in Section 3.2 that consists of triplets $(q, r_{\text{acc}}, r_{\text{rej}})$, where r_{acc} is preferred by human annotators over r_{rej} for the same query q . Given a generated rubric y , we score a report r by computing the

weighted average of item-level ratings:

$$S(r | y) = \frac{\sum_{k=1}^K w_k \cdot v_k}{\sum_{k=1}^K w_k}, \quad (2)$$

where w_k denotes the weight of the k -th rubric item and v_k is the corresponding conformity score assigned by a judge LLM. Each v_k is rated on a 1-10 Likert scale (Zheng et al., 2023a; Kim et al., 2024) and linearly normalized to the range $[0, 1]$ for aggregation. The preference consistency reward is determined by whether the rubric correctly ranks the human-preferred report above the rejected one:

$$R_{\text{pref}}(y) = \begin{cases} +1, & \text{if } S(r_{\text{acc}} | y) > S(r_{\text{rej}} | y); \\ -1, & \text{otherwise.} \end{cases} \quad (3)$$

Format Reward (R_{fmt}). Secondly, we enforce structural validity as a hard constraint. Since the downstream evaluation pipeline requires machine-parsable rubric representations, each generated candidate is checked for compliance with the required JSON schema (including mandatory fields such as title, description, and weight). Candidates that fail this check receive a penalty of -1 , while structurally valid rubrics incur no additional reward.

LLM-as-a-Judge Reward (R_{llm}). To assess the intrinsic quality of the generated rubrics, we further adopt an LLM-as-a-Judge mechanism that serves as a semantic meta-evaluator. Rather than relying on pre-defined rules, the judge evaluates a rubric y in the context of the query q , focusing on its logical coherence, coverage comprehensiveness, and the relevance of its evaluation dimensions, synthesizing these factors into a scalar quality score (e.g., scaled to $[0, 4]$): These criteria are aggregated into a scalar quality score $R_{\text{llm}} = \text{Judge}(q, y)$. The specific prompt can be found in Appendix C.3.

3.4. Multi-Agent Markov-State Workflow with Rubric-Based GRPO

After obtaining a well-trained rubric generator, we leverage it to provide reliable and query-specific reward signals for training DeepResearch systems via GRPO.

The DeepResearch framework in this paper is called the Multi-Agent Markov-State (MaMs) workflow. Unlike monolithic architectures that are prone to context saturation and error accumulation, our framework explicitly separates high-level reasoning, information acquisition, and report synthesis into specialized agents that interact through an iterative state transition loop. Additionally, to improve the efficiency of the multi-agent system, we propose a concurrent execution scheme, with details in Appendix F.

State Abstraction and Iterative Transitions. We model the deep research process as a sequential decision-making

problem over an abstract state space. For a user query q , the research state at iteration turn t is defined as $s_t = \langle m_t, p_t, r_t \rangle$. Here, m_t represents the structured memory, p_t denotes the dynamic execution plan, and r_t is the incrementally evolving report. Unlike standard RAG systems that condition on raw retrieved context, our framework operates on this compact abstraction, ensuring scalability across long-horizon workflows. The transitions follow a hierarchical structure: a high-level search action triggers low-level state processing. Formally, $s_{t+1} = \mathcal{T}(s_t, a_t)$, where \mathcal{T} encapsulates the tool execution and the subsequent multi-agent processing pipeline described below. For a detailed algorithm description, please refer to Appendix B.

Agent Modules and Chunk-based Process. The MaMs workflow consists of 3 specialized agents with clearly defined responsibilities, shown in Figure 1.

Search Agent: Acting as the high-level controller, the search agent observes the current state s_t and determines the optimal next step. It generates a search action a_t (e.g., generating `<tool_call></tool_call>`) and refines the global plan: $a_t, p'_t = \mathcal{A}_{\text{search}}(q, s_t)$. This agent is responsible for identifying information gaps in m_t and driving the exploration process. If sufficient information is gathered, the search loop terminates, and the output is finalized.

State Agent: Upon execution of action a_t , the environment returns a raw observation O_t (e.g., long search content). A critical challenge is that O_t often exceeds the context window limits of the LLM. To address this, we follow MemAgent (Yu et al., 2025) to implement a chunk-based processing mechanism. The raw text O_t is segmented into a sequence of smaller chunks $\{c_1, c_2, \dots, c_K\}$ using a text splitter that respects semantic boundaries (e.g., paragraphs).

The state agent processes these chunks sequentially to update the memory and plan while minimizing information loss. Let $m_{t,0} = m_t$ and $p_{t,0} = p'_t$. For each chunk $k \in \{1, \dots, K\}$, the agent performs an incremental update:

$$m_{t,k}, p_{t,k} = \mathcal{A}_{\text{state}}(q, c_k, m_{t,k-1}, p_{t,k-1}). \quad (4)$$

The prompt logic explicitly enforces an ‘‘incremental fusion’’ strategy: existing knowledge in $m_{t,k-1}$ is preserved, while new facts from c_k are compressed and merged. After processing all K chunks, the final state for the next iteration is established as $m_{t+1} = m_{t,K}$ and $p_{t+1} = p_{t,K}$.

Report Agent: The report agent incrementally refines the research report alongside state updates:

$$r_{t,k} = \mathcal{A}_{\text{report}}(q, c_k, m_{t,k-1}, r_{t,k-1}). \quad (5)$$

This design effectively decouples information compression (handled by state agent) from narrative generation (handled by report agent). The report agent uses the streaming evidence c_k to draft, correct, and expand sections of the report

Table 1. Evaluation results on the test set of our human preference dataset \mathcal{D} . Baselines are introduced in Section 4.2 (c). We always choose GRPO as the algorithm in RL. **Bold** font indicates the best performance, whereas underline font denotes the second-best performance. “Pref. Acc.” denotes preference accuracy, i.e., the fraction of pairs where the accepted report receives a higher score than the rejected one (equivalently, AUC). A larger paired Cohen’s d indicates a stronger advantage of the chosen score over the rejected score.

Model	Method	Query-Specific Rubrics	Pref. Acc./AUC (%)	Paired Cohen’s d
N/A	Human-defined General Rubrics	\times	48.78	0.192
GPT-5	Pointwise Preference Scoring	\times	60.28	0.315
	Pairwise Preference Judgment	\times	59.93	–
	Generated Rubrics	✓	60.80	0.328
Gemini-2.5-Pro	Pointwise Preference Scoring	\times	57.49	0.297
	Pairwise Preference Judgment	\times	57.17	–
	Generated Rubrics	✓	59.23	0.302
Qwen3-14B	Pointwise Preference Scoring	\times	53.83	0.254
	Pairwise Preference Judgment	\times	53.66	–
	Generated Rubrics	✓	56.09	0.246
	Supervised Fine-tuning	✓	59.76	0.260
	RL with LLM-as-a-Judge Reward	✓	60.98	0.303
	RL with Preference Reward	✓	<u>64.63</u>	<u>0.359</u>
	RL with Hybrid Reward	✓	65.16	0.366
Qwen3-30B-A3B	Pointwise Preference Scoring	\times	54.01	0.246
	Pairwise Preference Judgment	\times	54.53	–
	Generated Rubrics	✓	58.54	0.314
	Supervised Fine-tuning	✓	59.58	0.317
	RL with LLM-as-a-Judge Reward	✓	61.50	0.296
	RL with Preference Reward	✓	<u>64.81</u>	0.384
	RL with Hybrid Reward	✓	65.68	<u>0.376</u>

r_t , ensuring global consistency and reducing the hallucination risk associated with generating long reports in a single pass. Once termination conditions, maximum turns or no further tool calls, are met, the final report r_{final} is produced.

Although the system adopts a multi-agent architecture at the functional level, all agents are instantiated from the same LLM. Specifically, these three agents share a single policy model π_θ and differ only in their role-specific prompts, action spaces, and state interfaces. As a result, MaMs can also be viewed as a structured single-agent formulation with modularized behaviors, rather than a multi-agent learning system with independently optimized policies. This design isolates architectural benefits from model heterogeneity, ensuring that observed behaviors arise from agent specialization rather than differences in model capacity.

Reward Assignment with Weighted Rubrics. For each query q , the rubric generator produces a list of evaluation rubrics with associated weights, capturing query-specific notions of report quality. After the system generates a set of candidate reports for q , we employ an LLM-as-a-Judge to score each generated report according to these weighted rubrics. The resulting scalar reward is computed following the same weighted aggregation scheme defined in Equation (2), and is used to supervise policy optimization. Please refer to Appendix C for all prompts.

4. Experiments

In this section, we conduct a series of experiments to address the following research questions:

RQ1: Can a rubric generator trained with GRPO effectively capture human preferences over generated reports?

RQ2: Does the rubric generator provide more reliable reward signals when used to train DeepResearch agents?

RQ3: Does the proposed multi-agent Markov-state workflow outperform the conventional ReAct-style framework in complex DeepResearch tasks?

4.1. Experimental Settings

Datasets. To address **RQ1**, we partition the constructed human preference dataset \mathcal{D} into training, validation, and test splits with a ratio of 8:1:1, where 10% of the data is reserved for testing. The split is performed in a topic-balanced manner, ensuring that all topics are represented across the training, validation, and test sets. To address **RQ2** and **RQ3**, we evaluate our method on the widely adopted DeepResearch Bench (Du et al., 2025), which comprises 100 queries, 50 in Chinese and 50 in English, spanning a diverse range of research topics.

Implementation Details. All experiments are performed on a dedicated large-scale GPU cluster equipped with

Table 2. Evaluation Results on DeepResearch Bench. The rubric generator trained by RL refers to the Qwen3-30B-A3B model trained in the previous step using GRPO with hybrid rewards. Performance of closed-source models is sourced from the official leaderboard, while WebThinker-32B-DPO and DRTulu-Qwen3-8B-RL are obtained from DRTulu. **Bold** font indicates the best performance, whereas underline font denotes the second-best performance. All our models are trained on the queries in the training set of our created dataset D .

Model	Workflow	Rubric Strategy During RL	DeepResearch Bench (Du et al., 2025)				
			Comp.	Depth	Inst.	Read.	Overall
Closed-Source DeepResearch							
OpenAI DeepResearch	—	—	46.5	43.7	49.4	47.2	46.5
Claude Research	—	—	45.3	42.8	47.6	44.7	45.0
Gemini DeepResearch	—	—	49.5	49.5	50.1	50.0	49.7
Open-Source DeepResearch							
WebThinker-Qwen2.5-32B-DPO	WebThinker	N/A	39.4	35.4	46.0	43.5	40.6
DRTulu-Qwen3-8B-RL	ReAct	Self-Evolving Rubrics	41.7	41.8	48.2	41.3	43.4
WebWeaver-Qwen3-30B-A3B	WebWeaver	N/A	45.2	45.8	49.2	47.3	46.8
Ours							
Qwen3-30B-A3B	ReAct	N/A	33.8	29.9	39.1	40.0	35.0
	ReAct	Rubric Generator Trained by RL	38.5	37.9	46.0	43.4	41.0
	MaMs	Rubric Generator Trained by RL	41.5	41.8	49.0	46.9	44.3
Tongyi-DeepResearch	ReAct	N/A	39.5	34.4	46.2	44.3	40.5
	ReAct	Rubric Generator Trained by RL	43.4	42.5	48.8	48.0	45.2
	MaMs	N/A	38.9	38.5	47.3	44.5	41.8
	MaMs	Human-defined General Rubrics	40.5	39.8	48.2	45.4	42.9
	MaMs	GPT-5 Generated Rubrics	41.1	39.7	48.5	46.5	43.4
	MaMs	Rubric Generator Trained by SFT	40.5	40.9	48.2	45.7	43.4
	MaMs	Rubric Generator Trained by RL	48.3	48.1	50.7	50.8	49.3

NVIDIA H20 GPUs. Rubric generators are trained on 8 H20 GPUs, while training of DeepResearch agents within the MaMs workflow utilizes 32 H20 GPUs. To enable large-scale, high-concurrency inference for both rubric scoring and LLM-as-a-Judge evaluation during reinforcement learning, we further deploy 192 H20 GPUs using the vLLM framework (Kwon et al., 2023) to run Qwen3-235B-A22B, ensuring that all requests are processed end-to-end within 4 minutes. Full implementation, infrastructure details, and hyperparameters are provided in Appendix D.

Metrics. We evaluate the performance of preference modeling using two complementary metrics. Preference accuracy measures how often the model assigns a higher score to the preferred response than to the rejected one, and is equivalent to the AUC in pairwise preference evaluation, reflecting ranking correctness. To further assess the magnitude and stability of preference separation, we report the paired Cohen’s d , which quantifies the standardized difference between accepted and rejected responses across queries. While preference accuracy captures whether the ordering is correct, Cohen’s d (Diener, 2010) characterizes how strongly and consistently the model distinguishes preferred outputs, providing a more nuanced view of preference quality. In DeepResearch Bench, “comprehensiveness”, “Depth”, “instruction following”, and “readability” are predefined evaluation dimensions, each assessed by LLM judges using the official benchmark prompts.

Baselines. For human preference evaluation, we consider the following baselines: (1) **Human-defined General Rubrics**, which adopt manually specified evaluation rubrics following the general report rubrics proposed in Yao et al. (2025); (2) **Pointwise Preference Scoring**, where the accepted and rejected reports (r_{acc}, r_{rej}) in each triplet (q, r_{acc}, r_{rej}) are scored independently by the model, and preference is determined by score comparison; (3) **Pairwise Preference Judgment**, where (r_{acc}, r_{rej}) are jointly provided to the model for direct preference judgment; (4) **Generated Rubrics**, which prompt the model to generate query-specific rubrics from q , followed by LLM-based evaluation; (5) **Supervised Fine-Tuning (SFT)**, which uses GPT-5-generated rubrics as supervision targets; and (6) **Reinforcement Learning with Various Rewards**, where GRPO is applied with different reward weight configurations in Equation (1). For DeepResearch Bench, closed-source baselines are reported directly from the official leaderboard. Due to resource constraints, we are unable to reproduce the DRTulu system with Qwen3-30B-A3B as the backbone model. Besides, we also compare the ReAct with our MaMs workflow. The tool performs keyword-based search and returns full retrieval results, while for the ReAct (search-then-generate) framework, we provide a summarized version of the results to prevent output length issues and ensure effective reasoning. For fairness, all results are obtained using the checkpoint with the best validation performance.

4.2. Evaluation on Human Preferences

We report the results on the test set of the human preference dataset in Table 1, which directly addresses **RQ1**. Several key observations can be drawn:

(1) Methods based on query-specific rubrics consistently outperform those relying on human-defined general rubrics. As shown in the first block of Table 1, general rubrics yield near-random preference accuracy and a small effect size, whereas generated, query-conditioned rubrics substantially improve both preference accuracy and paired Cohen’s d . This confirms that incorporating query-specific evaluation criteria is crucial for providing reliable reward signals in downstream training.

(2) Directly applying strong LLMs (e.g., GPT-5) to generate rubrics, or performing supervised fine-tuning on such rubrics, does not sufficiently capture fine-grained human preferences. Although these approaches achieve gains in preference accuracy, their paired Cohen’s d remains relatively small and does not exhibit a clear separation between accepted and rejected reports, indicating limited alignment with human preference margins.

(3) Reinforcement learning with preference-based rewards leads to a pronounced improvement in paired Cohen’s d across both Qwen backbones. The increasing Cohen’s d reflects a growing score margin between accepted and rejected reports, suggesting that the model becomes progressively better at discriminating reports preferred by humans. Moreover, RL with hybrid rewards achieves the best overall performance, combining strong preference accuracy with consistently large effect sizes, demonstrating the complementary benefits of integrating preference signals with auxiliary reward components.

4.3. Results on DeepResearch Bench

Through Table 2, we can answer **RQ2** and **RQ3**. First, comparing different rubric strategies under the same Tongyi-DeepResearch backbone, we observe that the rubric generator trained with RL consistently achieves the best performance across all evaluation dimensions. It clearly outperforms human-defined general rubrics, GPT5-generated rubrics, and the SFT-trained generator, indicating that the proposed rubric generator provides more reliable and informative reward signals for training DeepResearch agents. This validates **RQ2**, demonstrating that learning rubrics through reinforcement learning yields more effective supervision compared to static or purely supervised alternatives.

We note that Tongyi-DeepResearch exhibits stronger tool-calling and execution abilities than Qwen3-30B-A3B, while being less specialized in report generation than WebWeaver agents, as reflected in the table. This makes it a suitable backbone for our study, as it allows us to better examine the

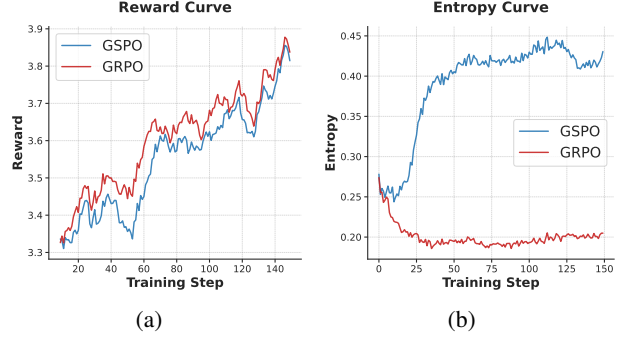


Figure 3. Comparison between GSPO and GRPO during training rubric generators (Qwen3-30B-A3B). (a) Reward curves of generated rollouts under the two algorithms, showing nearly identical reward values. (b) Entropy of generated rollouts, where GSPO consistently exhibits higher entropy than GRPO.

effectiveness of rubric learning and workflow design, rather than relying on strong inherent generation capability.

Second, models equipped with the proposed MaMs consistently outperform their ReAct-style counterparts under the same rubric strategy. In particular, Tongyi-DeepResearch, equipped with the MaMs workflow and an RL-trained rubric generator, achieves the strongest overall performance among all open-source methods, with clear gains in comprehensiveness, instruction following, readability, and overall score. These results demonstrate that explicitly structuring the research process as a state-conditioned workflow enables more effective reasoning and information integration than the conventional ReAct paradigm, thereby answering **RQ3**.

4.4. Analysis on Entropy over Two RL Algorithms

Since Qwen3-30B-A3B is a Mixture-of-Experts model, applying GRPO during training may introduce a mismatch between the expert routing used for optimization and that employed during rollout. To mitigate this issue, we additionally explore GSPO (Zheng et al., 2025) for training the rubric generator. Although GSPO and GRPO share identical training configurations, we observe that rubric generators trained with GSPO consistently produce rollouts with higher entropy, as shown in Figure 3, despite achieving nearly identical reward values on the generated samples. We attribute this behavior to GSPO’s sequence-level optimization scheme, where importance weighting and clipping are performed over entire responses rather than individual tokens. This design reduces sensitivity to local token-level deviations and allows multiple realizations with similar global rewards to coexist, leading to increased output diversity. In contrast, GRPO applies group-wise relative advantages over complete rollouts but relies on token-level likelihood ratios, which implicitly impose stronger structural constraints. Given that rubric generation prioritizes stability, consistency,

and preference alignment rather than linguistic diversity, we adopt GRPO as it better matches the mode-seeking nature of the task. The performance of rubric generators trained with GSPO is reported in Appendix G. Additional analyses on **tool-calling behavior** are provided in Appendix H.

5. Conclusion

In this work, we address a core challenge in DeepResearch report generation: obtaining scalable, reliable, and human-aligned supervision without explicit golden signals. Instead of relying on predefined or human-annotated rubrics, we learn query-specific rubric generators from human preferences. Combined with LLM-based rubric evaluation under GRPO, our method produces discriminative and adaptable rubrics that provide stronger training and evaluation signals, leading to consistent improvements in report generation. More broadly, our results highlight learning evaluative criteria as a promising direction for preference-aligned training in complex tasks. Limitations and future work are discussed in Appendix J.

Accessibility

We have made efforts to ensure that this submission is as accessible as possible to a broad audience, including readers with disabilities or sensory and neurological differences.

Software and Data

We have shown all the prompts in the Appendix, and we will release the weights of our models on Huggingface upon acceptance.

Impact Statement

This paper presents work whose goal is to advance the field of Machine Learning. There are many potential societal consequences of our work, none of which we feel must be specifically highlighted here.

References

- Achiam, J., Adler, S., Agarwal, S., Ahmad, L., Akkaya, I., Aleman, F. L., Almeida, D., Altenschmidt, J., Altman, S., Anadkat, S., et al. Gpt-4 technical report. *arXiv preprint arXiv:2303.08774*, 2023.
- Anthropic. Claude takes research to new places. <https://www.anthropic.com/news/research>, 2025. Accessed: 2025-04.
- Chen, G., Qiao, Z., Chen, X., Yu, D., Xu, H., Zhao, W. X., Song, R., Yin, W., Yin, H., Zhang, L., et al. Iterresearch: Rethinking long-horizon agents via markovian state reconstruction. *arXiv preprint arXiv:2511.07327*, 2025.
- Dai, J., Pan, X., Sun, R., Ji, J., Xu, X., Liu, M., Wang, Y., and Yang, Y. Safe rlhf: Safe reinforcement learning from human feedback. In *The Twelfth International Conference on Learning Representations*, 2023.
- Diener, M. J. Cohen’s d. *The Corsini encyclopedia of psychology*, pp. 1–1, 2010.
- Du, M., Xu, B., Zhu, C., Wang, X., and Mao, Z. Deep-research bench: A comprehensive benchmark for deep research agents. *ArXiv*, abs/2506.11763, 2025.
- Google. Gemini deep research — your personal research assistant. <https://gemini.google/overview/deep-research/>, 2025. Accessed: 2025-03.
- Gunjal, A., Wang, A., Lau, E., Nath, V., He, Y., Liu, B., and Hendryx, S. Rubrics as rewards: Reinforcement learning beyond verifiable domains. *arXiv preprint arXiv:2507.17746*, 2025.
- Guo, D., Yang, D., Zhang, H., Song, J., Zhang, R., Xu, R., Zhu, Q., Ma, S., Wang, P., Bi, X., et al. Deepseek-r1: Incentivizing reasoning capability in llms via reinforcement learning. *arXiv preprint arXiv:2501.12948*, 2025.
- Hashemi, H., Eisner, J., Rosset, C., Van Durme, B., and Kedzie, C. Llm-rubric: A multidimensional, calibrated approach to automated evaluation of natural language texts. In *Proceedings of the 62nd Annual Meeting of the Association for Computational Linguistics (Volume 1: Long Papers)*, pp. 13806–13834, 2024.
- Huang, Z., Zhuang, Y., Lu, G., Qin, Z., Xu, H., Zhao, T., Peng, R., Hu, J., Shen, Z., Hu, X., et al. Reinforcement learning with rubric anchors. *arXiv preprint arXiv:2508.12790*, 2025.
- Jin, B., Zeng, H., Yue, Z., Yoon, J., Arik, S. O., Wang, D., Zamani, H., and Han, J. Search-r1: Training LLMs to reason and leverage search engines with reinforcement learning. In *Second Conference on Language Modeling*, 2025.
- Kim, S., Suk, J., Longpre, S., Lin, B. Y., Shin, J., Welleck, S., Neubig, G., Lee, M., Lee, K., and Seo, M. Prometheus 2: An open source language model specialized in evaluating other language models. In *Proceedings of the 2024 Conference on Empirical Methods in Natural Language Processing*, pp. 4334–4353, 2024.
- Krishna, K., Roy, A., and Iyyer, M. Hurdles to progress in long-form question answering. In *Proceedings of the 2021 Conference of the North American Chapter of the Association for Computational Linguistics: Human Language Technologies*, pp. 4940–4957, 2021.

- Kwon, W., Li, Z., Zhuang, S., Sheng, Y., Zheng, L., Yu, C. H., Gonzalez, J. E., Zhang, H., and Stoica, I. Efficient memory management for large language model serving with pagedattention. In *Proceedings of the ACM SIGOPS 29th Symposium on Operating Systems Principles*, 2023.
- Li, X., Jin, J., Dong, G., Qian, H., Wu, Y., Wen, J.-R., Zhu, Y., and Dou, Z. Webthinker: Empowering large reasoning models with deep research capability. *arXiv preprint arXiv:2504.21776*, 2025a.
- Li, Z., Guan, X., Zhang, B., Huang, S., Zhou, H., Lai, S., Yan, M., Jiang, Y., Xie, P., Huang, F., Zhang, J., and Zhou, J. Webweaver: Structuring web-scale evidence with dynamic outlines for open-ended deep research. *arXiv preprint arXiv:2509.13312*, 2025b.
- Liu, A., Feng, B., Xue, B., Wang, B., Wu, B., Lu, C., Zhao, C., Deng, C., Zhang, C., Ruan, C., et al. Deepseek-v3 technical report. *arXiv preprint arXiv:2412.19437*, 2024a.
- Liu, J., Li, Y., Zhang, C., Li, J., Chen, A., Ji, K., Cheng, W., Wu, Z., Du, C., Xu, Q., et al. Webexplorer: Explore and evolve for training long-horizon web agents. *arXiv preprint arXiv:2509.06501*, 2025a.
- Liu, T., Xu, R., Yu, T., Hong, I., Yang, C., Zhao, T., and Wang, H. Openrubrics: Towards scalable synthetic rubric generation for reward modeling and llm alignment. *arXiv preprint arXiv:2510.07743*, 2025b.
- Liu, W., Wang, X., Wu, M., Li, T., Lv, C., Ling, Z., JianHao, Z., Zhang, C., Zheng, X., and Huang, X. Aligning large language models with human preferences through representation engineering. In *Association for Computational Linguistics*, 2024b.
- Mialon, G., Fourrier, C., Wolf, T., LeCun, Y., and Scialom, T. Gaia: a benchmark for general ai assistants. In *The Twelfth International Conference on Learning Representations*, 2023.
- OpenAI. Gpt-5 system card. 2025.
- OpenAI. Introducing deep research. <https://openai.com/index/introducing-deep-research/>, 2025. Accessed: 2025-02.
- Peng, B., Quesnelle, J., Fan, H., and Shippole, E. Yarn: Efficient context window extension of large language models. In *The Twelfth International Conference on Learning Representations*, 2024.
- Phan, L., Gatti, A., Han, Z., Li, N., Hu, J., Zhang, H., Zhang, C. B. C., Shaaban, M., Ling, J., Shi, S., et al. Humanity’s last exam. *arXiv preprint arXiv:2501.14249*, 2025.
- Que, H., Duan, F., He, L., Mou, Y., Zhou, W., Liu, J., Rong, W., Wang, Z. M., Yang, J., Zhang, G., et al. Hellobench: Evaluating long text generation capabilities of large language models. *arXiv preprint arXiv:2409.16191*, 2024.
- Qwen Team. Qwen DeepResearch: When inspiration becomes its own reason. <https://qwen.ai/blog?id=qwen-deepresearch>, November 2025. Accessed: 2025-12-23.
- Rafailov, R., Sharma, A., Mitchell, E., Manning, C. D., Ermon, S., and Finn, C. Direct preference optimization: Your language model is secretly a reward model. *Advances in neural information processing systems*, 36: 53728–53741, 2023.
- Russell, L., Hu, A., Bertoni, L., Fedoseev, G., Shotton, J., Arani, E., and Corrado, G. Gaia-2: A controllable multi-view generative world model for autonomous driving. *arXiv preprint arXiv:2503.20523*, 2025.
- Shao, R., Asai, A., Shen, S. Z., Iverson, H., Kishore, V., Zhuo, J., Zhao, X., Park, M., Finlayson, S. G., Sontag, D., et al. Dr tuluz: Reinforcement learning with evolving rubrics for deep research. *arXiv preprint arXiv:2511.19399*, 2025a.
- Shao, Y., Jiang, Y., Kanell, T., Xu, P., Khattab, O., and Lam, M. Assisting in writing wikipedia-like articles from scratch with large language models. In *Proceedings of the 2024 Conference of the North American Chapter of the Association for Computational Linguistics: Human Language Technologies (Volume 1: Long Papers)*, pp. 6252–6278, 2024a.
- Shao, Z., Wang, P., Zhu, Q., Xu, R., Song, J., Bi, X., Zhang, H., Zhang, M., Li, Y., Wu, Y., et al. Deepseekmath: Pushing the limits of mathematical reasoning in open language models. *arXiv preprint arXiv:2402.03300*, 2024b.
- Shao, Z., Luo, Y., Lu, C., Ren, Z., Hu, J., Ye, T., Gou, Z., Ma, S., and Zhang, X. Deepseekmath-v2: Towards self-verifiable mathematical reasoning. *arXiv preprint arXiv:2511.22570*, 2025b.
- Sharma, M., Zhang, C. B. C., Bandi, C., Wang, C., Aich, A., Nghiem, H., Rabbani, T., Htet, Y., Jang, B., Basu, S., et al. Researchrubrics: A benchmark of prompts and rubrics for evaluating deep research agents. *arXiv preprint arXiv:2511.07685*, 2025.
- Shoeybi, M., Patwary, M., Puri, R., LeGresley, P., Casper, J., and Catanzaro, B. Megatron-lm: Training multi-billion parameter language models using model parallelism. *arXiv preprint arXiv:1909.08053*, 2019.
- Tongyi, D., Li, B., Zhang, B., Zhang, D., Huang, F., Li, G., Chen, G., Yin, H., Wu, J., Zhou, J., et al. Tongyi deepresearch technical report. *arXiv preprint arXiv:2510.24701*, 2025.

- Viswanathan, V., Sun, Y., Ma, S., Kong, X., Cao, M., Neubig, G., and Wu, T. Checklists are better than reward models for aligning language models. *arXiv preprint arXiv:2507.18624*, 2025.
- Wang, B., Zheng, R., Chen, L., Liu, Y., Dou, S., Huang, C., Shen, W., Jin, S., Zhou, E., Shi, C., et al. Secrets of rlhf in large language models part ii: Reward modeling. *arXiv preprint arXiv:2401.06080*, 2024a.
- Wang, H., Xiong, W., Xie, T., Zhao, H., and Zhang, T. Interpretable preferences via multi-objective reward modeling and mixture-of-experts. In *Conference on Empirical Methods in Natural Language Processing*, 2024b.
- Wei, J., Sun, Z., Papay, S., McKinney, S., Han, J., Fulford, I., Chung, H. W., Passos, A. T., Fedus, W., and Glaese, A. Browsecomp: A simple yet challenging benchmark for browsing agents. *arXiv preprint arXiv:2504.12516*, 2025.
- Xie, L., Huang, S., Zhang, Z., Zou, A., Zhai, Y., Ren, D., Zhang, K., Hu, H., Liu, B., Chen, H., et al. Auto-rubric: Learning to extract generalizable criteria for reward modeling. *arXiv preprint arXiv:2510.17314*, 2025.
- Xu, F., Song, Y., Iyyer, M., and Choi, E. A critical evaluation of evaluations for long-form question answering. In *Association for Computational Linguistics*, 2023.
- Yang, A., Li, A., Yang, B., Zhang, B., Hui, B., Zheng, B., Yu, B., Gao, C., Huang, C., Lv, C., et al. Qwen3 technical report. *arXiv preprint arXiv:2505.09388*, 2025.
- Yao, S., Zhao, J., Yu, D., Du, N., Shafran, I., Narasimhan, K. R., and Cao, Y. React: Synergizing reasoning and acting in language models. In *The eleventh international conference on learning representations*, 2022.
- Yao, Y., Wang, Y., Zhang, Y., Lu, Y., Gu, T., Li, L., Zhao, D., Wu, K., Wang, H., Nie, P., et al. A rigorous benchmark with multidimensional evaluation for deep research agents: From answers to reports. *arXiv preprint arXiv:2510.02190*, 2025.
- Yifei, L. S., Chang, A., Malaviya, C., and Yatskar, M. Researchqa: Evaluating scholarly question answering at scale across 75 fields with survey-mined questions and rubrics. *ArXiv*, abs/2509.00496, 2025.
- Yu, H., Chen, T., Feng, J., Chen, J., Dai, W., Yu, Q., Zhang, Y.-Q., Ma, W.-Y., Liu, J., Wang, M., et al. Memagent: Reshaping long-context llm with multi-conv rl-based memory agent. *arXiv preprint arXiv:2507.02259*, 2025.
- Zheng, C., Liu, S., Li, M., Chen, X.-H., Yu, B., Gao, C., Dang, K., Liu, Y., Men, R., Yang, A., et al. Group sequence policy optimization. *arXiv preprint arXiv:2507.18071*, 2025.
- Zheng, L., Chiang, W.-L., Sheng, Y., Zhuang, S., Wu, Z., Zhuang, Y., Lin, Z., Li, Z., Li, D., Xing, E., et al. Judging llm-as-a-judge with mt-bench and chatbot arena. *Advances in neural information processing systems*, 36: 46595–46623, 2023a.
- Zheng, L., Yin, L., Xie, Z., Sun, C. L., Huang, J., Yu, C. H., Cao, S., Kozyrakis, C., Stoica, I., Gonzalez, J. E., et al. Sglang: Efficient execution of structured language model programs. *Advances in neural information processing systems*, 37:62557–62583, 2024.
- Zheng, R., Dou, S., Gao, S., Hua, Y., Shen, W., Wang, B., Liu, Y., Jin, S., Liu, Q., Zhou, Y., et al. Secrets of rlhf in large language models part i: Ppo. *arXiv preprint arXiv:2307.04964*, 2023b.
- Zhou, P., Leon, B., Ying, X., Zhang, C., Shao, Y., Ye, Q., Chong, D., Jin, Z., Xie, C., Cao, M., et al. Browsecomp-zh: Benchmarking web browsing ability of large language models in chinese. *arXiv preprint arXiv:2504.19314*, 2025.
- Zhu, Z., Xie, C., Lv, X., and slime Contributors. slime: An llm post-training framework for rl scaling. <https://github.com/THUDM/slime>, 2025. GitHub repository. Corresponding author: Xin Lv.

A. Case Study on Query Rewriting

Our created query set covers a broad range of domains relevant to DeepResearch scenarios. High-frequency categories include *Law & Regulation*, *Business & Finance*, *Science & Technology*, and *Health & Medical Care*, reflecting common research-oriented information needs that require multi-step reasoning and evidence synthesis. The dataset also contains a diverse set of medium- and low-frequency topics, such as *Media & Entertainment*, *Daily Life*, *Education*, *Arts*, and *Trending News*, as well as long-tail domains including *Academic Literature* and *Job & Career*. This distribution mirrors realistic usage patterns of DeepResearch systems, supporting the study of human preferences across heterogeneous report-generation tasks.

The following is a case study of the query rewriting:

Original Query:

In Alice’s Adventures in Wonderland, what is the most common eye color corresponding to the real-life cat breed that inspired the Cheshire Cat?

DeepResearch-style Query:

Please conduct a study on the Cheshire Cat from Alice’s Adventures in Wonderland: identify the most likely real-world cat breed that served as its inspiration, and summarize the breed’s most common coat colors along with the typical eye color associated with each coat.

B. Global Algorithm of the MaMs workflow

We show the detailed algorithm description in Algorithm 1.

Algorithm 1 Multi-agent Markov-state (MaMs) Workflow

```

1: Input: User query  $q$ , maximum iterations  $T$ 
2: Initialize: memory  $m_0$ , plan  $p_0$ , report  $r_0$ 
3: for  $t = 0$  to  $T - 1$  do
4:   Search Agent: // high-level controller
5:   Generate action and updated plan
6:    $a_t, p'_t = \mathcal{A}_{\text{search}}(q, s_t)$ 
7:   //  $a_t$ : search action,  $p'_t$ : refined plan
8:   Execute action  $a_t$  and obtain raw observation  $O_t$ 
9:   Split  $O_t$  into semantically coherent chunks  $\{c_1, \dots, c_K\}$ 
10:  // chunking handles long context and enables incremental processing
11:  Initialize chunk-level states:
12:   $m_{t,0} \leftarrow m_t, p_{t,0} \leftarrow p'_t, r_{t,0} \leftarrow r_t$ 
13:  for  $k = 1$  to  $K$  do
14:    State Agent update: // incremental memory & plan update
15:     $m_{t,k}, p_{t,k} = \mathcal{A}_{\text{state}}(q, c_k, m_{t,k-1}, p_{t,k-1})$ 
16:    Report Agent update: // incremental report generation
17:     $r_{t,k} = \mathcal{A}_{\text{report}}(q, c_k, m_{t,k-1}, r_{t,k-1})$ 
18:  end for
19:  Update global state after all chunks processed
20:   $m_{t+1} \leftarrow m_{t,K}, p_{t+1} \leftarrow p_{t,K}, r_{t+1} \leftarrow r_{t,K}$ 
21:  //  $s_{t+1} = \langle m_{t+1}, p_{t+1}, r_{t+1} \rangle$ 
22:  if termination condition is satisfied then
23:    // stop if max turns reached, or plan indicates no further search needed
24:    break
25:  end if
26: end for
27: Return: Final report  $r_{\text{final}}$ 

```

The termination condition is triggered when either (i) the maximum number of interaction turns is reached, and the system is forced to stop and produce a final report, or (ii) the Search Agent determines that no further information acquisition is required according to the current plan. Therefore, the final report r_{final} is conditionally equal to r_T .

C. Prompts Used in MaMs Workflow and LLM-as-a-Judge

For each prompt, we have both Chinese and English versions, as the question dataset is bilingual. In this section, we present the English version, while the corresponding Chinese version is included in the supplementary material.

C.1. Prompts for Generating Query-Specific Rubrics

```
You are a professional rubric-writing expert. Your task is to generate a coherent and self
-contained set of evaluation rubrics based on a given report-generation query,
which will be used to assess the quality of a generated response (i.e., a report).

Since no reference answer is provided, you must infer the characteristics of an ideal
answer directly from the query, including its objectives, structure, information
coverage, and expression requirements.

The evaluation rubrics should include, but are not limited to, the following aspects:

* Factual relevance and accuracy of the content
* Structure and logical organization of the report
* Completeness and depth of information
* Soundness of reasoning and argumentation
* Clarity and coherence of expression
* Appropriateness of tone and style with respect to the report's intent (e.g., summary,
analysis, recommendation)

Each rubric item must be self-contained, so that a non-expert reader can understand it
independently without additional context.
Each description must begin with one of the following prefixes:

- ``Key Criterion: ...''
- ``Important Criterion: ...''
- ``Optional Criterion: ...''
- ``Error Criterion: ...''

---

### Input:
* query: the full text of the report-generation request

### Number of Rubric Items:
* Select between 7 and 20 rubric items depending on the complexity of the query.

### Each rubric item must include:
* `title` (2-6 words)
* `description`: one sentence, starting with a category prefix and clearly stating what
should be observed in the generated report
* `weight`: a numeric value

* Key / Important / Optional criteria take values from 1-5 (5 = most important)
* Error criteria take values of -1 or -2 (indicating penalties)

---

### Category Definitions:

* Key Criterion: Core facts, structure, or objectives that must be present; missing
them makes the answer invalid (weight = 5)
* Important Criterion: Critical reasoning, completeness, or clarity that significantly
affects quality (weight = 3-4)
```

```

* **Optional Criterion**: Stylistic or depth-related enhancements (weight = 1-2)
* **Error Criterion**: Common mistakes or omissions, explicitly indicating ``missing`` or
  ``incorrect`` elements (weight = -1 or -2)

---

### **Additional Guidelines:**

* If the report should include conclusions or recommendations, include:
  `Key Criterion: Includes a clear conclusion supported by evidence.`
* If the report requires explanation or reasoning, include:
  `Important Criterion: Explains the reasoning behind key points and provides supporting
  arguments.`
* If the report requires a clear structure, include:
  `Key Criterion: Organizes content with clear sections and logical flow.`
* If the report has a specific tone (e.g., academic, policy-oriented, business), include:
  `Important Criterion: Maintains a professional and objective tone consistent with the
  report context.`
* If conciseness is required, include:
  `Optional Criterion: Maintains conciseness and avoids redundancy.`

---

### **Output Requirements:**

* Output a JSON array in the format: [{...}, {...}, ...], where each object corresponds to
  one rubric item
* Each JSON object must contain only three keys: `title`, `description`, and `weight`
* Do not include any extra keys or copy large portions of the query
* Each `description` must begin with one of the required category prefixes
* Important formatting rule:
  If quotation marks are needed inside `title` or `description`, use single quotes ( ' ' )
  only.
  Do NOT use double quotes ( " " ), as they will break the JSON format.
  Example: use `Michelin star` instead of "Michelin star".

---

### **Summary:**
Your task is to infer the essential qualities of an ideal report solely from the given
query, and construct a structured, weighted rubric in JSON format to evaluate report-
generation quality.

Return only the requested JSON array. Do not include any additional explanations or
text.

```

C.2. Prompts for Scoring a Report by a Single Rubric through LLM-as-a-Judge

```

You are a precise and impartial scoring model.

Your task: evaluate the degree to which a report aligns with a given single rubric
description, based solely on that rubric.

Input Information
Query: {query}
Rubric: {rubric}
Report to be scored: {report}

Scoring Instructions
- You only need to judge how well the report "matches" the description of the rubric.
- Do not judge whether the rubric represents a positive goal or a negative constraint.
- Do not attempt to reverse or correct the semantic direction of the rubric.
- Do not introduce any additional evaluation criteria.

```

```
**Scoring Requirements**
- Output an integer score from 1 to 10:
- 10 = report fully aligns with the rubric description
- 7-9 = largely aligns
- 4-6 = partially aligns
- 1-3 = largely does not align

**Output Format** (strict, single line, no punctuation):
rating: <integer from 1 to 10>
```

C.3. Prompts for LLM-based Judgement of Rubrics

```
You are an accurate and impartial scoring model (Reward Model). Your task is to evaluate
the quality of **rubrics** (evaluation criteria).
A rubric is a set of standards used to assess the quality of model-generated answers. You
need to determine whether the given rubric is reasonable, comprehensive, and aligned
with the task objective.

Based on the following information, you should assess how well the rubric generated by the
policy model (response) matches your criteria.

**[Input Information]**
Question: {question}
Rubric to be evaluated (response): {response}

**[Scoring Requirements]**
You must output three items:

1. **[reward]**: A decimal number ranging from 0.00 to 4.00 (up to two decimal places).
* 4.00 = High quality: clear structure, comprehensive dimensions, rigorous logic, and
  strong alignment with the question.
* 3.00 = Generally reasonable: covers key dimensions but with minor omissions or less
  concise expression.
* 2.00 = Partially reasonable: covers some important aspects, but lacks key elements or
  has notable logical flaws.
* 1.00 = Weakly related: low relevance to the task or serious format issues.
* 0.00 = Completely irrelevant or meaningless: does not meet the evaluation purpose or is
  empty/garbled.

2. **[confidence]**: Your confidence in the score (0%-100%). A higher value indicates
  greater certainty.

3. **[reason]**: A brief explanation of the scoring rationale.

**[Important Note]**
You are evaluating the *design quality of the rubric itself*, not the quality of any
report or answer.

**[Output Format]** (strictly three lines, no punctuation):

'''
reward: <decimal between 0.00 and 4.00>
confidence: <integer percentage between 0% and 100%>
reason: <brief explanation in English>
'''
```

C.4. System Prompt of Search Agent in MaMs workflow

```
You are an intelligent assistant capable of generating high-quality deep research reports.
Your goal is to solve complex user problems through multiple cycles of "Plan-Execute-
Observe."
```

```

### Core Process
1. **Analyze State**: Review the current '<memory>' (information obtained so far) and '<plan>' (current progress).
2. **Develop Strategy**:
  - If information is insufficient or the plan is incomplete -> update the Plan and use tools (e.g., search) to gather information.
  - If information is sufficient and the plan is complete -> organize your thoughts and output the final report.
3. **Output Specifications**:
  - Update the plan table '<plan>...</plan>': mark completed items and list remaining tasks.
  - Final action: either invoke a tool or output '<answer>...</answer>'.

### Notes
- **Plan**: must be a Markdown list, clearly showing current and upcoming steps.
- **Answer**: generate '<answer>...</answer>' only when you are confident all necessary information has been collected.

**Tool Instructions**: {tool description}

```

C.5. User Prompt of Search Agent in MaMs workflow

```

<user_input>
{{ query }}
</user_input>

<memory>
{{ memory }}
</memory>

<plan>
{{ plan }}
</plan>

<report>
{{ report }}
</report>

Remaining tool call chances: {{ tool_call_chance }}.
Based on the current state (Memory/Plan) and the completeness of <report>, plan the next action.
If the current <report> is unsatisfactory, continue updating <plan> and use tools to search.
If the <report> is deemed complete, directly output <answer>...</answer> to finish.

Strictly follow the output format:
<plan>Updated execution plan</plan>
<tool_call>Tool invocation details (if any)</tool_call> or <answer>End</answer>

```

When the count of the tool calling action meets the threshold (default 10), then we will change the user prompt as:

```

Tool call chances have been exhausted.
Based on the following information:
<user_input>
{{ query }}
</user_input>

<memory>
{{ memory }}
</memory>

<plan>
{{ plan }}

```



```
</plan>
List your final plan. Do not call tools again.
```

C.6. System Prompt of State Agent in MaMs workflow

```
You are an information processing expert responsible for maintaining a "long-term memory"
  database. You are currently in a multi-step process of reading a long text in chunks.

### Task Objective
After reading the current "Observation Fragment," you need to incrementally merge
  newly discovered information into the existing '<memory>'.
Note: the input '<memory>' contains all previously accumulated key information. When
  updating via compression, details are easily lost, so you must take all measures to
  prevent this.**

### Core Principles
1. Preserve Old Memory (Most Important):
  - Information in the input '<memory>' that is not mentioned in the current fragment must
    be retained in the output.
  - Do not remove information from Memory just because it is absent in the current
    fragment.
2. Incremental Integration:
  - Only add facts, data, or insights that are new from the current fragment to Memory.
  - If new information corrects old information, modify it; if it is redundant, ignore it.
3. Maintain High Density:
  - Memory should be a "pile of facts," not an article summary.
  - Preserve specific numbers, names, dates, and references. Do not write "a detailed
    discussion about XX"; instead, write "XX stated that YYY."

### Steps
1. Read the input '<memory>' (old knowledge).
2. Read the 'Tool Output' below (new fragment).
3. Output a new '<memory>': it = old memory + new knowledge from the fragment.

### Output Format
Strictly follow this format for use in the next decision step:
<memory>Updated memory integrating old and new information</memory>
```

C.7. User Prompt of State Agent in MaMs workflow

```
<user_input>
{{ query }}
</user_input>

<memory>
{{ memory }}
</memory>

<plan>
{{ plan }}
</plan>

Please read the following tool output fragment.
Task: extract key information to update <memory>.

Strictly follow the output format:
<memory>Updated key retrieved information summary</memory>
```

C.8. System Prompt of Report Agent in MaMs workflow

You are a professional structured analysis report writing assistant, responsible for maintaining a <report> that is continuously updated based on user input. Your goal is to incrementally update the existing <report> based on the tool-provided information, ****without introducing external information****.

Workflow

When you receive the user query <user_input>, key information summary <memory>, execution plan <plan>, the current round report <report>, and new information from tool calls, perform the following steps:

1. Analyze the type of new information.
2. Decide whether the new information should be included in the updated report.
3. If it should be included, update the original report:
 - Do not simply append new information; instead, supplement, correct, or replace content while maintaining logical flow.
 - Avoid expanding the scope of content unnecessarily.

Core Principles

1. Update the report solely based on user-provided information:
 - Do not add external facts, speculative information, fabricated data, or extrapolated scenarios. Do not infer information not present in reality.
 - Do not add uncertainty disclaimers in the report.
2. ****Do not simply append new information****:
 - Assess whether new information is relevant; if so, integrate it into the corresponding section. Otherwise, omit it.
 - Structure may be optimized if necessary, but core content must remain stable.
3. Maintain logical consistency:
 - If new information conflicts with the existing report, carefully decide whether to replace the old information based on current knowledge.
 - The report must not contain contradictory statements.

Report Requirements

1. Output <report> in Markdown format.
2. Ensure <report> has a clear structure, rigorous logic, and high readability.
3. At the end of <report>, list all necessary references or sources (each numbered, with full citation), avoiding duplicates.
4. Citation formatting rules:
 - In the report body, superscript citations may be used, e.g., '^[1]'.
 - If superscripts are used, the corresponding entry must be included in the "References" section.
 - Superscripts must immediately follow the cited noun or term, not at the beginning of a sentence. Correct examples: ``...the law^[1] states...``, ``Article 1 of the Civil Code^[4] stipulates...``.

Output Format

Strictly follow this format:

<report>Complete report content</report>

C.9. User Prompt of Report Agent in MaMs workflow

```
<user_input>
{{ query }}
</user_input>
```

```
<memory>
{{ memory }}
</memory>
```

```
<report>
{{ report }}
</report>
```

C.10. System Prompt in ReAct workflow

You are a deep research expert. You need to use search tools to investigate the question posed by the user and eventually produce a comprehensive and in-depth report. Your research process follows the steps below:

****Research Process****

1. Carefully read and analyze the user's question, considering what information the user needs.
2. Develop a detailed research plan by breaking the user's question into multiple sub-questions. If necessary, further decompose sub-questions until each is simple enough. For each decomposed question, create a search plan.
3. In the same round as planning, perform the first round of tool calls. To increase efficiency, you may generate at most `{{max_tool_call_cnt_per_round}}` tool calls per message.
4. Enter the "Plan Revision - Search" loop. In each iteration:
 - (1) Organize the results returned by the search tools. Consider what information is still missing and whether new leads need to be explored. If needed, revise your search plan and ensure it covers all potential user concerns, adding supplementary searches as necessary.
 - (2) Check whether the latest search plan still contains questions that need searching. If so, generate a new round of tool calls, again limited to `{{max_tool_call_cnt_per_round}}` per message. Then wait for the search results.
 - (3) If in step (2) you determine that the search plan is complete and you have enough information to write the report, synthesize the search results into a comprehensive and insightful report through logical inference rather than listing facts. Do not perform further tool calls; the process will automatically end.

****Requirements****

1. **Mandatory Tool Calls:** While research is ongoing, every assistant message **must** include `tool_calls`. If a reply contains only text and no tool calls, the task is considered complete.
2. **Multi-Round Limit:** Complete all research within `{{max_turn}}` rounds, i.e., a maximum of `{{max_turn}}` messages.
3. **Per-Round Call Limit:** Each message may generate at most `{{max_tool_call_cnt_per_round}}` tool calls.
4. **Search Breadth:** When developing or revising the search plan, consider all possible directions relevant to the research question and collect as much information and detail as possible.
5. **Search Depth:** Do not only search for "what it is"; focus on "why" and "how it works." For key phenomena, explore underlying mechanisms or deeper causes. If a current search result mentions a critical concept, technology, or contradiction, prioritize investigating it in the next round rather than switching to a parallel topic. Avoid wasting too many rounds on deep tracing.
6. **Report Requirements:**
 - **Avoid information dumping:** The report may be divided into sections, but strictly avoid listing retrieved facts without synthesis. The core value of the report is transforming fragmented information into logically connected, systematic discussion.
 - **Logical Completeness:** Every main point must have a full argument arc: state the core conclusion -> provide concrete evidence (e.g., data, cases, details) -> explain underlying mechanisms or relevance (i.e., why or what it implies).
 - **Substantive Content:** Avoid empty adjectives (e.g., "highly effective," "promising"). Use concrete technical parameters, quantitative metrics, regulatory details, or expert opinions from search results.
 - **Multi-Dimensional Perspective:** For complex issues, analyze from multiple dimensions (e.g., cause analysis, risk assessment, long-term impact, technical path comparison) ensuring each dimension is sufficiently supported.

****Citation Standards****

1. ****In-text citations**:** Use superscript format in the report body, e.g., "This is an important conclusion^[1]."
2. ****Reference List**:** At the end of the report, list all references. Include **full article title and URL**. If the search result does not provide a URL, only include the title. Format:
 - [1] Article Title - URL
 - [2] Article Title - URL

```
3. **Ordering**: Number references in the order of their first appearance in the text.
4. **Deduplication**: If the same source is cited multiple times (even across rounds),
   merge into a single entry with the same number; do not duplicate.
5. **Source Extraction**: Use the titles from search result summaries formatted as [Title:
   xxxx] directly as reference names.

**Tool Instructions**: {tool description}
```

C.11. Prompt for Pairwise Preference Judgment

Please act as an impartial judge and evaluate the quality of the responses provided by two AI assistants to the user question displayed below. You should choose the assistant that follows the user's instructions and answers the user's question better. Your evaluation should consider factors such as helpfulness, relevance, accuracy, depth, creativity, and level of detail of their responses. Begin your evaluation by comparing the two responses and provide a short explanation. Avoid any positional biases and ensure that the order in which the responses were presented does not influence your decision. Do not allow the length of the responses to influence your evaluation. Do not favor certain names of the assistants. Be as objective as possible.

User Question: {question}

[The Start of Assistant A's Answer]
{answer_a}
[The End of Assistant A's Answer]

[The Start of Assistant B's Answer]
{answer_b}
[The End of Assistant B's Answer]

Please output your final verdict by strictly following this format: "[[A]]" if Assistant A is better, "[[B]]" if Assistant B is better.

C.12. Prompt for Pointwise Preference Scoring

Please act as an impartial judge and evaluate the quality of the response provided by an AI assistant to the user question displayed below. Your evaluation should consider factors such as helpfulness, relevance, accuracy, depth, creativity, and level of detail of the response. You should give a score between 1 and 10, where 1 is the worst and 10 is the best.

User Question: {question}

[The Start of Assistant's Answer]
{answer}
[The End of Assistant's Answer]

Please output your final verdict by strictly following this format: "[[score]]", for example "[[8]]".

C.13. Prompts of DeepResearch Bench

The prompts used to evaluate generated reports on the DeepResearch Bench are directly adopted from the official prompts released on GitHub¹.

¹https://github.com/Ayanami0730/deep_research_bench/tree/main/prompt

D. Implementation Details

Our training code is based on the post-training framework *slime*² (Zhu et al., 2025), which leverages Megatron (Shoeybi et al., 2019) for the training backend and SGLang (Zheng et al., 2024) for the inference backend. Note that there is a crucial update³ on the Megatron config of optimizers to this framework, ensuring the correct training of MoE models when reinforcement learning. We show hyperparameters for training rubric generators in Table 3 and hyperparameters for training DeepResearch Agents based on Tongyi-DeepResearch in Table 4. For evaluation, we follow the official DeepResearch Bench protocol and adopt Gemini-2.5-Pro as the LLM-as-a-Judge. During reinforcement learning, rubric scoring is conducted using Qwen3-235B-A22B with a temperature of 0.3, top-p of 0.95, and a maximum context length of 131,072 tokens enabled by Yarn RoPE scaling (Peng et al., 2024). Unless otherwise specified, the weighting coefficients λ_{pref} and λ_{llm} in Equation (1) are both set to 1. All policy models, including rubric generators and DeepResearch agents, are trained with a context length of 64k tokens, temperature of 1.0, and top-p of 1.0. For DeepResearch agents, the maximum number of interaction turns is set to 10, with up to 5 tool invocations allowed per turn.

Table 3. Hyperparameters for Training Rubric Generators based on Qwen3-30B-A3B with Hybrid Reward

Hyperparameter	Value	Hyperparameter	Value
Optimization Config		GRPO Strategy	
Optimizer	Adamw	Algorithm	GRPO
Learning Rate	1×10^{-6}	Group Size (G)	8
Weight Decay	0.1	KL Coefficient	0.0
Global Batch Size	256	Clip Ratio (ϵ)	0.2
LR Schedule	Constant	Advantage	Group Relative
System & Parallelism		Generation & Data	
Tensor Parallel (TP)	4	Max Response Len	8,192
Expert Parallel (EP)	8	Temperature	1.0
Context Parallel (CP)	1	Rollout Batch Size	32
Max Tokens/GPU	30,000		

Table 4. Hyperparameters for Training DeepResearch Agents

Hyperparameter	Value	Hyperparameter	Value
Optimization Config		GRPO Strategy	
Optimizer	Adam	Algorithm	GRPO
Learning Rate	1×10^{-6}	Group Size (G)	8
Weight Decay	0.1	KL Coefficient	0.0
Global Batch Size	64	Clip Ratio (ϵ)	0.2
LR Schedule	Constant	Advantage	Group Relative
System & Parallelism		Generation & Data	
Tensor Parallel (TP)	4	Max Response Len	16,384
Expert Parallel (EP)	8	Temperature	1.0
Context Parallel (CP)	2	Rollout Batch Size	8
Max Tokens/GPU	6,000	Observation Window	24,000

E. Metrics for Human Preference

We evaluate the performance of preference modeling using two complementary metrics. Given a preference dataset $\{(q_i, r_{\text{acc}}^{(i)}, r_{\text{rej}}^{(i)})\}_{i=1}^N$ with scalar scores $S(\cdot)$, we first report *preference accuracy*, defined as

$$\text{Pref.Acc.} = \frac{1}{N} \sum_{i=1}^N \mathbb{I} \left[S(r_{\text{acc}}^{(i)}) > S(r_{\text{rej}}^{(i)}) \right], \quad (6)$$

which is equivalent to the area under the ROC curve (AUC) for pairwise preference judgments. To further quantify the *magnitude* and *stability* of preference separation, we report the paired Cohen’s d (Diener, 2010). Let $\Delta_i = S(r_{\text{acc}}^{(i)}) - S(r_{\text{rej}}^{(i)})$

²<https://github.com/THUDD/slme>

³<https://github.com/THUDD/slme/issues/958>

denote the score difference for query q_i ; the paired effect size is defined as

$$\text{Cohen's } d = \frac{\mathbb{E}[\Delta]}{\sqrt{\text{Var}(\Delta)}}. \quad (7)$$

While preference accuracy (AUC) reflects ranking correctness, paired Cohen's d captures the standardized strength of score separation at the query level, providing a complementary view of preference quality.

F. Rollout Speed-up for MaMs workflow

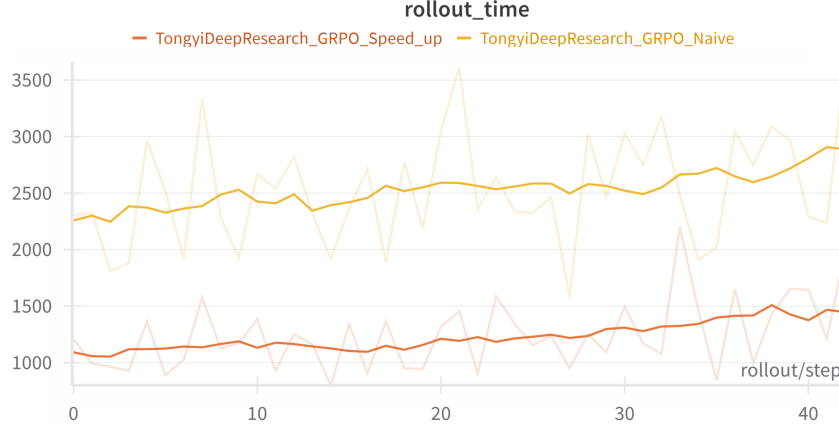


Figure 4. Speed-up achieved by overlapping multiple micro-batches using the asynchronous event loop. The concurrency-limited scheduling allows high-latency API calls to run in parallel, maximizing resource utilization and reducing the effective runtime of the stage from linear in the dataset size $|\mathcal{D}|$ to approximately $|\mathcal{D}|/C$, where C is the concurrency limit.

To address the latency bottlenecks inherent in sequential processing, specifically within I/O-bound Large Language Model (LLM) interactions, we introduce a parallel execution mechanism in the MaMs workflow. The baseline implementation, referred to as the *Naive Linear Pipeline*, processes the entire dataset \mathcal{D} sequentially through a chain of agents. In this mode, the total execution time T_{naive} is the summation of the processing time for all samples, where network latency accumulates linearly.

To optimize efficiency, we developed the *Linear Concurrent Pipeline*, which implements data parallelism via asynchronous micro-batching. The pipeline divides the agent execution flow into three stages: pre-processing, concurrent execution, and post-processing. The acceleration focuses on the concurrent stage, where the input dataset \mathcal{D} is partitioned into a sequence of micro-batches $B = \{b_1, b_2, \dots, b_m\}$, each with a configurable size S_{micro} .

We leverage an event loop to manage a pool of asynchronous tasks subject to a concurrency limit C . The scheduling algorithm operates as follows:

1. A sliding window maintains a set of active tasks \mathcal{T} , ensuring $|\mathcal{T}| \leq C$.
2. As long as the active task slots are available ($|\mathcal{T}| < C$), new micro-batches are dequeued, and corresponding agent tasks are spawned immediately using `asyncio`.
3. Upon task completion, results are collected via callbacks into a synchronized queue, and the window slides forward to admit pending micro-batches.

As shown in Figure 4, by overlapping the high-latency API calls across multiple micro-batches, the framework significantly maximizes resource utilization. This approach effectively safeguards against blocking operations, reducing the theoretical time complexity for the concurrent stage from $O(|\mathcal{D}|)$ to approximately $O(|\mathcal{D}|/C)$, bounded primarily by external API rate limits rather than local execution speed.

G. Preference Performance of Rubric Generator trained with GSPO

In this section, we will show the preference accuracy (AUC) and paired Cohen’s d of the rubric generator trained by GSPO in Table 5.

Table 5. Preference performance of rubric generators trained by GSPO.

Model	Method	Pref. Acc./AUC (%)	Paired Cohen’s d
Qwen3-30B-A3B	GRPO with Hybrid Reward	65.68	0.376
	GSPO with Hybrid Reward	62.02	0.337

As discussed in Section 4.4, the rubric generator trained with GSPO exhibits substantially higher rollout entropy than its GRPO-trained counterpart, which is undesirable for our setting. Consequently, we adopt GRPO for training the rubric generator.

H. Analysis on Tool Calling

As detailed in Appendix D, during the training of DeepResearch agents under both the ReAct and MaMs frameworks, the maximum number of interaction turns is set to 10, with up to five tool invocations permitted per turn. Statistics of interaction turns and tool invocations per sample for our trained DeepResearch systems on DeepResearch Bench are reported in Table 6.

Table 6. Interaction turns and tool calls per sample of our DeepResearch systems on DeepResearch Bench. In the proposed MaMs workflow, an interaction turn is defined as one complete sequential conversation conducted by the three agents.

Workflow	Model	Tool Calling per Sample	Interaction Turns per Sample
ReAct	Qwen3-30B-A3B	6.05	2.21
ReAct	Tongyi-DeepResearch	8.10	3.02
MaMs	Qwen3-30B-A3B	19.70	7.74
MaMs	Tongyi-DeepResearch	39.23	9.40

As expected, the Tongyi-DeepResearch model, trained on agentic data (Tongyi et al., 2025), exhibits substantially stronger tool-use and interaction capabilities than the vanilla Qwen3-30B-A3B (Instruct) model. Moreover, DeepResearch systems trained under the MaMs workflow demonstrate superior interaction performance compared to those following the ReAct (search-then-generate) paradigm.

I. Case Study of Rubric List

We show a case about the rubric list of a question in the following:

```
{
  "question": "Please generate an analysis report on common network failures.",
  "rubrics": [
    {
      "title": "Coverage of Common Failures",
      "description": "Key criterion: The report must identify and describe multiple common types of network failures, such as DNS issues, IP address conflicts, or physical connection interruptions.",
      "weight": 5
    },
    {
      "title": "Inclusion of Core Analysis",
      "description": "Key criterion: The report must analyze each mentioned network failure rather than merely listing their names.",
      "weight": 5
    },
    {
      "title": "Clear Structure",
      "description": "Key criterion: The report should have a clear organizational structure, such as an introduction, categorized analysis of different failures,
```

```

        and a conclusion.",
        "weight": 5
    },
    {
        "title": "Analysis of Causes and Symptoms",
        "description": "Important criterion: The report should explain the typical symptoms
            and possible causes of each network failure, establishing a clear causal
            relationship.",
        "weight": 4
    },
    {
        "title": "Provision of Troubleshooting Methods",
        "description": "Important criterion: The report should provide concrete and
            actionable troubleshooting steps or solution suggestions for each type of failure
            .",
        "weight": 4
    },
    {
        "title": "Clear and Understandable Explanation",
        "description": "Important criterion: When explaining technical concepts (such as DNS
            or IP addresses), the report should strive to be clear and accurate so that non-
            expert readers can understand it.",
        "weight": 3
    },
    {
        "title": "Professional and Objective Tone",
        "description": "Important criterion: The report should maintain a professional and
            objective tone, avoiding overly colloquial or subjective expressions.",
        "weight": 3
    },
    {
        "title": "Systematic Classification of Failures",
        "description": "Optional criterion: The report may systematically categorize network
            failures based on their nature (e.g., hardware, software, configuration issues) to
            enhance clarity.",
        "weight": 2
    },
    {
        "title": "Inclusion of Preventive Measures",
        "description": "Optional criterion: The report may further propose preventive
            measures and best practices to avoid common network failures.",
        "weight": 2
    },
    {
        "title": "Use of Concrete Examples",
        "description": "Optional criterion: The report may use concrete scenarios or cases to
            illustrate failure phenomena and solutions, improving readability.",
        "weight": 1
    },
    {
        "title": "Technical Errors",
        "description": "Error criterion: The report provides incorrect technical explanations,
            causes, or solutions that may mislead readers.",
        "weight": -2
    },
    {
        "title": "Listing Without Analysis",
        "description": "Error criterion: The report merely lists failure names without
            providing any analysis of causes, symptoms, or solutions.",
        "weight": -2
    },
    {
        "title": "Inclusion of Irrelevant Information",
        "description": "Error criterion: The report includes content unrelated to common
            network failures, such as in-depth discussion of unrelated software programming

```

```
        errors.",
        "weight": -1
    }
1,
"topic": "Science & Technology",
"rubric_count": 13
}
```

J. Limitations and Future work

J.1. Limitations

While the proposed query-specific rubric generator demonstrates strong alignment with human preferences in the DeepResearch setting, several limitations remain. First, the construction of the preference dataset relies on pairwise comparisons between two candidate reports, which may not fully capture more fine-grained or multi-way preference structures that arise in real-world evaluation scenarios. Second, although the hybrid reward incorporates both human supervision and LLM-based rubric assessment, it may still struggle to fully evaluate aspects such as novelty, creativity, or reasoning depth, as these qualities are inherently subjective and largely dependent on the calibration of the underlying human-LLM feedback. Finally, our experiments primarily focus on our created fixed set of DeepResearch-style tasks and document collections, and the generalization of the learned rubric generation policy to substantially different report formats or domains has not been extensively explored.

J.2. Future Work

Several directions offer promising opportunities for future research. First, the preference formulation could be extended beyond pairwise comparisons to leverage richer preference signals, such as rankings or graded scores, enabling more fine-grained learning of human preferences. Second, future work could focus on improving the assessment of novelty, creativity, and reasoning depth, for example, by combining more sophisticated LLM evaluations with targeted human feedback to reduce subjectivity and increase reliability. Finally, developing more principled approaches to reduce dependence on LLM-based evaluation, potentially through self-consistency checks or hybrid human-LLM validation, could enhance the stability and interpretability of the training process.