

Investigating the Influence of Spatial Ability in Augmented Reality-assisted Robot Programming

Nicolas Leins^{a,*}, Jana Gonnermann-Müller^{a,b}, Malte Teichmann^{c,b},
Sebastian Pokutta^{a,d}

^a*Zuse Institute Berlin, Takustraße 7, 14195 Berlin, Germany*

^b*Weizenbaum Institute, Hardenbergstr. 32, 10623 Berlin, Germany*

^c*University of Potsdam, Am Neuen Palais 10, 14469 Potsdam, Brandenburg, Germany*

^d*Technische Universität Berlin, Straße des 17. Juni 135, 10623 Berlin, Germany*

Abstract

Augmented Reality (AR) offers promising opportunities to enhance learning, but its mechanisms and effects are not yet fully understood. As learning becomes increasingly personalized, considering individual learner characteristics becomes more important. This study investigates the moderating effect of spatial ability on learning experience with AR in the context of robot programming. A between-subjects experiment ($N = 71$) compared conventional robot programming to an AR-assisted approach using a head-mounted display. Participants' spatial ability was assessed using the Mental Rotation Test. The learning experience was measured through the System Usability Scale (SUS) and cognitive load. The results indicate that AR support does not significantly improve the learning experience compared to the conventional approach. However, AR appears to have a compensatory effect on the influence of spatial ability. In the control group, spatial ability was significantly positively associated with SUS scores and negatively associated with extraneous cognitive load, indicating that higher spatial ability predicts a better learning experience. In the AR condition, these relationships were not observable, suggesting that AR mitigated the disadvantage typically experienced by learners with lower spatial abilities. These findings suggest that AR can serve a compensatory function by reducing the influence of learner characteristics. Future research should further explore this compensatory

*Corresponding author

Email addresses: leins@zib.de (Nicolas Leins), gonnermann-mueller@zib.de (Jana Gonnermann-Müller), malte.teichmann@wi.uni-potsdam.de (Malte Teichmann), pokutta@zib.de (Sebastian Pokutta)

role of AR to guide the design of personalized learning environments that address diverse learner needs and reduce barriers for learners with varying cognitive profiles.

Keywords: Augmented reality, Human-robot interaction, Spatial ability, Cognitive load, Usability, Learning

1. Introduction

Augmented Reality (AR) is gaining importance due to constant technical improvements and the discovery of its potential. Research has identified various use cases where AR technologies offer unique benefits compared to traditional methods or other technical devices, e.g., surgery assistance [1], industrial maintenance [2], or guided assembly [3]. AR refers to systems that enhance the real world by overlaying virtual elements, enabling users to interact with both in real time [4].

One area where AR has frequently proven its beneficial application is its usage for learning and vocational training [5, 6]. For this, AR offers a variety of affordances, e.g., 3D visualization, collaborative and situated learning, and a sense of presence, immediacy, and immersion, which can foster learning [7]. Learners supported by AR technologies have shown higher motivation [8], lower cognitive load, and overall increased learning effectiveness [6]. Nevertheless, research continues to investigate the conditions under which AR support for learning and training is most beneficial. Thus far, research has focused mainly on the design of AR applications, different learning tasks, and AR devices [5]. Despite the overall positive effect of AR on learning outcomes, contradictory results are still being observed, highlighting the need for further research into when and how AR benefits learning [9].

This paper argues that understanding when and for whom AR-supported learning is effective requires examining not only the technology itself but also the characteristics of the learners who use it. A detailed understanding of learners' individual characteristics and learning patterns is essential for designing more effective learning environments [10]. With the rise of personalized learning approaches, facilitated by smart devices and AI integration, learners are increasingly considered in terms of their preferences and psychological traits [11]. In the context of AR-based learning, it is therefore critical to investigate how learner characteristics influence learning outcomes and experiences. However, a systematic review by Gonnermann-Müller & Krüger [12] highlighted that only a minority of studies examine the role of individual differences in AR learning, despite their potential impact on cognitive

load and instructional design. Designing AR learning systems to align with individual characteristics—such as motivation, spatial ability, or prior experience—could enhance learning efficiency and effectiveness.

Among different learner characteristics, spatial ability stands out as particularly relevant in the context of learning with AR [13]. Spatial abilities are a set of cognitive skills that enable individuals to perceive, interpret, and mentally manipulate spatial relationships and objects [14]. One of the unique features of AR is visualizing 3D objects spatially correctly in the real environment [15]. This spatiality allows for a natural perception of virtual objects integrated or combined with the real surroundings. In education, AR has proven itself as a valuable technology for training and improving students’ spatial abilities [16]. However, whether spatial abilities impact learning with AR has not been thoroughly investigated [12, 13]. Especially for learning and training tasks that involve spatial understanding, AR could provide benefits through its unique abilities. Existing research in the area indicates a moderating role of spatial abilities in learning with AR, despite reporting partially contradictory results [13, 17, 18, 19, 20, 21]. Some studies report that learners with higher spatial abilities benefit more from AR, particularly when learning spatial structures [18, 19], indicating that AR can enhance the learning experience by providing additional spatial information. Conversely, other studies suggest that AR can compensate for differences in spatial ability [17, 21], or that no significant relationship exists between spatial ability and learning outcomes [20]. Taken together, these mixed findings highlight the need for further research to clarify under which conditions spatial ability facilitates or is compensated by AR-supported learning.

To contribute to this discussion, the present study examines the role of spatial ability in AR-supported learning during the interaction with and programming of a robotic arm. This domain inherently involves high spatial complexity, requiring an understanding of positions, orientations, and movements in three-dimensional space. AR can leverage its key characteristics, *Contextuality* (task-relevant information in the physical environment), *Spatiality* (precise 3D alignment), and *Interactivity* (intuitive manipulation) [15], to support learning. Improving human-robot interaction (HRI) is a rising topic in the area of industrial AR [22] and provides an ideal context for investigating AR, as it exemplifies AR’s unique learning affordances.

So far, AR in the area of robotics has been explored primarily as a new interaction mechanism within HRI research [22]. Through AR, e.g., it is possible to preview robot movements via a digital twin [23, 24, 25, 26], or augment other visualizations, such as safety zones in-place [27, 28]. Despite the potential of AR in HRI, robot programming and interaction with AR

have not yet been systematically investigated from a learning perspective. As existing research has primarily focused on the technical feasibility or interaction design of AR [25, 26, 29, 24, 23, 27], it remains an open question to what extent AR can enhance learning outcomes in robot programming based on larger-scale empirical investigations.

Since programming and interacting with a robotic arm involve a high understanding of spatial relations and object rotation, this context provides an appropriate means to investigate the influence of spatial ability. Additionally, research on the interplay of spatial ability and AR learning is ambiguous and, to date, does not provide a coherent understanding. This paper contributes to the ongoing discussion around learner characteristics in AR learning. Therefore, it investigates an AR-based learning application for controlling and programming a robotic arm while accounting for learners’ spatial abilities. With this, the study answers three research questions (RQ):

RQ1. To what extent does AR improve the learning experience of a robot programming task compared to traditional methods?

RQ2. How does spatial ability affect the learning experience in robot programming?

RQ3. How does AR moderate the relationship between spatial ability and the learning experience in robot programming?

To address these research questions, section 2 outlines the theoretical background of this study. It introduces key concepts of learning with AR, the role of spatial ability, and approaches to assessing learning experiences through cognitive load and usability. Finally, it discusses AR in HRI to contextualize the study’s application domain. Section 3 gives an overview of the experimental setup and describes the developed AR application. Section 4 reports the results of the statistical analysis, and section 5 discusses these findings and answers the research questions. The paper closes with a summary and gives an outlook for future research directions while outlining the study’s limitations.

2. Theoretical background

2.1. *Learning with augmented reality*

AR describes technologies that combine the real environment with virtual elements. Unlike other technologies, these elements are seamlessly integrated into the real surroundings, blurring the boundary between reality and virtuality. AR technologies can enrich the real environment by overlaying or integrating virtual objects, allowing for the visualization of additional information or extending the real environment [4].

Achieving this combination of reality and virtuality with AR can be delivered through various ways and technologies. One common taxonomy differentiates between handheld displays (HHDs), head-mounted displays (HMDs), and spatial displays [30]. HHDs, e.g., smartphones and tablets, display AR content on a conventional screen. The real environment is captured using rear-facing cameras. The video image is then combined with virtual elements shown visually merged on the display. Limitations of this approach are the restricted field of view, as virtual content outside the screen’s edges remains invisible, and the need to hold a device hinders the simultaneous execution of manual tasks [2].

HMDs, however, are worn on the head and place the display directly in front of the user’s eyes. They typically include sensors for tracking head position and gaze direction, enabling a perspective-correct overlay of virtual content. With binocular optics, most devices can visualize objects three-dimensionally by mimicking human stereoscopic vision and allowing for natural depth perception. HMDs are mainly distinguished by optical-see-through (OST) and video-see-through (VST) technology. OST devices use transparent displays to overlay virtual objects directly onto the user’s view of the real world. Here, the perception of the real environment is mostly unimpeded. VST devices capture the environment with front-facing cameras and display it on conventional screens, integrating virtual elements into the video images. Here, the perception of the environment depends on the quality of the camera and the display.

Spatial AR (SAR) refers to AR systems that are detached from the user and are instead integrated into the environment. These setups use stationary screens (also VST or OST techniques) or projection systems to display virtual content directly onto physical surfaces. A key advantage of SAR is that users do not need to hold or wear any devices, allowing for hands-free interaction. However, unlike HMD or HHD AR, SAR systems typically lack natural depth perception of 3D objects and do not allow users to view virtual content from different perspectives by walking around it.

One area where the benefits of AR have been especially prominent is in learning and education. In these contexts, AR can enhance learning experiences by offering a wide range of pedagogically valuable affordances. These include (1) three-dimensional visualization of abstract or complex concepts, (2) opportunities for situated learning, (3) the evocation of a sense of presence and immediacy through immersive environments, (4) visualizing the invisible, and (5) combining formal and informal learning [7].

The different affordances of AR have been shown to positively impact several dimensions of the learning process. Learners supported by AR tech-

nologies tend to exhibit higher levels of motivation and engagement [8], which are critical factors for sustained learning. Furthermore, by offloading cognitive demands, such as the mental translation between abstract instructions and physical tasks, AR can reduce the cognitive load caused by the learning material, making it easier for learners to process and retain information [6]. As a result, multiple studies have reported an increase in overall learning effectiveness when AR is integrated into educational interventions [5].

To understand the potential of AR for learning from a user perspective, the three core technological characteristics of AR identified by Azuma [4], can be reframed as *Contextuality*, *Interactivity*, and *Spatiality* [15]. These three experiential dimensions describe how learners engage with AR environments and how AR uniquely supports learning processes.

Contextuality refers to the user’s experience of virtual elements being embedded in the real-world environment. Unlike traditional screen-based media, AR integrates digital information directly into the physical surroundings. This situated presentation can enhance learning by grounding content in relevant real-world contexts, such as on-the-job learning [31]. From a cognitive perspective, contextualized AR supports spatial and temporal contiguity [32], helping to reduce split attention and cognitive load [33].

Interactivity captures the real-time responsiveness of virtual elements to user input. From a user’s perspective, this includes intuitive and embodied interactions, such as touching, rotating, or walking around virtual objects. These interactions go beyond screen-based inputs and are grounded in physical actions, which can improve learning outcomes, particularly for spatial tasks [34, 35].

Spatiality refers to the experience of virtual objects being accurately placed and aligned within physical space [4]. AR enables both pseudo-spatial (via monocular depth cues) and true spatial (via stereoscopic displays) visualizations [36], which can make virtual elements feel more present and realistic. This spatial alignment is especially valuable for learning tasks that involve understanding structures, positions, and relationships in space [37]. Research suggests that physical 3D models support better learning outcomes than flat or purely virtual 3D models presented on a 2D screen, particularly for tasks involving mental rotation, spatial memory, or visual-motor coordination [38, 39]. AR models, which are anchored in space and can be viewed from multiple perspectives, are a hybrid of physical and digital representations and may offer the benefits of both realism and flexibility.

While AR has demonstrated considerable potential for enhancing learning, its effective integration into educational settings is far from fully understood. Although meta-analyses indicate that AR tends to have a generally

positive effect on learning outcomes, closer examination reveals that this effect is not uniform across all contexts [5]. For instance, Howard & Davis [5] report the somewhat surprising finding that HMD-based AR solutions, despite their immersive nature and frequent praise in the literature [40], may in fact reduce the efficacy of learning programs under certain conditions. This suggests that the benefits of AR do not stem solely from the technology itself but rather are shaped by a complex interplay of factors, including hardware configuration, task complexity, and individual learner characteristics. As Lee [41] and Webel et al. [42] argue, the true strength of AR may lie in its ability to train complex cognitive and motor skills. Yet, realizing this potential requires a more detailed understanding of how learners interact with AR content. Previous media comparison studies have established that well-designed AR learning environments can effectively support learning. Building on these findings, research should shift towards more nuanced questions concerning when and how AR facilitates learning [9].

Supporting this direction, Gonnermann-Müller & Krüger [12] highlight two critical research gaps: the need for more empirical evidence on how cognitive concepts, such as cognitive load, manifest in AR settings, and the need to systematically investigate learner characteristics that may influence AR learning success. Among the various learner characteristics that merit attention, spatial ability emerges as particularly relevant [13, 12]. Given the inherently spatial and often three-dimensional nature of AR environments, the ability to mentally manipulate, rotate, and reason about spatial information is likely to affect how learners perceive, interpret, and benefit from AR-based instruction. The following section presents the current literature examining this relationship.

2.1.1. The role of spatial ability in augmented reality learning

Spatial abilities encompass a range of cognitive skills that enable individuals to visualize and mentally manipulate objects in three-dimensional space [14]. They are often defined as the capacity to understand, reason, and remember the spatial relations among objects or space. Spatial ability is typically regarded as multidimensional rather than unitary [43]. Throughout psychometric research, scholars have proposed various subcomponents of spatial ability. A common definition of Linn & Petersen [43] categorizes spatial ability into three types of abilities: spatial perception, mental rotation, and spatial visualization. Spatial perception refers to the ability to determine spatial relationships relative to one’s own body orientation, even in the presence of misleading or tilted reference frames. Mental rotation is the capacity to rotate two- or three-dimensional objects without physical

aids. Spatial visualization involves mentally manipulating complex spatial information, such as imagining how a 2D shape folds into a 3D object.

Spatial abilities are crucial for various tasks, including navigation, understanding geometric relationships, and performing complex problem-solving in fields such as mathematics, science, and engineering. Higher spatial abilities, for example, positively influence learning tasks in STEM education [44, 45]. Wanzel et al. [46] found that surgeons with higher visual-spatial skills tend to perform better in spatially complex surgical procedures. This relationship is particularly evident among novice trainees who are still in the early stages of training.

Despite being able to train spatial abilities, especially at a younger age [16], spatial ability is one of the few psychological competencies in which sex differences exist [47]. While significantly influenced by sociocultural causes, research suggests that biological explanations may contribute to higher spatial ability among men [48]. Nevertheless, training these abilities can help to diminish the sex gap unfavorable to women.

In doing so, AR can help train these abilities effectively. A meta-analysis by Di & Zheng [16] summarizes the literature and shows the effectiveness of using AR to train spatial abilities. It highlights that virtual technologies, such as AR and Virtual Reality (VR), serve as more efficient tools, leading to improved outcomes in enhancing and supporting students' spatial ability. This conclusion is further supported by individual studies demonstrating the comparative advantages of immersive and interactive technologies. For instance, Molina-Carmona et al. [49] focused on learning polyhedral shapes to train spatial ability. They found that VR was more effective in training spatial ability than traditional computer graphics. Similarly, research by Gecu-Parmaksiz & Delialioğlu [50], showed that AR was more effective than physical models in teaching geometric shapes.

On the other hand, spatial ability are considered to have a moderating role when learning with three-dimensional AR material [19]. Especially in the context of high spatial relevance, spatial ability could be crucial for processing spatial relations and content from the AR application. To date, spatial ability has rarely been investigated in AR learning situations [12, 13]. A comprehensive overview of the few existing studies in this area is presented in the following and is summarized in Table 1.

Krüger et al. [19] and S. Ho et al. [18] tested the effect of spatial ability in AR-supported learning of anatomy models. Krüger et al. [19] compared a 2D image of a human heart with a 3D model visualized through an HHD AR device. S. Ho et al. [18] compared the understanding of the spatial structure of a physical model of a human brain with a virtual 3D model presented with

an HMD AR device. Both studies observed an influence of spatial ability in the AR condition but not in the control group. Higher spatial ability led to better learning performance. Moreover, both studies partially support the ability-as-enhancer hypothesis, which suggests that individual cognitive ability can amplify the effectiveness of advanced learning technologies like AR by enabling learners to better process and benefit from complex visual-spatial information [51].

However, findings from Bogomolova et al. [21] present a contrasting pattern. In their study comparing stereoscopic AR visualization of a 3D lower limb anatomy model with monoscopic 3D models and 2D visualization, learners with high spatial ability performed equally well across all conditions, while learners with lower mental rotation ability benefited significantly from AR. This finding supports the ability-as-compensator hypothesis rather than the ability-as-enhancer hypothesis [51].

For these studies by Krüger et al. [19], S. Ho et al. [18], and Bogomolova et al. [21], it needs to be noted that the investigated AR applications only visualized 3D models with no relation to the real environment. They use the advantage of visualizing stereoscopic 3D models (*Spatiality*) through AR, but lack the opportunity to connect them with the real-world learning environment (*Contextuality*).

The same applies to a study by Weng et al. [20], who investigated an AR application for teaching angle measurement to vocational high school students. They used an HMD AR application to visualize the measurement device, which taught students about angle measurement errors and how to properly use the measurement instrument. In this study, no significant effect of spatial ability was found on learning outcomes or satisfaction. The authors discuss possible explanations, noting that the learning tasks and assessments did not sufficiently require the use of spatial abilities, which reduced their impact on performance. Additionally, students may have drawn on prior knowledge and AR experience, which compensated for differences in spatial ability.

In contrast, H. Y. Ho et al. [17] investigated a scaffolding task with AR support, where the participants had to build a scaffold model supported by AR instruction. Here, the AR learning material was contextualized within the real environment by using an HMD AR device. Interestingly, the group with traditional two-dimensional instruction revealed a positive effect of spatial ability on the assembly process, whereas the AR group performed consistently, independent of spatial abilities. The authors discuss these results as a possibility for AR learning to reduce the differences in operating performance caused by spatial ability, supporting the ability-as-compensator hypothesis

[51].

Table 1: Overview of existing literature on spatial ability in AR learning.

Paper	Investigated task	Effect of spatial ability
Bogomolova et al. [21]	Learning the anatomy of the human lower limb with stereoscopic 3D AR, monoscopic 3D on desk-top, and 2D visualization	AR helped students with lower spatial ability to achieve better learning outcomes
S. Ho et al. [18]	Learning neuroanatomy using both a plastic model and mixed reality visualization of a human brain	Spatial ability facilitated learning in mixed reality, but not when using a plastic model
H. Y. Ho et al. [17]	Scaffolding task with 2D PowerPoint and AR instruction	Learning effect was influenced by spatial ability when using PowerPoint but not with AR
Krüger et al. [19]	Learning the spatial structure of a human heart either with 2D or 3D AR visualization	Higher spatial ability is beneficial for learning with AR visualizations
Weng et al. [20]	Teaching angle measurement with AR	No significant effect of spatial ability was found on learning outcomes or satisfaction

The reviewed studies highlight that spatial ability plays a potentially important yet inconsistent role in AR-supported learning. While some findings suggest that learners with higher spatial ability benefit more from AR environments, supporting the ability-as-enhancer hypothesis [18, 19], other studies indicate that AR may help compensate for lower spatial ability [17, 21] or show no effect at all [20].

This points to the following research gap: despite growing interest in AR-supported learning, the influence of users’ spatial ability in AR learning situations remains insufficiently understood [13, 12]. A more systematic investigation across diverse learning contexts is required to establish a coherent understanding of the role of spatial ability in AR. Therefore, controlled experimental research in various authentic application settings is essential to fully utilize the potential of AR is necessary.

Therefore, investigating the role of spatial ability in AR learning requires

robust methodological approaches that can capture the complex interplay between cognitive factors and learning outcomes. Given the inherent challenges in measuring learning processes, the present study adopted cognitive load and usability as key assessment measures to evaluate the learning experience in AR environments.

2.1.2. Assessing learning experience through cognitive load and usability

Measuring learning is inherently challenging because it involves complex and only partially observable cognitive processes within the human brain. Consequently, approaches to assessing learning differ significantly across experimental research settings. In their systematic literature review on virtual learning, Strojny & Dużmańska-Misiarczyk [52] emphasize that learning is typically evaluated using a combination of objective and subjective measures. Objective measures often include knowledge tests (e.g., pre- and post-tests) or task performance metrics such as time-on-task or error rates [2, 53, 54]. However, such measures can be challenging to apply in certain contexts, particularly when evaluating complex or applied learning tasks.

Subjective measures, on the other hand, capture the psychological and experiential aspects of learning. These include constructs such as motivation, self-efficacy, satisfaction, learning experience, and perceived system characteristics, including usefulness and ease of use [55, 52].

In this study, learning is understood as problem- or task-based learning, where the primary goal is to understand instructions and information well enough to apply them effectively to solve a practical task. This approach reflects the applied nature of the learning context investigated in this study, where participants interact and program a robotic arm. Therefore, learning is assessed through the learning experience using the subjective measures of cognitive load and system usability. These constructs are suitable and commonly used to capture how the learning material supports learners in understanding, applying, and integrating information to complete tasks [56, 57].

Cognitive load describes the working memory demand arising from a learning task [58]. High cognitive load can impair learning due to the limited capacity of the working memory. Sweller’s Cognitive Load Theory states that learning is hindered when the total cognitive load of a task exceeds the capacity of the working memory [59, 60].

According to Cognitive Load Theory, cognitive load in a learning situation can arise from different sources. Sweller distinguishes between intrinsic cognitive load (ICL), extraneous cognitive load (ECL), and germane cognitive load (GCL) [58].

ICL describes the part of cognitive load in a learning situation that arises inherently from the task itself. It depends on the intrinsic complexity of the learning task (element interactivity) and the learner’s ability to recognize schemas and structures due to prior knowledge [61]. Element interactivity is defined as the number of elements that the learner must process concurrently in their working memory while performing the designated task [62]. A task with high element interactivity has highly linked elements that need to be processed simultaneously in working memory [63].

ECL is shaped by external factors, including the instructional and didactic design of the learning material. Since it is not inherent to the learning task, it should be reduced to free capacity in the working memory for learning-related processes [60].

Lastly, GCL entails cognitive processes related to the integration of new information in working memory and connecting it with one another and with existing knowledge [58]. It describes the working memory resources that learners devote to dealing with the ICL [63]. In contrast to ECL, this type of load is ideally high, indicating learners actively engage with and process the information. Given a predetermined ICL based on the complexity of the learning task, learning materials should be designed to minimize ECL, thereby freeing capacity for GCL.

Investigating cognitive load in AR research is a common practice, with an increasing number of publications emerging in recent years [56]. Reducing ECL through effective learning design and media usage is crucial for enhancing learning [58]. Hereby, AR is promised to reduce cognitive load in learning situations when used properly [6]. However, this positive effect is not always observable and is also discussed in research, which highlights both the potential and the challenges of using AR, considering cognitive load. While some see benefits in its ability to support learning or task solving by reducing unnecessary cognitive load, others point out that AR can also introduce distractions and increase the risk of cognitive overload, depending on how it is designed and implemented [56]. Notably, recent research reveals that studies have rarely differentiated between the various types of cognitive load. However, distinguishing between ECL, ICL and GCL in the context of AR-based learning is essential to enable a more accurate interpretation [56].

The second subjective measurement used in this study to assess the learning experience is usability. The International Organization for Standardization [64] defines usability through three core elements. (1) Effectiveness, referring to how successfully users can achieve their goals using the system. (2) Efficiency, which considers the effort and resources needed to complete tasks, and (3) Satisfaction, reflecting users’ personal experiences and atti-

tudes toward system usage . In the context of learning, usability plays a crucial role in shaping the overall learning experience and outcomes. Usability is widely used for evaluating learning with technologies [57]. Learning success is significantly affected by the perceived usability of the system, as learners are more likely to engage with tools they find intuitive and accessible [65]. Poor usability, on the other hand, can create unnecessary cognitive load, shifting the learner’s focus away from the instructional content. Ardito et al. [66] note that if a system is difficult to use, learners may end up investing more time and cognitive effort in understanding how to interact with the technology rather than absorbing the actual learning material. This diversion of attention can negatively impact learning efficiency and overall effectiveness. Conversely, well-designed, usable systems can support and even enhance the learning process. Tselios et al. [67] argue that high usability has a positive influence on the learning experience, enabling learners to interact fluidly with content, remain engaged, and achieve their learning objectives more effectively.

The literature demonstrates that AR-supported learning shows considerable promise for educational applications. However, the moderating effect of spatial ability on learning outcomes in AR environments remains insufficiently understood, with inconsistent findings across different studies and contexts. To address this research gap, the present study employs cognitive load and usability as key measures to assess the learning experience and investigate the influence of spatial ability on AR learning. To conduct this investigation, an experiment in the context of robot programming with AR was carried out. The following section presents the relevant literature on AR applications in human-robot interaction and explains why this domain provides a suitable context for investigating the research questions of this study.

2.2. Augmented reality for human-robot interaction

The ability of AR to enrich the real environment with additional information or objects makes it particularly useful for supporting and assisting real-world tasks [68]. In recent years, AR has become a promising tool in supporting HRI. For example, a survey by Chang & Hayes [22] shows that AR is increasingly being used in a wide variety of HRI scenarios, from teleoperation and pick-and-place tasks to the programming of industrial robotic arms.

Robotic arms are programmable mechanical devices designed to mimic the motion and functionality of a human arm. They typically consist of multiple joints and segments, which allow for precise and repeatable movements

in various directions. Robotic arms are widely adopted in manufacturing companies for tasks like packaging, picking and placing objects, or working collaboratively in assembly lines [69]. They became invaluable by achieving high reliability, precision, and low costs in production processes [70]. Programming and integrating these robots into production requires trained experts with experience in this field. Due to the development of more flexible and agile production processes [71], continuous re-programming becomes necessary. In this regard, AR assistance offers the opportunity to enable untrained workers to perform robot programming or to enhance the efficiency of humans collaborating with robots [22].

From a learning perspective, robot programming presents an ideal context for investigating AR’s educational potential. Robot programming is a real-world task that requires manipulating spatial information. It offers the possibility to utilize the full spectrum of unique AR characteristics that foster learning. For example, the AR visualization of a programmed waypoint reflects the AR characteristics *Contextuality*, *Spatiality*, and *Interactivity*, by providing task-relevant information directly in the user’s physical environment (*Contextuality*), placing the waypoint precisely in 3D space aligned with the real world (*Spatiality*), and enabling users to interactively manipulate the waypoint through intuitive controls (*Interactivity*). Therefore, it stands to reason that AR, with its unique affordances, holds the potential not only to facilitate robot interaction but also to improve the learning and understanding of robot programming tasks.

So far, research has investigated various ways in which AR can support this task. Developed applications discovered various AR-specific features, aiming to improve interaction. Frequently, AR is used to mark safety areas or other areas, such as pickup or target positions [25, 28, 27]. These spatial visualizations enable users to intuitively grasp critical regions of the robot’s workspace without relying on technical diagrams or external monitors. Importantly, these visualizations can dynamically adapt to changing contexts such as different workpieces, tasks, or robot configurations. Other applications use a virtual model of the real robot to preview planned movements or goal trajectories [25, 26, 23, 24]. This allows users to anticipate the robot’s behavior before execution. In the same way, visualizing waypoints of a programmed path in a 3D space helps understand its execution [29, 23]. In addition to visualization, AR can enable gesture-based interaction, allowing users to define positions and orientations directly in the real workspace with an intuitive interface [26, 24, 28, 23]. Instead of navigating through separate translational and rotational axes to specify a target pose, users can point to or manipulate virtual elements in situ.

The described features of AR for interacting with robotic arms promise a variety of improvements in HRI, e.g., higher efficiency in terms of faster programming and increased success rates [24, 23]. Yang et al. [23] additionally measured the cognitive load, resulting in lower ratings for participants in the AR-supported experimental group. Also, usability ratings were improved through AR [28, 23]. AR additionally appears to enhance safety aspects, which also leads to a higher perceived safety among users [28, 23]. Almost every study mentions the chance to reduce the complexity of the task, which helps enable non-experts to perform robot programming [25, 26, 29, 24, 23].

Nevertheless, the research presented on this topic is still in its early stages. To date, the existing literature lacks robust empirical evidence, which limits the credibility of the reported positive effects. Most of the referenced studies were limited by small sample sizes [23, 24, 25, 28], the absence of control groups [25, 28], reliance solely on descriptive user studies [24], or a complete lack of evaluation of the developed applications [26, 29, 27]. Consequently, while initial findings suggest potential benefits, there is a clear need for more rigorous, large-scale, and comparative studies to substantiate the effectiveness of AR in the context of robot programming.

Given the findings presented in the previous sections, the potential of AR to enhance HRI and to support learning processes is well substantiated. In the context of robot programming, AR has been shown to improve user interaction by visualizing spatial elements such as waypoints, movement paths, and safety zones directly within the physical workspace [22, 28]. This spatial embedding reduces the need for abstract reasoning and supports users in understanding complex robotic behavior [25, 29, 24, 23]. At the same time, research in AR-supported learning demonstrates that AR can enhance educational experiences through *Contextuality*, *Interactivity*, and *Spatiality* [15]. It improves learner engagement, supports embodied cognition, and helps manage cognitive load by integrating instructional content into real-world contexts [5, 6, 7].

2.3. *Synthesis and hypotheses*

Based on the reviewed literature and outlined research gap, this section synthesizes the key findings and formulates hypotheses to address the research questions of this study. The theoretical foundation established the basis for investigating both the general effectiveness of AR in robot programming instruction and the potentially influential role of spatial ability, as well as the moderating effect of AR in this context.

To address RQ1 (To what extent does AR improve the learning experience of a robot programming task compared to traditional methods?), hy-

potheses are proposed regarding the effect of AR instruction on cognitive load and usability.

The literature demonstrates that AR support for robot programming is a promising approach to enhance user interaction [25, 29, 24, 28, 23]. By embedding spatial information directly into the real environment, AR reduces the need for mental translation and supports spatial understanding, which can lower cognitive demands during the task [24, 23]. Following Cognitive Load Theory, the following hypotheses are formulated:

H1a. AR-based learning reduces extraneous cognitive load (ECL) compared to the control group.

H1b. AR-based learning leads to equal intrinsic cognitive load (ICL) compared to the control group.

H1c. AR-based learning increases germane cognitive load (GCL) compared to the control group.

In addition, the spatially supported interaction enabled by AR is expected to enhance the perceived usability of the system [28, 23]. Accordingly, the fourth hypothesis addresses usability:

H1d. AR-based learning increases system usability compared to the control group.

To address RQ2 (How does spatial ability affect the learning experience in robot programming?), further hypotheses are proposed. These hypotheses seek to determine whether learners with varying levels of spatial ability experience differences in cognitive load and system usability during the robot programming task, independent of specific AR design features. Prior research highlights the beneficial impact of spatial ability, particularly in tasks with high spatial complexity [44, 45]. Therefore, it is anticipated that this relationship will be reflected in the learning experience measured in this study as follows.

H2a. A higher spatial ability of learners is negatively associated with extraneous cognitive load (ECL).

H2b. A higher spatial ability of learners is positively associated with intrinsic cognitive load (ICL).

H2c. The spatial ability of learners is not associated with germane cognitive load (GCL).

H2d. A higher spatial ability of learners is positively associated with system usability.

In the final part of this paper, exploratory analyses were conducted to further examine the interaction between AR and tablet-based learning conditions, aiming to identify potential compensatory or enhancing effects of AR (RQ3). Previous research presents mixed evidence regarding this relation-

ship [13]. Some studies indicate that higher spatial ability enhances learning in AR environments [18, 19], while others suggest that AR may compensate for lower spatial skills [17, 21] or find no significant moderating effect [20]. Notably, this interplay has not yet been systematically explored within the domain of robot programming, a context characterized by high spatial complexity and likely to be particularly sensitive to individual differences in spatial ability. Given these inconsistent findings and the scarcity of research in HRI learning contexts, the present study adopts an exploratory approach to address RQ3 and provide initial insights into how AR might function as either a compensator or an enhancer of spatial ability.

To address the research questions and test the hypotheses, an experimental study was designed to compare AR-supported and traditional instruction and interaction methods in a robot programming task. The following section presents the methodological approach, including the experimental design, participants, learning materials, measurements, and the procedures employed to collect and analyze the data.

3. Method

3.1. *Experimental design*

To empirically test the hypotheses formulated in the previous chapter, we conducted a randomized between-subjects experiment comparing two instructional approaches for robot programming. We employed a two-group design in which participants were randomly assigned to either a control condition or an AR-based experimental condition. The study design was approved by the ethics committee of the authors’ research institute.

In the control group, participants used a conventional robot control interface and received instructional material in PDF format on a tablet device. The experimental group used an AR application that provided equivalent controls and instructions, supplemented with AR-specific learning materials that leveraged the spatial and interactive affordances of AR technology. Both conditions utilized the same robot programming task to ensure comparability, with differences limited to the instructional method.

A between-subjects design was chosen to eliminate potential learning effects that could occur if participants were exposed to both conditions sequentially. Since both groups performed the same robot programming task, exposure to one condition could influence performance in the subsequent condition, thereby confounding the results.

We addressed RQ1 by comparing the control and experimental groups to identify differences in the learning experience as measured by cognitive load

and usability (H1a-H1d). We addressed RQ2 by analyzing how participants’ spatial ability influences their learning experience across both conditions (H2a-H2d). We additionally performed an exploratory analysis of potential interaction effects between spatial ability and instructional method (RQ3) by examining whether the impact of spatial ability on cognitive load and usability differs between the control and experimental groups.

3.2. Learning task

We designed the learning task to achieve three objectives. First, we ensured that it was sufficiently challenging to require participants to actively engage with it. To examine the effect of ECL imposed by the learning material, the task had to simultaneously challenge working memory through ICL and GCL processes. Under these conditions, additional instructional support can influence performance, either by reducing ECL or by freeing up working memory capacity for learning related processing.

Second, we incorporated learning content that demands spatial reasoning to fully exploit the potential of spatial AR visualizations. Including spatially demanding elements also made it possible to investigate the effects of spatial ability on learning outcomes.

Third, we ensured that the task provided all the necessary information for participants with no prior knowledge to complete it. This design choice allowed us to include novices in the study and to control for differences in prior knowledge that might otherwise confound performance results.

We developed a learning task teaching the fundamentals of robotic arms and instructed participants on controlling and programming the UR5e from Universal Robots [72]. The instruction led to the final task of programming a pick-and-place execution sequence, a typical use case for robotic arms. To guide the participants through the experiment in a standardized and independent manner, a step-by-step instruction was developed. The instruction always provided the necessary information first and gave small tasks during the exercise. It started by explaining the fundamentals of robotic arms and the principle of the connected joints. In the first step, participants were instructed to use joint rotation control to reach a specified position, thereby becoming familiar with the influence of any joint’s movement on the robotic arm’s pose.

Following this, the concepts of the tool center point (TCP) and translational movements are explained. A TCP is the defined point on a robot’s end-effector that interacts with the environment. For this experiment, the OnRobot RG2 gripper was mounted on the robot [73]. The gripper was ideally suited to perform the pick-and-place task.

Translational movement refers to the linear displacement of the TCP in 3D space, without changing its orientation. Therefore, a combinatory rotation of multiple joints is necessary to achieve translational movement, allowing the TCP to reach the desired position. This is achieved through inverse kinematics, which determines the joint parameters needed to place the TCP at a specific target location. While forward kinematics computes the TCP pose from known joint angles, inverse kinematics solves the reverse problem. It is essential for precise motion planning, especially when following a path or reaching a goal in Cartesian space (i.e., the 3D coordinate system describing position and orientation by x, y, and z axes).

With this information, participants were instructed to use the translational movement control of the TCP to move it in the world space coordinate system. To understand the difference between the two types of movement (joint-based and translational), participants needed to maneuver the grab tool to the same position as before when using joint rotation control. These two tasks laid the foundation for a fundamental understanding of the basic movement of a robotic arm and its control over the translational movement of the TCP.

After that, participants were instructed on programming movements and gripper actions (opening and closing the gripper) as preparation for the programming task. They also received hints about how a program executes and how to use support positions to avoid collisions. A supporting position in robotics is an intermediate pose that helps guide the robot arm smoothly and safely from one key position to another. It ensures proper motion planning and avoids collisions. With this information, participants had to complete the final task of creating a program that picks up a workpiece from one carrier and places it on another (see Figure 1). If problems occurred, the program had to be modified until it executed correctly. Completing this final programming task marked the successful completion of the entire learning task.

3.3. Learning material

To effectively support participants in acquiring the necessary knowledge and skills for the learning task, we developed dedicated learning materials tailored to the respective experimental conditions. In this study, the provided learning material is the manipulated variable used to measure the effect of AR support and the influence of spatial ability. The learning task and content were equal for both groups. Only the user interface differed due to the use of different technical devices and additional AR visualizations.



Figure 1: Experimental setup of robotic arm UR5e and RG2 gripper, workpiece (grey cube), pickup (right blue box), and target area (left blue box).

The following sections present the design and implementation of the learning materials, starting with an overview of the conventional learning material (PDF instruction) provided to the control group using established instructional formats. This is followed by a description of the developed AR application. Finally, the pretest of the learning task and both materials is described, which served to validate the usability and clarity of both the system and the instructional components before the main study was conducted.

3.3.1. Conventional learning material

Since working with the UR5e robotic arm for this experiment, the proprietary teach pendant from the manufacturer (Universal Robots) was used to control and program the robot in the control group. This device represents the industry standard for controlling robotic arms. It is a tablet-sized touchscreen device that can be held in the hand. It runs the manufacturer’s software, PolyScope 5.0, which offers complete control over all features of the robot [74]. The functionalities necessary for the learning task were joint rotation control and TCP position movement in the movement tab (Figure 2a) and the programming section in the program tab (Figure 2b).

To provide instructions on using the teach pendant, participants used an additional handheld tablet device (Apple iPad 10.2”). This device displayed a PDF instruction that presented all the necessary information on the learning task and controls of the teach pendant. Participants were advised to swipe through the instructions and zoom in if necessary. Text- and picture-based manuals on mobile devices, such as tablets, can also be considered the

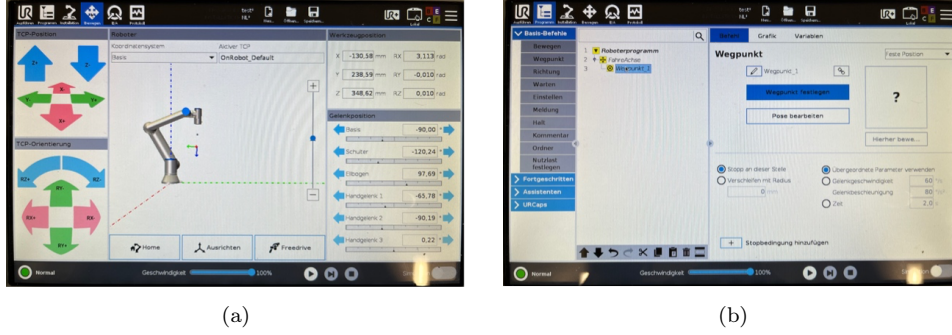


Figure 2: Teach pendant user interface. Movement tab (a) and program tab (b).

industry standard to this point. Furthermore, tablet devices are generally common, and most people are familiar with the interaction. In the experiment, participants had a small standing desk in front of the robot where both devices (teach pendant and tablet) were placed (Figure 3).



Figure 3: Apparatus of the control group with tablet device (left) and teach pendant (right).

3.3.2. Augmented reality application

Following the design of the PDF instruction and teach pendant, we developed an AR application for the Meta Quest 3 with Unity Version 2022.3

[75]. This application was specifically designed to adopt the features and basic functionality of the proprietary teach pendant and extend it with unique AR features that exploit the advantages AR provides. This section describes the AR application and highlights the differences between AR and conventional learning materials to specify the manipulation between the groups.

As an AR device, the Meta Quest 3 was selected. The Quest 3 is a current HMD device that offers VST AR. Its high-resolution cameras (18 pixels per degree (PPD)) and internal displays (25 PPD) provide a clear perception of the environment while maintaining a wide field of view (110° horizontal and 96° vertical) for displaying virtual content. Nevertheless, perceiving small and detailed objects in the real world, like the content on the teach pendant, is limited in perception. Therefore, all information and controls of the tablet and the teach pendant were transferred to a native AR representation (Figure 4). To ensure comparability between the two groups and systems, the AR application replicated the fundamentals and basic user interface of the teach pendant. Additionally, it visualized spatial and contextualized visualizations that aim to aid the understanding and learning of the interaction. A more fundamental redesign of human-robot interaction, as demonstrated in other research (e.g., [29, 24, 23]), would, in our case, diminish comparability between the groups and potentially cause confounding factors. Moving the robot was possible through joint-based and translational TCP movement by using buttons. Programming waypoints also followed the same logic to maneuver to a position and save it as a waypoint in the program hierarchy.

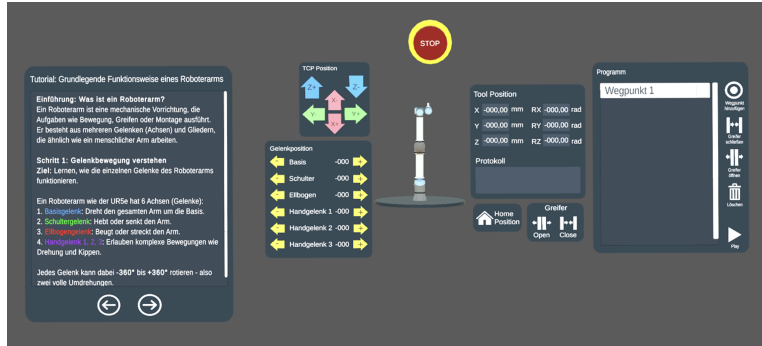


Figure 4: User interface of the AR application. Instruction window, TCP and joint movement, emergency button, tool position information, home position, and gripper control, program interface (from left to right).

As an input method for interacting with the UI, the built-in hand-

tracking from the Meta Quest 3 was used. Participants could use their bare hands without needing additional controllers or any other input device. All buttons of the UI could be pressed with the index fingers, similarly to pressing buttons on a conventional touchscreen.

To establish communication between the AR device and the robot, the Robot Operating System 2 (ROS2) was used as middleware. It facilitated data exchange over the local network, interfacing with both the robot and the AR application. Specifically, a ROS2 driver provided by Universal Robots was used to establish a connection with the UR5e robotic arm [76]. To send ROS messages from the Unity application, Unity also provides a package that enables the application to subscribe to ROS2 topics and publish messages [77]. This enabled the Unity AR application to mirror the robot’s live pose by continuously receiving joint position data published by the robot. The UR5e operated in external control mode, allowing it to be fully controlled via URScript commands, Universal Robots’ proprietary programming language.

By locating the origin position of the robot base through a manually defined persistent spatial anchor in the Quest 3 and constantly mirroring the joint position, the AR application had the spatial information to visualize virtual objects spatially aligned with the real robot. This unique opportunity was used to implement three AR-specific features designed to enhance the learning and understanding of the task and information. These features constitute the experimental manipulation that distinguishes the experimental group from the control group.

First, when rotating joints in the first part of the learning task (described in subsection 3.2), arrows at the rotating joint help identify the rotating axis and direction (Figure 5a and 5b). Depending on which joint is rotated, the application dynamically shows the rotation arrow on the corresponding joint. This feature was implemented for all six joints of the robot.

Second, the underlying world coordinate system in which the translational movement of the TCP happened was visualized at the TCP’s real-world position (Figure 6b). Regardless of the position of the TCP, control UI, or user, the spatial orientation of the axes was visually presented. For example, if users want to move the TCP left in relation to their position, they need to identify which axis of the robot’s base coordinate system corresponds to their perception of “left”. Depending on the user’s position, e.g., this could be either the x-axis or the y-axis. Without the visualized coordinate system at the TCP, users must spatially reason the transformation of their coordinate system to the robots or try it out until they identify the correct axis for translational movement. Through the visualized coordinate system directly at the TCP, the axis can be easily identified by looking at it.

Third, programmed and saved waypoints of the TCP are visualized and fixed at their real-world position and are connected to previous and following waypoints according to the program hierarchy (Figure 5c). A waypoint is visualized by a diamond-shaped object and a text label with the corresponding name (e.g., "Waypoint 1"). This allows users to immediately see where the created waypoints are located and in which order they will be executed. Hereby, the programmed path can be visually traced during the programming, making potential problems or missing waypoints visible before execution.




Figure 5: Rotation visualization of base joint (a) and shoulder joint (b). Coordinate system at TCP position and waypoint and path visualization of a program (c).

The learning task instructions on controlling and programming were

transferred to an AR representation and adapted to the AR-specific UI. Participants were able to use buttons to click through the instruction slides at their own speed.

Moreover, visualizations on the robot, which were presented as pictures in the PDF instruction, are visualized directly on the real robot. This applies to tooltips labeling the joint names and TCP, as well as a visualization of the world space base coordinate system (Figure 6). They were dynamically enabled and disabled when participants were at the corresponding step in the instruction.




Figure 6: Joint label visualization in AR condition (a) and base coordinate system visualization at robot base (b).

The developed AR application for the Meta Quest 3 combined the core functionality of the teach pendant with additional AR-specific features to support intuitive and spatially guided learning. These features form the core experimental manipulation, distinguishing the AR-supported group from the control group using the conventional learning material.

3.3.3. Pretest

Before the main experiment, we pretested the learning task with both types of learning materials (conventional and AR) to ensure that it was appropriately designed. Six participants (three per experimental condition) tested a complete experimental procedure to test the task, instructions, application, questionnaire, and overall experimental procedure. We gained feedback using the think-aloud method [78]. After the experiment, partic-

ipants were given the opportunity to express any additional thoughts and feedback. The feedback obtained was documented during the experiment, along with further observations from the experimenter. We used the feedback from the pretest to refine the learning task and instructional design, resulting in a second, improved version.

Overall, the pretest indicated that the learning task and both learning materials (AR and control) were sufficiently designed to complete the task within a reasonable amount of time (fastest 16 minutes to slowest 28 minutes). Nevertheless, the gathered feedback helped to improve the clarity and consistency of the instructional design across both conditions. Primarily, additional guidance was incorporated to support participants and to ensure more controlled and comparable task execution. Key changes included: (1) consistently presenting the instructions before each task to reduce ambiguity, (2) visually highlighting relevant UI elements mentioned in the instructions, and (3) integrating more visual cues and emphasis on key information in both the AR and control group materials. For the AR application, scrollable instruction windows were removed to display all necessary information on a single screen. Additionally, the instruction for gripper programming in the control group was revised to reflect the approach naturally adopted by pretest participants 1 and 3, promoting more intuitive interaction.

The final iteration of the learning materials for the two experimental conditions is presented in the preceding sections. Furthermore, the pretests were used to establish a standardized experimental procedure, as described in subsection 3.6.

3.4. Measurements

We designed a questionnaire to collect quantitative data on participants' learner characteristics and learning experience. First, participants reported their age and sex. We then measured learning experience through system usability and perceived cognitive load.

To evaluate the perceived usability of the system, the questionnaire uses the System Usability Scale (SUS) developed by Brooke [79]. The SUS is a widely used and reliable instrument consisting of 10 items rated on a 5-point Likert scale, ranging from 1 ("strongly disagree") to 5 ("strongly agree"). It offers a quick yet robust measure of a system's overall usability [80]. It is particularly well-suited for studies in the context of educational technologies, as it is not limited to specific types of systems and has been successfully applied across a wide range of technological products [80, 57]. Its broad applicability, widespread use, and robustness, even in studies with relatively

small sample sizes, make it especially suitable for experimental settings like the one presented here [81, 79].

Since the experiment was conducted in German, the translated and validated scale from Gao et al. [82] was used. We defined the term “system” differently for each condition. For the AR condition, the system was defined as a unified entity comprising the AR device, the embedded application, and the digital instructional content. For the control condition, it was defined as the combination of the tablet-based PDF instruction manual and the robot’s proprietary teach pendant. This precise specification ensured that all participants evaluated the usability of the complete system with which they interacted, rather than isolated components. In the present study, the SUS demonstrated good internal consistency, with a Cronbach’s alpha of .83.

Cognitive load, as the second construct of learning experience, was assessed using the second version of the naive rating scale developed by Klepsch et al. [83]. This instrument includes three distinct subscales that capture different facets of cognitive load (ECL, ICL, GCL). The use of this instrument is particularly well-suited to the context of the present study, as it enables a differentiated assessment of cognitive demands arising from both the instructional design and the nature of the learning task. Participants completed the German version of the questionnaire and were instructed to evaluate the cognitive demands specifically related to the task they carried out. Responses were given on a seven-point Likert scale, with values ranging from 1 (“strongly disagree”) to 7 (“strongly agree”).

The ECL subscale demonstrated acceptable internal consistency, with $\alpha = .71$. In contrast, the GCL subscale showed low internal consistency ($\alpha = .31$), indicating that the items may not reliably capture a single underlying construct. For the ICL subscale, which consisted of two items, reliability was evaluated using the Spearman-Brown coefficient, yielding a value of 0.78, which is considered acceptable.

To assess participants’ spatial ability as the primary learner characteristic (used for RQ2 and RQ3), the Mental Rotation Test (MRT) by Peters et al. [47] was administered, which evaluates the ability to mentally rotate objects. The 20-item version of the MRT was used, divided into two blocks of 10 items each, with three minutes allocated per block. In case the time limit has expired, the questionnaire automatically continues. Participants were given the option to take a short break between the two blocks to reduce mental strain. In each item, participants were shown a static reference image of a 3D figure and four static alternatives. Two of these alternatives were rotated versions of the reference figure, while the remaining two were different figures. Participants were instructed to select the two images equal to the given

figure. As the figures were static, rotations had to be performed mentally. Each item contained exactly two correct and two false answers. Selecting both correct answers earned one point. Choosing only one or none of the correct answers earned zero points, resulting in scores ranging from 0 to 20 points.

To control for confounding variables, the questionnaire ended with the assessment of other learner characteristics. First, the Affinity for Technology Interaction (ATI) scale [84] was included as a control variable. ATI reflects individuals' tendency to actively and intensively engage with technical systems, which is particularly relevant when investigating learning processes involving the support of digital learning media. Since this study required participants to work with both robotic hardware and AR devices, varying levels of ATI could systematically affect user behavior, engagement, and ultimately the learning experience. Furthermore, ATI has also been linked to more effective coping with technology in terms of problem-solving and learning processes [84]. With nine questions, participants rated their agreement on a 6-point Likert scale. A mean score of all questions was calculated to represent each person's ATI level. The ATI scale demonstrated excellent internal consistency, with a Cronbach's alpha of .93, indicating a high level of reliability.

Finally, participants' prior experience in the domains of robotics, programming, and AR was assessed, as each of these areas is likely to facilitate comprehension of the learning content and successful task completion. Experience with robotic arms was expected to support participants in completing the task and to enhance the overall learning experience. Programming experience was considered relevant due to the programming component included in the second part of the learning task. Prior exposure to AR was especially pertinent for participants in the experimental group. For individuals unfamiliar with AR, initial exposure to such technologies, particularly hand-tracking-based interactions, may present an additional cognitive or operational barrier. Each of the three types of prior experience was measured using a single-item 5-point Likert scale, ranging from 1 ("no experience") to 5 ("highly experienced"). The question used to assess AR experience was phrased as follows: "How would you rate your experience with augmented reality?" The questions for robotics and programming experience were formulated analogously.

3.5. Participants

Seventy-four individuals initially took part in the experiment. Three participants were excluded before the analysis. One participant was excluded

due to an incorrectly completed questionnaire, and two participants were excluded because they required substantial help to complete the task and were unable to perform it independently. The final sample used for analysis consisted of $N = 71$ participants (19 female and 52 male) with a mean age of 26.58 years ($SD = 6.91$). Through randomized allocation of the participants, the goal was to achieve an equal distribution of participants and sex in the groups. An equal distribution of sex was desired to minimize the potential effect of differences between men and women regarding their spatial ability [48, 47]. In the end, the AR group comprised $n = 36$ participants with nine women and 27 men, while the control group consisted of $n = 35$ participants with 10 women and 25 men. The ATI scale showed a mean score of 4.37 ($SD = 1.07$). Scores on the MRT averaged 9.97 ($SD = 4.29$). Regarding specific technological domains, participants reported an average experience with AR of 2.18 ($SD = 1.13$), while their experience with Robotics was 1.58 ($SD = 1.01$). Finally, participants' experience with Programming averaged 3 ($SD = 1.34$).

3.6. Procedure

The experimental procedure followed a standardized protocol to ensure that every participant received the same information. First, the experiment supervisor gave an introduction to the experimental procedure and an overall explanation of the learning task. Participants were encouraged to solve the task independently and not to worry about its complexity. The goal was to alleviate pressure on the participants and emphasize the learning aspect of the task. It was noted that the learning material contains all the necessary information, so no prior knowledge is required to solve the task. Following this, the technical devices and interaction with the user interfaces, depending on the group condition, were explained. Participants in the AR condition received an AR demo application on the Meta Quest 3 with a user interface similar to that of the actual application. With this, they had the opportunity to become familiar with the device (e.g., hand interaction, perception of the environment, movement). Additionally, it was ensured that texts and UI elements are well readable and that the device is mounted correctly on the head. Before starting the experimental task, some final information about the robot, such as safety areas, reach limits, and emergency stop procedures, was provided. After all open questions were clarified, participants worked independently on the learning task using the step-by-step instructions. The task ended when the final program executed correctly. The experiment ended with the final questionnaire presented in subsection 3.4.

3.7. Data analysis

To confirm the equivalence of the two experimental groups in terms of their learner characteristics, we tested for group differences in MRT, ATI, and participants' experience with AR (EAR), robotics (ER), and programming (EP). Besides descriptive analyses, all normally distributed variables are tested with Welch's t-test for group differences. For non-normally distributed data, the Mann-Whitney-U-test was applied.

To address RQ1 and RQ2 and test the associated hypotheses, we performed four multiple linear regression analyses with ECL, ICL, GCL, or SUS as the dependent variable. To examine the predictors of the dependent variables, we specified linear regression models in which the experimental group (AR vs. control) and MRT scores were added simultaneously.

Additionally, we conducted subgroup analyses to investigate RQ3 regarding the potential moderating effect of AR on the relationship between spatial ability and learning experience. Separate regression models were estimated for the AR group and control group, with MRT score as the predictor for each of the four dependent variables. Comparing the regression coefficients between subgroups allowed for examination of whether the effect of spatial ability differed between instructional conditions.

Model assumptions were systematically evaluated prior to analysis. Normality of residuals was assessed via Shapiro-Wilk tests and Q-Q plots for each model specification. Homoscedasticity was examined through residual scatter plots and Breusch-Pagan tests. For models exhibiting heteroscedasticity, heteroscedasticity-consistent (HC3) standard errors were applied to ensure robustness of statistical inference.

To control for multiple testing across the four regression models, Bonferroni-corrected p-values were computed (multiplying each p-value by four). The adjusted significance threshold remained $\alpha = .05$.

4. Results

To address RQ1, we examine how AR influences the learning experience in a robot programming task compared to a tablet-based condition. RQ2 focuses on the role of learners' spatial ability in shaping their learning experience during robot programming. Using an exploratory approach, RQ3 explores the potential moderating effect of AR on the relationship between spatial ability and learning experience, investigating whether AR functions as a compensatory or enhancing factor.

The analysis is structured into two subsections. First, we report descriptive statistics and correlation analyses to provide an overview of the relationships among key variables. Second, we present the results of inferential statistical tests conducted to examine the research questions.

The complete sample ($N = 71$) required an average of $M = 24.87$ minutes ($SD = 5.73$, $Mdn = 24$) to complete the learning task. Participants in the AR condition ($n = 36$) showed a shorter mean learning duration ($M = 23.11$, $SD = 4.82$, $Mdn = 23.5$) compared to participants in the control group ($n = 35$), who required $M = 26.69$ minutes ($SD = 6.08$, $Mdn = 26$) on average.

Overall, the learning task was rated with a medium to low ICL ($M = 2.76$, $SD = 1.22$, $Mdn = 2.50$), low ECL ($M = 1.79$, $SD = 0.83$, $Mdn = 1.33$), and high GCL ($M = 5.66$, $SD = 0.91$, $Mdn = 5.67$). The usability of the learning material, measured through SUS, yielded an overall average score of $M = 80.95$ ($SD = 14.08$, $Mdn = 85.00$).

Participants in the AR condition ($n = 36$) reported a mean ICL of $M = 2.40$ ($SD = 0.94$, $Mdn = 2.50$) and $M = 1.70$ for ECL ($SD = 0.70$, $Mdn = 1.33$). The control condition ($n = 35$) reported ICL of $M = 3.13$ ($SD = 1.37$, $Mdn = 3.00$) and ECL of $M = 1.88$ ($SD = 0.95$, $Mdn = 1.33$). GCL was $M = 5.61$ ($SD = 0.85$, $Mdn = 5.67$) in the AR condition and $M = 5.71$ ($SD = 0.97$, $Mdn = 6.00$) in the control condition. SUS scores were $M = 82.57$ ($SD = 14.10$, $Mdn = 87.50$) for the AR group and $M = 79.29$ ($SD = 14.07$, $Mdn = 80.00$) for the control group.

Statistical comparisons of the two experimental groups on the descriptive variables (MRT, ATI, ER, EP, EAR) indicated no significant differences, confirming comparability. Participants' ATI score was $M = 4.28$ ($SD = 1.05$, $Mdn = 4.44$) in the AR condition and $M = 4.46$ ($SD = 1.09$, $Mdn = 4.78$) in the control condition. MRT scores were $M = 10.22$ ($SD = 4.16$, $Mdn = 10.00$) in the AR group and $M = 9.71$ ($SD = 4.46$, $Mdn = 10.00$) in the control group. ER was $M = 1.58$ ($SD = 0.94$, $Mdn = 1.00$) in the AR group and $M = 1.57$ ($SD = 1.09$, $Mdn = 1.00$) in the control group. EP was $M = 3.11$ ($SD = 1.30$, $Mdn = 3.00$) for the AR condition and $M = 2.89$ ($SD = 1.39$, $Mdn = 3.00$) for the control condition. EAR was $M = 2.14$ ($SD = 1.15$, $Mdn = 2.00$) in the AR group and $M = 2.23$ ($SD = 1.11$, $Mdn = 2.00$) in the control group.

Inferential statistical tests confirmed the comparability of the groups. The MRT scores showed no significant difference between the groups, $t(68.36) = -0.50$, $p = .621$. The same applies to the ATI, where no significant group difference was observed, $U(N_1 = 35, N_2 = 36) = 702$, $z = -0.82$, $p = .410$. Moreover, the prior experience of the participants did not differ, neither

for ER, $U(N_1 = 35, N_2 = 36) = 586$, $z = -0.612$, $p = .540$, for EP, $U(N_1 = 35, N_2 = 36) = 572.5$, $z = -0.677$, $p = .499$, nor for EAR, $U(N_1 = 35, N_2 = 36) = 672$, $z = -0.499$, $p = .618$.

To further analyse confounding effects, sex differences in MRT are investigated. The investigated sample presents a sex difference, with male participants ($M_{\text{male}} = 11.12$, $SD_{\text{male}} = 3.9$) scoring significantly higher than female participants ($M_{\text{female}} = 6.84$, $SD_{\text{female}} = 3.78$), $t(32.997) = 4.185$, $p < .001$. The effect size was Cohen's $d = 1.105$, suggesting a large effect [85]. However, since the overall MRT scores did not differ significantly between the two experimental groups and male and female participants were distributed equally across the groups, sex differences were not further considered.

Further, Table 2 presents the means, standard deviations, and Spearman correlations among all study variables. SUS showed significant positive correlations with MRT ($r_s = .35$, $p < .01$), ATI ($r_s = .44$, $p < .01$), and EP ($r_s = .27$, $p < .05$), and a significant negative correlation with ECL ($r_s = -.63$, $p < .01$) and ICL ($r_s = -.48$, $p < .01$). ICL demonstrated a significant negative correlation with ECL ($r_s = -.41$, $p < .01$). ECL showed significant negative correlations with MRT ($r_s = -.28$, $p < .05$), and ATI ($r_s = -.24$, $p < .05$). GCL was not significantly correlated with any of the other variables. MRT showed significant positive correlations with ATI ($r_s = .50$, $p < .01$), ER ($r_s = .33$, $p < .01$), and EP ($r_s = .24$, $p < .05$).

Table 2: Means, standard deviations, and correlations.

Variable	M	SD	1	2	3	4	5	6	7	8
1. MRT	9.97	4.29								
2. ATI	4.37	1.07	0.50**							
3. SUS	80.95	14.08	0.35**	0.44**						
4. ICL	2.76	1.22	-0.13	0.04	-0.48**					
5. ECL	1.79	0.83	-0.28*	-0.24*	-0.63**	0.41**				
6. GCL	5.66	0.91	0.18	0.08	0.04	0.12	-0.21			
7. EAR	2.18	1.13	0.26*	0.35**	0.22	0.00	-0.10	-0.04		
8. ER	1.58	1.01	0.16	0.33**	0.13	-0.17	-0.08	0.01	0.49**	
9. EP	3.0	1.34	0.24*	0.60**	0.27*	-0.14	-0.02	-0.09	0.39**	0.54**

Note. M and SD are used to represent mean and standard deviation, respectively. * indicates $p < .05$, ** indicates $p < .01$.

4.1. Research question 1

To test the hypotheses of RQ1, we conducted multiple linear regression models with instructional condition (group) and MRT score as predictors.

H1a. The regression model predicting ECL was significant ($F(2, 68) = 5.65, p < .01, R^2 = .14$) and explained 14% of the variance in ECL. The predictor group (AR vs. control) was not significant ($b = -0.14, SE = 0.19, \beta = -0.08, p = 1.00$), indicating that AR-based instruction did not significantly reduce ECL compared to the control group. Thus, H1a was not supported.

H1b. The regression model predicting ICL was also significant ($F(2, 68) = 5.05, p < .01, R^2 = .13$) and explained 13% of the variance in ICL. The group effect, adjusted for the MRT score, was not significant ($b = -0.70, SE = 0.27, \beta = -0.29, p = .053$), suggesting no significant difference in ICL between the AR and control group. Therefore, H1b was supported.

H1c. The overall regression model predicting GCL was not significant ($F(2, 68) = 1.09, p = .34, R^2 = .03$). Thus, there was no evidence of a relationship between the predictors (MRT and group) and GCL, and H1c was not supported. It should be noted, however, that the internal consistency of the GCL scale was low (Cronbach's $\alpha = .31$), which may limit the reliability of these results and suggests a cautious interpretation.

H1d. The regression model predicting SUS was significant ($F(2, 68) = 6.07, p < .01, R^2 = .15$) explaining 15% of variance in usability. Nevertheless, after accounting for the MRT score, the group effect was not significant ($b = 2.66, SE = 3.13, \beta = 0.1, p = 1.00$), indicating that AR-based instruction did not significantly improve SUS compared to the control group. Consequently, H1d was not supported.

4.2. Research question 2

To investigate the influence of spatial ability on the learning experience (RQ2), we analyzed the effects of the MRT in the multiple linear regression models presented before.

H2a. Considering the significant regression model for ECL ($F(2, 68) = 5.65, p < .01, R^2 = .14$), MRT score showed a significant negative association ($b = -0.07, SE = 0.02, \beta = -0.36, p < .01, \eta^2 p = .14$) with a medium to large effect, indicating that participants with higher spatial ability experienced lower ECL (see Figure 7a). This finding supports H2a.

H2b. The regression model predicting ICL was also significant ($F(2, 68) = 5.05, p < .01, R^2 = .13$). MRT score as a predictor for ICL was not significant ($b = -0.06, SE = 0.03, \beta = -0.2, p = .34$). Thus, there was no evidence of a relationship between spatial ability and ICL, and H2b was not supported.

H2c. The overall regression model for GCL was not significant ($F(2, 68) = 1.09, p = .34, R^2 = .03$), indicating that MRT did not have a measur-

able effect on GCL. Therefore, H2c was supported. Notably, the GCL scale demonstrated low internal consistency (Cronbach's $\alpha = .31$), indicating limited measurement reliability and the need for cautious interpretation of these results.

H2d. Considering the significant regression model predicting SUS ($F(2, 68) = 6.07, p < .01, R^2 = .15$), the MRT score showed a significant positive effect ($b = 1.22, SE = 0.37, \beta = 0.37, p < .01, \eta^2 p = .14$), with a medium to large effect, suggesting that higher spatial ability was associated with higher perceived usability (see Figure 7b). This result supports H2d.

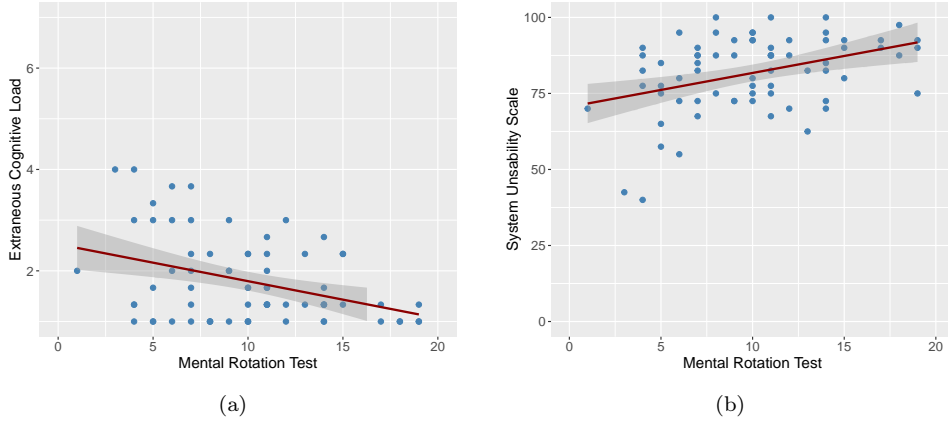


Figure 7: Relationship between System Usability Scale and Mental Rotation Test (a) and Extraneous Cognitive Load and Mental Rotation Test (b), with visualization of linear regression line and 95% confidence interval.

4.3. Research question 3

We performed additional exploratory analyses to examine whether AR moderates the influence of spatial ability on the learning experience. Therefore, we run separate regression models for the AR and the control group.

The linear regression model with ECL as the dependent variable and MRT as the predictor for the control group was significant ($F(33) = 7.26, p < .05, R^2 = .18$). The negative association between MRT and ECL of the overall sample persisted in the subgroup analysis ($b = -0.09, SE = 0.03, \beta = -0.37, p < .05, \eta^2 p = .18$). The regression model predicting ICL was not significant ($F(33) = 2.37, p = .13, R^2 = .07$), indicating no effect of MRT on ICL in the control group. Similarly, the model predicting GCL was not significant ($F(33) = 0.0001, p = .99, R^2 < .001$), consistent with the overall sample. In contrast, the model examining MRT's effect on SUS

was significant ($F(33) = 9.62, p < .01, R^2 = .23$), with MRT showing a significant positive effect on SUS ($b = 1.50, SE = 0.48, \beta = 0.38, p < .05, \eta^2 p = .23$), mirroring the pattern observed in the full sample.

We then calculated the same for the AR group. In the AR group, the relationships between MRT and the dependent variables differed. In contrast to the control group, the regression model for ECL was not significant ($F(34) = 3.03, p = .09, R^2 = .08$). The model for ICL was also not significant ($F(34) = 0.65, p = .43, R^2 = .02$). Notably, the model for GCL reached significance ($F(34) = 5.31, p < .05, R^2 = .14$), but MRT was not a significant predictor of GCL ($b = 0.08, SE = 0.03, \beta = 0.16, p = .11$). Finally, the regression model for SUS was not significant ($F(34) = 2.65, p = .11, R^2 = .07$), indicating no association between SUS and MRT in the AR group.

5. Discussion

This chapter discusses the results of the experiment in relation to the three research questions and relevant literature. Although AR has demonstrated potential to enhance learning [5, 6], prior research has predominantly focused on system design and technical feasibility [5, 9], often overlooking individual learner characteristics [12]. In particular, spatial ability has been insufficiently examined in the context of AR-supported learning, resulting in ambiguous effects [13]. The present study addressed this gap by investigating AR-based robot programming with the dual goals of evaluating the general effectiveness of AR on learning robot programming (RQ1), understanding how spatial ability influences the learning experience (RQ2), and exploring whether AR moderates the relationship between spatial ability and the learning experience (RQ3). The discussion proceeds by considering each research question in turn, contextualizing the findings within the existing literature and highlighting their implications for AR-supported learning in spatially complex domains.

5.1. Improving the learning experience through augmented reality

The first RQ examined whether using the AR application leads to an improved learning experience in a robot programming task compared to a traditional method.

Concerning the learning experience of participants using AR or conventional learning materials, we hypothesized that ECL would be lower (H1a), GCL would be higher (H1b), and SUS would improve (H1d) for the AR group, while ICL would remain unchanged (H1c). The hypothesis regarding

ICL was supported, confirming that this type of cognitive load remained unaffected by the intervention, as predicted by cognitive load theory [60]. However, the predicted differences in ECL, GCL, and SUS were not observed. These findings suggest that the AR application did not provide significant advantages in the learning experience compared to the traditional approach. It should be noted that the internal consistency of the GCL scale was low (Cronbach’s $\alpha = .31$), which may limit the reliability of these results. This caveat applies to all subsequent statements regarding GCL.

Taken together, our data did not support RQ1, indicating that the AR intervention did not significantly enhance the learning experience in the robot programming task compared with the control condition. While this result contrasts with prior literature reporting positive effects of AR on learning outcomes, engagement, and cognitive processes in technology-enhanced learning environments [8, 6], it offers valuable insights into the boundary conditions of AR benefits. Similarly, findings from human-robot interaction research, which suggest that AR can improve usability [28, 23] and reduce cognitive load [24, 23], were not observed in this study.

One key factor in interpreting these results is the design of the AR intervention. In our study, the AR application was specifically designed to present spatial information to support learners’ understanding of the robot programming task. It intentionally excluded additional interaction elements or adaptive instructional features, focusing on controlled support to isolate the effect of spatial augmentation. While this approach enhanced experimental control and internal validity, it may have constrained the application’s potential to fully facilitate learning. Importantly, the control condition was also designed to be pedagogically effective, and participants’ baseline learning experience was already high, as reflected in usability ($M = 79.29$, $SD = 14.07$) and cognitive load scores (ECL: $M = 1.88$, $SD = 0.95$; ICL: $M = 3.13$, $SD = 1.37$; GCL: $M = 5.71$, $SD = 0.97$). This strong baseline may have reduced the observable advantage of AR.

Despite the absence of improvement through AR, our findings contribute to a deeper understanding of AR implementation in educational contexts. Consistent with Krüger et al. [15], partially leveraging AR’s affordances may be insufficient to yield measurable learning benefits. Prior studies in AR-supported robot collaboration have demonstrated that more comprehensive AR systems, which integrate multiple layers of instructional and interactive support, may be necessary to achieve meaningful improvements in learning outcomes [25, 24, 28, 23]. These systems often combine spatial augmentation with dynamic guidance, feedback, and interactive elements. By deliberately isolating the spatial component, our study highlights the importance of dis-

tinguishing which features of AR drive learning outcomes.

Moreover, these results inform the broader discussion on media comparison studies, which have been criticized for overemphasizing technology while underestimating the role of instructional design and pedagogical methods [9]. Our study reinforces the argument that future research should shift from simply comparing AR to other media toward systematically investigating how different AR design features influence learning.

In sum, although the AR application in this experiment did not produce measurable improvements in learning experience, the study provides valuable insights for designing AR interventions. It clarifies that controlled, spatially focused AR support alone may not suffice to enhance learning, and points toward future directions for combining spatial augmentation with interactive and instructional features to unlock the full potential of AR in educational settings.

5.2. The influence of spatial ability on learning robot programming

RQ2 tests whether learners' spatial ability is related to their experience of learning robot programming. The analysis of spatial ability's overall influence on learning robot programming yielded largely consistent results with theoretical expectations. Hypotheses H2a, H2c, and H2d were supported, while H2b was not. These findings suggest that spatial ability is indeed beneficial for robot programming tasks, resulting in reduced ECL and enhanced system usability. Learners with higher spatial ability appear better equipped to process the spatial representations inherent in robot programming environments, thereby reducing unnecessary cognitive demands and improving their interaction experience with the learning material.

The absence of a relationship between MRT and ICL (H2b) is somewhat surprising, as Cognitive Load Theory would predict that spatial ability should attenuate intrinsic cognitive load by facilitating comprehension of spatially complex procedural information. However, this finding may indicate that spatial ability primarily facilitates understanding of the presented material and interaction with the robot (as reflected by ECL and SUS) rather than reducing the fundamental difficulty of the programming task itself (ICL). It is plausible that the programming task was of low intrinsic difficulty, regardless of spatial ability level, with spatial skills providing advantages mainly for navigating the spatial interface rather than for grasping core programming concepts.

5.3. *The moderating effect of spatial ability in AR learning*

The moderating effect of AR support on the relationship between spatial ability and the learning experience was examined through exploratory subgroup analyses. We compared the relationships between MRT and the dependent variables (ECL, ICL, GCL, and SUS) across the AR and control group. The results reveal a distinct pattern. In the control group, higher spatial ability was associated with lower ECL and higher SUS, and these relationships were even more pronounced than in the overall sample. However, in the AR group, these associations disappeared, suggesting that AR may have mitigated the influence of spatial ability. In contrast, ICL and GCL demonstrated similar trends across both conditions, consistent with the overall data pattern.

This pattern suggests that learners in the AR condition experienced a comparable learning experience regardless of their spatial ability levels. In contrast, spatial ability remained a significant predictor of learning experience in the traditional setting. We interpret the findings as that AR appears to compensate for lower spatial ability by providing a more equitable learning experience across the spatial ability spectrum. We suggest that by externalizing spatial relationships and making abstract concepts more concrete (in this case, by visualizing the TCP coordinate system and spatial waypoints), AR may offload spatial processing demands onto the visual augmentations provided by the AR system, thereby helping learners with lower spatial skills engage more effectively with complex spatial tasks. This interpretation aligns with theoretical considerations and recent findings [17, 21, 13].

The observed pattern in this study indicates that AR holds promise as a compensatory tool for learners' differences in spatial ability. This represents a valuable direction for future research aimed at investigating how and for whom AR provides the most significant instructional benefits.

5.4. *Limitations*

Our study provides meaningful insights into the use of AR in robot programming instruction and the influence of spatial ability. However, methodological limitations must be acknowledged.

First, the sample size ($N = 71$) in this between-subjects experiment constrains the statistical power to include an interaction term (group:MRT) in the regression models to reliably detect moderation effects. Consequently, the generalizability of our subgroup analyses may be limited, and results should be interpreted with appropriate caution regarding their applicability to broader populations and contexts.

Second, the AR application implemented in this study was deliberately limited in complexity and did not utilize the full potential of AR technology. This decision was made to reduce complexity and improve comparability with the control group, while allowing a focused investigation of the spatial visualization capabilities of AR. While this targeted approach helped isolate the effects of AR-based spatial support, it may have restricted the broader exploration of AR’s pedagogical possibilities, thereby limiting the scope of findings related to RQ1.

Third, cognitive load was assessed solely through self-report measures. While the scale by Klepsch et al. [83] is validated and widely adopted in educational and usability research, self-assessments are inherently susceptible to subjective bias. They may be influenced by factors unrelated to the actual cognitive demands of the task. In particular, the novelty of working with both a robot and an AR interface may have artificially inflated participants’ perceived cognitive load. Moreover, distinguishing between different types of load (intrinsic, extraneous, and germane cognitive load) is inherently challenging, even when using instruments such as the scale from Klepsch et al. [83]. In the present study, the subscale measuring GCL showed relatively low internal consistency (Cronbach’s $\alpha = .31$). Future studies could benefit from triangulating self-report data with additional measurement techniques, such as eye tracking, electroencephalography (EEG), or other physiological indicators, to obtain a more objective assessment.

Taken together, these limitations highlight the need for cautious interpretation of the results and suggest directions for future research to build on and refine the findings presented here.

5.5. Future research implications

Given the demonstrated relevance of spatial ability in this study, future research should continue to explore its role in AR learning, particularly in the context of HRI. However, spatial ability should not be the sole focus. Further investigation is needed into additional learner characteristics that may influence or moderate the effectiveness of AR, such as prior technical experience, self-efficacy, or individual learning strategies. A more comprehensive understanding of these factors could inform the development of adaptive AR systems that respond to different learner profiles. Further, future research should broaden the understanding of learning outcomes, such as knowledge gain and the ability to transfer the learned content into realistic scenarios.

Methodologically, further quantitative research with larger sample sizes is needed to increase the reliability of results and to enable the detection of smaller effects. The current study provides valuable initial insights, but

more robust statistical analyses, particularly regarding interaction effects between learner characteristics and instructional conditions, require greater statistical power. Larger samples would also support including interactions and enable more fine-grained subgroup analyses.

In addition to quantitative approaches, qualitative research designs could offer important complementary insights, especially in complex learning scenarios such as robot programming. Qualitative methods can provide a richer understanding of how learners interpret and interact with AR content, as well as how they experience cognitive load. This may be particularly useful in uncovering subtle processes or learner strategies that are not easily captured by standardized instruments.

Moreover, future studies should include controlled experiments that isolate specific features of AR interfaces to identify which design elements are most effective in reducing task complexity and cognitive load. Targeted investigations of individual features, such as interactive guidance, real-time feedback, or innovative input techniques, would provide valuable insights into the instructional mechanisms through which AR exerts its effects.

Finally, it is essential to move beyond isolated laboratory conditions and conduct user studies with more advanced AR applications in real-world settings. In particular, the field of HRI presents a highly relevant application domain where AR has the potential to facilitate spatial understanding, task coordination, and human-machine interaction. Further research in applied settings will be crucial to assess the practical utility of AR in supporting learning and task performance under authentic conditions.

6. Conclusion

In summary, this study provides insights into learning robot programming with an AR application, examining cognitive load, usability, and spatial ability as learner characteristics. Across the sample, learners demonstrated high usability and low extraneous cognitive load alongside high germane cognitive load, indicating effective cognitive engagement with the learning material. Spatial ability emerged as a significant predictor of learning experience, with higher Mental Rotation Test scores associated with lower extraneous cognitive load and improved usability. The comparison between AR and conventional approaches revealed no statistically significant differences in overall learning experience. This finding may be attributed to the controlled experimental design, which isolated spatial augmentation effects while maintaining comparability to the control condition, combined with the already strong performance achieved in the traditional learning environment.

Notably, exploratory analyses suggest a promising compensatory role of AR for learners with lower spatial ability. Spatial ability predicted the learning experience in the control group but not in the AR group, indicating that AR may externalize complex spatial relationships and reduce cognitive demands for these learners. This aligns with theoretical claims about AR’s capacity to support learners with varying spatial reasoning abilities. Although the AR application did not yield measurable improvements across the full sample, the study underscores the importance of considering learner characteristics in instructional design and evaluation for AR-based learning. Future research should systematically investigate how AR features—including interactivity, contextualization, and dynamic guidance—interact with learner abilities to optimize outcomes. Thoughtfully designed AR interventions hold promise for educational applications, particularly when tailored to specific learning goals and target learner populations.

Declaration of generative AI and AI-assisted technologies in the writing process

During the preparation of this work the authors used Chat-GPT, Claude, and Cursor AI in order to check grammar, improve the writing structure, and LaTeX formatting of the paper. After using this tool/service, the authors reviewed and edited the content as needed and take full responsibility for the content of the published article.

Acknowledgments

The authors thank the Chair of Business Informatics, Processes and Systems at the University of Potsdam for providing the technical hardware used in this experiment.

Data availability

Data and R code are available on OSF: <https://osf.io/4jezs>

References

- [1] H. Sumdani, P. Aguilar-Salinas, M. J. Avila, S. R. Barber, T. Dumont, Utility of Augmented Reality and Virtual Reality in Spine Surgery: A Systematic Review of the Literature, *World Neurosurgery* 161 (2022) e8–e17. doi:10.1016/j.wneu.2021.08.002.

URL <https://www.sciencedirect.com/science/article/pii/S1878875021011694>

- [2] N. Leins, J. Gonnermann-Müller, M. Teichmann, Comparing head-mounted and handheld augmented reality for guided assembly, *Journal on Multimodal User Interfaces* (Sep. 2024). doi:10.1007/s12193-024-00440-1.
URL <https://doi.org/10.1007/s12193-024-00440-1>
- [3] L. Daling, S. Schlittmeier, Effects of Augmented Reality-, Virtual Reality-, and Mixed Reality-Based Training on Objective Performance Measures and Subjective Evaluations in Manual Assembly Tasks: A Scoping Review, *Human Factors* 66 (2) (2024) 589–626. doi:10.1177/00187208221105135.
- [4] R. T. Azuma, A Survey of Augmented Reality, *Presence: Teleoperators and Virtual Environments* 6 (4) (1997) 355–385. doi:10.1162/pres.1997.6.4.355.
- [5] M. C. Howard, M. M. Davis, A Meta-analysis of augmented reality programs for education and training, *Virtual Reality* (Aug. 2023). doi:10.1007/s10055-023-00844-6.
URL <https://doi.org/10.1007/s10055-023-00844-6>
- [6] Y. Lin, Z. Yu, A meta-analysis of the effects of augmented reality technologies in interactive learning environments (2012–2022), *Computer Applications in Engineering Education* 31 (4) (2023) 1111–1131, _eprint: <https://onlinelibrary.wiley.com/doi/pdf/10.1002/cae.22628>. doi:10.1002/cae.22628.
URL <https://onlinelibrary.wiley.com/doi/abs/10.1002/cae.22628>
- [7] H.-K. Wu, S. W.-Y. Lee, H.-Y. Chang, J.-C. Liang, Current status, opportunities and challenges of augmented reality in education, *Computers & Education* 62 (2013) 41–49. doi:10.1016/j.compedu.2012.10.024.
URL <https://linkinghub.elsevier.com/retrieve/pii/S0360131512002527>
- [8] S. Cai, C. Liu, T. Wang, E. Liu, J.-C. Liang, Effects of learning physics using Augmented Reality on students' self-efficacy and conceptions of learning, *British Journal of Educational Technology* 52 (1) (2021) 235–251, _eprint:

<https://onlinelibrary.wiley.com/doi/pdf/10.1111/bjet.13020>.
doi:10.1111/bjet.13020.
URL <https://onlinelibrary.wiley.com/doi/abs/10.1111/bjet.13020>

- [9] J. Buchner, M. Kerres, Media comparison studies dominate comparative research on augmented reality in education, *Computers & Education* 195 (2023) 104711. doi:10.1016/j.compedu.2022.104711.
URL <https://www.sciencedirect.com/science/article/pii/S0360131522002822>
- [10] B. Gros, The design of smart educational environments, *Smart Learning Environments* 3 (1) (2016) 15. doi:10.1186/s40561-016-0039-x.
URL <https://doi.org/10.1186/s40561-016-0039-x>
- [11] H. Peng, S. Ma, J. M. Spector, Personalized adaptive learning: an emerging pedagogical approach enabled by a smart learning environment, *Smart Learning Environments* 6 (1) (2019) 9. doi:10.1186/s40561-019-0089-y.
URL <https://doi.org/10.1186/s40561-019-0089-y>
- [12] J. Gonnermann-Müller, J. M. Krüger, Unlocking Augmented Reality Learning Design Based on Evidence From Empirical Cognitive Load Studies - A Systematic Literature Review, *Journal of Computer Assisted Learning* 41 (1) (2025) e13095, _eprint: <https://onlinelibrary.wiley.com/doi/pdf/10.1111/jcal.13095>. doi:10.1111/jcal.13095.
URL <https://onlinelibrary.wiley.com/doi/abs/10.1111/jcal.13095>
- [13] Z. Kozlova, K. M. Bach, P. A. Edelsbrunner, S. I. Hofer, Bringing learners into focus: A systematic review of learner characteristics in AR-supported STEM education, *Learning and Individual Differences* 122 (2025) 102727. doi:10.1016/j.lindif.2025.102727.
URL <https://www.sciencedirect.com/science/article/pii/S1041608025001037>
- [14] J. B. Carroll, Human cognitive abilities: A survey of factor-analytic studies, *Human cognitive abilities: A survey of factor-analytic studies*, Cambridge University Press, Cambridge, 1993.
URL <https://doi.org/10.1017/CB09780511571312>

- [15] J. M. Krüger, A. Buchholz, D. Bodemer, Augmented reality in education: three unique characteristics from a user's perspective, in: International Conference on Computers in Education, Asia-Pacific Society for Computers in Education, 2019, pp. 412–422. doi:<https://doi.org/10.58459/icce.2019.481>.
- [16] X. Di, X. Zheng, A meta-analysis of the impact of virtual technologies on students' spatial ability, Educational technology research and development 70 (1) (2022) 73–98. doi:[10.1007/s11423-022-10082-3](https://doi.org/10.1007/s11423-022-10082-3). URL <https://doi.org/10.1007/s11423-022-10082-3>
- [17] H. Y. Ho, A. H. Wang, C. H. Wu, Effects of training methods on performance of a scaffolding task for workers with different spatial ability, International Journal of Occupational Safety and Ergonomics 30 (3) (2024) 985–994. doi:[10.1080/10803548.2024.2370643](https://doi.org/10.1080/10803548.2024.2370643). URL <https://doi.org/10.1080/10803548.2024.2370643>
- [18] S. Ho, P. Liu, D. J. Palombo, T. C. Handy, C. Krebs, The role of spatial ability in mixed reality learning with the HoloLens, Anatomical Sciences Education 15 (6) (2022) 1074–1085, _eprint: <https://onlinelibrary.wiley.com/doi/pdf/10.1002/ase.2146>. doi:[10.1002/ase.2146](https://doi.org/10.1002/ase.2146). URL <https://onlinelibrary.wiley.com/doi/abs/10.1002/ase.2146>
- [19] J. M. Krüger, K. Palzer, D. Bodemer, Learning with augmented reality: Impact of dimensionality and spatial abilities, Computers and Education Open 3 (2022) 100065. doi:[10.1016/j.caeo.2021.100065](https://doi.org/10.1016/j.caeo.2021.100065). URL <https://linkinghub.elsevier.com/retrieve/pii/S2666557321000367>
- [20] C. Weng, D. Puspitasari, K. N. P. Tran, P. J. Feng, N. O. Awuor, I. M. Matere, The effect of using theodolite 3D AR in teaching measurement error on learning outcomes and satisfaction of civil engineering students with different spatial ability, Interactive Learning Environments 31 (5) (2023) 2722–2736. doi:[10.1080/10494820.2021.1898989](https://doi.org/10.1080/10494820.2021.1898989). URL <https://doi.org/10.1080/10494820.2021.1898989>
- [21] K. Bogomolova, I. J. van der Ham, M. E. Dankbaar, W. W. van den Broek, S. E. Hovius, J. A. van der Hage, B. P. Hierck, The Effect of Stereoscopic Augmented Reality Visualization on Learning Anatomy and the Modifying Effect of Visual-

- Spatial Abilities: A Double-Center Randomized Controlled Trial, *Anatomical Sciences Education* 13 (5) (2020) 558–567, `_eprint:` <https://anatomypubs.onlinelibrary.wiley.com/doi/pdf/10.1002/ase.1941>. doi:10.1002/ase.1941.
URL <https://onlinelibrary.wiley.com/doi/abs/10.1002/ase.1941>
- [22] C. T. Chang, B. Hayes, A Survey of Augmented Reality for Human–Robot Collaboration, *Machines* 12 (8) (2024) 540. doi:10.3390/machines12080540.
URL <https://www.mdpi.com/2075-1702/12/8/540>
- [23] W. Yang, Q. Xiao, Y. Zhang, HAR2bot: a human-centered augmented reality robot programming method with the awareness of cognitive load, *Journal of Intelligent Manufacturing* 35 (5) (2024) 1985 – 2003. doi:10.1007/s10845-023-02096-2.
- [24] S. K. Ong, A. W. W. Yew, N. K. Thanigaivel, A. Y. C. Nee, Augmented reality-assisted robot programming system for industrial applications, *Robotics and Computer-Integrated Manufacturing* 61 (2020) 101820. doi:10.1016/j.rcim.2019.101820.
URL <https://www.sciencedirect.com/science/article/pii/S0736584519300250>
- [25] B. Ikeda, D. Szafir, PProgramAR: Augmented Reality End-User Robot Programming, *J. Hum.-Robot Interact.* 13 (1) (2024) 1–20. doi:10.1145/3640008.
URL <https://dl.acm.org/doi/10.1145/3640008>
- [26] K. Lotsaris, C. Gkournelos, N. Fousekis, N. Kousi, S. Makris, AR based robot programming using teaching by demonstration techniques, *Procedia CIRP* 97 (2021) 459–463. doi:10.1016/j.procir.2020.09.186.
URL <https://www.sciencedirect.com/science/article/pii/S2212827120314906>
- [27] S. Makris, P. Karagiannis, S. Koukas, A.-S. Matthaïakis, Augmented reality system for operator support in human–robot collaborative assembly, *CIRP Annals* 65 (1) (2016) 61–64. doi:10.1016/j.cirp.2016.04.038.
URL <https://www.sciencedirect.com/science/article/pii/S0007850616300385>

- [28] G. Tsamis, G. Chantziaras, D. Giakoumis, I. Kostavelis, A. Kargakos, A. Tsakiris, D. Tzovaras, Intuitive and Safe Interaction in Multi-User Human Robot Collaboration Environments through Augmented Reality Displays, in: 2021 30th IEEE International Conference on Robot & Human Interactive Communication (RO-MAN), 2021, pp. 520–526. doi:10.1109/RO-MAN50785.2021.9515474.
URL <https://ieeexplore.ieee.org/document/9515474>
- [29] J. Neves, D. Serrario, J. N. Pires, Application of mixed reality in robot manipulator programming, *Industrial Robot: An International Journal* 45 (6) (2020) 784–793. doi:10.1108/IR-06-2018-0120.
URL <https://doi.org/10.1108/IR-06-2018-0120>
- [30] J. Carmigniani, B. Furht, M. Anisetti, P. Ceravolo, E. Damiani, M. Ivkovic, Augmented reality technologies, systems and applications, *Multimedia Tools and Applications* 51 (1) (2011) 341–377. doi:10.1007/s11042-010-0660-6.
URL <https://doi.org/10.1007/s11042-010-0660-6>
- [31] B. Sautter, L. Daling, Mixed Reality Supported Learning for Industrial on-the-job Training, *SSRN Electronic Journal* (2021). doi:10.2139/ssrn.3864189.
URL <https://www.ssrn.com/abstract=3864189>
- [32] R. E. Mayer, *Multimedia Learning*, 3rd Edition, Cambridge University Press, Cambridge, 2020. doi:10.1017/9781316941355.
- [33] P. Ayres, J. Sweller, The split-attention principle in multimedia learning, in: R. E. Mayer (Ed.), *The Cambridge handbook of multimedia learning*, 2nd Edition, Cambridge handbooks in psychology, Cambridge University Press, 2014, pp. 206–226.
URL <https://doi.org/10.1017/CB09781139547369.011>
- [34] C. A. Holmes, N. S. Newcombe, T. F. Shipley, Move to learn: Integrating spatial information from multiple viewpoints, *Cognition* 178 (2018) 7–25. doi:10.1016/j.cognition.2018.05.003.
URL <https://www.sciencedirect.com/science/article/pii/S0010027718301215>
- [35] M. C. Johnson-Glenberg, C. Megowan-Romanowicz, Embodied science and mixed reality: How gesture and motion capture affect physics education, *Cognitive Research: Principles and Implications* 2 (1) (2017)

24. doi:10.1186/s41235-017-0060-9.
URL <https://doi.org/10.1186/s41235-017-0060-9>
- [36] T. Jeřábek, V. Rambousek, R. Wildová, Perceptual Specifics and Categorisation of Augmented Reality Systems, *Procedia - Social and Behavioral Sciences* 191 (2015) 1740–1744. doi:10.1016/j.sbspro.2015.04.419.
URL <https://www.sciencedirect.com/science/article/pii/S1877042815026798>
- [37] I. Radu, Augmented reality in education: a meta-review and cross-media analysis, *Personal and Ubiquitous Computing* 18 (6) (2014) 1533–1543. doi:10.1007/s00779-013-0747-y.
URL <http://link.springer.com/10.1007/s00779-013-0747-y>
- [38] D. Preece, S. B. Williams, R. Lam, R. Weller, “Let’s Get Physical”: Advantages of a physical model over 3D computer models and textbooks in learning imaging anatomy, *Anatomical Sciences Education* 6 (4) (2013) 216–224, __eprint: <https://anatomypubs.onlinelibrary.wiley.com/doi/pdf/10.1002/ase.1345>. doi:10.1002/ase.1345.
URL <https://onlinelibrary.wiley.com/doi/abs/10.1002/ase.1345>
- [39] A. Dan, M. Reiner, EEG-based cognitive load of processing events in 3D virtual worlds is lower than processing events in 2D displays, *International Journal of Psychophysiology* 122 (2017) 75–84. doi:10.1016/j.ijpsycho.2016.08.013.
URL <https://www.sciencedirect.com/science/article/pii/S0167876016306882>
- [40] Y. Chen, Q. Wang, H. Chen, X. Song, H. Tang, M. Tian, An overview of augmented reality technology, *Journal of Physics: Conference Series* 1237 (2) (2019) 022082. doi:10.1088/1742-6596/1237/2/022082.
URL <https://dx.doi.org/10.1088/1742-6596/1237/2/022082>
- [41] K. Lee, Augmented Reality in Education and Training, *TechTrends* 56 (2) (2012) 13–21. doi:10.1007/s11528-012-0559-3.
URL <https://doi.org/10.1007/s11528-012-0559-3>
- [42] S. Webel, U. Bockholt, T. Engelke, N. Gavish, M. Olbrich, C. Preusche, An augmented reality training platform for assembly and maintenance

- skills, *Robotics and Autonomous Systems* 61 (4) (2013) 398–403. doi:10.1016/j.robot.2012.09.013.
URL <https://www.sciencedirect.com/science/article/pii/S0921889012001674>
- [43] M. C. Linn, A. C. Petersen, Emergence and Characterization of Sex Differences in Spatial Ability: A Meta-Analysis, *Child Development* 56 (6) (1985) 1479–1498. doi:10.2307/1130467.
URL <https://www.jstor.org/stable/1130467>
- [44] B. Sezer, T. A. Sezer, M. Elcin, Exploring spatial ability in healthcare students and the relationship to training with virtual and actual objects, *European Journal of Dental Education* 26 (2) (2022) 310–316, _eprint: <https://onlinelibrary.wiley.com/doi/pdf/10.1111/eje.12705>. doi:10.1111/eje.12705.
URL <https://onlinelibrary.wiley.com/doi/abs/10.1111/eje.12705>
- [45] S. Sriadhi, H. Sitompul, R. Restu, S. Khaerudin, W. A. J. Wan Yahaya, Virtual-laboratory based learning to improve students’ basic engineering competencies based on their spatial abilities, *Computer Applications in Engineering Education* 30 (6) (2022) 1857–1871, _eprint: <https://onlinelibrary.wiley.com/doi/pdf/10.1002/cae.22560>. doi:10.1002/cae.22560.
URL <https://onlinelibrary.wiley.com/doi/abs/10.1002/cae.22560>
- [46] K. R. Wanzel, S. J. Hamstra, M. F. Caminiti, D. J. Anastakis, E. D. Grober, R. K. Reznick, Visual-spatial ability correlates with efficiency of hand motion and successful surgical performance, *Surgery* 134 (5) (2003) 750–757. doi:10.1016/S0039-6060(03)00248-4.
URL [https://www.surgjournal.com/article/S0039-6060\(03\)00248-4/abstract](https://www.surgjournal.com/article/S0039-6060(03)00248-4/abstract)
- [47] M. Peters, B. Laeng, K. Latham, M. Jackson, R. Zaiyouna, C. Richardson, A Redrawn Vandenberg and Kuse Mental Rotations Test - Different Versions and Factors That Affect Performance, *Brain and Cognition* 28 (1) (1995) 39–58. doi:10.1006/brcg.1995.1032.
URL <https://www.sciencedirect.com/science/article/pii/S0278262685710329>

- [48] J. C. Castro-Alonso, P. Jansen, Sex Differences in Visuospatial Processing, in: J. C. Castro-Alonso (Ed.), *Visuospatial Processing for Education in Health and Natural Sciences*, Springer, Cham, 2019, pp. 81–110. doi:10.1007/978-3-030-20969-8_4.
URL https://doi.org/10.1007/978-3-030-20969-8_4
- [49] R. Molina-Carmona, M. L. Pertegal-Felices, A. Jimeno-Morenilla, H. Mora-Mora, Virtual Reality Learning Activities for Multimedia Students to Enhance Spatial Ability, *Sustainability* 10 (4) (2018) 1074. doi:10.3390/su10041074.
URL <https://www.mdpi.com/2071-1050/10/4/1074>
- [50] Z. Gecu-Parmaksiz, O. Delialioğlu, The effect of augmented reality activities on improving preschool children’s spatial skills, *Interactive Learning Environments* 28 (7) (2020) 876–889. doi:10.1080/10494820.2018.1546747.
URL <https://doi.org/10.1080/10494820.2018.1546747>
- [51] T. Huk, Who benefits from learning with 3D models? the case of spatial ability, *Journal of Computer Assisted Learning* 22 (6) (2006) 392–404, _eprint: <https://onlinelibrary.wiley.com/doi/pdf/10.1111/j.1365-2729.2006.00180.x>. doi:10.1111/j.1365-2729.2006.00180.x.
URL <https://onlinelibrary.wiley.com/doi/abs/10.1111/j.1365-2729.2006.00180.x>
- [52] P. Strojny, N. Dużmańska-Misiarczyk, Measuring the effectiveness of virtual training: A systematic review, *Computers & Education: X Reality* 2 (2023) 100006. doi:10.1016/j.cexr.2022.100006.
URL <https://www.sciencedirect.com/science/article/pii/S294967802200006X>
- [53] X. Huang, J. Huss, L. North, K. Williams, A. Boyd-Devine, Cognitive and motivational benefits of a theory-based immersive virtual reality design in science learning, *Computers and Education Open* 4 (2023) 100124. doi:10.1016/j.caeo.2023.100124.
URL <https://www.sciencedirect.com/science/article/pii/S2666557323000034>
- [54] R. M. Silva, P. Martins, T. Rocha, Impact of virtual reality learning environments on skills development in students with ASD, *Computers and Education Open* 9 (2025) 100298. doi:10.1016/j.caeo.2025.100298.

URL <https://www.sciencedirect.com/science/article/pii/S2666557325000576>

- [55] R. Edmunds, M. Thorpe, G. Conole, Student attitudes towards and use of ICT in course study, work and social activity: A technology acceptance model approach, *British Journal of Educational Technology* 43 (1) (2012) 71–84. doi:10.1111/j.1467-8535.2010.01142.x.
URL <https://onlinelibrary.wiley.com/doi/abs/10.1111/j.1467-8535.2010.01142.x>
- [56] J. Buchner, K. Buntins, M. Kerres, A systematic map of research characteristics in studies on augmented reality and cognitive load, *Computers and Education Open* 2 (2021) 100036. doi:10.1016/j.caeo.2021.100036.
URL <https://www.sciencedirect.com/science/article/pii/S2666557321000070>
- [57] P. Vlachogianni, N. Tselios, Perceived usability evaluation of educational technology using the System Usability Scale (SUS): A systematic review, *Journal of Research on Technology in Education* (Jul. 2022). doi:<https://doi.org/10.1080/15391523.2020.1867938>.
- [58] J. Sweller, J. J. G. van Merriënboer, F. Paas, Cognitive Architecture and Instructional Design: 20 Years Later, *Educational Psychology Review* 31 (2) (2019) 261–292. doi:10.1007/s10648-019-09465-5.
URL <http://link.springer.com/10.1007/s10648-019-09465-5>
- [59] T. de Jong, Cognitive load theory, educational research, and instructional design: some food for thought, *Instructional Science* 38 (2) (2010) 105–134. doi:10.1007/s11251-009-9110-0.
URL <https://doi.org/10.1007/s11251-009-9110-0>
- [60] J. Sweller, J. J. Van Merrienboer, F. G. W. C. Paas, Cognitive architecture and instructional design, *Educational psychology review* 10 (3) (1998) 251–296. doi:<https://doi.org/10.1023/A:1022193728205>.
- [61] R. Moreno, B. Park, Cognitive Load Theory: Historical Development and Relation to Other Theories, in: J. L. Plass, R. Brünken, R. Moreno (Eds.), *Cognitive Load Theory*, Cambridge University Press, Cambridge, 2010, pp. 9–28. doi:10.1017/CB09780511844744.003.

- [62] P. Chandler, J. Sweller, Cognitive Load While Learning to Use a Computer Program, *Applied Cognitive Psychology* 10 (2) (1996) 151–170, [_eprint: https://onlinelibrary.wiley.com/doi/pdf/10.1002/%28SICI%291099-0720%28199604%2910%3A2%3C151%3A%3AAID-ACP380%3E3.0.CO%3B2-U](https://onlinelibrary.wiley.com/doi/pdf/10.1002/%28SICI%291099-0720%28199604%2910%3A2%3C151%3A%3AAID-ACP380%3E3.0.CO%3B2-U). doi:10.1002/(SICI)1099-0720(199604)10:2<151::AID-ACP380>3.0.CO;2-U.
URL <https://onlinelibrary.wiley.com/doi/abs/10.1002/%28SICI%291099-0720%28199604%2910%3A2%3C151%3A%3AAID-ACP380%3E3.0.CO%3B2-U>
- [63] J. Sweller, Element Interactivity and Intrinsic, Extraneous, and Germane Cognitive Load, *Educational Psychology Review* 22 (2) (2010) 123–138. doi:10.1007/s10648-010-9128-5.
URL <http://link.springer.com/10.1007/s10648-010-9128-5>
- [64] I. O. for Standardization, Ergonomics of human-system interaction - Usability: Definitions and concepts, Tech. Rep. ISO 9241-11:2018 (2018).
- [65] J. Mayes, C. Fowler, Learning technology and usability: a framework for understanding courseware, *Interacting with Computers* 11 (5) (1999) 485–497. doi:10.1016/S0953-5438(98)00065-4.
URL [https://doi.org/10.1016/S0953-5438\(98\)00065-4](https://doi.org/10.1016/S0953-5438(98)00065-4)
- [66] C. Ardito, M. F. Costabile, M. D. Marsico, R. Lanzilotti, S. Levialdi, T. Roselli, V. Rossano, An approach to usability evaluation of e-learning applications, *Universal Access in the Information Society* 4 (3) (2006) 270–283. doi:10.1007/s10209-005-0008-6.
URL <https://doi.org/10.1007/s10209-005-0008-6>
- [67] N. Tselios, N. Avouris, V. Komis, The effective combination of hybrid usability methods in evaluating educational applications of ICT: Issues and challenges, *Education and Information Technologies* 13 (1) (2008) 55–76. doi:10.1007/s10639-007-9045-5.
URL <https://doi.org/10.1007/s10639-007-9045-5>
- [68] J. Buchner, K. Buntins, M. Kerres, The impact of augmented reality on cognitive load and performance: A systematic review, *Journal of Computer Assisted Learning* 38 (1) (2022) 285–303, [_eprint: https://onlinelibrary.wiley.com/doi/pdf/10.1111/jcal.12617](https://onlinelibrary.wiley.com/doi/pdf/10.1111/jcal.12617). doi:10.1111/jcal.12617.

URL <https://onlinelibrary.wiley.com/doi/abs/10.1111/jcal.12617>

- [69] A. Grau, M. Indri, L. Lo Bello, T. Sauter, Robots in Industry: The Past, Present, and Future of a Growing Collaboration With Humans, IEEE Industrial Electronics Magazine 15 (1) (2021) 50–61, conference Name: IEEE Industrial Electronics Magazine. doi:10.1109/MIE.2020.3008136.
URL <https://ieeexplore.ieee.org/document/9305203>
- [70] R. Goel, P. Gupta, Robotics and Industry 4.0, in: A. Nayyar, A. Kumar (Eds.), A Roadmap to Industry 4.0: Smart Production, Sharp Business and Sustainable Development, Springer, Cham, 2020, pp. 157–169. doi:10.1007/978-3-030-14544-6_9.
URL https://doi.org/10.1007/978-3-030-14544-6_9
- [71] D. Ivanov, A. Das, T.-M. Choi, New flexibility drivers for manufacturing, supply chain and service operations, International Journal of Production Research (May 2018). doi:<https://doi.org/10.1080/00207543.2018.1457813>.
- [72] UR5e Lightweight, versatile cobot (2024).
URL <https://www.universal-robots.com/products/ur5e/>
- [73] RG2 Gripper - Flexible 2 Finger Robot Gripper (2025).
URL <https://onrobot.com/us/products/rg2-gripper>
- [74] PolyScope 5 - More than just keep up (2024).
URL <https://www.universal-robots.com/products/polyscope-5/>
- [75] N. Leins, UR5e Augmented Reality Interface on Meta Quest 3 (2025).
URL <https://github.com/NLeins/UR5e-Augmented-Reality-Quest3-Interface>
- [76] Universal Robots A/S, Universal Robots ROS2 Driver (2025).
URL https://github.com/UniversalRobots/Universal_Robots_ROS2_Driver
- [77] Unity Technologies, ROS TCP Endpoint (2025).
URL <https://github.com/Unity-Technologies/ROS-TCP-Endpoint>
- [78] K. A. Ericsson, H. A. Simon, Verbal reports as data, Psychological Review 87 (3) (1980) 215–251. doi:10.1037/0033-295X.87.3.215.

- [79] J. Brooke, SUS: A 'Quick and Dirty' Usability Scale, in: P. W. Jorden, B. Thomas, B. A. Weerdmeester, I. L. McClelland (Eds.), *Usability Evaluation In Industry*, CRC Press, London, 1996, pp. 189–194.
URL <https://doi.org/10.1201/9781498710411-35>
- [80] A. Bangor, P. T. Kortum, J. T. Miller, An Empirical Evaluation of the System Usability Scale, *International Journal of Human–Computer Interaction* 24 (6) (2008) 574–594. doi:10.1080/10447310802205776.
URL <https://doi.org/10.1080/10447310802205776>
- [81] B. Albert, T. Tullis, *Measuring the user experience: Collecting, analyzing, and presenting UX metrics*, Morgan Kaufmann, 2022.
- [82] M. Gao, P. Kortum, F. L. Oswald, Multi-Language Toolkit for the System Usability Scale, *International Journal of Human–Computer Interaction* 36 (20) (2020) 1883–1901. doi:10.1080/10447318.2020.1801173.
URL <https://doi.org/10.1080/10447318.2020.1801173>
- [83] M. Klepsch, F. Schmitz, T. Seufert, Development and Validation of Two Instruments Measuring Intrinsic, Extraneous, and Germane Cognitive Load, *Frontiers in Psychology* 8 (Nov. 2017). doi:10.3389/fpsyg.2017.01997.
URL <https://www.frontiersin.org/journals/psychology/articles/10.3389/fpsyg.2017.01997/full>
- [84] T. Franke, C. Attig, D. Wessel, A Personal Resource for Technology Interaction: Development and Validation of the Affinity for Technology Interaction (ATI) Scale, *International Journal of Human–Computer Interaction* 35(6) (2018) 456–467. doi:10.1080/10447318.2018.1456150.
- [85] J. Cohen, A power primer, *Psychological Bulletin* 112 (1) (1992) 155–159. doi:10.1037/0033-2909.112.1.155.