

# Finite time pseudo-rip singularity in cosmology

Mariusz P. Dąbrowski<sup>1,2,3, a</sup> and Teodor Borislavov Vasilev<sup>4, b</sup>

<sup>1</sup>*Institute of Physics, University of Szczecin, Wielkopolska 15, 70-451 Szczecin, Poland.*

<sup>2</sup>*National Centre for Nuclear Research, Andrzeja Sołtana 7, 05-400 Otwock, Poland.*

<sup>3</sup>*Copernicus Center for Interdisciplinary Studies, Szczepańska 1/5, 31-011 Kraków, Poland.*

<sup>4</sup>*Departamento de Física Teórica and IPARCOS,*

*Universidad Complutense de Madrid, E-28040 Madrid, Spain.*

(Dated: February 4, 2026)

By studying first a new decelerating sudden future singularity (SFS) universe we report finding a novel type of cosmological singularity which we dub a finite time pseudo-rip (FTPR) because unlike for a pseudo-rip, it happens in the finite future of the universe. In contrast to the new SFS model, where the expansion is decelerating before reaching the pressure singularity, the FTPR scenario is preceded by a super-accelerated phantom phase. Our claim is based on the thorough study of the energy conditions showing the violations of all of them for a FTPR, and only the dominant energy one for an SFS. Application of the so-called Raychaudhuri averaging shows that, alike within the requirement of geodesic completeness, these singularities are weak in the sense of this definition. We study the properties of the models including the behaviour of the cosmological horizons presented in the appropriate Penrose diagrams.

## I. INTRODUCTION

Since the discovery of the accelerated expansion of the Universe and the postulation of dark energy [1, 2], together with recent reports of observational tensions [3], a variety of models have been proposed as alternatives to the standard  $\Lambda$ CDM cosmology. These models aim to provide a viable late-time behaviour while alleviating some of the conceptual problems of the cosmological constant [4, 5]. However, deviations from the standard model are usually accompanied with theoretical and observational challenges of their own [6, 7]. In particular, the exploration of strongly negative pressure components, such as phantom energy [8–10], has revealed the possibility of future singularities like the big-rip (BR), leading to the destruction of all bound structures, and has motivated numerous extensions that fully or partially violate the Hawking–Penrose energy conditions (EC) in General Relativity [11]. These singularities showed up consecutively following Barrow’s paper on the sudden future singularity (SFS) models [12, 13] and later have been developed by other researches. The first summary of the possibilities called type I to IV have been given in Ref. [14] and later expanded, among others, in Ref. [15]. In general, models which fall outside the classical big-bang (BB) singularity are also known under the name of “exotic” singularities due to their diverse behaviour in comparison to their original canon.

In this paper, we investigate two new exotic singularity models by postulating some specific behaviour of the Hubble parameter related to the cosmological fluid energy density: one violating the dominant energy condition only and another violating all the energy conditions.

Both models lead to a future curvature singularity in a finite value of cosmological time. These singularities may be classified as an SFS and a new type of event, hereafter referred to as a finite-time pseudo-rip (FTPR), which—up to certain subtleties discussed in the paper—differs from other intrinsic phantom scenarios such as the pseudo-rip (PR) [16, 17], the little sibling of the big-rip (LSBR) [18], the little-rip (LR) [19], the BR [8–10] or the big-freeze (BF) [20, 21].

Our paper is organized as follows. In Section II we present our universe models which admit the exotic singularities. In Section III we explore these models in terms of the energy conditions. In Section IV we present the Penrose diagrams for the models which allow to give insight into their asymptotic structure. In Section V we test the models using the Raychaudhuri weak singularity criterion. In the last Section VI we present our conclusions.

## II. NEW EXOTIC SINGULARITY MODELS

### A. A decelerating sudden future singularity model

We propose a new model of SFS [12] (or type II [14, 22–25]) universe which is described by the Hubble rate

$$H[a(t)] \equiv \frac{\dot{a}}{a} = H_* \frac{a_s^n}{a^2(t)} \left(1 - \frac{a(t)}{a_s}\right)^n, \quad (2.1)$$

where  $a(t)$  is the scale factor, and  $H_*$  and  $a_s$  are positive constants. We also consider that  $n$  is a positive parameter that obeys the restriction

$$0 < n < \frac{1}{2}, \quad (2.2)$$

which will be explained below. From this expression for the Hubble rate, the second derivative of the scale factor

<sup>a</sup> [mariusz.dabrowski@usz.edu.pl](mailto:mariusz.dabrowski@usz.edu.pl)

<sup>b</sup> [teodorbo@ucm.es](mailto:teodorbo@ucm.es)

reads

$$\frac{\ddot{a}}{a} = -H_\star^2 \frac{a_s^{2n}}{a^4} \left(1 - \frac{a}{a_s}\right)^{2n-1} \left[1 - (1-n) \frac{a}{a_s}\right]. \quad (2.3)$$

To discuss on the phenomenology of this model is useful to obtain the effective energy density and pressure induced on a flat spatial geometry isotropic Friedmann-Lemaître-Robertson-Walker (FLRW) cosmology. These are

$$\rho = \frac{3}{8\pi G} H^2, \quad (2.4)$$

$$p = -\frac{c^2}{8\pi G} (2\dot{H} + 3H^2), \quad (2.5)$$

respectively, being  $G$  the Newton's gravitational constant,  $c$  the speed of light and  $\dot{H}$  represent the cosmic time derivative of the Hubble rate. Moreover, using time derivatives of the scale factor (2.1)-(2.3), it is possible to produce the equation of state (for a flat  $k = 0$  universe) as

$$w \equiv \frac{p}{\rho c^2} = \frac{1 - (1-2n) \frac{a(t)}{a_s}}{3 \left(1 - \frac{a(t)}{a_s}\right)}, \quad (2.6)$$

which plays the role of a time-dependent barotropic index.

It is straightforward to check that the limit  $a \rightarrow 0$  corresponds to a radiation-induced BB initial singularity, at which  $\rho$  and  $p$  diverge, whereas the corresponding equation of state parameter  $w \equiv p/\rho = 1/3$  (see Fig. 1). This is a new feature of our parametrisation that is not present in some previously addressed SFS models; see, for instance, Ref. [26] where spatial-curvature-like effects dominated at early stages in the expansion. For the limit  $a \rightarrow a_s$ , on the other hand, the Hubble rate (2.1) vanishes if  $n > 0$ , stays constant for  $n = 0$  or diverges for  $n < 0$ . The acceleration of the scale factor (2.3) vanishes for  $n > 1/2$ , converges to a constant for  $n = 1/2$  or diverges to infinity for  $n < 1/2$ . Thus, for  $n \in (0, 1/2)$  the effective energy density vanishes whereas the effective pressure diverges at  $a_s$ . As advanced in expression (2.2), this behaviour correspond to a SFS or Type II singularity; see, for instance, [14]. Interestingly, the pressure starts from infinity at BB, then diminishes reaching minimum in order to blow up to (positive) infinity again at SFS (cf. Fig. 1). This signals a decelerating behaviour near the SFS. Nevertheless, the equation (2.3) confirms that the model at hands represents, in fact, an ever decelerating universe since  $\ddot{a}$  is always negative for  $a \in (0, a_s)$ . In our approach, SFS plays the role of an extra fluid in the universe apart from the radiation.

The dependence of the scale factor  $a$  on the cosmological time,  $t$ , can easily be obtained by integrating (2.1), and reads

$$1 - \left(1 - \frac{a}{a_s}\right)^{1-n} \left(1 - (n-1) \frac{a}{a_s}\right) = \frac{t}{t_s}, \quad (2.7)$$

where

$$t_s := \frac{a_s^{2-n}}{(n-1)(n-2)H_\star}, \quad (2.8)$$

is the time of SFS occurrence. An inverse of (2.7), i.e. the solution of the scale factor as a function of the cosmological time,  $a = a(t)$ , is not possible in terms of elementary functions when the parameter  $n$  is arbitrary. This is why, in Fig. 2, we solve the time evolution of the scale factor numerically for  $n = 0.2$  as an example for the behaviour of our model (2.1).

Two physically relevant regimes at which the solution of (2.7) is indeed possible in terms of elementary functions are when: (i)  $a \approx 0$  is small (that is near the BB singularity), (ii) for  $a \approx a_s$  close to the exotic singularity. In the former case, by expanding (2.7) in series of small  $a/a_s$ , it is possible to obtain that

$$\frac{a(t)}{a_s} \approx \sqrt{\frac{2}{(n-1)(n-2)}} \left(\frac{t}{t_s}\right)^{1/2}, \quad (2.9)$$

as it should be for the radiation-dominated universe. For the later case, i.e. when close to the SFS, the scale factor reads

$$\frac{a(t)}{a_s} \approx 1 - \left(\frac{1 - \frac{t}{t_s}}{2-n}\right)^{\frac{1}{1-n}}. \quad (2.10)$$

It is also useful to calculate the conformal time  $\eta$  which reads

$$\begin{aligned} \eta &= \int \frac{dt}{a(t)} = \int \frac{da}{a^2 H(a)} \\ &= -\eta_0 \left(1 - \frac{a}{a_s}\right)^{1-n}, \end{aligned} \quad (2.11)$$

where

$$\eta_0 := \frac{a_s^{1-n}}{(1-n)H_\star}, \quad (2.12)$$

is an integration constant. Please note that for the model (2.1), we have an initial BB at  $t = 0$  followed by a SFS at  $t = t_s$ . In terms of the conformal time this implies that  $\eta$  goes from  $-\eta_0$  at the BB to 0 at the SFS. Using the conformal time, we introduce the particle horizon (PH) and the event horizon (EH) as [27]

$$r_{PH}(\eta) = \eta + \eta_0, \quad (2.13)$$

$$r_{EH}(\eta) = -\eta. \quad (2.14)$$

Besides, the apparent horizon (AP) in the conformal time reads [27]

$$r_{AH}(\eta) := \frac{1}{a(\eta) H(\eta)}, \quad (2.15)$$

see, for instance, Ref. [28] and references therein. We will use these horizons in Section IV for discussing the causal structure of the corresponding FLRW spacetime.

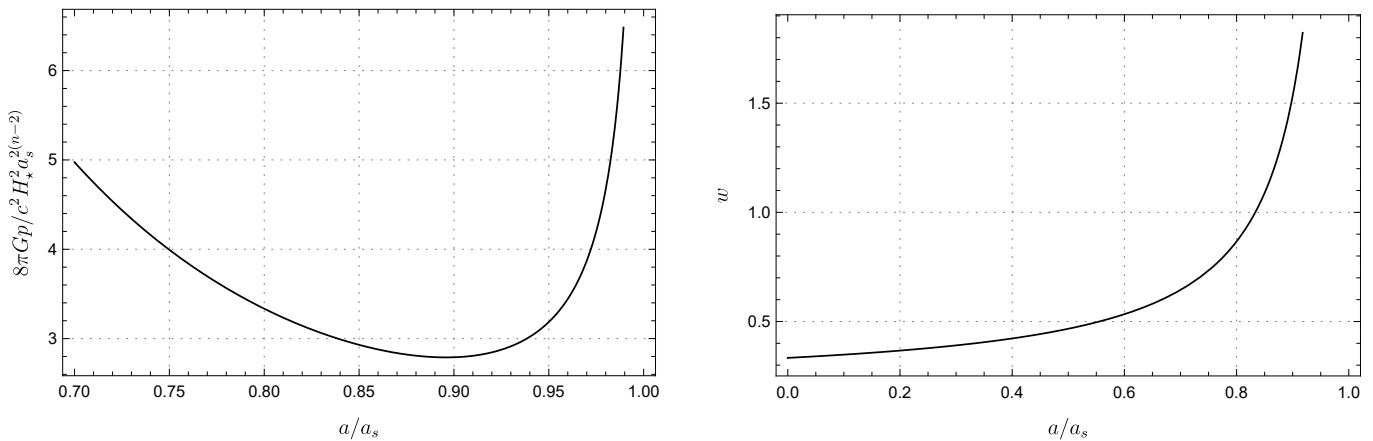


Figure 1: The evolution of the decelerating model (2.1) for  $n = 0.2$ . Left panel: the late-time evolution of the pressure  $p$  given by (2.6). Right panel: the evolution of the equation of state parameter  $w$  according to (2.6).

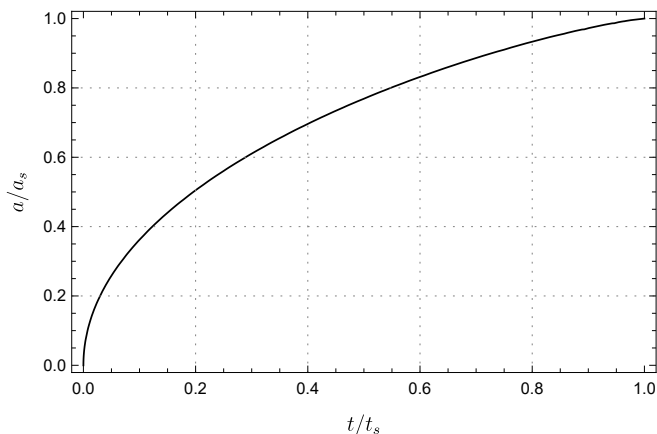


Figure 2: The evolution of the decelerating scale factor (2.7) in time, normalized by the appropriate values at SFS (here  $n = 0.2$ ).

### B. An accelerating towards a pseudo-rip singularity model

The new model (2.1) parametrise an ever decelerating universe which lies at total odds with current observations. Late-time acceleration which would mimic the dark energy due to a new singularity appearance can be achieved by modifying the model (2.1). An option is to make the terms responsible for BB domination ( $\sim a^{-2}$ ) and SFS domination ( $\sim (1 - a/a_n)^n$ ) additive, not multiplicative. This is

$$H[a(t)] \equiv \frac{\dot{a}}{a} = \frac{H_1}{a^2} - H_2 a^n \left(1 - \frac{a}{a_s}\right)^n, \quad (2.16)$$

where a minus sign between the two terms is necessary to produce the acceleration. The second derivative of the

scale factor  $a(t)$ , follows from (2.16), and reads

$$\begin{aligned} \frac{\ddot{a}}{a} = & -\frac{H_1^2}{a^4} + nH_1H_2\frac{a_s^{n-1}}{a}\left(1 - \frac{a}{a_s}\right)^{n-1} \\ & + H_2^2a_s^{2n}\left(1 - \frac{a}{a_s}\right)^{2n} - nH_2^2aa_s^{2n-1}\left(1 - \frac{a}{a_s}\right)^{2n-1}. \end{aligned} \quad (2.17)$$

From (2.17) we notice that its first term always decelerates, the second always accelerates and eventually blows up towards minus infinity at  $a = a_s$  for  $0 < n < 1$ . The third term in (2.17) vanishes at  $a = a_s$ , whereas the last term blows up only if  $0 < n < 1/2$ . Nevertheless, the latter term is always subdominant near the singularity since the second (negative) term diverges strongly. This behaviour is portrayed in the top of Fig. 3, where  $\ddot{a}$  changes its sign and, finally, diverges to positive infinity, while  $H$  remains finite; see Eq. (2.16). Contrary to the usual decelerating SFS behaviour discussed before, this signals the presence of an extreme acceleration event at  $a_s$  for  $n \in (0, 1)$ .

Moreover, by the very structure of the Hubble rate (2.16), one can claim that the divergence of pressure at  $a = a_s$  always takes place in a finite amount of time since the integral

$$t - t_s = \int_0^{a_s} \frac{da}{aH} < \infty \quad (2.18)$$

is clearly finite. The evolution of the equation of state parameter  $w$  of this model is presented in Fig. 3 for  $n = 0.2$  and  $H_1a_s^{-2} = H_2a_s^n = 1$ . The universe starts its evolution at  $a \rightarrow 0$  at a BB with the equation of state parameter  $w = 1/3$  signalling radiation domination. Then, this parameter has a maximum  $w \approx 1.04$  at  $a \approx 0.778a_s$  signalling an effective stiff-fluid (or even super stiff-fluid) behaviour (kinetic energy domination [29–31]). After reaching the maximum, the universe turns into an accelerated phase at around  $a \approx 0.93a_s$ , and finally it crosses the phantom divide  $w = -1$  at  $a \approx 0.95a_s$ . This

type of behaviour is quite generic for the model (2.16). Moreover, the lesser the parameter  $n$  is in the open interval  $(0, 1)$ , the higher is the maximum of  $w$ . Indeed, in the extreme case  $n = 0.01$ , the model exhibits a pronounced peak around  $w \approx 12.5$ , indicating super-stiff behaviour at  $a \approx 0.981a_s$ , shortly before crossing the phantom divide at  $a \approx 0.999a_s$ . By contrast, in the opposite limiting case, for instance  $n = 0.99$ , the maximum is much milder, with  $w \approx 0.43$  occurring already halfway to the singularity, i.e. at  $a \approx 0.502a_s$ .

In conclusion, the evolution of the model (2.16) starts at a classical radiation-dominated BB initial singularity and evolves towards a pressure singularity at  $a \rightarrow a_s$  within a finite amount of cosmic time. The pressure becomes negative and grows unbounded in the vicinity of  $a_s$ , thus leading to a super-accelerated regime before reaching the curvature singularity. The strong phantom dominance at  $a \rightarrow a_s$  (see Fig. 3) closely resembles that found in other phantom-induced singularities such as the BF, the BR, the LR, or the LSBR. Nevertheless, the latter two occur only at infinite future time, whereas the BR leads to  $a_s \rightarrow \infty$ , in contrast with the finite values of  $t_s$  and  $a_s$  obtained here. The BF does occur at finite values of the cosmic time and scale factor; however, in that case the energy density cannot remain constant. This reasoning also excludes the more general finite-scale-factor, or type III, singularities [14, 15].

According to the usual classification of cosmological singularities solely in terms of the values of the cosmic time, scale factor, (effective) energy density, and (effective) pressure at the singularity [14, 15], one may be tempted to conclude that (2.16) leads to an SFS or Type II singularity. However, as we argue in the next section, we find this conclusion to be premature, since this model does not satisfy the ECs that served as the very definition and motivation of the original SFS [12, 13]. Bearing these considerations in mind, we suggest the name “finite-time pseudo-rip,” or FTPR in short, for this future singularity. It is important to notice that the FTPR considered here differs from the pseudo-rip originally introduced in Ref. [16] in that both  $t_s$  and  $a_s$  are finite at the FTPR. Moreover, the FTPR represents a true curvature singularity, since the Ricci scalar clearly diverges when the effective pressure blows up, in contrast with the pseudo-rip. Alike the SFS, geodesics could, in principle, be extended through the FTPR as  $a$  and  $\dot{a}$  remain regular, whereas only  $\ddot{a}$  diverges, leading to potentially severe tidal forces acting on extended objects [32].

### III. ENERGY CONDITIONS FOR NEW MODELS

In this section we discuss the EC of Hawking and Penrose [11] for the isotropic FLRW cosmological models presented before. These conditions can be:

- Null Energy Condition (NEC):  $\rho c^2 + p \geq 0$ ;

- Weak Energy Condition (WEC):  $\rho c^2 \geq 0$ ,  $\rho c^2 + p \geq 0$ ;
- Dominant energy Condition (DEC):  $\rho c^2 \geq |p|$ ;
- Strong Energy Condition (SEC):  $\rho c^2 + p \geq 0$ ,  $\rho c^2 + 3p \geq 0$ .

Generally DEC implies WEC and then NEC while SEC implies NEC, which means that NEC is the most extreme violation of all.

Applying the equations (2.4) and (2.5) one can write the above conditions in the form

- NEC:  $\rho c^2 + p = -\frac{c^2}{4\pi G} \dot{H} \geq 0$ ;
- WEC:  $\rho c^2 = \frac{3c^2}{8\pi G} \geq 0$ ,  $\rho c^2 + p = -\frac{c^2}{4\pi G} \dot{H} \geq 0$ ;
- DEC-I:  $\rho c^2 \geq -p \Rightarrow -\frac{c^2}{4\pi G} \dot{H} \geq 0$ ;
- DEC-II:  $\rho c^2 \geq p \Rightarrow \dot{H} + 3H^2 \geq 0$ ;
- SEC:  $\rho c^2 + 3p \geq 0 \Rightarrow \frac{\ddot{a}}{a} = \dot{H} + H^2 \leq 0$ ;

where the DEC has been divided into DEC-I and DEC-II depending whether the pressure takes negative or positive values, respectively.

#### A. Decelerating SFS model

For the decelerating model (2.1), using (2.6), the NEC reads

$$\rho c^2 + p = \rho c^2 \left( \frac{4}{3} + \frac{2n}{3} \frac{a}{a_s - a} \right) \geq 0, \quad (3.1)$$

and is always fulfilled since  $n \geq 0$  and  $a_s - a > 0$ . Of course at singularity for  $a = a_s$ ,  $\rho c^2 + p \rightarrow \infty$ , because of the pressure blow-up. WEC is also trivially fulfilled on the base of (2.4) ( $\rho \sim H^2 \geq 0$  always), and the condition (3.1).

In order to check the expected violation of DEC at the SFS, we inspect separately the DEC-I and DEC-II. Using equations (2.1) and (2.3), the requirement to fulfil the DEC-I leads to the condition

$$\frac{a}{a_s} \leq \frac{2}{2-n}, \quad (3.2)$$

which is fulfilled for all  $a \in [0, a_s]$  for the values of interest for the parameter  $n$ , i.e. for  $n \in (0, 1/2)$ . On the contrary, the fulfilment of the DEC-II demands

$$\frac{a}{a_s} \leq \frac{1}{1+n}. \quad (3.3)$$

Since  $1/(1+n)$  is clearly less than one for  $n$  positive, this condition can only be satisfied at some early stages in the evolution of the model. However, when  $a \approx a_s$  it is always violated and, consequently, the DEC too. This is, of course, to be expected since the SFS should break the DEC condition [12, 13].

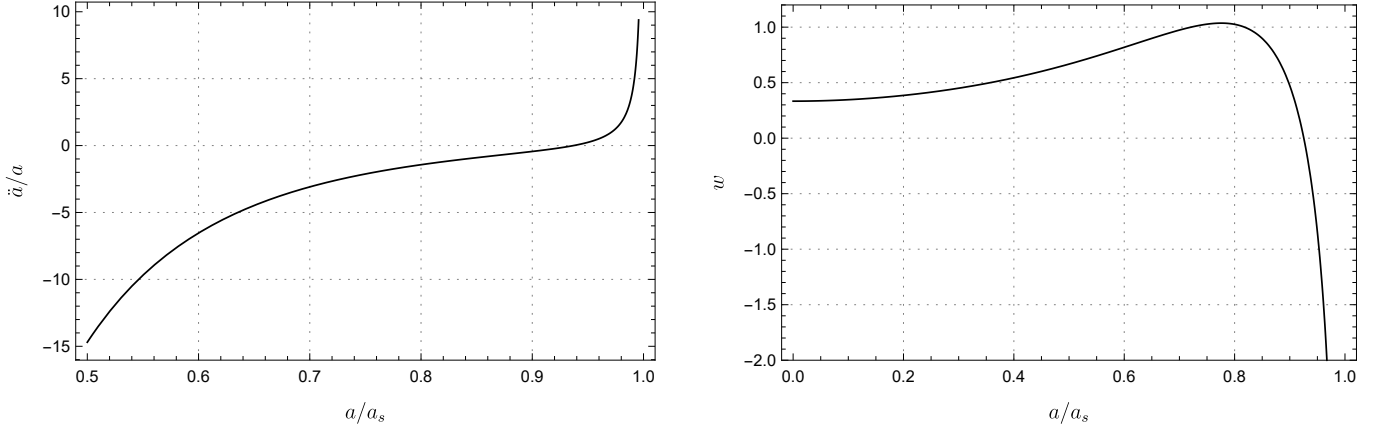


Figure 3: The evolution of the accelerating model (2.16) for  $n = 0.2$  and  $H_1 a_s^{-2} = H_2 a_s^n = 1$ . Left panel: late time evolution of the acceleration  $\ddot{a}/a$ . Right panel: the evolution of the equation of state parameter  $w$ .

Finally, the SEC fulfilment requires

$$\frac{a}{a_s} \leq \frac{1}{1-n}, \quad (3.4)$$

and it is always satisfied on the base of the condition that  $a \leq a_s$  and the assumption of  $n \in (0, 1/2)$ .

Summarising the EC for SFS models, the NEC is generally fulfilled while DEC is not since the pressure dominates at the singularity. The singularity is weak, at least in the sense of Tipler [33] and Królak [34], though the pressure has a finite-time divergence. So, SFS can also be called “sudden pressure singularity” since the energy density does not blow-up.

### B. Accelerating PR model

For the model (2.16), the NEC (i.e.  $\dot{H} \leq 0$ ) reads

$$2H_1 H_2 \frac{a_s^n}{a^2} \left(1 - \frac{a}{a_s}\right)^n + nH_1 H_2 \frac{a_s^{n-1}}{a} \left(1 - \frac{a}{a_s}\right)^{n-1} - 2\frac{H_1^2}{a^4} - nH_2^2 a a_s^{2n-1} \left(1 - \frac{a}{a_s}\right)^{2n-1} \leq 0, \quad (3.5)$$

which shows that it is fulfilled at  $t = 0$  when  $a \approx 0$ , i.e. at the BB, since the third term in (3.5) dominates and it is negative. However, at  $t \approx t_s$  when  $a \approx a_s$  we can differentiate two cases. These are: *i*)  $0 \leq n < 1/2$ , and *ii*)  $1/2 < n < 1$ . In the former case, the second term in (3.5) dominates over the fourth term, since the power in the blowing up term is more negative (i.e.  $n-1 < 2n-1 < 0$ ) in this case, though both of them blow up at  $a = a_s$ . The second term contributes positively while the fourth negatively and so we conclude that NEC is violated which in view of the finite value of the energy density given by (2.16) seems to fulfil the condition of a pseudo-rip singularity [17]. In the second *ii*), only the second term in (3.5) diverges, while the fourth term vanishes at  $a = a_s$  and so again we have a pseudo-rip singularity. Bearing in

mind that WEC requires additionally only the positivity of the energy density, which is always fulfilled according to (2.4), we can conclude that the WEC is also violated at  $a \approx a_s$  due to the second term in (3.5).

As for DEC-II we have from (2.16) and (3.5) that

$$\frac{H_1^2}{a^4} - 4H_1 H_2 \frac{a_s^n}{a^2} \left(1 - \frac{a}{a_s}\right)^n + nH_1 H_2 \frac{a_s^{n-1}}{a} \left(1 - \frac{a}{a_s}\right)^{n-1} - nH_2^2 a a_s^{2n-1} \left(1 - \frac{a}{a_s}\right)^{2n-1} + H_2^2 a_s^{2n} \left(1 - \frac{a}{a_s}\right)^{2n} \geq 0.$$

Obviously, it is fulfilled at BB singularity where  $a(0) = 0$ . As for  $a = a_s$ , unlike in the previous cases, now the third term with the power  $(n-1)$  contributes positively securing the fulfilment of DEC-II. The DEC-I, however, cannot be satisfied at  $a \approx a_s$  since this condition is directly related to the NEC. Thus, the DEC-II and, therefore, the DEC are indeed violated for (2.16) at least at  $a \approx a_s$ .

SEC can be discussed while looking at the formula (2.17) with the conclusion that it is fulfilled at BB singularity (the first term  $\propto a^{-4}$  contributes negatively as it should be), while it is not at  $a = a_s$  since the dominating second term with the power  $(n-1)$  contributes positively and stronger than the last term.

In summary, for the model (2.16), all the aforementioned ECs are satisfied at the onset of the corresponding evolution. However, each of them is violated at some stage during the expansion history. Consequently, at  $a \approx a_s$  none of the energy conditions holds. These violations are, of course, associated with the term proportional to the power  $n-1$  in expression (3.5), which induces the phantom crossing and ultimately drives the effective pressure to diverge to minus infinity. This behaviour stands in sharp contrast to that of the SFS model (2.1), where the effective pressure diverges to positive infinity and, as a result, only the DEC is violated. This indicates that the event occurring at  $a = a_s$  in model (2.16) is fundamentally different from that of the specific SFS model (2.1) considered here, as well as from the general definition of SFS [12]. For this reason, we proposed

the designation FTPR for the future singularity arising in model (2.16), in order to clearly distinguish it from the SFS case, in which only the DEC is violated.

#### IV. SINGULARITIES AND HORIZONS

In order to study the behaviour of the cosmological horizons (2.13)-(2.15) we build the Penrose diagrams [11] related to new models (2.1) and (2.16). For this, we start with the isotropic and spatially flat ( $k = 0$ ) FLRW line element written down in conformal time as

$$ds^2 = a(\eta)^2 (-d\eta^2 + dr^2 + r^2 d\Omega_3^2), \quad (4.1)$$

where  $\eta \in [-\eta_0, 0]$ ,  $\eta_0 > 0$ ,  $r \geq 0$ , and  $d\Omega_3$  being the line element of a 2-dimensional sphere. Introducing the null coordinates

$$u = \eta - r, \quad (4.2)$$

$$v = \eta + r, \quad (4.3)$$

where  $u \in (-\infty, 0]$  and  $v \in [-\eta_0, \infty)$  with  $u \leq v$ , we may bring the line element (4.1) into

$$ds^2 = a(u, v)^2 \left[ -dudv + \frac{(v-u)^2}{4} d\Omega_3^2 \right]. \quad (4.4)$$

The coordinates  $(u, v)$  can be transformed into the new ones,  $(U, V)$  by the following compactification scheme

$$U = \arctan(u), \quad (4.5)$$

$$V = \arctan(v), \quad (4.6)$$

which fulfil that  $U \in (-\pi/2, 0]$  and  $V \in [-\arctan(\eta_0), \pi/2)$ , and  $U \leq V$ . In these coordinates, the line element reads

$$ds^2 = \frac{a(u, v)^2}{\cos^2 U \cos^2 V} \left[ -dUdV + \frac{\sin^2(v-u)}{4} d\Omega_3^2 \right]. \quad (4.7)$$

Finally, this line element can be mapped into the Einstein static cylinder universe by considering the following time- and space-like compactified coordinates

$$T = U + V, \quad (4.8)$$

$$R = V - U. \quad (4.9)$$

Note that  $T \in [-T_0, 0]$  and  $R \in [0, \pi)$  where

$$T_0 := -2 \arctan(\eta_0). \quad (4.10)$$

Moreover,  $T_0 > -\pi$  since  $\eta_0$  is finite. The line element now reads

$$ds^2 = \frac{a(T, R)^2}{[\cos(T) + \cos(R)]^2} (-dT^2 + dR^2 + \sin^2(R) d\Omega_3^2), \quad (4.11)$$

which is nothing, but the Einstein cylinder up-to a conformal factor.

The important points for the Penrose diagrams are summarised in Table I. It is interesting to note that the past time-like infinity point  $i^-$  and null past infinity  $\mathcal{I}^-$  are not present in Table I since  $\eta$  in our models is always finite. The Penrose diagrams for the decelerating SFS (2.1) and accelerating FTPR model (2.16) can be found in Fig. 4. In principle, both diagrams can be extended beyond the upper boundary  $T = 0$ , which corresponds to the occurrence of these singularities, since these events are geodesically extendible [32]. Similar diagrams for different SFS models have been previously found in Ref. [26].

For the decelerating SFS modelled by equation (2.1), the spatial radius of the different horizons previously mentioned obey the following constraints

$$r_{EH} > r_{AH} \geq r_{PH} \quad \text{at BB}, \quad (4.12)$$

$$r_{AH} > r_{PH} > r_{EH} \quad \text{at SFS}, \quad (4.13)$$

see left panel in Fig. 4. However, this spatial hierarchy between different horizons changes when having an accelerated regime, such as in model (2.16) (see right panel in Fig. 4). More concretely, the spatial radius for the AH grows more slowly in the accelerating FTPR universe than in the decelerating SFS one. This should not be surprising given that

$$\frac{dr_{AH}}{d\eta} = -\frac{\ddot{a}}{aH^2}, \quad (4.14)$$

whereas,

$$\frac{dr_{PH}}{d\eta} = 1, \quad (4.15)$$

$$\frac{dr_{EH}}{d\eta} = -1, \quad (4.16)$$

see definitions in equations (2.13)-(2.15). Consequently, the presence of an accelerating/decelerating regime directly influences the (conformal) growth rate of the AH, but not that of the PH and EH. In addition,  $r_{AH}(t_s) = r_{AH}^* < \infty$  in the FTPR model (2.16), whereas it diverges for the SFS (2.1); see Fig. 4.

#### V. RAYCHAUDHURI AVERAGING AND RELATED STRENGTH OF EXOTIC SINGULARITIES

The general SFS scenario and the FTPR found here are weak singularities [14] according to the definitions of Tipler [33] and Królak [34], and therefore extendible [32]. A different definition of singularity criterion was given by Raychaudhuri [35], and later developed by one of the Authors [36]. According to these considerations, one is always able to take an average of any physical or kinematic scalar quantity  $\chi$  over the entire (open) spacetime

Name	$t$	$\eta$	$r$	$u$	$v$	$U$	$V$	$T$	$R$
$T_0$	0	$-\eta_0$	0	$-\eta_0$	$-\eta_0$	$-\arctan(\eta_0)$	$-\arctan(\eta_0)$	$-2\arctan(\eta_0)$	0
$i^0$	0	$-\eta_0$	$\infty$	$-\infty$	$\infty$	$-\frac{\pi}{2}$	$\frac{\pi}{2}$	0	$\pi$
$O$	$t_s$	0	0	0	0	0	0	0	0
$i^0$	$t_s$	0	$\infty$	$-\infty$	$\infty$	$-\frac{\pi}{2}$	$\frac{\pi}{2}$	0	$\pi$

Table I: Relevant points for the Penrose diagram in the different sets of coordinates used in Sec. IV.

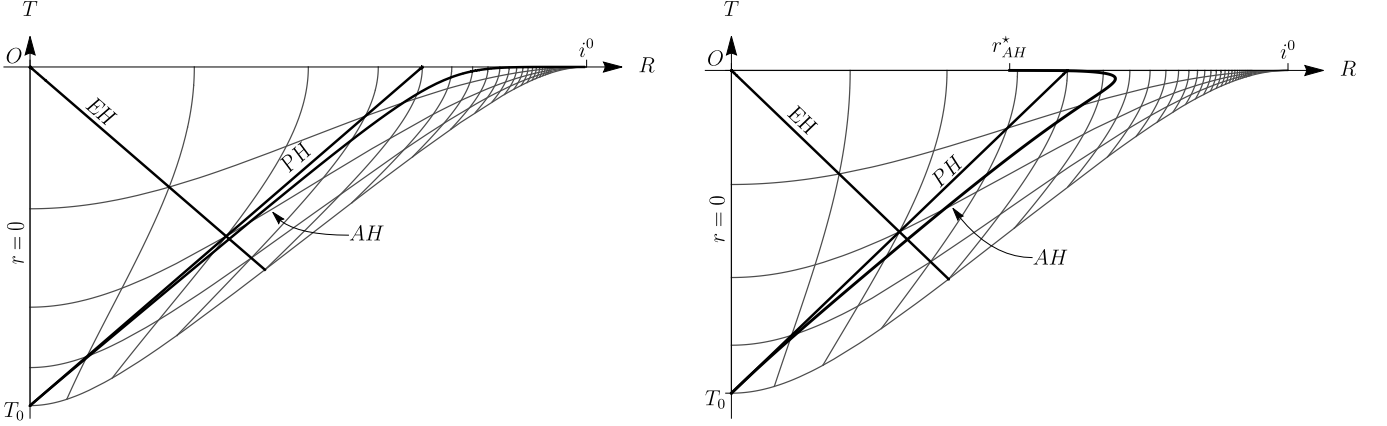


Figure 4: Comparison of the Penrose diagrams for the models discussed in this section, where EH stands for the event horizon, PH for the particle horizon, and AH is the apparent horizon. Left panel: diagram for the model (2.1) representing a decelerating SFS with  $n = 0.2$ . Right panel: diagram for the accelerating model (2.16) with  $n = 0.2$ ,  $a_s = 1$  and  $H_1 = H_2 = 1$ . In addition,  $r_{AH}^*$  represents the spatial radius of AH evaluated at the FTPR.

in the form

$$\langle \chi \rangle \equiv \left[ \frac{\int_{-x_0}^{x_0} \cdots \int_{-x_3}^{x_3} \chi \sqrt{-g} d^4 x}{\int_{-x_0}^{x_0} \cdots \int_{-x_3}^{x_3} \sqrt{-g} d^4 x} \right]_{\lim_{x_0, \dots, x_3 \rightarrow \infty}}. \quad (5.1)$$

For a FLRW cosmological model, we focus on averaging the acceleration scalar  $\chi = \theta_{;\mu} u^\mu = 3H^2(q+1)$ , where  $\theta$  is the expansion scalar,  $q = -\ddot{a}/\dot{a}^2$  is the deceleration parameter,  $\mu, \nu = 0, 1, 2, 3$ . In our case, instead of infinite limit of the coordinates, we will limit ourselves to averaging on the domain of applicability of the model. Then, according to (5.1) [36]

$$\langle \dot{\theta} \rangle = \lim_{\substack{t_0 \rightarrow 0 \\ t_1 \rightarrow t_s}} \frac{3 \int_{t_0}^{t_1} a^3 \left( \frac{\ddot{a}}{a} - \frac{\dot{a}^2}{a^2} \right) dt}{\int_{t_0}^{t_1} a^3 dt}. \quad (5.2)$$

For our decelerating model (2.1), on the one hand, the denominator of (5.2) gives

$$\begin{aligned} \int_0^{t_s} a^3 dt &= \int_0^{a_s} \frac{a^3 da}{\dot{a}} = \frac{1}{H_* a_s^n} \int_0^{a_s} \frac{a^4 da}{\left(1 - \frac{a}{a_s}\right)^n} \\ &= \frac{a_s^{5-n}}{H_*} \left[ \frac{1}{1-n} - \frac{4}{2-n} + \frac{6}{3-n} - \frac{4}{4-n} + \frac{5}{5-n} \right], \end{aligned} \quad (5.3)$$

which is finite. The numerator of (5.2), on the other hand, gives

$$\begin{aligned} 3 \int_0^{t_s} a^3 \left( \frac{\ddot{a}}{a} - \frac{\dot{a}^2}{a^2} \right) dt &= 3 \int_0^{a_s} a^3 \left( -\frac{1}{\dot{a}} \frac{\ddot{a}}{a} + \frac{\dot{a}}{a^2} \right) da \\ &= -3H_* a_s^n \int_0^{a_s} n \left( 1 - \frac{a}{a_s} \right)^{n-1} da \\ &\quad - 3H_* a_s^n \int_0^{a_s} (2-n) \left( 1 - \frac{a}{a_s} \right)^n da = -\frac{9H_* a_s^{n+1}}{n+1}, \end{aligned} \quad (5.4)$$

by using both (2.1) and (2.3). Clearly this contribution is also finite. Therefore, the SFS which appears in the decelerating model (2.1) is weak in the sense of Raychaudhuri spacetime averaging (cf. [36]).

For the accelerating model (2.16), note that the denominator in the Raychaudhuri averaging (5.2) is a finite and positive quantity as the co-moving 3-volume is a smooth positive-defined function on that compact integration range. For the numerator, expressions (2.16) and

(2.17) lead to

$$\begin{aligned}
& 3 \int_0^{t_s} a^3 \left( \frac{\ddot{a}}{a} - \frac{\dot{a}^2}{a^2} \right) dt \\
&= 3 \int_0^{a_s} \left( -2H_1 + H_2 a_s^{n-1} a^3 \left( 1 - \frac{a}{a_s} \right)^{n-1} \right) da \quad (5.5) \\
&= -6a_s H_1 + 3a_s^{n+3} H_2 \left( 1 - \frac{3n}{n+1} + \frac{3n}{n+2} - \frac{n}{n+3} \right),
\end{aligned}$$

which is again finite. This shows that the FTPR singularity which appears in the accelerating model (2.16) is also weak in the sense of Raychaudhuri spacetime averaging.

## VI. CONCLUSION

In this paper, we have proposed a method to construct solutions of the cosmological field equations by prescribing a specific functional form of the Hubble parameter capable of inducing different types of future cosmological singularities. This approach provides a particularly straightforward framework for analysing the ECs within general relativity, which in turn allows one to characterise the nature and strength of the resulting singularities in relation to the notion of geodesic incompleteness.

Within this approach, we have explicitly constructed two new models driving the cosmological expansion towards a standard SFS and a novel FTPR (finite-time pseudo-rip) singularity. Both singularities exhibit a similar structural behaviour in that the cosmic time of occurrence, the scale factor, and the (effective) energy density remain finite, while the pressure diverges, i.e.  $|p| \rightarrow \infty$  as  $t \rightarrow t_s$ . On this basis, one might be tempted to classify both events as SFS [12] (or Type II singularities in the sense of Ref. [14]). However, we have argued that such a classification is misleading, since the two scenarios exhibit fundamentally different behaviour when analysed from the perspective of the ECs. While the original SFS was introduced as a scenario in which only the DEC is violated [12, 13], the model (2.16) instead, displays a phantom-dominated future evolution that leads to the violation of all ECs.

Although only two example models have been addressed, the method can be applied to generate more solutions containing a rich set of exotic singularities in cosmology. Some examples of these singular behaviours that have attracted the attention of many authors in recent years (for a review see Refs. [14, 15]), but for our study the most appropriate were a big-rip, a little-rip, a little sibling of the big-rip, a pseudo-rip, and a big-freeze. We have also presented some systematics to study the energy conditions in general relativity which allow to characterise the types of singularities in respect to their strength related to the notion of geodesic incompleteness. In fact, both singularities considered in this work are of a weak type and the evolution of the universe can be extended beyond them.

We have also discussed the global characteristics of the models at hands by using the method of Penrose diagrams. In particular, we have investigated the structure of cosmological horizons (event, particle, and apparent), as well as the asymptotic structure of singularities. Though only a limited time of evolution of the universe between the standard BB radiation-dominated singularity at time  $t = 0$  to the future exotic singularity at time  $t_s$  has been addressed, due to the fact of geodesic completeness of exotics, one may extend them symmetrically into a future region evolving towards another big-crunch singularity as in Ref. [26]; thus, making kind of a cyclic universe modelling. Finally, we have found by using the method of the so-called Raychaudhuri averaging that the two models under study are also weak with respect to this definition. We hope both the method of generating the weak singularity solutions and the method of Raychaudhuri averaging may prove successful tool in future cosmological investigations including their observational verification.

## ACKNOWLEDGMENTS

T. B. V. acknowledges the hospitality of the University of Szczecin where this work was partially conducted. He also acknowledges financial support from Universidad Complutense de Madrid and Banco de Santander through Grant No. CT63/19-CT64/19 during that period.

- 
- [1] A. G. Riess, A. V. Filippenko, P. Challis, A. Clocchiatti, A. Diercks, P. M. Garnavich, R. L. Gilliland, C. J. Hogan, S. Jha, R. P. Kirshner, B. Leibundgut, M. M. Phillips, D. Reiss, B. P. Schmidt, R. A. Schommer, R. C. Smith, J. Spyromilio, C. Stubbs, N. B. Suntzeff, and J. Tonry, Observational evidence from supernovae for an accelerating universe and a cosmological constant, *The Astrophysical Journal* **116**, 1009 (1998).
  - [2] S. Perlmutter, G. Aldering, G. Goldhaber, R. A. Knop, P. Nugent, P. G. Castro, S. Deustua, S. Fabbro, A. Goo-

- bar, D. E. Groom, I. M. Hook, A. G. Kim, M. Y. Kim, J. C. Lee, N. J. Nunes, R. Pain, C. R. Pennyacker, R. Quimby, C. Lidman, R. S. Ellis, M. Irwin, R. G. McMahon, P. Ruiz-Lapuente, N. Walton, B. Schaefer, B. J. Boyle, A. V. Filippenko, T. Matheson, A. S. Fruchter, N. Panagia, H. J. M. Newberg, W. J. Couch, and T. S. C. Project, Measurements of  $\Omega$  and  $\Lambda$  from 42 high-redshift supernovae, *The Astrophysical Journal* **517**, 565 (1999).

- [3] E. Di Valentino, O. Mena, S. Pan, L. Visinelli, W. Yang, A. Melchiorri, D. F. Mota, A. G. Riess, and J. Silk, In the realm of the hubble tension – a review of solutions, *Classical and Quantum Gravity* **38**, 153001 (2021).
- [4] S. Weinberg, The cosmological constant problem, *Rev. Mod. Phys.* **61**, 1 (1989).
- [5] R. Adler, B. Casey, and O. Jacob, Vacuum catastrophe: An elementary exposition of the cosmological constant problem, *Am. J. Phys.* **63**, 620 (1995).
- [6] P. Bull, Y. Akrami, J. Adamek, T. Baker, E. Bellini, J. Beltrán Jiménez, E. Bentivegna, S. Camera, S. Clesse, J. H. Davis, E. Di Dio, J. Enander, A. Heavens, L. Heisenberg, B. Hu, C. Llinares, R. Maartens, E. Mörtzell, S. Nadathur, J. Noller, R. Pasechnik, M. S. Pawłowski, T. S. Pereira, M. Quartin, A. Ricciardone, S. Riemer-Sørensen, M. Rinaldi, J. Sakstein, I. D. Saltas, V. Salzano, I. Sawicki, A. R. Solomon, D. Spolyar, G. D. Starkman, D. Steer, I. Tereno, L. Verde, F. Villaescusa-Navarro, M. von Strauss, and H. A. Winther, Beyond  $\Lambda$ CDM: Problems, solutions, and the road ahead, *Physics of the Dark Universe* **12**, 56 (2016).
- [7] L. Perivolaropoulos and F. Skara, Challenges for  $\Lambda$ cdm: An update, *New Astronomy Reviews* **95**, 101659 (2022).
- [8] R. Caldwell, A phantom menace? cosmological consequences of a dark energy component with super-negative equation of state, *Physics Letters B* **545**, 23 (2002).
- [9] R. R. Caldwell, M. Kamionkowski, and N. N. Weinberg, Phantom energy: Dark energy with  $w = -1$  causes a cosmic doomsday, *Phys. Rev. Lett.* **91**, 071301 (2003).
- [10] M. P. Dąbrowski, T. Stachowiak, and M. Szydlowski, Phantom cosmologies, *Phys. Rev. D* **68**, 103519 (2003).
- [11] S. W. Hawking and G. F. R. Ellis, *The Large Scale Structure of Space-Time* (Cambridge University Press, 1973) cambridge Books Online.
- [12] J. D. Barrow, Sudden future singularities, *Classical and Quantum Gravity* **21**, L79 (2004).
- [13] J. D. Barrow, More general sudden singularities, *Classical and Quantum Gravity* **21**, 5619 (2004).
- [14] S. Nojiri, S. D. Odintsov, and S. Tsujikawa, Properties of singularities in the (phantom) dark energy universe, *Phys. Rev. D* **71**, 063004 (2005).
- [15] M. Dąbrowski, Are singularities the limits of cosmology?, in *Mathematical Structures of the Universe*, edited by M. Heller, M. Eckstein, and S. Szybka (Copernicus Center Press, Kraków, 2014) pp. 101–118.
- [16] P. H. Frampton, K. J. Ludwick, and R. J. Scherrer, Pseudo-rip: Cosmological models intermediate between the cosmological constant and the little rip, *Phys. Rev. D* **85**, 083001 (2012).
- [17] O. Trivedi and A. V. Timoshkin, Little rip, pseudo rip and bounce cosmology with generalized equation of state in non-standard backgrounds, *Eur. Phys. J. C* **84**, 277 (2024).
- [18] M. Bouhmadi-López, A. Errahmani, P. Martín-Moruno, T. Ouali, and Y. Tavakoli, The little sibling of the big rip singularity, *International Journal of Modern Physics D* **24**, 1550078 (2015), <https://doi.org/10.1142/S0218271815500789>.
- [19] P. H. Frampton, K. J. Ludwick, and R. J. Scherrer, The little rip, *Phys. Rev. D* **84**, 063003 (2011).
- [20] M. Bouhmadi-López, P. González-Díaz, and P. Martín-Moruno, Worse than a big rip?, *Physics Letters B* **659**, 1 (2008).
- [21] M. Bouhmadi-López, P. F. González-Díaz, and P. Martín-Moruno, On the generalized chaplygin gas: worse than a big-rip or quiaeter than a sudden singularity?, *International Journal of Modern Physics D* **17**, 2269 (2008).
- [22] V. Gorini, A. Kamenshchik, U. Moschella, and V. Pasquier, Tachyons, scalar fields, and cosmology, *Phys. Rev. D* **69**, 123512 (2004).
- [23] M. P. Dąbrowski, T. Denkwicz, and M. A. Hendry, How far is it to a sudden future singularity of pressure?, *Phys. Rev. D* **75**, 123524 (2007).
- [24] Z. Keresztes, L. Gergely, V. Gorini, U. Moschella, and A. Y. Kamenshchik, Tachyon cosmology, supernovae data, and the big brake singularity, *Phys. Rev. D* **79**, 083504 (2009).
- [25] Z. Keresztes, L. A. Gergely, A. Y. Kamenshchik, V. Gorini, and D. Polarski, Will the tachyonic universe survive the big brake?, *Phys. Rev. D* **82**, 123534 (2010).
- [26] M. Dąbrowski and K. Marosek, Non-exotic conformal structure of weak exotic singularities, *General Relativity and Gravitation* **50**, 160 (2018).
- [27] T. Kanai, K. Nomura, and D. Yoshida, Entropy bound and a geometrically nonsingular universe, *Phys. Rev. D* **108**, 104024 (2023).
- [28] F. Melia, The apparent (gravitational) horizon in cosmology, *American Journal of Physics* **86**, 585 (2018).
- [29] J. Khoury, B. A. Ovrut, P. J. Steinhardt, and N. Turok, Ekpyrotic universe: Colliding branes and the origin of the hot big bang, *Phys. Rev. D* **64**, 123522 (2001).
- [30] P. J. Steinhardt and N. Turok, Cosmic evolution in a cyclic universe, *Phys. Rev. D* **65**, 126003 (2002).
- [31] J. Khoury, B. A. Ovrut, N. Seiberg, P. J. Steinhardt, and N. Turok, From big crunch to big bang, *Phys. Rev. D* **65**, 086007 (2002).
- [32] L. Fernández-Jambrina and R. Lazkoz, Geodesic behavior of sudden future singularities, *Phys. Rev. D* **70**, 121503 (2004).
- [33] F. J. Tipler, Singularities in conformally flat spacetimes, *Physics Letters A* **64**, 8 (1977).
- [34] A. Królak, Towards the proof of the cosmic censorship hypothesis, *Classical and Quantum Gravity* **3**, 267 (1986).
- [35] A. K. Raychaudhuri, Theorem for nonrotating singularity-free universes, *Phys. Rev. Lett.* **80**, 654 (1998).
- [36] M. P. Dąbrowski, Spacetime averaging of exotic singularity universes, *Physics Letters B* **702**, 320 (2011).