

TactDeform: Finger Pad Deformation Inspired Spatial Tactile Feedback for Virtual Geometry Exploration

Yihao Dong*
School of Computer Science
The University of Sydney
Sydney, NSW, Australia
yihao.dong@sydney.edu.au

Praneeth Bimsara Perera*
School of Computer Science
The University of Sydney
Sydney, NSW, Australia
ppat0685@uni.sydney.edu.au

Chin-Teng Lin
Australian AI Institute, School of
Computer Science
University of Technology Sydney
Sydney, NSW, Australia
chin-teng.lin@uts.edu.au

Craig T Jin
School of Electrical and Computer
Engineering
The University of Sydney
Sydney, NSW, Australia
craig.jin@sydney.edu.au

Anusha Withana
School of Computer Science
The University of Sydney
Sydney, NSW, Australia
Sydney Nano Institute
The University of Sydney
Sydney, NSW, Australia
anusha.withana@sydney.edu.au

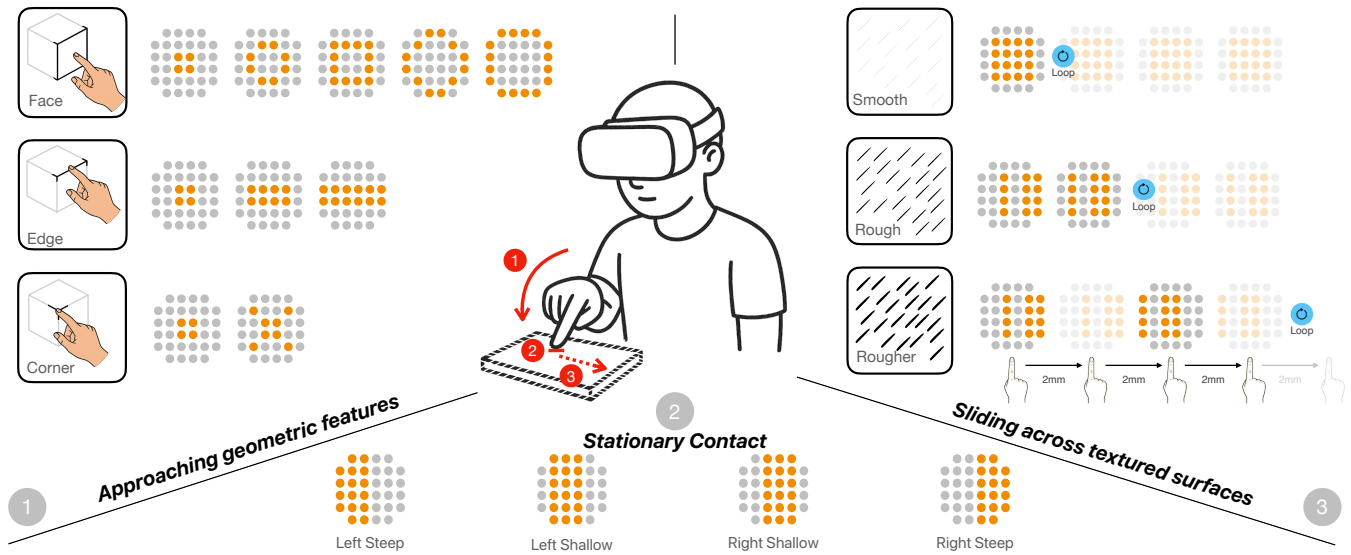


Figure 1: TactDeform System Overview. TactDeform renders spatio-temporal tactile patterns through a dual-context approach that adapts to both interaction contexts (approaching, contact, sliding) and geometric contexts (features and textures). The system emulates natural finger pad deformations using a 32-electrode array: (1) Approaching geometric features triggers expanding patterns for faces, directional patterns for edges, and concentrated patterns for corners; (2) Stationary contact shifts stimulation regions based on finger orientation; (3) Sliding across textured surfaces creates parametric pattern shifts synchronized with movement, smooth surfaces maintain static patterns, rough textures shift by 2-4mm per movement cycle.

*Both authors contributed equally to this research.



This work is licensed under a Creative Commons Attribution 4.0 International License.
CHI '26, Barcelona, Spain
© 2026 Copyright held by the owner/author(s).
ACM ISBN 979-8-4007-2278-3/2026/04
<https://doi.org/10.1145/3772318.3791699>

Abstract

Spatial tactile feedback can enhance the realism of geometry exploration in virtual reality applications. Current vibrotactile approaches often face challenges with the spatial and temporal resolution needed to render different 3D geometries. Inspired by the natural deformation of finger pads when exploring 3D objects and

surfaces, we propose *TactDeform*, a parametric approach to render spatio-temporal tactile patterns using a finger-worn electro-tactile interface. The system dynamically renders electro-tactile patterns based on both interaction contexts (approaching, contact, and sliding) and geometric contexts (geometric features and textures), emulating deformations that occur during real-world touch exploration. Results from a user study (N=24) show that the proposed approach enabled high texture discrimination and geometric feature identification compared to a baseline. Informed by results from a free 3D-geometry exploration phase, we provide insights that can inform future tactile interface designs.

CCS Concepts

• **Human-centered computing** → **Haptic devices**.

Keywords

Tactile Feedback, Virtual Reality, Electro-tactile

ACM Reference Format:

Yihao Dong, Praneeth Bimsara Perera, Chin-Teng Lin, Craig T Jin, and Anusha Withana. 2026. *TactDeform: Finger Pad Deformation Inspired Spatial Tactile Feedback for Virtual Geometry Exploration*. In *Proceedings of the 2026 CHI Conference on Human Factors in Computing Systems (CHI '26)*, April 13–17, 2026, Barcelona, Spain. ACM, New York, NY, USA, 16 pages. <https://doi.org/10.1145/3772318.3791699>

1 Introduction

Virtual reality (VR) has made significant strides toward replicating real-world sensory experiences. This has established VR as a compelling platform for applications such as medical training [6, 47, 74, 76], simulation [7, 22, 29, 62, 77], and interactive entertainment [27, 37, 73]. However, compared to the fidelity in visual and auditory experiences, achieving realistic haptic experiences for rendering virtual geometry during exploration and manipulation remains a challenge. This is due to the natural geometry interaction involving both high-resolution cutaneous (tactile) [19, 20] and kinesthetic (force) [45, 60, 63] sensations, which are difficult to replicate convincingly in VR, using a single haptic modality. To overcome this, Suga et al. [54] has explored multi-modal haptic interfaces that combine electro-tactile and kinesthetic feedback to enhance shape recognition in VR environments.

However, due to physical constraints of the grounded force-feedback mechanism, this approach can only render small “finger-sized” virtual shapes, limiting its practicality for free-form geometry exploration in virtual environments. This is a natural limitation of kinaesthetic feedback devices such as exoskeletons [60, 63] or grounded force-feedback arms [10], which tend to be heavy and physically restrictive. These factors significantly challenge the realistic and practical haptic rendering of 3D virtual geometries.

To address this, we propose *TactDeform*, a parametric approach to render 3D virtual geometry using electro-tactile feedback. Electro-tactile interfaces forgo the need for bulky mechanical actuators, enabling thin and flexible form factors, and can deliver fast and localised tactile responses [66, 70]. *TactDeform* is motivated by a specific insight: when we touch 3D geometries in the real world, our finger pad deforms in characteristic, feature-dependent ways. *TactDeform* adapts electro-tactile stimulation patterns based on the

understanding of two interaction contexts. 1) How users approach, make contact (touch), or explore a surface (e.g., slide across). And 2) what geometries they interact with; face, edge, corner, and textures (see Figure 1). Depending on these two contexts, *TactDeform* emulates finger pad deformation using high-resolution, context-specific electro-tactile stimulation using a lightweight finger-worn interface. Rather than physically deforming the skin with mechanical force feedback, we parametrically encode the spatial and temporal patterns of fingertip deformation that would naturally occur during real-world interactions.

We evaluated *TactDeform*’s effectiveness in a user study involving 24 participants across two phases. In the first phase, we assessed users’ abilities to identify geometric features and textures using our parametric patterns. The second phase was a freeform 3D geometry exploration study, spanning objects from simple primitives to complex forms, and comparing *TactDeform* to other tactile rendering approaches. This study provided qualitative insights into how users naturally integrate spatio-temporal tactile feedback into object exploration strategies. Our results demonstrate that *TactDeform* enables high accuracy in geometric feature identification (85.7%) and texture discrimination (95.8%), and qualitative analysis reveals emergent, tactile-guided 3D geometry exploration behaviours. In summary, this paper makes the following contributions:

- *TactDeform*: a parametric approach that renders tactile feedback for 3D object interaction using context-specific spatio-temporal electro-tactile feedback patterns inspired by natural finger pad deformations.
- An open-source implementation of *TactDeform* along with design guidelines for integrating electro-tactile feedback into 3D geometry exploration in VR applications¹.
- Insights from our qualitative analysis showing user exploration behaviours driven by spatial tactile feedback, highlighting the potential of electro-tactile interfaces for enhancing VR object interaction.

2 Related Work

Prior research has demonstrated the critical role of haptics in enhancing user experience when interacting with virtual geometries. In this section, we review existing literature relevant to our work in three key areas: (1) using electro-tactile feedback is a viable tactile feedback option for spatial information rendering, (2) haptic rendering of 3D geometry in VR, and (3) parametric and context-based haptic rendering approaches.

2.1 Electro-tactile Feedback for Spatial Rendering

Electro-tactile stimulation elicits tactile sensations by delivering controlled electrical current pulses using skin-surface electrodes, directly activating cutaneous sensory nerves [20, 21]. By modulating parameters such as amplitude, frequency, and waveform, these systems can evoke sensations including pressure, vibration, and texture [13, 20, 69], as well as complex percepts like softness [15, 55, 57], temperature [44], and taste [35]. Compared to vibrotactile and force feedback, electro-tactile interfaces enable thin, lightweight, flexible

¹<https://github.com/aid-lab-org/TactDeform>

form factors [66, 70] with fast response [19]. This versatility makes them ideal for hand and finger-based applications [66, 70].

Specifically in the context of rendering spatially distributed information, higher spatial resolution is critical. Unlike vibrotactile actuators limited by mechanical crosstalk or force feedback requiring bulky linkages, electro-tactile interfaces can achieve millimeter-scale precision by independently controlling dense electrode arrays [50]. By activating specific electrode subsets, these systems create localized stimulation patterns that can represent fine spatial details, aligning with natural spatial acuity in the skin [50]. Recent implementations incorporate these capabilities into virtual reality [39, 53], accessibility [2, 59], and navigation [9] applications.

2.2 Haptic Rendering of 3D Geometry in VR

Haptic feedback enhances spatial understanding in VR and enables applications in medical training, CAD modelling, and accessibility interfaces [6, 11, 42]. However, a fundamental challenge lies in encoding geometric features into perceptually meaningful patterns. Current approaches; whether force feedback [53, 60], vibrotactile [3, 33], or electro-tactile stimulation [25, 41]; struggle with a critical requirement: accurate edge and corner representation [64]. Without clear differentiation between faces, edges, and corners, users cannot build coherent mental models of virtual objects. Empirical findings demonstrate this encoding failure. For instance, Suga et al. [54] found that shape discrimination accuracy dropped from 50% (force + electro-tactile) to 25% (electro-tactile alone), which is at chance level, revealing current electro-tactile patterns fail to convey geometric information despite high spatial resolution. Xu et al. [67] achieved only 56% recognition for simple 2D shapes, indicating fundamental encoding inadequacy rather than merely 3D complexity. Osgouei et al. [38] confirmed this limitation: users cannot naturally interpret geometric tactile patterns without extensive visual training. Even after training, recognition remains effortful rather than intuitive, indicating users must learn arbitrary perceptual mappings instead of using existing tactile processing.

Current electro-tactile systems for geometric rendering employ two primary strategies. Uniform activation approaches activate all electrodes when the finger enters an object boundary [59], providing binary contact feedback. Contact area mapping approaches activate individual electrodes based on proximity to virtual surfaces [14], creating localized stimulation patterns. These encoding strategies focus on contact location but neglect the distinct tactile cues produced by different geometric features, resulting in lower discrimination performance. Furthermore, sensations elicited by electro-tactile (tingling, vibration) might differ from their mechanically induced natural counterparts, which exacerbates this problem. Despite this discrepancy, users have managed to adapt to artificial sensations intuitively when electro-tactile stimulation is informed by the natural interaction context [15, 16]. This adaptation suggests that encoding strategies grounded in natural tactile processing may overcome perceptual mismatches, enabling effective spatial rendering despite inherent differences in sensation.

2.3 Parametric and Context-Based Haptic Rendering

The evolution of haptic interfaces from static to dynamic feedback represents a fundamental shift in understanding how tactile information should be encoded. This is evident from recent advances in motion-coupled, force-sensitive, and context-aware systems demonstrating the importance of adaptive rendering [15, 26, 30, 43, 51]. Early haptic systems generated fixed patterns regardless of user interaction, an approach achieving sub-60% recognition even after training [38]. This limited performance stems from a mismatch between static patterns and the dynamic nature of tactile exploration, where sensations evolve based on movement velocity, contact pressure, and surface traversal.

The recognition that haptic perception is inherently active has driven the development of motion-coupled rendering systems. Strohmeier et al. [51] demonstrated that identical vibrotactile pulses produce entirely different texture perceptions depending on synchronization with finger movement; smooth when aligned, rough when offset. This reveals temporal coupling as fundamental rather than merely enhancing. Recent visual-haptic work [8, 43] extends this principle, demonstrating that motion-coupled feedback enhances realism across modalities and that desynchronization alters sensations, thereby establishing temporal synchronization as a core principle for believable sensory simulation.

Building beyond motion coupling, researchers have explored multi-parametric systems where patterns adapt to multiple interaction variables simultaneously [71, 72, 75]. Jingu et al. [15] modulated the number of electro-tactile pulse grains based on contact force to create compliance illusions that respond to user pressure, while Lin et al. [30] combine force sensing with slip simulation to convey weight. Similarly, recent wearable haptic systems [68] demonstrate that parametric rendering, systematic variation of stimulation based on interaction parameters, enables more realistic and intuitive perceptual experiences than fixed patterns.

However, existing parametric approaches focus on single interaction contexts; motion for texture, force for compliance, without simultaneously considering geometric context. No current system adapts feedback based on both how users touch (interaction parameters) and what they touch (geometric features), limiting their ability to convey complex 3D shapes where interaction and geometry are fundamentally coupled. This directly motivates our adaptation strategy in TactDeform, enabling dynamic adjustment of electro-tactile feedback to emulate fingertip deformation, based on both interaction (approaching, contact, sliding) and geometric (features, textures) contexts to render 3D geometry in VR.

3 TactDeform Concept

The fundamental principle underlying TactDeform is that different interaction and geometric contexts produce distinct, reproducible deformation patterns on the finger pad. These deformation patterns arise from the mechanical properties of finger pad tissue and are detected mainly by four types of specialized mechanoreceptors that encode different aspects of tactile information [1].

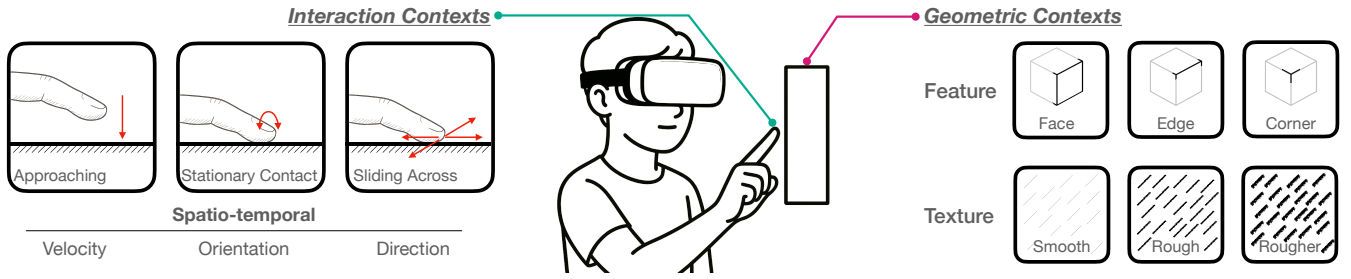


Figure 2: TactDeform Concept. TactDeform leverages a dual-context approach that combines interaction contexts (left) and geometric contexts (right) to generate parametric spatio-temporal tactile patterns. Interaction contexts include approaching, stationary contact, and sliding across surfaces, with associated parameters of velocity, orientation, and direction. Geometric contexts comprise feature types (faces, edges, corners) and texture levels (smooth, rough, rougher). This approach dynamically combines these contexts to render appropriate electro-tactile patterns that emulate natural finger pad deformations during virtual object exploration.

3.1 Encoding Virtual Geometry via Fingertip Deformation Emulating Electro-Tactile Feedback

Mechanoreceptors jointly encode shape and texture through characteristic patterns of skin deformation rather than through explicit geometric variables [17]. Slowly adapting type I receptors (SA-I/Merkel cells) respond to sustained, localized deformation and fine spatial features such as edges and curvature via their dense distribution and small receptive fields [17]. Rapidly adapting receptors (RA-I/Meissner corpuscles) are instead tuned to dynamic changes in skin deformation during contact and sliding, providing temporal cues linked to motion and surface transitions [4]. During texture exploration, perceived roughness emerges from the combined spatial pattern of indentation and the temporal pattern of vibration generated as the skin moves over the surface [65].

Informed by this, TactDeform generates tactile patterns to emulate characteristics of a gradual increment of deformation (RA-I response) during the approach to a 3D object by dynamically expanding patterns, orientation-dependent deformation during stationary contact (SA-I response) by localised static patterns, velocity and texture dependent deformation during sliding interactions (RA-I responses) by shifting or moving activation patterns as described in Section 3.4.2. This deformation-based strategy contrasts with Suga et al. [54], who map visual-geometric properties directly to intensity levels and require additional force feedback to reach higher recognition accuracy, effectively treating tactile stimulation as a symbolic channel. TactDeform achieves this through a dual-context approach that combines interaction contexts (approaching, contacting, or sliding across an object) with geometric contexts (features or textures) to generate parametric spatio-temporal patterns, as illustrated in Figure 2.

3.2 Interaction Contexts:

The system recognizes three distinct interaction contexts that correspond to natural exploration behaviors (Figure 2, left). *Approaching*: When the finger pad initially approaches and makes contact with a virtual object, TactDeform renders spatio-temporal patterns that

emulate the progressive deformation occurring during initial contact. These patterns convey the object’s primary geometric features (faces, edges, corners) through expanding stimulation that mimics how pressure spreads across the finger pad during approach. *Contact*: During sustained stationary contact, the system delivers orientation-specific patterns that emulate how the finger pad deforms based on the contact angle with the surface. These patterns maintain spatial awareness of the contact region while adapting to the finger’s orientation relative to the object geometry. *Sliding*: When the finger moves across virtual surfaces, TactDeform generates dynamic patterns that emulate the shear deformations and friction-induced variations experienced during surface exploration. These patterns convey texture information through parametric modulation of the stimulation based on surface roughness.

3.3 Geometric Contexts:

Within each interaction context, TactDeform parameterizes geometric features and textures (Figure 2, right). *Geometric Features*: The system classifies local geometry into three categories based on their deformation signatures: *Faces*: Planar or gently curved surfaces that create distributed deformation across the finger pad. *Edges*: Linear boundaries that concentrate deformation along a specific direction. *Corners*: Point features where multiple surfaces converge, creating localized deformation. *Surface Textures*: The system renders three parametric roughness levels that modulate the spatio-temporal patterns during sliding interactions, emulating how surface textures create varying friction and deformation dynamics.

3.4 Parametric Pattern Design

TactDeform’s parametric approach translates finger pad deformation physics into spatio-temporal electro-tactile patterns through systematic mapping of deformation characteristics to stimulation parameters, as illustrated in Figure 1.

3.4.1 Deformation-to-Stimulation Mapping: Each geometric feature produces a characteristic deformation signature (shown in Figure 3) that TactDeform parameterizes into corresponding electro-tactile patterns, shown in Figure 1.1 (top left): *Face Deformation*: When the finger pad contacts a planar surface, pressure distributes

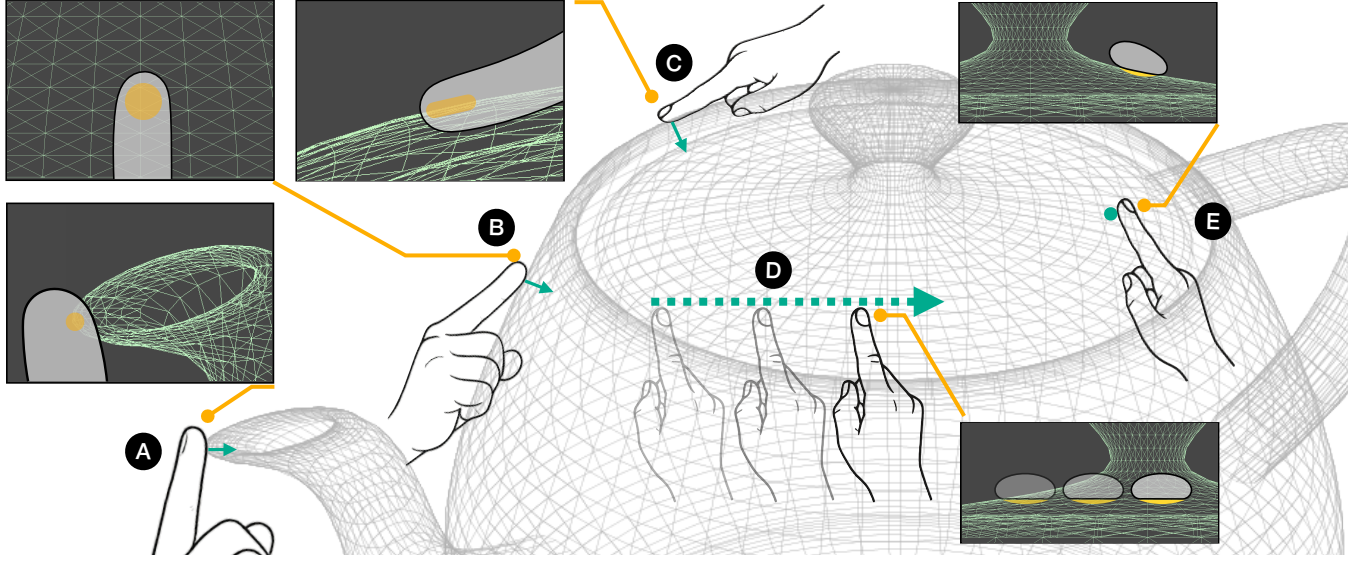


Figure 3: Finger pad deformation visualization during different interaction contexts. (A) Finger pad approaches the tip of a teapot (a corner). (B) Finger pad approaches the body of the teapot (a face). (C) Finger pad approaches the ridge between the body and lid of the teapot (an edge). (D) Moving across the lid of the teapot, showing progressive deformation patterns across the contact area. (E) Finger pad remains stationary on the lid of the teapot, biased slightly to the left, with finger pad deformation reflecting this angular bias.

radially outward from the initial contact point. TactDeform emulates this through a diverging ring pattern that expands from the center of the electrode array, with parametric control over expansion rate. *Edge Deformation*: Linear features create directional pressure concentrations along the edge line. The system renders this as a parametric line pattern that extends from the center, with orientation parameters matching the edge direction parameters reflecting the edge shape. *Corner Deformation*: Point contacts produce highly localized, intense deformation at the contact point. TactDeform renders this through concentrated stimulation at the array center, with parametric falloff controlling the spatial extent of the sensation.

3.4.2 Spatio-Temporal Pattern Generation: TactDeform generates dynamic electro-tactile patterns that adapt to both interaction velocity and geometric context, ensuring spatial correspondence between virtual interactions and tactile sensations. The system employs velocity-dependent parameterization across all three interaction contexts, with mathematical formulations that maintain perceptual consistency during exploration.

Approaching Context: The system generates time-varying patterns where each frame represents one electrode spacing of deformation progression, matching the physical electrode array geometry (2mm center-to-center spacing in our implementation) shown in Figure 1.1 (top left). The expansion rate r (in electrode spacings per second) is parametrically linked to approach velocity through:

$$r = \alpha \cdot \frac{v_{\text{approach}}}{d_{\text{electrode}}} \quad (1)$$

where v_{approach} represents the instantaneous finger pad velocity toward the virtual surface (mm/s), $d_{\text{electrode}} = 2.0$ mm denotes the

center-to-center electrode spacing, and α is a scaling coefficient set to 1.0 through pilot testing (Section 5.1) for direct spatial correspondence. This formulation ensures that one electrode spacing of physical finger movement produces one electrode spacing of pattern expansion.

The temporal frame advancement interval Δt between successive pattern frames is computed as:

$$\Delta t = \frac{d_{\text{electrode}}}{v_{\text{approach}}} \quad (2)$$

This inverse relationship ensures faster approaches trigger more rapid pattern updates, while slower exploration produces gradual pattern evolution. In our Unity implementation, the pattern frame index $n(t)$ at time t is determined through velocity integration:

$$n(t) = \lfloor \int_0^t \frac{v_{\text{approach}}(\tau)}{d_{\text{electrode}}} d\tau \rfloor \quad (3)$$

The pattern selection (face, edge, or corner) is determined by the local geometry at the contact point, with each geometric feature maintaining its characteristic spatial pattern while sharing this unified velocity-dependent expansion mechanism.

Contact Context: For stationary interactions, TactDeform parameterizes finger orientation based on the angle between a ray from the finger pad center to the contact point and the surface tangent at that point. After projecting onto the horizontal plane (flattening the z-axis), this angle θ is discretized into four orientation levels:

- *Steep Left:* $\theta \in [-90^\circ, -30^\circ]$ - stimulation shifts to leftmost electrode region
- *Shallow Left:* $\theta \in [-30^\circ, 0^\circ]$ - stimulation shifts to left-center region

- *Shallow Right*: $\theta \in [0^\circ, 30^\circ]$ - stimulation shifts to right-center region
- *Steep Right*: $\theta \in [30^\circ, 90^\circ]$ - stimulation shifts to rightmost electrode region

This parametric mapping, demonstrated in Figure 1.2 (bottom), is inspired by how different finger pad regions experience varying pressure distributions based on contact angle, as shown in Figure 3E. The orientation quantization into four discrete levels balances perceptual clarity with smooth transitions during exploration. We focus on left-to-right orientation mapping rather than top-to-bottom variations, as our electrode array covers the primary contact area of the fingertip while the top section remains uncovered.

The orientation-specific patterns operate in combination with the underlying geometric feature patterns through spatial modulation:

$$P_{contact}(x, y) = P_{base}(x + \Delta x(\theta), y) \quad (4)$$

where P_{base} represents the base geometric pattern (face, edge, or corner), and $\Delta x(\theta)$ is the orientation-dependent horizontal shift. This ensures that geometric information is preserved while the stimulation region adapts to finger orientation, maintaining both shape and contact angle information simultaneously.

Sliding Context: Surface texture is parameterized through pattern shift mechanisms inspired by friction-induced deformations, illustrated in Figure 1.3 (top right) and Figure 3D. The pattern shift adapts to both the magnitude and direction of finger movement. Movement direction is quantized into 8 directions (forward, backward, left, right, plus four diagonal corners), established through pilot testing (Section 5.1) to balance directional sensitivity with perceptual stability. The shift rate s (in pattern shifts per second) follows the same velocity-dependent principle:

$$s = \beta \cdot \frac{v_{slide}}{d_{electrode} \cdot k_{texture}} \quad (5)$$

where v_{slide} represents the lateral finger velocity across the surface (mm/s), $k_{texture}$ is the texture-dependent shift multiplier, and β is the directional coefficient ($\beta = +1$ for opposite-direction shifts, $\beta = -1$ for same-direction shifts). Through pilot testing (Section 5.1), we found opposite-direction shifts ($\beta = +1$) produced more realistic friction sensations. The texture parameters are defined as:

- *Smooth (Level 1)*: $k_{texture} = 0$ - zero shift parameter, static stimulation regardless of movement
- *Rough (Level 2)*: $k_{texture} = 1$ - one electrode spacing shift (2mm) synchronized with finger movement
- *Rougher (Level 3)*: $k_{texture} = 2$ - two electrode spacing shift (4mm) with increased spatial period

The temporal shift interval for texture patterns becomes:

$$\Delta t_{shift} = \frac{d_{electrode} \cdot k_{texture}}{v_{slide}} \quad (6)$$

For example, sliding at 20 mm/s across a rough surface generates pattern shifts at 10 Hz, while the same velocity on a rougher surface produces 5 Hz shifts, creating distinct texture sensations.

Importantly, these texture patterns operate in combination with the underlying geometric feature patterns. When sliding across a rough edge, the system multiplies the rough sliding pattern with the edge pattern, preserving both geometric and textural information

through a unified parametric framework:

$$P(t) = P_{base} \cdot \lfloor \int_0^t \frac{v_{slide}(\tau)}{d_{electrode} \cdot k_{texture}} d\tau \rfloor \quad (7)$$

where P_{base} represents the base geometric pattern. Based on movement direction, the non-smooth patterns exhibit directional coupling: rightward finger movement triggers leftward pattern shift, representing the relative motion between finger pad and surface.

The parametric mappings were iteratively refined through pilot testing (Section 5.1) to ensure that the spatio-temporal patterns effectively convey natural finger pad deformation characteristics while maintaining perceptual clarity and user comfort. The final parameter sets were validated through the formal user evaluation described in Section 5.

4 Implementation

To realize TactDeform's parametric approach for emulating finger pad deformations, we implemented a modular hardware-software architecture that enables real-time spatio-temporal pattern generation. Building on the dual-context approach introduced in Figure 2, this section describes the technical implementation that translates interaction and geometric contexts into electro-tactile patterns.

4.1 Hardware Implementation

Our hardware configuration comprises four interconnected components (Figure 4) that enable high-resolution spatio-temporal pattern delivery to the finger pad.

VR Head-Mounted Display: A Meta Quest 3 HMD (Figure 4B) with native hand tracking (Meta Interaction SDK) captures real-time hand positions and proximity to virtual geometries. The HMD provides synchronized visual feedback while tracking finger orientation and movement, essential for our parametric approach to accurately map interaction contexts to deformation patterns.

Processing Unit: The HMD connects to a desktop PC (Figure 4A) via Quest Link, running a Unity-based application that implements the parametric pattern generation pipeline. This configuration provides the computational resources needed for real-time parameter calculation and pattern synthesis while maintaining immersive VR.

Finger-worn Tactile Interface: A flexible PCB (Figure 4D) with 32 electrodes attaches to the user's dominant index finger pad using breathable medical tape (3M Nexcare Gentle Paper). The electrodes are arranged in a 6×6 grid layout with the four corner positions excluded, resulting in 32 active electrodes that conform to the finger pad's natural curvature. With 1.4mm diameter electrodes and 2.0mm centre-to-centre spacing (Figure 4D1), the array provides the spatial resolution necessary for rendering parametric deformation patterns. This spacing aligns with the two-point discrimination threshold for electro-tactile stimulation (2-4mm) [49, 56] and enables efficient and precise spatial pattern control. The PCB extends from the palm side with a 4.34mm width, connecting to the control circuit, minimising interference with natural hand movement and hand tracking. The entire body-worn system weighed 46.05 grams.

Electro-tactile Feedback System: We used an open-source toolkit for electro-tactile interface development [40]. The control hardware (Figure 4C) is housed in a 3D-printed enclosure secured to the user's forearm (sized 60 × 40 × 12mm), communicating with the desktop PC via USB serial connection at 921600 baud rate, and

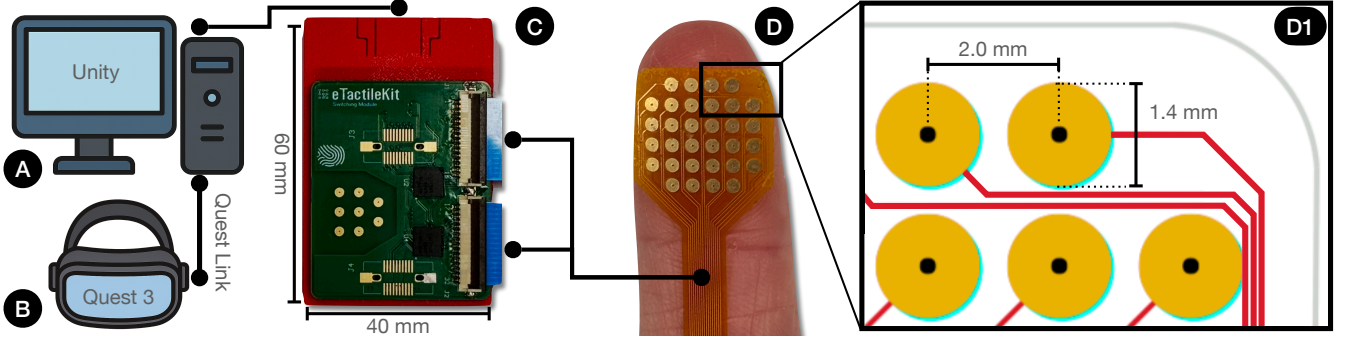


Figure 4: The system integrates four components: (A) Desktop PC running Unity application connected via Quest Link to (B) Meta Quest 3 HMD for hand tracking and visual rendering, (C) Control circuit in a 3D-printed enclosure communicating via serial connection, (D) Flexible PCB tactile interface attached to the index finger pad with 32 electrodes in a 6×6 configuration, and (D1) Enlarged view showing electrode specifications with 1.4mm diameter and 2.0mm center-to-center spacing. The flexible PCB extends from the palm side for minimal movement interference. Medical tape for finger attachment not shown for clarity.

connecting to the Finger-worn Tactile Interface using two 16-pin FPC connectors, each pin connecting to the 32 electrodes. We incorporate monophasic anodic [19] controlled current (0-10mA) pulses with $10\mu\text{A}$ step size using its current controller. This is to enable localized stimulation while eliminating the remote (*referred*) sensations occurring due to cathodic stimulation [19]. The hardware ensures constant current pulses are delivered despite the variations in skin impedance. A fast switching multiplexer (Microchip HV513) circuit enables time-division scanning to activate each electrode at a given time. We use a pulse width of $200\mu\text{s}$ with a $45\mu\text{s}$ interchannel discharge interval and a stimulation frequency of 125 Hz. These parameters align with previous work in the literature [15, 66], with the exception that we reduced the interchannel discharge interval by $5\mu\text{s}$ to accommodate our 32-electrode array and ensure sufficient time for complete stimulation cycles.

4.2 Software Architecture

The software implementation is built in Unity 2022.3.53f1, interfacing with the control hardware through USB serial communication to deliver real-time tactile feedback synchronized with VR interactions at 72Hz. TactDeform’s software pipeline implements the parametric pattern generation and dual-context approach through real-time processing of hand tracking data.

Parametric Classification Pipeline: The core classification component continuously analyzes hand tracking data to extract parameters for both interaction contexts (approaching, contact, sliding) and geometric contexts (faces, edges, corners, texture levels). These parameters feed into the pattern generation system that synthesizes spatio-temporal patterns based on the dual-context approach. The classification operates within Unity’s frame update cycle, ensuring consistent temporal sampling for accurate parameter extraction.

Pattern Generation and Stabilization: The pattern manager implements a finite state machine with three states: Idle (no contact), Approaching (initial contact with geometric feature parameters), and Interacting (sustained contact with orientation or texture parameters), with transitions triggered by contact detection (Idle to

Approaching), sustained contact stability (Approaching to Interacting), and contact loss (any state to Idle). To ensure stable parametric patterns, the system implements temporal filtering that smooths parameter fluctuations from tracking noise and hand tremor. Parameters must remain stable over brief time windows before triggering pattern updates and state transitions. This stabilization maintains perceptual continuity while preserving responsiveness to intentional parameter changes, ensuring smooth pattern evolution without abrupt changes that could disrupt the deformation emulation.

Parametric Pattern Synthesis: The system maps extracted parameters to spatio-temporal patterns through configurable parameter-to-pattern functions, implementing the parametric formulations detailed in Section 3. During approaching, geometric parameters determine the spatial pattern type and temporal expansion rate (Equation 1): face parameters generate patterns that expand from the center of the electrode array; edge parameters select from four directional line patterns (horizontal, vertical, and two diagonal orientations), following the orientation perception threshold [4], based on the edge’s geometric orientation; and corner parameters create concentrated point patterns at the array centre.

During contact, the base geometric pattern is maintained while orientation parameters control the spatial shift of the stimulation region across the electrode array (Equation 4). This orientation mapping is limited to left-right directions, as the electrode array covers the primary contact area while the top section remains uncovered. During sliding, the base geometric pattern is combined with texture parameters through pattern multiplication (Equations 5–7), where texture parameters (smooth/rough/rougher) modulate the pattern shift distance ($0/2/4\text{mm}$) synchronized with finger movement. The system implements directional coupling where patterns rotate based on movement direction; for example, rightward finger movement triggers leftward pattern shift; emulating the relative motion between finger pad and surface.

Spatio-Temporal Synchronization: The software maintains precise alignment between virtual geometry interactions and parametric patterns. Pattern frame advancement is tied to physical electrode

spacing (2mm), ensuring that spatial patterns align with the hardware’s resolution. When finger movement exceeds frame-to-frame thresholds, the system interpolates pattern parameters to maintain continuous deformation emulation even during rapid movements.

Performance Optimization: All parameter extraction and pattern synthesis occurs within Unity’s LateUpdate() cycle for consistent timing, synchronized with the 72Hz VR rendering loop. The system uses event-driven parameter evaluation, recalculating patterns only when parameters change significantly, minimizing computational overhead while maintaining sub-frame latency (< 14ms) between parameter changes and pattern updates.

5 User Study

To evaluate TactDeform’s effectiveness in rendering geometric and textural information through parametric tactile patterns, we conducted a user study examining both controlled pattern recognition and naturalistic exploration behaviours. This section first describes our pilot studies that refined the parametric patterns (Section 5.1), followed by our research questions (Section 5.2). We then present the main study design (Section 5.3) with details of our two-phase study: Phase 1 validated parametric patterns through controlled tasks for geometric feature identification, contact pattern preferences, and texture discrimination (Section 5.4), while Phase 2 examined free exploration behaviours with complex 3D geometries comparing TactDeform against baseline approaches (Section 5.5).

5.1 Iterative Design Refinement Through Pilot Studies

To validate and refine TactDeform’s parametric approach, we conducted three pilot rounds with independent participant groups. Those pilots shaped our parametric pattern designs as described in Section 3.4.2. Pilot 1 established temporal characteristics for geometric feature rendering, which refined the Equation 2, Pilot 2 examined directional encoding for texture rendering, forming the Equation 5, and Pilot 3 validated the complete system with both Pilot 1 and 2 designs.

Pilot 1: Pattern-Movement Synchronization (N=5). We first investigated how pattern timing should synchronize with finger movement during approaching interactions. Participants compared two strategies: patterns updating at fixed time intervals (0ms [static], 50ms, 100ms, 200ms) versus patterns synchronized to finger position (updating every 0.5×, 1×, or 1.5× electrode spacing, where 1× means moving 2mm advances one pattern frame). All participants preferred dynamic patterns over static, describing them as more natural. Among dynamic approaches, 80% (4/5) preferred 1× synchronization, reporting optimal alignment between movement and sensation; smaller values felt “too fast” (P4) while larger ones “lagged behind,” (P1) and constant time intervals created speed-dependent mismatches. This established the $\alpha = 1.0$ parameter in Equations 1 and 2, ensuring direct spatial correspondence between finger movement and pattern progression.

Pilot 2: Movement Direction Resolution (N=5). Building on these findings, we examined how many directional levels are needed to encode sliding movement. Each participant completed three comparisons, testing whether 4-direction, 8-direction, or continuous direction tracking improved texture perception compared to static

non-directional patterns. We found that 8-direction quantization (forward, backward, left, right, plus four diagonal corners) balanced perceptual quality: 4 directions caused “jumpy” (P1) transitions during diagonal movement, continuous tracking created “buzzing” (P2) from micro-variations, static patterns feel “constant touching” (P5) and “not moving” (P1) while 8 directions provided smooth yet stable feedback. This established the directional encoding for texture patterns (Equation 5 and 7), where the shift direction adapts to finger movement direction across the surface.

Pilot 3: Complete System Validation (N=7). Before the formal study, we tested the complete system through our three main tasks (geometric feature identification, contact pattern preference, texture discrimination) alongside comparison tasks that validated Pilots 1-2 design choices. Participants’ high accuracy and qualitative feedback confirmed that velocity-synchronized patterns (from Pilot 1) combined with 8-direction texture encoding (from Pilot 2) created coherent tactile experiences matching natural finger pad deformations. This validation enabled us to streamline the formal study by removing temporal parameter comparison tasks from Phase 1 and finalizing the Phase 2 protocol, reducing session time while maintaining focus on questions requiring larger sample sizes.

5.2 Research Questions

We formulated three research questions to guide the formal evaluation:

- **RQ1:** How effectively can TactDeform’s parametric patterns convey geometric and textural information across different interaction contexts?
- **RQ2:** How does TactDeform’s parametric approach shape user exploration behaviors and preferences compared to alternative rendering approaches?
- **RQ3:** How do objects ranging from simple geometric primitives to complex organic shapes reveal TactDeform’s capabilities and limitations?

5.3 Study Design

To address these research questions, we conducted a formal user study (N=24) comprising two phases (Figure 5A). Phase 1 employed controlled tasks to validate the discriminability and effectiveness of our parametric patterns (addressing RQ1). Phase 2 examined naturalistic exploration behaviours with complex 3D geometries, comparing TactDeform against baseline rendering approaches (addressing RQ2 and RQ3).

Participants: We recruited 26 participants (12 women, 14 men, age 18-44) through word of mouth. Participants underwent eligibility screening with the following exclusion criteria: (1) cardiac pacemaker or other implanted electronic medical devices, (2) pregnancy, (3) history of epilepsy or seizures, (4) skin conditions or injuries on the dominant index finger that could interfere with electrode placement, (5) peripheral neuropathy or reduced tactile sensitivity in the hands, and (6) severe motion sickness or vestibular disorders that could be triggered by VR. These criteria align with established safety protocols for electro-tactile stimulation [19] and VR studies [48]. Participant’s prior experience varied: 18 had used VR before (13 rarely, 3 monthly, 2 weekly, primarily for gaming), 19 had haptic device experience, and 6 had used electro-tactile devices,

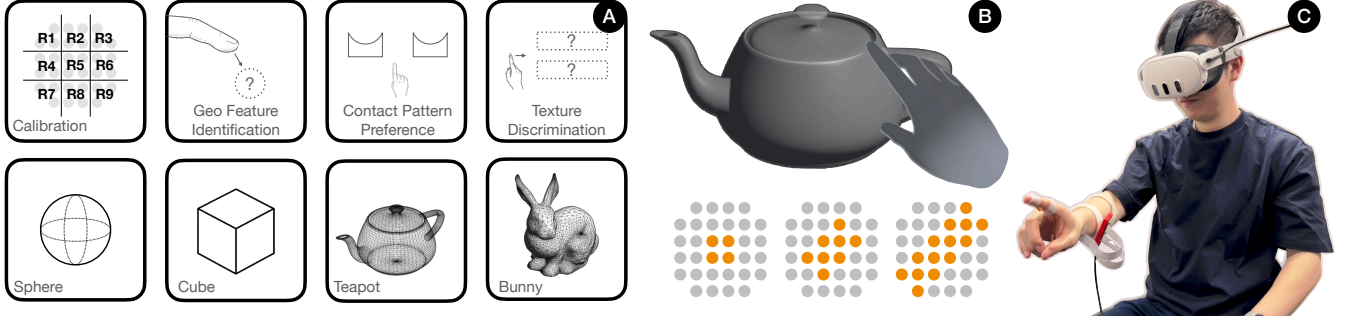


Figure 5: User Study Design Overview. (A) Overview of the two-phase study procedure, validating TactDeform’s concept through controlled tasks (Phase 1) and free exploration (Phase 2). (B) Electrode activation patterns showing how TactDeform renders different geometric features through spatial stimulation on the 32-electrode array. (C) A participant experiencing TactDeform during the study, wearing the Meta Quest 3 HMD with the finger-worn tactile interface attached to their index finger.

with only 1 having combined electro-tactile-VR experience. Two participants were excluded from analysis: P06 due to performance significantly below chance level in geometric feature identification (0.238 vs. 0.333 chance) and texture discrimination (0.5 vs. 0.5 chance), and P08 due to incomplete study completion. This resulted in 24 participants for analysis (12 women, 12 men). The study was approved by the university ethics committee (2024/HE001103).

Apparatus: The study used the TactDeform implementation described in Section 4, with the finger-worn interface attached to participants’ dominant index finger (Figure 5C). The study was conducted in a controlled lab environment.

Procedure: The complete session lasted approximately 2.5 hours, including 15 minutes of introduction, 30 minutes of calibration, and the remaining time for experimental tasks. Participants remained seated throughout. Instructions were standardized, with no specific guidance about exploration strategies. Unlike prior electro-tactile studies that require training sessions [53, 54], we provided no practice trials or training sessions to assess whether our patterns are intuitively interpretable. Participants could request breaks between tasks. No compensation was provided.

Calibration: Calibration of electro-tactile feedback interfaces needs careful attention when used in spatial rendering applications due to individual differences in skin properties and nerve sensitivity at different locations lead to variability in perceptual thresholds [9, 50]. Following established protocols [19], we calibrated pulse amplitudes before each user study session. Pulse amplitude was the only parameter calibrated for individual participants. All other electro-tactile parameters, including pulse width, frequency, and inter-channel discharge interval, remained constant across all studies as specified in Section 4.1. To reduce the time consumed to calibrate all 32 electrode locations, the 32 electrodes were grouped into 9 regions (Figure 5A1) for regional calibration. Starting from the centre region, pulse amplitude was gradually increased until participants experienced discomfort, then decreased until they perceived clear, pain-free stimulation. The remaining regions were matched to the centre’s perceived intensity to ensure a consistent sensation across the finger pad. Finally, all regions were activated simultaneously for global adjustment. No study patterns were revealed during calibration.

5.4 Phase 1: Pattern Validation

Phase 1 comprised three tasks (Figure 5A) validating the spatio-temporal patterns used in Phase 2’s free exploration. Tasks followed a fixed sequence matching natural VR interaction progression: approaching objects, maintaining contact, then sliding across surfaces. The tasks design and procedure are inspired by existing haptic perception study [4, 18].

Phase 1 specifically addressed research question RQ1. We further break down this research question into three areas: geometric feature discrimination during approaching interactions (RQ1a), pattern preferences during sustained contact (RQ1b), and texture discrimination during sliding interactions (RQ1c).

Post-Task Interviews: After each task, we conducted semi-structured interviews to gather qualitative feedback. Following established practices [12, 15, 23, 52], we evaluated participants’ subjective experiences, which is an effective approach for investigating haptic experiences that are difficult to assess through other methods [51]. All interviews were audio-recorded and transcribed.

5.4.1 Task 1: Geometric Feature Identification. **Goal:** Validate users’ ability to distinguish geometric features through parametric deformation patterns during approaching interactions (RQ1a). **Setup:** Participants faced an invisible virtual object positioned 45cm away and 20cm below eye level, touchable within a 5cm radius sphere. A visual indicator marked the location, disappearing when the finger approached within 8cm to eliminate visual bias. **Procedure:** Using 3-alternative forced choice (3AFC), participants identified “Which geometric feature do you perceive?” with options: face, edge, or corner. To experience the approaching context, participants started beyond 8cm and approached the invisible object. The geometric feature was always tangent to the index finger, eliminating position confounds. Participants could approach multiple times without time limits but had to withdraw beyond 8cm between approaches. **Parametric Patterns:** The system delivered deformation-emulating patterns as described in Section 3 and shown in Figure 1.1: face patterns used diverging rings expanding from the finger pad centre, edge patterns employed directional linear stimulation, and corner patterns created concentrated point stimulation. **Conditions:** 21 trials with 7 repetitions each of face, edge, and corner patterns,

randomized. Edge patterns included 4 orientations (horizontal, vertical, diagonal slopes); to balance the design, three edge orientations were presented twice and one orientation was presented once per session, with the single-presentation orientation randomized across participants. Face and corner patterns used single parametric representations. **Measures:** 3AFC responses, confidence ratings (5-point Likert), approaching counts, and trial duration.

5.4.2 Task 2: Contact Pattern Preference. **Goal:** Understand preferences for orientation-specific versus uniform patterns during contact interactions (RQ1b). **Setup:** Two visible objects (20×5×5cm) were placed 40cm away and 20cm below eye level, with one 20cm left and the other 20cm right of the centre eye position. One delivered orientation-specific patterns adapting to contact angle, the other provided uniform stimulation. **Procedure:** Participants freely explored both objects through stationary contact. Stimulation occurred only when the finger pad remained stationary; movement immediately stopped stimulation. After exploration, participants answered “Which tactile feedback feels better?” (2AFC) with confidence rating. **Parametric Patterns:** The orientation-specific object implemented four parametric levels (steep left, shallow left, shallow right, steep right) as shown in Figure 1.2, shifting stimulation across the finger pad to emulate natural contact deformation at different angles. **Conditions:** 14 trials with counterbalanced pattern-to-position assignment and randomized trial order. **Measures:** 2AFC responses, confidence ratings, interaction angles, interaction counts/durations, and trial duration.

5.4.3 Task 3: Texture Discrimination. **Goal:** Assess texture discrimination through parametric shift mechanisms during sliding interactions (RQ1c). **Setup:** Two invisible surfaces placed 40cm away, one 10cm below and another 25cm below eye level, with 30cm horizontal extent. **Procedure:** Participants selected a surface and moved rightward from start to end. The system delivered patterns only during rightward movement to isolate texture perception. After exploring both surfaces, participants answered “Which surface feels rougher?” (2AFC) with confidence rating. **Parametric Patterns:** Three texture levels through shift parameters as shown in Figure 1.3: Level 1 (smooth) with zero shift, Level 2 (rough) with one electrode spacing shift (2mm), Level 3 (rougher) with two electrode spacing shift (4mm). **Conditions:** 24 trials presenting all level combinations, balanced for pairing and position. **Measures:** 2AFC responses, confidence ratings, interaction counts, and trial duration.

5.5 Phase 2: Free 3D Geometry Exploration

Goal: Phase 2 investigates how users respond to TactDeform’s parametric approach compared to alternative rendering approaches, and objects of varying complexity, during unconstrained exploration, examining exploration behaviors and preferences (RQ2), and how objects ranging from simple to complex shapes reveal TactDeform’s capabilities (RQ3).

Tactile Rendering Approaches: The phase compared three tactile rendering approaches representing different levels of sophistication in spatial and temporal feedback:

- **Uniform Activation (UA):** Uniform electrode activation when finger enters object boundary. UA represents the simplest binary feedback approach common in vibrotactile systems, where contact triggers uniform stimulation regardless of geometric features or interaction context.
- **Contact-Area Mapping (CAM):** Individual electrode activation based on localized contact detection. This baseline represents direct spatial mapping approaches used in current electro-tactile interfaces [15, 59], where stimulation directly corresponds to contact area without temporal dynamics or contextual adaptation.
- **TactDeform:** Full parametric system with dual-context approach (interaction and geometric contexts) emulating finger pad deformations. This approach adds spatio-temporal patterns and context-aware adaptation to evaluate the contribution of parametric deformation emulation.

Objects: Four objects with increasing geometric complexity: sphere, cube, teapot, and bunny (20×20×20cm bounding dimensions) as shown in Figure 5A, representing progression from simple primitives to complex organic forms.

Procedure: Participants freely explored each object with each rendering approach (12 trials total), with counterbalanced ordering. Participants were encouraged to think aloud during exploration and had unlimited time and interaction freedom to explore each virtual object.

Post-Phase Interview: Semi-structured interviews were conducted to gain knowledge about the experiences with the three different tactile feedback approaches across object types and exploration strategies. Phase 2 exploration and post-phase interviews were audio recorded.

6 Results

This section presents the results from our two-phase empirical evaluation of TactDeform with 24 participants. Phase 1 validated the fundamental parametric patterns through three controlled tasks (RQ1a-c), while Phase 2 examined naturalistic exploration with complex 3D geometries (RQ2, RQ3).

All statistical analyses were conducted using Python (version 3.13.2) with statsmodels and pingouin packages. We employed repeated measures ANOVA for within-subjects comparisons, accounting for the fact that each participant experienced all conditions. Post hoc pairwise comparisons used Tukey HSD correction for multiple comparisons. Statistical significance was set at $\alpha = 0.05$, with Bonferroni correction applied where appropriate for multiple factor comparisons. Qualitative data were analyzed using reflexive thematic analysis [5], with two researchers independently coding transcribed interviews to ensure reliability.

6.1 Phase 1: Validating Parametric Patterns

Phase 1 systematically evaluated the core parametric design principles underlying TactDeform’s tactile rendering approach across three interaction contexts: Approaching (Task 1, Section 6.2), Contact (Task 2, Section 6.3), and Sliding (Task 3, Section 6.4). Addressing RQ1: How effectively can TactDeform’s parametric patterns convey geometric and textural information across different interaction contexts? Each task presents quantitative results, qualitative

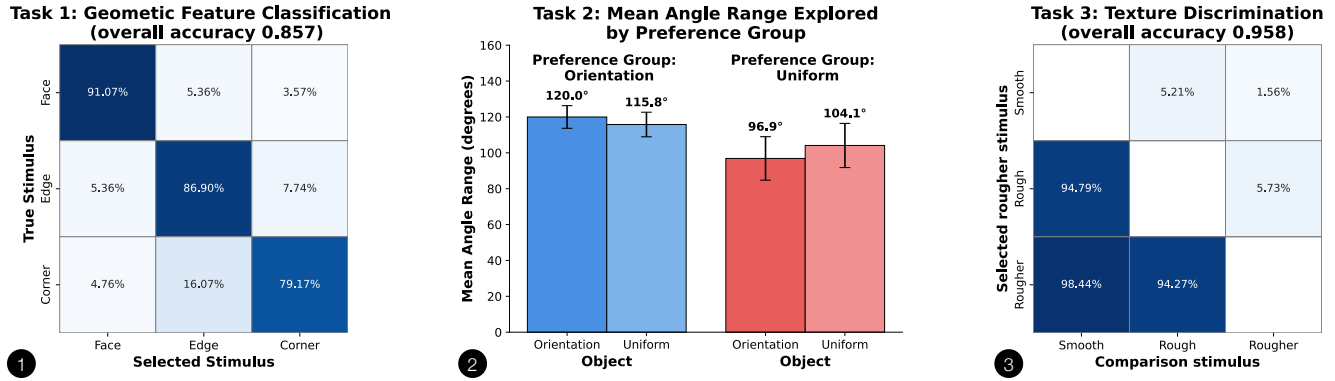


Figure 6: Phase 1 Results. (1) Confusion matrix for Task 1 geometric feature classification. Participants classified haptic stimuli into Face, Edge, or Corner categories. Values show the percentage of trials where the true stimulus (row) was classified as the selected category (column). Overall accuracy was 0.857 across all participants. (2) Mean angle range explored by preference groups in Task 2. Participants were categorized into Orientation-preference and Uniform-preference groups based on their preferred patterns. Bars show mean angle range (in degrees) with standard error for each group-object combination. Blue bars represent the Orientation group, pink bars represent the Uniform group. (3) Pairwise preference matrix for Task 3 texture discrimination. The matrix shows the probability that the row stimulus was chosen as rougher than the column stimulus. Stimuli are ordered by increasing roughness: Lv1 *Smooth*, Lv2 *Rough*, Lv3 *Rougher*. Values represent percentages with overall accuracy of 0.958.

insights from user interviews, and targeted discussions of implications for parametric tactile design.

6.2 Task 1: Geometric Feature Recognition (RQ1a)

We evaluated TactDeform’s ability to convey geometric features (faces, edges, corners) through parametric patterns during approaching interactions, addressing RQ1a. For detailed protocol and setup, see Section 5.4.1.

6.2.1 Quantitative Results: Participants achieved high overall accuracy in geometric feature recognition ($M = 85.71\%$, $SD = 10.41\%$, $N = 24$). A repeated measures ANOVA found significant differences between feature types ($F(2, 46) = 3.64$, $p = .031$, $\eta_p^2 = .16$). Descriptively, faces showed the highest mean accuracy ($M = 91.07\%$, $SD = 12.51\%$), followed by edges ($M = 86.90\%$, $SD = 13.92\%$), and corners ($M = 79.17\%$, $SD = 19.30\%$) as shown in Figure 6.1. The lower accuracy for corners suggests potential for improving the parametric representation of concentrated point features.

Exploration behavior aligns with the accuracy, varied by feature, with corners requiring more replays, i.e., approaching interaction ($M = 5.12$, $SD = 3.21$) than edges ($M = 4.48$, $SD = 2.87$, $p = .012$) or faces ($M = 3.57$, $SD = 2.41$, $p < .001$). Accuracy showed a weak ($r = .192$) but significant learning effect across trials ($p < .001$), increasing from 75.0% in early trials to 89.9% in later trials. Confidence ratings ($M = 4.04$, $SD = 0.65$ on a 5-point scale) correlated moderately with accuracy ($r = .267$, $p < .001$).

6.2.2 Qualitative Insights: Participants consistently adopted spatial categorization strategies without instruction, describing edges as “lines,” corners as “points,” and faces as “broad areas” across interviews. Participants explicitly noted the learning process: “first 3 tasks... pretty much guessing... then I knew the pattern” (P03) and

“after 5 to 6 times I learned how to distinguish” (P12), indicating that parametric patterns align with natural tactile processing strategies.

6.3 Task 2: Contact Pattern Preference (RQ1b)

This task evaluated which contact pattern approach (orientation-specific versus uniform) better supports stationary interaction, as measured by user preferences, addressing RQ1b. For detailed protocol and setup, see Section 5.4.2.

6.3.1 Quantitative Results. Participants exhibited different preference distribution: 14 out of 24 participants (58.3%) strongly preferred orientation-specific patterns (selecting $\geq 70\%$ of the orientation-specific patterns), while 41.7% (10/24) strongly preferred uniform patterns (selecting $\geq 70\%$ of the uniform patterns). Remarkably, no participants exhibited mixed preferences (31–69% range), suggesting fundamentally distinct tactile processing strategies rather than a preference continuum.

Analysis of preference groups revealed that participants who prefer orientation-specific patterns exhibited wider angular exploration regardless of object type (orientation: $M = 120.0^\circ$, uniform: $M = 115.8^\circ$) compared to participants who prefer uniform patterns (orientation: $M = 96.9^\circ$, uniform: $M = 104.1^\circ$) as shown in Figure 6.2. The difference was most pronounced for orientation objects (23.1° difference, $p = .081$, $d = 0.76$). Within-group comparisons showed no significant preference-based modulation of exploration (both $p > .27$), suggesting that stated preferences reflect perceptual quality judgments rather than behavioural engagement patterns.

6.3.2 Qualitative Insights. Interview analysis validated this further; it revealed two contrasting judgment strategies. 11 out of 24 participants preferred the object that provides a stronger sensation; they consistently select “the stronger one” for clarity (P03) or seek “stronger intensity in general” (P09). In contrast, 11 out of 24

participants valued spatial specificity, linking localized activation to realism: *“only the left side is vibrating... more natural”* (P02) and *“just turn on the contacted surface is more realistic”* (P10). Three participants discovered the orientation-specific system’s capabilities during exploration, shifting from passive reception to active investigation, exemplified by P02’s evolution from preferring *“strong stimulation”* to *“changing stimulation [that] would actually suit the surface more.”* Both qualitative and quantitative results indicate two distinct user populations with different haptic judgment methods, suggesting that adaptive or customizable tactile rendering systems may better accommodate individual differences, aligning with the recent research [24].

6.4 Task 3: Texture Discrimination (RQ1c)

Task 3 evaluated TactDeform’s ability to render distinguishable texture levels (smooth, rough, rougher) through parametric shifting patterns during sliding interactions, addressing RQ1c. For detailed protocol and setup, see Section 5.4.3.

6.4.1 Quantitative Results. Texture discrimination achieved high accuracy overall ($M = 95.83\%$, $SD = 5.07\%$, $N = 24$) (Figure 6.3). Mean accuracy ranged from 94.27% (rough vs rougher) to 98.44% (smooth vs rougher), though these descriptive differences were not statistically significant ($F(2, 46) = 1.80$, $p = .174$), suggesting near-ceiling performance across all texture pairs.

Participants demonstrated strong awareness of the texture. Confidence ratings strongly predicted actual performance, both at the trial level (correct trials: $M = 4.14$ vs incorrect: $M = 3.39$; $t(574) = 6.22$, $p < .001$, $d = 1.08$) and individual level ($r = .748$, $p < .001$). This awareness manifested behaviorally through adaptive sampling: participants averaged 2.41 replays per trial, but adjusted their exploration based on difficulty. The challenging rough vs rougher comparison required significantly more replays (2.82) than the easier smooth vs rougher comparison (1.87; $U = 11096.5$, $p < .001$), with replay counts inversely correlating with confidence ($r = -.469$, $p < .001$), indicating genuine perceptual understanding rather than guessing strategies.

6.4.2 Qualitative Insights. Participants spontaneously developed multi-dimensional spatial-temporal exploration strategies for texture perception, naturally decoding TactDeform’s parametric shift mechanism through coordinated perceptual channels. Most participants simultaneously integrated temporal patterns (54% describing *“alternations”* or *“wave-like patterns”*) and spatial coverage variations (50% noting *“different points of my finger”* activation). Participants described the perceived texture as material metaphors: *“concrete with tiny rocks”* (P03) for roughest surfaces, *“sparkling bubbles popping”* (P12) for medium roughness, and *“table surface”* (P13) for smooth textures. Multiple participants independently found that movement speed modulated perception clarity (*“I can feel it more clearly if I go slower,”* P14), revealing how users naturally optimize exploration strategies through our parametric shift mechanism.

6.5 Phase 2: Free Exploration with Complex Geometries (RQ2, RQ3)

Phase 2 evaluated how TactDeform’s parametric approach supports natural exploration compared to baseline rendering approaches

(Uniform Activation, Contact-Area Mapping) across objects of increasing geometric complexity (sphere, cube, teapot, bunny). This phase addressed RQ2 (how TactDeform’s parametric approach shapes user exploration behaviours and preferences compared to alternative rendering approaches) and RQ3 (how objects ranging from simple geometric primitives to complex organic shapes reveal TactDeform’s capabilities and limitations). For rendering approach description, detailed protocol and setup, see Section 5.5.

We analysed 288 interactions from 24 participants exploring four objects with three rendering approaches, using think-aloud protocols and semi-structured interviews to identify preferences and exploration strategies.

6.5.1 Rendering Approach Comparison (RQ2). Participants’ preferences revealed clear patterns across rendering approaches. No participants preferred UA, with participants describing it as *“general feedback”* (P21) that was *“not matching to the visual cue”* (P21), and it was explicitly rejected by 58% of participants (14/24), who characterized its uniform activation as *“always-on,” “same everywhere,”* with *“no distinction.”* This indicates that the lack of spatial characteristics affected the interactions.

Between spatially-selective approaches, two-thirds (16/24) preferred TactDeform’s surface rendering while the remainder (8/24) favoured CAM’s continuous volume feedback. This split revealed two distinct interaction strategies. Participants prefer CAM explore the feedback at boundaries, they poke in and out repeatedly and slowly, doing approaching interaction, as P03 noted: *“I only feel it when I touch the surface... makes me feel more like I’m touching an object.”* In contrast, navigation-oriented users valued continuous spatial awareness, they trace the object by sliding on the object surface, textures are then rendered by TactDeform.

These preferences manifested in different exploration behaviours. More than half of participants (58%, 14/24) explicitly evaluated systems based on edge and corner clarity, deliberately seeking *“line-like”* and *“point-like”* sensations to verify rendering quality. TactDeform consistently received praise for crisp feature transitions, with P11 noting it *“exactly reflect[s] the objects... face or the corners,”* while CAM required slower, more deliberate movements to perceive area-based changes. UA provided no geometric information: *“The face edge and corner all feels the same”* (P25).

6.5.2 Object Complexity Effects (RQ3). The four objects served as progressive diagnostic tools. The sphere’s uniform curvature provided a baseline where all approaches converged to basic contact detection: *“For the sphere... I don’t feel a big difference between the 3 conditions”* (P01).

The cube emerged as the canonical test for geometric feature sensitivity, with 58% of participants (14/24) systematically probing for edges and corners. Performance separated clearly: TactDeform delivered distinct face/edge/corner transitions, CAM provided area-based differentiation, while UA failed completely.

The teapot revealed differential performance on fine features. With UA, participants could not perceive detailed structures: *“I couldn’t feel the tip of the spout”* (P05), as uniform activation provided no spatial differentiation. TactDeform and CAM conveyed major edges like the rim and handle, though the entire spout structure remained challenging across all approaches.

The bunny generated the most differentiated responses through its textured surface. TactDeform’s parametric texture rendering, the only textured object, was recognized by 54% of participants (13/24): “a furry bunny” (P25), “in some moment I can really feel I am touching a bunny” (P26). UA remained uniformly uninformative.

7 Discussion

Our evaluation of TactDeform reveals several broader takeaways that extend beyond the immediate findings to inform the future of haptic interface design and electro-tactile feedback systems.

This work demonstrates that parametric approaches to tactile rendering can successfully bridge the gap of physically restricted kinaesthetic feedback devices and perceptual fidelity. By encoding geometric feature and texture properties through electro-tactile patterns, TactDeform validates a principled approach to haptic design that moves beyond ad hoc pattern generation [3, 61]. The adoption of spatial context-based classification strategies across participants suggests that our parametric encoding aligns with fundamental perceptual mechanisms, providing a theoretical foundation for future haptic rendering systems [32, 36].

The geometric feature recognition results (Task 1, 85.71% accuracy) validate that our parametric patterns can effectively convey fundamental spatial properties during approaching interactions. The performance hierarchy, faces (91.07%) > edges (86.90%) > corners (79.17%), reveals an important design consideration: while broader spatial patterns are immediately intuitive, concentrated point features require more refined parametric representations. The spontaneous emergence of spatial categorization strategies across all participants, who consistently described features as “broad areas,” “lines,” and “points” without instruction, demonstrates that our deformation-to-stimulation mapping aligns with natural tactile processing mechanisms [18]. The significant learning effect (75.0% to 89.9% across trials) combined with moderate confidence-accuracy correlation ($r = .267$) suggests that parametric patterns support rapid perceptual learning, enabling users to develop genuine spatial understanding rather than memorizing arbitrary mappings. This finding is particularly important for practical applications, as it indicates that TactDeform’s approach requires minimal training while maintaining interpretability, which is important for real-world deployment in VR environments.

The exceptional texture discrimination accuracy (95.83%) validates TactDeform’s parametric shift mechanism as an effective approach for conveying surface properties through electro-tactile feedback. The success of this approach stems from leveraging multiple perceptual dimensions, including intensity, temporal patterns, and spatial coverage, rather than a single cue. This is consistent with findings that natural texture perception integrates both spatial and temporal information from mechanoreceptor populations [65].

Furthermore, the consistent emergence of individual differences across tasks, such as different contact pattern preferences and diverse face perception profiles, aligns with the idea that effective haptic interfaces should provide customized experiences [24]. Rather than viewing these differences as obstacles, our findings suggest they represent design opportunities that systems should accommodate through adaptive rendering approaches [31]. The strong coupling between preferences and exploration behaviors indicates

that these differences reflect genuine perceptual strategies, supporting recent calls for personalized haptic design [46]. This insight has broader implications for the field, suggesting that future haptic systems should prioritize adaptability and user modeling over one-size-fits-all approaches.

These findings have implications for extended reality and accessibility applications. The high accuracy achieved without extensive training (85.7% geometric recognition, 95.8% texture discrimination) suggests potential for accessible interfaces supporting visually impaired users in XR environments [48, 59]. The intuitive nature of parametric patterns, validated through universal spatial extent mapping strategies, indicates that these approaches could provide effective shape communication for users who rely primarily on haptic feedback for spatial understanding.

The feature-sensitive nature of our approach, combined with the progressive complexity effects observed across different object types, also suggests promising applications in medical and industrial training where spatial feature recognition is critical [28, 34]. The ability to emphasize edges, corners, and surface transitions could enhance training for surgical procedures, manufacturing quality control, or architectural design evaluation, where subtle geometric features often carry critical information.

8 Limitations and Future Directions

Our implementation presents several technical constraints that highlight directions for future development. First, we explored only monophasic anodic current; investigating cathodic stimulation could reveal different perceptual qualities or improved comfort profiles. Second, the electrode array’s limited fingertip coverage restricts orientation detection to left-right variations, preventing full 3D orientation-dependent rendering [50]. Finally, our evaluation focused on single-finger interactions, while real-world haptic exploration typically involves multi-finger coordination and bi-manual strategies that could significantly enhance spatial understanding and feature detection [16, 45, 58].

The geometric scope of our evaluation, while systematically varied in complexity from simple primitives to organic forms, represents only a limited subset of real-world shapes and interaction scenarios. Future research should evaluate performance across broader geometric categories, including deformable objects, moving targets, and environments with multiple simultaneous objects. The fine details limitations revealed by complex objects like the teapot and bunny highlight the need for more sophisticated inside-outside classification algorithms handling negative space effectively.

Perhaps most promising for future development is the potential for dynamic rendering systems that intelligently adapt based on real-time exploration context. Our interaction distance and movement findings suggest that systems could monitor finger position, movement velocity, and contact duration to optimize rendering approaches dynamically, providing the right type of feedback at the right moment while accommodating individual exploration preferences and task-specific requirements. Such systems could dynamically transition between contact-based rendering when users employ finger pad contact for surface exploration and context-based rendering when using fingertip edges for boundary detection, while adapting to in-and-out movements during boundary exploration to

provide optimal spatial feedback that maximizes both geometric understanding and individual user preferences.

Finally, future work should investigate how parametric tactile patterns integrate with other haptic modalities and sensory channels in realistic application contexts. Cross-modal integration with force feedback, vibrotactile systems, and visual-auditory information remains largely unexplored, yet understanding these interactions is crucial for deploying haptic systems in complex environments where tactile feedback competes with other sensory modalities for user attention [47, 73].

9 Conclusion

We presented TactDeform, a parametric approach for rendering spatio-temporal electro-tactile patterns that emulate natural finger pad deformations during 3D geometry exploration in virtual reality. By dynamically adapting patterns to both interaction contexts (approaching, contact, sliding) and geometric contexts (features and textures), TactDeform demonstrates that electro-tactile feedback alone can convey fine-grained spatial characteristics, without requiring force feedback apparatus, enabling large exploration range without physical constraints. Our user study (N=24) validates this approach through high geometric feature identification (85.7% accuracy) and texture discrimination (95.8% accuracy), establishing that parametric encoding of deformation signatures effectively conveys rich geometric and textural information through electro-tactile stimulation. Beyond these quantitative results, our findings reveal important qualitative insights: 58% of participants spontaneously developed edge-probing exploration strategies, and individual differences in tactile processing emerged naturally, indicating that our deformation-based encoding aligns with natural perception mechanisms while highlighting the need for adaptive haptic system design. The parametric principles underlying TactDeform extend beyond electro-tactile interfaces, as the deformation-emulation concept applies to other haptic modalities including high-density vibrotactile arrays and multi-finger interfaces, where understanding characteristic deformation patterns can inform rendering strategies. With broad implications spanning medical training, accessibility technologies, and interactive VR experiences, TactDeform advances tactile rendering from uniform contact detection toward feature-sensitive spatial feedback. We provide an open-source implementation to facilitate adoption and enable future research building on these parametric principles. TactDeform establishes a foundation for virtual environments that provide the rich tactile understanding essential for realistic object exploration and manipulation.

Acknowledgments

This work was supported by the Australian Government's National Health and Medical Research Council (NHMRC) under the 2022 Ideas Grant (Grant No. 2021183). Dr. Withana is a recipient of an Australian Research Council Discovery Early Career Researcher Award (DECRA) - DE200100479 funded by the Australian Government. We extend our gratitude to all user study participants for their valuable time and contributions. Additionally, we appreciate the members of the AID-LAB for their insightful feedback and support.

References

- [1] Albert J. Banes, Mari Tsuzaki, Juro Yamamoto, Brian Brigman, Thomas Fischer, Thomas Brown, and Larry Miller. 1995. Mechanoreception at the cellular level: the detection, interpretation, and diversity of responses to mechanical signals. *Biochemistry and Cell Biology* 73, 7-8 (July 1995), 349–365. doi:10.1139/o95-043 Publisher: NRC Research Press.
- [2] Cagatay Basdogan, Frederic Giraud, Vincent Levesque, and Seungmoon Choi. 2020. A Review of Surface Haptics: Enabling Tactile Effects on Touch Surfaces. *IEEE Transactions on Haptics* 13, 3 (July 2020), 450–470. doi:10.1109/TOH.2020.2990712 Conference Name: IEEE Transactions on Haptics.
- [3] Olivier Bau, Ivan Poupyrev, Ali Israr, and Chris Harrison. 2010. TeslaTouch: electrovibration for touch surfaces. In *Proceedings of the 23rd annual ACM symposium on User interface software and technology (UIST '10)*. Association for Computing Machinery, New York, NY, USA, 283–292. doi:10.1145/1866029.1866074
- [4] S. J. Bensmaia, S. S., Denchev, P. V., Killebrew, J. H., and J. C. Craig. 2008. The tactile perception of stimulus orientation. *Somatosensory & Motor Research* 25, 1 (Jan. 2008), 49–59. doi:10.1080/08990220701830662 Publisher: Taylor & Francis _eprint: <https://doi.org/10.1080/08990220701830662>.
- [5] Virginia Braun and Victoria Clarke. 2006. Using thematic analysis in psychology. *Qualitative Research in Psychology* 3, 2 (Jan. 2006), 77–101. doi:10.1191/1478088706qp0630a Publisher: Routledge _eprint: <https://doi.org/10.1191/1478088706qp0630a>.
- [6] Pratheep Kumar Chelladurai, Ziming Li, Maximilian Weber, Tae Oh, and Roshan L. Peiris. 2024. SoundHapticVR: Head-Based Spatial Haptic Feedback for Accessible Sounds in Virtual Reality for Deaf and Hard of Hearing Users. In *Proceedings of the 26th International ACM SIGACCESS Conference on Computers and Accessibility (ASSETS '24)*. Association for Computing Machinery, New York, NY, USA, 1–17. doi:10.1145/3663548.3675639
- [7] Mantas Cibulskis, Difeng Yu, Erik Skjoldan Mortensen, Waseem Hassan, Mark Schram Christensen, and Joanna Bergström. 2025. Tendon Vibration for Creating Movement Illusions in Virtual Reality. In *Proceedings of the 2025 CHI Conference on Human Factors in Computing Systems (CHI '25)*. Association for Computing Machinery, New York, NY, USA, 1–16. doi:10.1145/3706598.3714003
- [8] Yihao Dong, Pamuditha Somarathne, Craig T Jin, Juno Kim, Andrea Bianchi, and Anusha Withana. 2025. Just Before Touch: Manipulating Perceived Haptic Sensations through Proactive Vibrotactile Cues in Virtual Reality. In *Proceedings of the Augmented Humans International Conference 2025 (AHs '25)*. Association for Computing Machinery, New York, NY, USA, 79–91. doi:10.1145/3745900.3746097
- [9] Tim Duenste, Dennis Stanke, Moritz Klose, Benjamin Simon, Ibraheem Al-Azzawi, and Michael Rohs. 2024. Shock Me The Way: Directional Electrotactile Feedback under the Smartwatch as a Navigation Aid for Cyclists. *Proc. ACM Hum.-Comput. Interact.* 8, MCHI (Sept. 2024), 274:1–274:25. doi:10.1145/3676521
- [10] Takahiro Endo, Haruhisa Kawasaki, Tetsuya Mouri, Yasuhiko Ishigure, Hisayuki Shimomura, Masato Matsumura, and Kazumi Koketsu. 2011. Five-Fingered Haptic Interface Robot: HIRO III. *IEEE Transactions on Haptics* 4, 1 (2011), 14–27. doi:10.1109/TOH.2010.62
- [11] Martin Feick, Cihan Biyikli, Kiran Gani, Anton Wittig, Anthony Tang, and Antonio Krüger. 2023. VoxelHap: A Toolkit for Constructing Proxies Providing Tactile and Kinesthetic Haptic Feedback in Virtual Reality. In *Proceedings of the 36th Annual ACM Symposium on User Interface Software and Technology (UIST '23)*. Association for Computing Machinery, New York, NY, USA, 1–13. doi:10.1145/3586183.3606722
- [12] Robert M. Friedman, Kim D. Hester, Barry G. Green, and Robert H. LaMotte. 2008. Magnitude estimation of softness. *Experimental Brain Research* 191, 2 (Nov. 2008), 133–142. doi:10.1007/s00221-008-1507-5
- [13] Michele Germani, Maura Mengoni, and Margherita Peruzzini. 2013. Electro-tactile device for material texture simulation. *The International Journal of Advanced Manufacturing Technology* 68 (2013), 2185–2203. <https://doi.org/10.1007/s00170-013-4832-1>
- [14] Chutian Jiang, Yinan Fan, Junan Xie, Emily Kuang, Kaihao Zhang, and Mingming Fan. 2024. Designing Unobtrusive Modulated Electrotactile Feedback on Fingertip Edge to Assist Blind and Low Vision (BLV) People in Comprehending Charts. In *Proceedings of the 2024 CHI Conference on Human Factors in Computing Systems (CHI '24)*. Association for Computing Machinery, New York, NY, USA, 1–20. doi:10.1145/3613904.3642546
- [15] Arata Jingu, Nihar Sabnis, Paul Strohmeier, and Jürgen Steimle. 2024. Shaping Compliance: Inducing Haptic Illusion of Compliance in Different Shapes with Electrotactile Grains. In *Proceedings of the CHI Conference on Human Factors in Computing Systems (Honolulu, HI, USA) (CHI '24)*. Association for Computing Machinery, New York, NY, USA, Article 432, 13 pages. doi:10.1145/3613904.3641907
- [16] Arata Jingu, Anusha Withana, and Jürgen Steimle. 2023. Double-Sided Tactile Interactions for Grasping in Virtual Reality. In *Proceedings of the 36th Annual ACM Symposium on User Interface Software and Technology (UIST '23)*. Association for Computing Machinery, New York, NY, USA, 1–11. doi:10.1145/3586183.3606798
- [17] Roland S. Johansson and J. Randall Flanagan. 2009. Coding and use of tactile signals from the fingertips in object manipulation tasks. *10*, 5 (2009), 345–359.

- doi:10.1038/nrn2621 Publisher: Nature Publishing Group.
- [18] Lynette A. Jones and Hong Z. Tan. 2013. Application of Psychophysical Techniques to Haptic Research. *IEEE Transactions on Haptics* 6, 3 (July 2013), 268–284. doi:10.1109/TOH.2012.74 Conference Name: IEEE Transactions on Haptics.
 - [19] Hiroyuki Kajimoto. 2016. Electro-tactile Display: Principle and Hardware. In *Pervasive Haptics: Science, Design, and Application*, Hiroyuki Kajimoto, Satoshi Saga, and Masashi Konyo (Eds.). Springer Japan, Tokyo, 79–96. doi:10.1007/978-4-431-55772-2_5
 - [20] Hiroyuki Kajimoto, Naoki Kawakami, T Maeda, and S Tachi. 2004. Electro-tactile display with tactile primary color approach. *Graduate School of Information and Technology, The University of Tokyo* (2004). <http://www.files.tachilab.org/publications/intconf2000/kajimoto200410IROS.pdf>
 - [21] H. Kajimoto, N. Kawakami, S. Tachi, and M. Inami. 2004. SmartTouch: electric skin to touch the untouchable. *IEEE Computer Graphics and Applications* 24, 1 (2004), 36–43. doi:10.1109/MCG.2004.1255807
 - [22] Christopher Katins, Jannis Strecker, Jan Hinrichs, Pascal Knierim, Bastian Pfleging, and Thomas Kosch. 2025. Ad-Blocked Reality: Evaluating User Perceptions of Content Blocking Concepts Using Extended Reality. In *Proceedings of the 2025 CHI Conference on Human Factors in Computing Systems (CHI '25)*. Association for Computing Machinery, New York, NY, USA, 1–18. doi:10.1145/3706598.3713230
 - [23] Johan Kildal. 2010. 3D-press: haptic illusion of compliance when pressing on a rigid surface. doi:10.1145/1891903.1891931 Pages: Article 21 Type: Conference Paper.
 - [24] Erin Kim and Oliver Schneider. 2020. Defining Haptic Experience: Foundations for Understanding, Communicating, and Evaluating HX. In *Proceedings of the 2020 CHI Conference on Human Factors in Computing Systems (CHI '20)*. Association for Computing Machinery, New York, NY, USA, 1–13. doi:10.1145/3313831.3376280
 - [25] Seung-Chan Kim, Ali Israr, and Ivan Poupyrev. 2013. Tactile rendering of 3D features on touch surfaces. In *Proceedings of the 26th annual ACM symposium on User interface software and technology (UIST '13)*. Association for Computing Machinery, New York, NY, USA, 531–538. doi:10.1145/2501988.2502020
 - [26] Yeonsu Kim, Jisu Yim, Kyunghwan Kim, Yohan Yun, and Geehyuk Lee. 2024. Pro-Tact: Hierarchical Synthesis of Proprioception and Tactile Exploration for Eyes-Free Ray Pointing on Out-of-View VR Menus. In *Proceedings of the 37th Annual ACM Symposium on User Interface Software and Technology (UIST '24)*. Association for Computing Machinery, New York, NY, USA, 1–11. doi:10.1145/3654777.3676324
 - [27] Jungeun Lee, Minha Jeon, Jinyoung Lee, Seungmoon Choi, and Seungjae Oh. 2025. SkinHaptics: Exploring Skin Softness Perception and Virtual Body Embodiment Techniques to Enhance Self-Haptic Interactions. In *Proceedings of the 2025 CHI Conference on Human Factors in Computing Systems (CHI '25)*. Association for Computing Machinery, New York, NY, USA, 1–18. doi:10.1145/3706598.3713891
 - [28] Arnaud Lelevé, Troy McDaniel, and Carlos Rossa. 2020. Haptic Training Simulation. *Frontiers in Virtual Reality* 1 (July 2020). doi:10.3389/frvir.2020.00003 Publisher: Frontiers.
 - [29] Tinghui Li, Eduardo Velloso, Anusha Withana, and Zhanna Sarsenbayeva. 2025. Estimating the Effects of Encumbrance and Walking on Mixed Reality Interaction. In *Proceedings of the 2025 CHI Conference on Human Factors in Computing Systems (CHI '25)*. Association for Computing Machinery, New York, NY, USA, 1–24. doi:10.1145/3706598.3713492
 - [30] Hongnan Lin, Lei Gao, Shengsheng Jiang, Hongyu Yue, Ziyi Fu, Jinyi Luo, Chengxiao Wu, Teng Han, Feng Tian, and Sriram Subramanian. 2025. Slip-Grip: An Electrotactile Method to Simulate Weight. In *Proceedings of the 2025 CHI Conference on Human Factors in Computing Systems (CHI '25)*. Association for Computing Machinery, New York, NY, USA, 1–14. doi:10.1145/3706598.3713361
 - [31] Monica Malvezzi, Francesco Chinello, Domenico Prattichizzo, and Claudio Pacchierotti. 2021. Design of Personalized Wearable Haptic Interfaces to Account for Fingertip Size and shape. *IEEE Transactions on Haptics* 14, 2 (April 2021), 266–272. doi:10.1109/TOH.2021.3076106
 - [32] Katerina Mania, Shahrul Badariah, Matthew Coxon, and Phil Watten. 2010. Cognitive transfer of spatial awareness states from immersive virtual environments to reality. *ACM Trans. Appl. Percept.* 7, 2 (Feb. 2010), 9:1–9:14. doi:10.1145/1670671.1670673
 - [33] Jonatan Martínez, Arturo García, Miguel Oliver, José Pascual Molina, and Pascual González. 2016. Identifying Virtual 3D Geometric Shapes with a Vibrotactile Glove. *IEEE Computer Graphics and Applications* 36, 1 (Jan. 2016), 42–51. doi:10.1109/MCG.2014.81 Conference Name: IEEE Computer Graphics and Applications.
 - [34] Mohammad Motaharifar, Alireza Norouzzadeh, Parisa Abdi, Arash Iranfar, Faraz Lotfi, Behzad Moshiri, Alireza Lashay, Seyed Farzad Mohammadi, and Hamid D. Taghirad. 2021. Applications of Haptic Technology, Virtual Reality, and Artificial Intelligence in Medical Training During the COVID-19 Pandemic. *Frontiers in Robotics and AI* 8 (Aug. 2021). doi:10.3389/frobt.2021.612949 Publisher: Frontiers.
 - [35] Dimmukhammed Mukashev, Nimesha Ranasinghe, and Aditya Shekhar Nittala. 2023. TactTongue: Prototyping ElectroTactile Stimulations on the Tongue. In *Proceedings of the 36th Annual ACM Symposium on User Interface Software and Technology* (San Francisco, CA, USA) (UIST '23). Association for Computing Machinery, New York, NY, USA, Article 105, 14 pages. doi:10.1145/3586183.3606829
 - [36] Shogo Okamoto, Hikaru Nagano, and Yoji Yamada. 2013. Psychophysical Dimensions of Tactile Perception of Textures. *IEEE Transactions on Haptics* 6, 1 (2013), 81–93. doi:10.1109/TOH.2012.32
 - [37] Simone Ooms, Minha Lee, Ekaterina R. Stepanova, Pablo Cesar, and Abdallah El Ali. 2025. Haptic Biosignals Affect Proxemics Toward Virtual Reality Agents. In *Proceedings of the 2025 CHI Conference on Human Factors in Computing Systems (CHI '25)*. Association for Computing Machinery, New York, NY, USA, 1–18. doi:10.1145/3706598.3713231
 - [38] Reza Haghighi Osgouei, Jin Ryong Kim, and Seungmoon Choi. 2017. Improving 3D Shape Recognition with Electrostatic Friction Display. *IEEE Transactions on Haptics* 10, 4 (Oct. 2017), 533–544. doi:10.1109/TOH.2017.2710314 Conference Name: IEEE Transactions on Haptics.
 - [39] Daniel Sutopo Pamungkas and Koren Ward. 2016. Electro-tactile feedback system to enhance virtual reality experience. *International Journal of Computer Theory and Engineering* 8, 6 (2016), 465–470. <https://www.ijcte.org/vol8/1090-E007.pdf>
 - [40] Pranee Bimsara Perera, Ravindu Madhusan Pushpakumara, Hiroyuki Kajimoto, Arata Jingu, Jürgen Steimle, and Anusha Withana. 2025. eTactileKit: A Toolkit for Design Exploration and Rapid Prototyping of Electro-Tactile Interfaces. In *Proceedings of the 38th Annual ACM Symposium on User Interface Software and Technology* (New York, NY, USA, 2025-09-27) (UIST '25). Association for Computing Machinery, 1–17. doi:10.1145/3746059.3747796
 - [41] Margherita Peruzzini, Michele Germani, and Maura Mengoni. 2012. Electro-tactile device for texture simulation. In *Proceedings of 2012 IEEE/ASME 8th IEEE/ASME International Conference on Mechatronic and Embedded Systems and Applications*. 178–183. doi:10.1109/MESA.2012.6275558
 - [42] Nina Rosa, Wolfgang Hürst, Wouter Vos, and Peter Werkhoven. 2015. The Influence of Visual Cues on Passive Tactile Sensations in a Multimodal Immersive Virtual Environment. In *Proceedings of the 2015 ACM on International Conference on Multimodal Interaction (ICMI '15)*. Association for Computing Machinery, New York, NY, USA, 327–334. doi:10.1145/2818346.2820744
 - [43] Nihar Sabnis, Maëlle Roche, Dennis Wittchen, Donald Degraen, and Paul Strohmeier. 2025. Motion-Coupled Asymmetric Vibration for Pseudo Force Rendering in Virtual Reality. In *Proceedings of the 2025 CHI Conference on Human Factors in Computing Systems (CHI '25)*. Association for Computing Machinery, New York, NY, USA, 1–22. doi:10.1145/3706598.3713358
 - [44] Taiga Saito, Takumi Hamazaki, Seitaro Kaneko, and Hiroyuki Kajimoto. 2023. Coldness Presentation to Ventral Forearm using Electrical Stimulation with Elastic Gel and Anesthetic Cream. In *Proceedings of the Augmented Humans International Conference 2023* (Glasgow, United Kingdom) (AHs '23). Association for Computing Machinery, New York, NY, USA, 46–54. doi:10.1145/3582700.3582713
 - [45] Samuel B. Schorr and Allison M. Okamura. 2017. Fingertip Tactile Devices for Virtual Object Manipulation and Exploration. In *Proceedings of the 2017 CHI Conference on Human Factors in Computing Systems (CHI '17)*. Association for Computing Machinery, New York, NY, USA, 3115–3119. doi:10.1145/3025453.3025744
 - [46] Hasti Seifi and Karon E. MacLean. 2017. Exploiting haptic facets: Users' sense-making schemas as a path to design and personalization of experience. *International Journal of Human-Computer Studies* 107 (Nov. 2017), 38–61. doi:10.1016/j.ijhcs.2017.04.003
 - [47] Aayush Shrestha and Joseph Malloch. 2025. Virtual Worlds Beyond Sight: Designing and Evaluating an Audio-Haptic System for Non-Visual VR Exploration. In *Proceedings of the 2025 CHI Conference on Human Factors in Computing Systems (CHI '25)*. Association for Computing Machinery, New York, NY, USA, 1–19. doi:10.1145/3706598.3713400
 - [48] Alexa F. Siu, Mike Sinclair, Robert Kovacs, Eyal Ofek, Christian Holz, and Edward Cutrell. 2020. Virtual Reality Without Vision: A Haptic and Auditory White Cane to Navigate Complex Virtual Worlds. In *Proceedings of the 2020 CHI Conference on Human Factors in Computing Systems (CHI '20)*. Association for Computing Machinery, New York, NY, USA, 1–13. doi:10.1145/3313831.3376353
 - [49] Michiru Sobue, Soma Kato, Izumi Mizoguchi, and Hiroyuki Kajimoto. 2025. Measuring the Distribution of Tactile Acuity at the Index Finger and Thumb Fingertips. *IEEE Transactions on Haptics* (2025). doi:10.1109/TOH.2025.3580707
 - [50] Michiru Sobue, Izumi Mizoguchi, and Hiroyuki Kajimoto. 2025. Optimal design of electrode placement in electro-tactile display and cutaneous sensory presentation to multiple fingers. In *Proceedings of the Extended Abstracts of the CHI Conference on Human Factors in Computing Systems (CHI EA '25)*. Association for Computing Machinery, New York, NY, USA, 1–5. doi:10.1145/3706599.3721198
 - [51] Paul Strohmeier, Sebastian Boring, and Kasper Hornbæk. 2018. From Pulse Trains to "Coloring with Vibrations": Motion Mappings for Mid-Air Haptic Textures. In *Proceedings of the 2018 CHI Conference on Human Factors in Computing Systems (CHI '18)*. Association for Computing Machinery, New York, NY, USA, 1–13. doi:10.1145/3173574.3173639
 - [52] Paul Strohmeier, Seref Güngör, Luis Herres, Dennis Gudea, Bruno Fruchard, and Jürgen Steimle. 2020. bARefoot: Generating Virtual Materials using Motion Coupled Vibration in Shoes. In *Proceedings of the 33rd Annual ACM Symposium on User Interface Software and Technology (UIST '20)*. Association for Computing Machinery, New York, NY, USA, 579–593. doi:10.1145/3379337.3415828

- [53] Yui Suga, Masahiro Miyakami, Izumi Mizoguchi, and Hiroyuki Kajimoto. 2023. 3D Shape Presentation by Combination of Force Feedback and Electro-tactile Stimulation. In *2023 IEEE World Haptics Conference (WHC)*. 361–367. doi:10.1109/WHC56415.2023.10224481 ISSN: 2835-9534.
- [54] Yui Suga, Izumi Mizoguchi, and Hiroyuki Kajimoto. 2024. Presentation of Finger-size Shapes by Combining Force Feedback and Electro-tactile Stimulation. In *2024 IEEE Conference Virtual Reality and 3D User Interfaces (VR)*. 590–597. doi:10.1109/VR58804.2024.00079 ISSN: 2642-5254.
- [55] Yui Suga, Masahiro Takeuchi, Satoshi Tanaka, and Hiroyuki Kajimoto. 2023. Softness presentation by combining electro-tactile stimulation and force feedback. *Frontiers in Virtual Reality* 4 (2023), 1133146. doi:10.3389/frvir.2023.1133146
- [56] Taiki Takami, Taiga Saito, Takayuki Kameoka, and Hiroyuki Kajimoto. 2023. ExtEdge: Haptic Augmentation of Visual Experiences of a Smartphone by Electro-Tactile Sensation Through the Edges. In *Proceedings of the 2023 ACM Symposium on Spatial User Interaction* (Sydney, NSW, Australia) (SUI '23). Association for Computing Machinery, New York, NY, USA, Article 7, 8 pages. doi:10.1145/3607822.3614543
- [57] Seiya Takei, Ryo Watanabe, Ryuta Okazaki, Taku Hachisu, and Hiroyuki Kajimoto. 2015. *Presentation of Softness Using Film-Type Electro-Tactile Display and Pressure Distribution Measurement*. Springer Japan, Tokyo, 91–96. doi:10.1007/978-4-431-55690-9_17
- [58] Yudai Tanaka, Alan Shen, Andy Kong, and Pedro Lopes. 2023. Full-hand Electro-Tactile Feedback without Obstructing Palmar Side of Hand. In *Proceedings of the 2023 CHI Conference on Human Factors in Computing Systems (CHI '23)*. Association for Computing Machinery, New York, NY, USA, 1–15. doi:10.1145/3544548.3581382
- [59] Shan-Yuan Teng, Gene S-H Kim, Xuanyou Liu, and Pedro Lopes. 2025. Seeing with the Hands: A Sensory Substitution That Supports Manual Interactions. In *Proceedings of the 2025 CHI Conference on Human Factors in Computing Systems*. ACM, Yokohama Japan, 1–15. doi:10.1145/3706598.3713419
- [60] Shan-Yuan Teng, Tzu-Sheng Kuo, Chi Wang, Chi-huan Chiang, Da-Yuan Huang, Liwei Chan, and Bing-Yu Chen. 2018. PuPoP: Pop-up Prop on Palm for Virtual Reality. In *Proceedings of the 31st Annual ACM Symposium on User Interface Software and Technology (UIST '18)*. Association for Computing Machinery, New York, NY, USA, 5–17. doi:10.1145/3242587.3242628
- [61] Cesar Torres, Tim Campbell, Neil Kumar, and Eric Paulos. 2015. HapticPrint: Designing Feel Aesthetics for Digital Fabrication. In *Proceedings of the 28th Annual ACM Symposium on User Interface Software & Technology (UIST '15)*. Association for Computing Machinery, New York, NY, USA, 583–591. doi:10.1145/2807442.2807492
- [62] Uliana Tsimbalistaia, Caroline Berger, Hans Gellersen, and Pavel Manakhov. 2025. On-body Icons: Designing a 3D Interface for Launching Apps in Augmented Reality. In *Proceedings of the 2025 CHI Conference on Human Factors in Computing Systems (CHI '25)*. Association for Computing Machinery, New York, NY, USA, 1–15. doi:10.1145/3706598.3713954
- [63] Dangxiao Wang, Meng Song, Afzal Naqash, Yukai Zheng, Weiliang Xu, and Yuru Zhang. 2019. Toward Whole-Hand Kinesthetic Feedback: A Survey of Force Feedback Gloves. *IEEE Transactions on Haptics* 12, 2 (2019), 189–204. doi:10.1109/TOH.2018.2879812
- [64] John Ware, Elizabeth Cha, Michael A. Peshkin, J. Edward Colgate, and Roberta L. Klatzky. 2014. Search Efficiency for Tactile Features Rendered by Surface Haptic Displays. *IEEE Transactions on Haptics* 7, 4 (Oct. 2014), 545–550. doi:10.1109/TOH.2014.2323257
- [65] Alison I. Weber, Hannes P. Saal, Justin D. Lieber, Ju-Wen Cheng, Louise R. Manfredi, John F. Dammann, and Sliman J. Bensmaia. 2013. Spatial and temporal codes mediate the tactile perception of natural textures. 110, 42 (2013), 17107–17112. doi:10.1073/pnas.1305509110 Publisher: Proceedings of the National Academy of Sciences.
- [66] Anusha Withana, Daniel Groeger, and Jürgen Steimle. 2018. Tacttoo: A Thin and Feel-Through Tattoo for On-Skin Tactile Output. In *Proceedings of the 31st Annual ACM Symposium on User Interface Software and Technology (UIST '18)*. Association for Computing Machinery, New York, NY, USA, 365–378. doi:10.1145/3242587.3242645
- [67] Cheng Xu, Ali Israr, Ivan Poupyrev, Olivier Bau, and Chris Harrison. 2011. Tactile display for the visually impaired using TeslaTouch. In *CHI '11 Extended Abstracts on Human Factors in Computing Systems (CHI EA '11)*. Association for Computing Machinery, New York, NY, USA, 317–322. doi:10.1145/1979742.1979705
- [68] Kuanming Yao, Jingkun Zhou, Qingyun Huang, Mengge Wu, Chun Ki Yiu, Jian Li, Xingcan Huang, Dengfeng Li, Jingyou Su, Senlin Hou, Yiming Liu, Ya Huang, Ziyang Tian, Jiyu Li, Hu Li, Rui Shi, Binbin Zhang, Jingyi Zhu, Tsz Hung Wong, Huiling Jia, Zhan Gao, Yuyu Gao, Yu Zhou, Wooyoung Park, Enming Song, Mengdi Han, Haixia Zhang, Junsheng Yu, Lidai Wang, Wen Jung Li, and Xinge Yu. 2022. Encoding of tactile information in hand via skin-integrated wireless haptic interface. *Nature Machine Intelligence* 4, 10 (Oct. 2022), 893–903. doi:10.1038/s42256-022-00543-y Publisher: Nature Publishing Group.
- [69] Vibol Yem and Hiroyuki Kajimoto. 2016. Comparative evaluation of tactile sensation by electrical and mechanical stimulation. *IEEE transactions on haptics* 10, 1 (2016), 130–134. doi:10.1109/TOH.2016.2605084
- [70] Vibol Yem and Hiroyuki Kajimoto. 2017. Wearable tactile device using mechanical and electrical stimulation for fingertip interaction with virtual world. In *2017 IEEE Virtual Reality (VR)*. IEEE, 99–104.
- [71] Jiakun Yu, Supun Kuruppu, Biyon Fernando, Praneeth Bimsara Perera, Yuta Sugiyama, Sriram Subramanian, and Anusha Withana. 2024. IrOnTex: Using Ironable 3D Printed Objects to Fabricate and Prototype Customizable Interactive Textiles. *Proc. ACM Interact. Mob. Wearable Ubiquitous Technol.* 8, 3 (Sept. 2024), 138:1–138:26. doi:10.1145/3678543
- [72] Jiakun Yu, Praneeth Bimsara Perera, Rahal Viddusha Perera, Mohammad Mirkhalaf Valashani, and Anusha Withana. 2024. Fabricating Customizable 3-D Printed Pressure Sensors by Tuning Infill Characteristics. *IEEE Sensors Journal* 24, 6 (March 2024), 7604–7613. doi:10.1109/JSEN.2024.3358330
- [73] Gyeong Yun and Seungmoon Choi. 2025. Real-time Semantic Full-Body Haptic Feedback Converted from Sound for Virtual Reality Gameplay. In *Proceedings of the 2025 CHI Conference on Human Factors in Computing Systems (CHI '25)*. Association for Computing Machinery, New York, NY, USA, 1–17. doi:10.1145/3706598.3713355
- [74] Hongyu Zhou, Treshan Ayeshe, Chenyu Fan, Zhanna Sarsenbayeva, and Anusha Withana. 2024. CoplayingVR: Understanding User Experience in Shared Control in Virtual Reality. *Proc. ACM Interact. Mob. Wearable Ubiquitous Technol.* 8, 3 (Sept. 2024), 148:1–148:25. doi:10.1145/3678508
- [75] Hongyu Zhou, Chia-An Fan, Yihao Dong, Shuto Takashita, Masahiko Inami, Zhanna Sarsenbayeva, and Anusha Withana. 2026. SRL Proxemics: Spatial Guidelines for Supernumerary Robotic Limbs in Near-Body Interactions. In *Proceedings of the 2026 CHI Conference on Human Factors in Computing Systems (CHI '26)* (Barcelona, Spain). Association for Computing Machinery. doi:10.1145/3772318.3790532
- [76] Hongyu Zhou, Xincheng Huang, Winston Wijaya, Yi Fei Cheng, David Lindlbauer, Eduardo Velloso, Andrea Bianchi, Zhanna Sarsenbayeva, and Anusha Withana. 2026. One Body, Two Minds: Alternating VR Perspective During Remote Teleoperation of Supernumerary Limbs. In *Proceedings of the 2026 CHI Conference on Human Factors in Computing Systems (CHI '26)* (Barcelona, Spain). Association for Computing Machinery, New York, NY, USA. doi:10.1145/3772318.3791433
- [77] Hongyu Zhou, Tom Kip, Yihao Dong, Andrea Bianchi, Zhanna Sarsenbayeva, and Anusha Withana. 2025. Juggling Extra Limbs: Identifying Control Strategies for Supernumerary Multi-Arms in Virtual Reality. In *Proceedings of the 2025 CHI Conference on Human Factors in Computing Systems (CHI '25)*. Association for Computing Machinery, New York, NY, USA, 1–16. doi:10.1145/3706598.3713647