

IntentRL: Training Proactive User-intent Agents for Open-ended Deep Research via Reinforcement Learning

Haohao Luo^{2,1,*}, Zexi Li^{1,*}, Yuexiang Xie¹, Wenhao Zhang¹, Yaliang Li¹, Ying Shen^{2,✉}

¹Tongyi Lab, Alibaba Group ²Sun Yat-sen University

{lizexi.lzx, yuexiang.xyx, zwh434786, yaliang.li}@alibaba-inc.com

{luohh5@mail2, sheny76@mail}.sysu.edu.cn

Abstract

Deep Research (DR) agents extend Large Language Models (LLMs) beyond parametric knowledge by autonomously retrieving and synthesizing evidence from large web corpora into long-form reports, enabling a long-horizon agentic paradigm. However, unlike real-time conversational assistants, DR is computationally expensive and time-consuming, creating an *autonomy-interaction dilemma*: high autonomy on ambiguous user queries often leads to prolonged execution with unsatisfactory outcomes. To address this, we propose **IntentRL**, a framework that trains proactive agents to clarify latent user intents before starting long-horizon research. To overcome the scarcity of open-ended research data, we introduce a scalable pipeline that expands a few seed samples into high-quality dialogue turns via a shallow-to-deep intent refinement graph. We further adopt a two-stage reinforcement learning (RL) strategy: Stage I applies RL on offline dialogues to efficiently learn general user-interaction behavior, while Stage II uses the trained agent and a user simulator for online rollouts to strengthen adaptation to diverse user feedback. Extensive experiments show that IntentRL significantly improves both intent hit rate and downstream task performance, outperforming the built-in clarify modules of closed-source DR agents and proactive LLM baselines.

1 Introduction

Large Language Models (LLMs) (Yang et al., 2025; Liu et al., 2024; Singh et al., 2025; Comanici et al., 2025) have demonstrated remarkable capabilities across various tasks, from mathematical reasoning (Ren et al., 2025) to comprehensive writing (Wu et al., 2024) and code generation (Cursor Team, 2025; Anthropic, 2025). Recently, Deep Research (DR) agents (Google, 2025; OpenAI, 2025a; Qwen Team, 2025) represent a significant leap in autonomous intelligence that go beyond chatbots. DR agents autonomously reason, synthesize vast amounts of online information, and execute multi-step investigations to generate comprehensive reports for human-expert-level user tasks (OpenAI, 2025a).

However, this enhanced capability introduces a critical vulnerability: the *autonomy-interaction dilemma*. In standard chat applications, the cost of misunderstanding a user is low since corrections can be made instantly. In contrast, DR tasks typically involve long-horizon execution (e.g., 30 minutes of browsing and reading). If an agent autonomously executes an ambiguous query without clarification, the result is a costly waste of computational resources and time, yielding a report that fails to satisfy the user.

This failure mode arises from an **information gap** between the user’s explicit query and their *latent intent*. For instance, a query like “give me a report about deep research agents” may imply a broad information set (technical details such as memory, base model, agent mode; applications like finance or health care;

*Equal contributions.

✉Corresponding author.

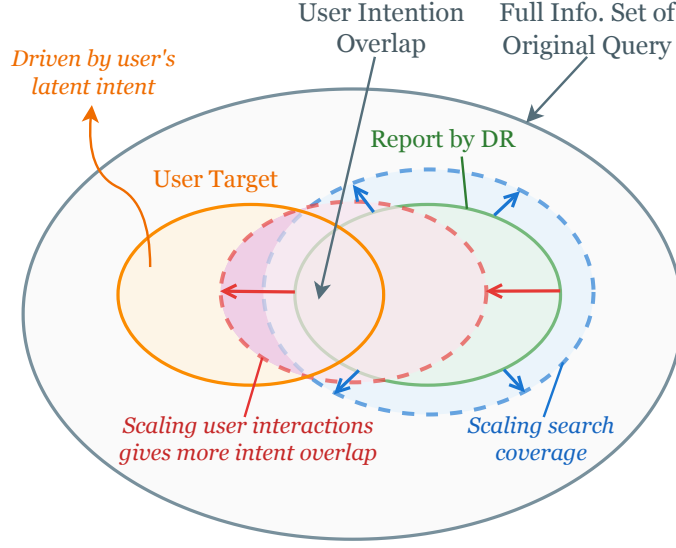


Figure 1: **Scaling user interactions is more efficient to reach the user’s target for open-ended deep research.** The user’s simple query implies a huge information set, while the underlying user intent is a subset. LLM agents will have their own implicit bias in understanding the query; without interaction, will have little overlap with the user’s target. Scaling search coverage can expand the information covering but less efficient. We propose IntentRL by scaling user-agent interactions before deep research to reach better user intent alignment without increasing the deep research burdens.

etc.), while the user’s hidden intent could be much narrower: an AI product manager who only cares about closed-source DR products. Without user-agent interaction, a DR agent is prone to follow its own implicit biases, producing an off-target report (e.g., centering on ReAct (Yao et al., 2022)).

Prior work shows that users often lack the domain knowledge or expression skills to state precise requirements (e.g., perspective or scope) (Ye et al., 2025; Qian et al., 2025a). As Figure 1 illustrates, the true intent is a subset of the query’s full information set. Under limited search and time budgets, without clarification the agent retrieves a subset shaped by its own interpretation, rather than the subset aligned with the user. Although one could try to cover the “full set” by scaling search, this is computationally intractable. A more efficient alternative is *scaling interaction*: proactively eliciting latent intents before execution to align research with the user’s real needs. Current closed-source DR products (e.g., Qwen DR and OpenAI DR) typically include an intent-clarification module before the main DR task. However, our experiments show that these modules often fail to elicit sufficient user intent, and open-source, user-intent-driven DR agents remain largely unexplored.

Training proactive agents for open-ended research is hard because DR is inherently *open-ended* while high-quality data is scarce. Most proactive LLM methods target closed domains with constrained state spaces, such as medical diagnosis (fixed symptoms) (Wei et al., 2025) or tool use (finite APIs) (Wang et al., 2025b). In contrast, deep research spans unrestricted topics, making it impossible to define a “complete” information set. Meanwhile, data that reflects real-world, open-ended user intent is extremely rare: existing benchmarks (Du et al., 2025) are small (often ≈ 100 samples), and synthetic data may inherit LLM self-knowledge biases and miss the diversity of genuine human requests.

To address these challenges, we propose **IntentRL**, a reinforcement learning (RL) framework for training proactive agents to clarify latent user intent. We first introduce a scalable data construction pipeline: starting from a few seed samples, we build a *Clarification Directed Acyclic Graph* (C-DAG) that maps queries to both shallow (surface-level) and deep (rubric-derived) intents, then traverse it to expand seeds into a large-scale dataset of diverse clarification trajectories. We then train the agent with a two-stage

RL strategy. Stage I leverages offline expert trajectories from the C-DAG via offline RL to establish a strong foundation. Stage II mitigates offline distribution shift with an online, intent-aware user simulator, enabling exploration under feedback that penalizes redundancy and encourages adaptive clarification across diverse user responses.

Our experiments show that IntentRL yields substantial gains on downstream deep research tasks. Notably, we observe a scaling effect: the advantage of clarification grows as the underlying DR agent becomes more capable. IntentRL also offers practical insights for LLM RL under non-verifiable rewards.

Our main contributions are as follows:

- We identify the autonomy-interaction dilemma in open-ended deep research and formulate latent intent clarification as a POMDP.
- We propose a data construction pipeline that scales a few seed samples into thousands of high-quality dialogue turns via a Clarification DAG, alleviating data scarcity for open-ended tasks.
- We introduce IntentRL, a two-stage reinforcement learning framework that combines offline stability with online exploration using a rule-based/LLM-judge user simulator.
- Extensive results show that IntentRL significantly improves report alignment with user needs, offering a scalable path to integrate user-centric interaction into autonomous agents.

2 Related Work

Deep Research, introduced by OpenAI for synthesizing online information into reports (OpenAI, 2025a), has evolved significantly (Huang et al., 2025b; Zhang et al., 2025). While “deep search” models like Search R1 (Jin et al., 2025), R1 researcher (Song et al., 2025), and WebSailor (Li et al., 2025a) focus on fact-based reasoning, we target open-ended report generation (Google, 2025; OpenAI, 2025a). Evaluation here lacks gold standards, prompting benchmarks like DeepResearch Bench (Du et al., 2025), DeepResearch Arena (Wan et al., 2025), DeepResearchGym (Coelho et al., 2025), DRBench (Abaskohi et al., 2025), Rigorous Bench (Yao et al., 2025b), LiveResearchBench (Wang et al., 2025a), and Fan et al. (2025) to adopt structured rubrics. Methodologies rely on multi-agent workflows such as WebWeaver (Li et al., 2025b) and diffusion refinement (Han et al., 2025), with RL limited by reward challenges (Shao et al., 2025). While closed-source systems like OpenAI Deep Research include built-in clarification modules, our studies find these limited, and open-source training practices for user-intent agents remain scarce.

Proactive LLM research shifts models from passive responders to active collaborators that elicit deeper user intent. This literature focuses on (i) measurement and (ii) training. Regarding measurement, benchmarks consistently show models struggle to acquire missing information compared to solving specified prompts: AR-Bench (Zhou et al.) targets reasoning with incomplete evidence; NoisyToolBench (Wang et al., 2025b) and IN3 (Qian et al., 2024) emphasize ambiguous instructions; and UserBench (Qian et al., 2025a) evaluates multi-turn alignment. Regarding training, “asking” is often treated as policy learning. Ask-when-Needed (Wang et al., 2025b) and ACT (Chen et al.) improve clarification under ambiguity, while Huang et al. (2025a) rewards eliciting implicit knowledge. Furthermore, Wei et al. (2025) trains proactive consultants from offline logs, with CollabLLM (Wu et al.) and UserRL (Qian et al., 2025b) highlighting long-horizon objectives. However, most prior work targets domains with enumerable knowledge (e.g., tool use or medical consultation), rendering open-ended deep research significantly more challenging due to diverse, free-form requests that may exceed the LLM’s knowledge.

3 Method

3.1 Problem Formulation

We formulate user-intent clarification as a multi-round interaction between an intent-mining agent and a user. Given an initial fuzzy query $q_s \in \mathcal{Q}_{\text{simple}}$, the agent asks a sequence of clarification questions

$\mathbf{x}_{1:T} = \{x_1, \dots, x_T\}$ and receives user clarifications $\mathbf{u}_{1:T} = \{u_1, \dots, u_T\}$. After T turns, we use a summary agent that synthesizes a fine-grained query q_f from the dialogue history to provide a clearer task description for a downstream deep research agent.

We learn a policy π_θ of the intent-mining agent, which can proactively ask the user for clarification. The dialogue history (observation) up to turn t is defined as

$$H_t \triangleq (q_s, x_1, u_1, \dots, x_t, u_t), \quad H_0 \triangleq (q_s). \quad (1)$$

At turn t , the agent conditions on H_{t-1} and outputs the next question

$$x_t \sim \pi_\theta(\cdot \mid H_{t-1}). \quad (2)$$

We model the interaction as a Partially Observable Markov Decision Process (POMDP) $\langle \mathcal{S}, \mathcal{A}, \Omega, \mathcal{T}, \mathcal{R} \rangle$ with: **(1) State \mathcal{S}** : the user’s complete latent intent I , which is fixed throughout the dialogue and hidden from the agent; **(2) Observation Ω** : the observable history H_{t-1} ; **(3) Action \mathcal{A}** : the clarification question x_t asked by the agent; **(4) Transition \mathcal{T}** : user response dynamics

$$u_t \sim P(\cdot \mid I, H_{t-1}, x_t), \quad (3)$$

(5) Reward \mathcal{R} : a function $R(H_{t-1}, x_t)$ that measures the value of information gained by asking x_t .

3.2 Method Overview

Training a user-intent agent faces two key challenges in the training environment: **(1) how to construct intent-rich dialogue data**; and **(2) how to model user-agent interactions in real practice**. The first requires diverse, rich, deep-research-dependent queries paired with latent intents and suitable evaluation metrics. The second requires capturing realistic interaction dynamics so the agent can learn the POMDP and respond intelligently to arbitrary user feedback.

To tackle **(1)**, we scale seed samples and construct two levels of intent: (i) *shallow intent*, by fuzzifying the original query into a simpler one and treating the resulting information gap as intent; and (ii) *deep intent*, by defining the user-demand gap between the original query and the rubric requirements. We then build a clarification DAG from these intent lists, and enlarge it by expanding alternative intent options. To tackle **(2)**, we combine offline and online reinforcement learning. We generate offline dialogues by traversing the DAG, and build an online user simulator via embedding-based thresholding and intent-aware prompting. Training proceeds in two stages: *Stage I* uses offline dialogues to learn general interaction behavior efficiently, and *Stage II* uses the Stage-I agent with the simulator for online rollouts, reinforcing proactive and adaptive responses across diverse user reactions.

3.3 Data Construction: Scaling Intent Data from Seed Samples

Motivation Deep research reports are evaluated by rubrics that define a “gold standard” for comprehensiveness, insight, and related criteria. In practice, there is often a large information gap between the user’s query and what the rubrics require. Some gaps can be filled by external retrieval, but many reflect latent user preferences about scope, focus, and depth. For example, a user may implicitly expect specific analytical perspectives (e.g., market structure, key challenges, emerging trends) that are covered by the rubrics but not stated in the query. By eliciting such preferences through targeted clarifications before research begins, the agent can align its investigation with the rubrics from the outset, avoid costly detours, and improve efficiency. We therefore ground clarifications in rubric-derived intents, teaching the agent to bridge query-rubric gaps via interaction. The data construction process is mostly empowered by LLMs.

Intent Construction *Shallow Intent*: DeepResearch Bench provides detailed task queries, but real users often ask ambiguous questions (Ye et al., 2025). To model this, we derive a simple query from each original one. Starting from the original query Q_{origin} , we identify and remove explicit constraints to

obtain a fuzzy query q_s . The removed constraints are preserved as *shallow intents* I_s . **Deep Intent:** We further model rubric-derived deep intents. We analyze the rubric set \mathcal{C} to identify requirements that cannot be met by retrieval alone, but instead depend on the user’s preferred focus or perspective. We formalize these preference-dependent requirements as *deep intents* I_d .

Clarification Graph (C-DAG) Construction To scale data, we propose a *Rubrics-to-Clarify* pipeline that converts static scoring rubrics into a *Clarification Directed Acyclic Graph* (C-DAG) $\mathcal{G} = (\mathcal{V}, \mathcal{E})$, illustrated in Figure 2. We define the overall latent intent as $I \triangleq \{I_s, I_d\}$. Conditioned on I , we generate clarification questions with multiple options (including rubric-derived alternatives) and build the C-DAG in two steps: (i) construct a base graph from shallow intents to cover missing surface constraints; (ii) expand it with deep intents to increase analytical depth and breadth. Each node $v \in \mathcal{V}$ represents a clarification question (with multiple options), and each directed edge $(v_i, v_j) \in \mathcal{E}$ encodes a logical dependency: v_j becomes meaningful only after resolving v_i . This structure enables systematic generation of diverse clarification trajectories spanning both shallow constraints and deep perspectives.

Trajectory Generation via Graph Traversal We generate a large dataset D of diverse yet coherent clarification trajectories via depth-first traversal of the C-DAG from its root nodes. We maintain a stack \mathcal{K} of currently visitable nodes \mathcal{V}^* . At each step, we pop and visit a node. When a question offers multiple options, we branch the traversal by instantiating distinct paths for different option selections, scaling a single benchmark task into many intent-aligned trajectories.

3.4 Agent Interaction Modeling: from Offline to Online

Offline User-Agent Interaction Dialogues From the clarification trajectories generated by C-DAG traversal, we obtain an intent list ordered by intent depth. We then prompt a strong LLM to mimic user-agent interaction and generate multi-turn dialogues. Starting from 50 seed samples, we expand to 371 intent trajectories, yielding 2347 dialogue turns $\{x, u\}$. These dialogues serve as expert trajectories, containing ground-truth questions and ideal user responses, and are used in Stage I of RL training.

Online Intent-Aware User Simulator Offline RL can suffer from distribution shift in real-world settings, especially with open-ended and diverse action/state spaces. We therefore introduce an online, intent-aware user simulator for RL rollouts and evaluation. The simulator is initialized with a predefined latent intent set $\mathcal{I}_{\text{latent}}$, and all responses are strictly grounded in these ground-truth intents. Concretely, it uses a hybrid *rule-based* and *LLM-judge* design: (1) *Rule-based logic*: it measures semantic overlap with the all-mpnet-base-v2 embedding model. If the similarity between the agent’s current question and the interaction history exceeds a repetition threshold τ_{rep} , the simulator flags redundancy; if the similarity to the intent set falls below a relevance threshold τ_{rel} , it flags the question as unimportant or irrelevant. (2) *LLM response*: only if the question passes these checks does an LLM generate a user response conditioned on the intent list. Interaction runs for a fixed number of turns T . After T rounds, a summary agent aggregates the final history H_T and synthesizes a refined query q_f for downstream research.

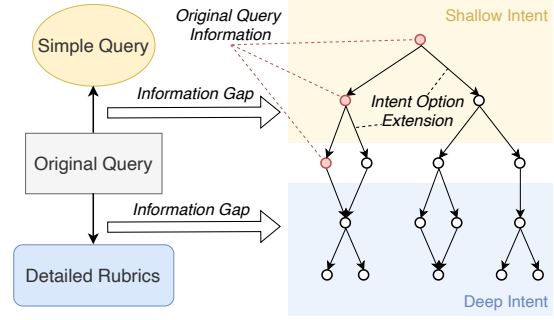


Figure 2: **Demonstration of C-DAG construction.** We derive a simple query from the original and extract the removed constraints as shallow intents. We then derive deep intents from the gap between the original query and the rubrics. Finally, we extend the C-DAG by adding additional intent options to question edges.

3.5 Two-Stage Reinforcement Learning

We propose a two-stage training framework that leverages offline expert trajectories and online simulation to achieve both stability and exploration. We use Group Relative Policy Optimization (GRPO) (Shao et al., 2024) as the RL algorithm in both stages.

Stage I: Offline RL with Static Trajectories Following Wei et al. (2025), we adopt a hindsight-driven bootstrapping strategy that converts long-horizon learning into turn-level optimization by leveraging the observed future of expert trajectories. Concretely, for each turn t we define a *Target Intent Set* \mathcal{I}_t^* representing the latent intents that the agent should aim to elicit at that turn.

We ground \mathcal{I}_t^* in the C-DAG traversal state by mapping it to the set of currently accessible nodes at the top of the traversal stack \mathcal{K} :

$$\mathcal{V}_t^* \triangleq \text{Top}(\mathcal{K}_t), \quad \mathcal{I}_t^* \triangleq \{ I(v) : v \in \mathcal{V}_t^* \}, \quad (4)$$

where $I(v)$ denotes the intent associated with node v (e.g., its semantic description), and \mathcal{K}_t is the traversal stack induced by the expert trajectory prefix up to $t - 1$.

We train a base policy π_θ^I to ask questions that maximize an information-based reward aligned with \mathcal{I}_t^* . Using the offline histories from D , we optimize the turn-level objective

$$\max_{\theta} J^{(I)}(\theta) \triangleq \mathbb{E}_{(H_{t-1}, \mathcal{I}_t^*) \sim D} \left[\mathbb{E}_{x_t \sim \pi_\theta^I(\cdot | H_{t-1})} [R(H_{t-1}, x_t; \mathcal{I}_t^*)] \right], \quad (5)$$

where $R(H_{t-1}, x_t; \mathcal{I}_t^*)$ is defined in latter reward formulation section. This training encourages a goal-oriented strategy that prioritizes high-value questions aligned with the intended clarifications.

Stage II: Online Refinement with Simulated Rollouts The policy π_θ^I learned from static trajectories can be brittle under its own induced distribution. In Stage I, we observe repeated behaviors, irrelevant questions, and stubborn reactions to user feedback. We therefore introduce Stage II to augment offline data with on-policy simulated rollouts.

Specifically, for each simple query q_s in the Stage-I training split $D_{\text{train}}^{(I)}$, we sample n rollouts using π_θ^I . To expose the policy to different conversation depths, we progressively construct rollouts by seeding the context with ground-truth prefixes of varying lengths (i.e., partial teacher forcing), and then letting π_θ^I continue the dialogue. An intent-aware user simulator, initialized with the ground-truth latent intent set, responds to each agent question. This produces simulated trajectories that we decompose into turn-level samples and mix with Stage-I data to form a new training set $D_{\text{train}}^{(II)}$.

We then train a refined policy π_θ^{II} with the same optimization objective as Stage I, while adding rewards that penalize repetitive and irrelevant actions to encourage intelligent adaptation. By combining expert-trajectory diversity with the distribution matching of online rollouts, this hybrid training improves robustness.

Reward Formulation We define a turn-level reward $R(H_{t-1}, x_t; \mathcal{I}_t^*)$ using three components: a content score, a format score, and a penalty term. The $\beta > 0$ term is a tunable knob balancing the preference for content quality and format compliance, and we set $\beta = 2$. Let $\mathcal{P}(H_{t-1}, x_t) \geq 0$ denote the total penalty magnitude. The reward is

$$R(H_{t-1}, x_t; \mathcal{I}_t^*) = \begin{cases} \beta \cdot R_{\text{con}}(x_t, \mathcal{I}_t^*) + R_{\text{fmt}}(x_t), & \text{if } \mathcal{P}(H_{t-1}, x_t) = 0, \\ -\beta \cdot \mathcal{P}(H_{t-1}, x_t) + R_{\text{fmt}}(x_t), & \text{if } \mathcal{P}(H_{t-1}, x_t) > 0. \end{cases} \quad (6)$$

- **Content Score** (R_{con}). To measure whether a question is informative, we compare it against the target intent set \mathcal{I}_t^* . Using a sentence embedding model $\phi(\cdot)$, we compute the maximum cosine similarity between the generated question and any target intent:

$$R_{\text{con}}(x_t, \mathcal{I}_t^*) = \max_{i \in \mathcal{I}_t^*} \frac{\phi(x_t) \cdot \phi(i)}{\|\phi(x_t)\| \|\phi(i)\|}. \quad (7)$$

The content score is effective only if the agent’s behaviors don’t fall into the penalties.

- **Format Score** (R_{fmt}). To encourage concise and user-friendly questions, we define $N_q(x_t)$ as the number of distinct sub-questions contained in x_t and set

$$R_{\text{fmt}}(x_t) = \begin{cases} 1, & \text{if } N_q(x_t) = 1, \\ 0.5, & \text{if } N_q(x_t) = 2, \\ 0, & \text{if } N_q(x_t) > 2. \end{cases} \quad (8)$$

Ideally, the agent needs to ask one proper question at a time, where we set the full format score. It is acceptable when two questions are asked (half score), but more is not.

- **Penalty Mechanism** (\mathcal{P}). We introduce penalty terms to suppress undesirable behaviors, including repetition, insignificance, and deviation:

$$\mathcal{P}(H_{t-1}, x_t) \triangleq \mathcal{P}_{\text{rep}} + \mathcal{P}_{\text{inv}} + \mathcal{P}_{\text{div}}. \quad (9)$$

In our implementation, repetition and deviation penalties will be triggered only if the generated question is judged as redundant or irrelevant. They are calculated based on counts accumulated in the history:

$$\mathcal{P}_{\text{rep}} = \gamma \cdot (C_{\text{rep}} + 1), \quad \mathcal{P}_{\text{div}} = C_{\text{div}}, \quad (10)$$

where C_{rep} and C_{div} denote the number of redundant and deviant questions detected in H_{t-1} , respectively. We leave \mathcal{P}_{inv} as a detector that penalizes questions that merely restate q_s without gaining new information. The $\gamma > 0$ controls the severity of the repetition penalty (we set $\gamma = 2$) and the +1 offset ensures a non-zero penalty is applied even upon the first instance of a repetition. It is notable that the penalty scores are only applied to the Stage II training, since Stage I is the expert trajectory without flaws, whereas Stage II has free exploration. The format score and insignificance penalty are judged by an LLM, while the repetition and deviation penalties are calculated based on the sentence embedding model.

4 Experiments

4.1 Experiment Setup

Training For the seed samples, we randomly select half subset (50 samples) of DeepResearch Bench (Du et al., 2025) with the same distributions as the full set. We train a Qwen2.5-7B model as our proactive agent, with both Stage I and Stage II initializing independently from the original pre-trained checkpoint rather than being trained sequentially. More details can be found in Appendix A.1.

Evaluation We evaluate IntentRL at two levels. First, we measure clarification quality in both offline and online settings. Second, we place our proactive agent upstream of off-the-shelf DR agents and evaluate the resulting research reports, testing whether pre-research clarification improves intent alignment during the research process and ultimately enhances report quality. We use Qwen2.5-72B-Instruct as the summary agent, summarizing interaction history into a fine-grained query for downstream DR.

Benchmarks: We use the remaining 50 samples in DeepResearch Bench (Du et al., 2025) as the test set. To assess generalization, we further evaluate on two disjoint benchmarks: Rigorous Bench (Yao et al., 2025a) and Personalized Deep Research (PDR-Bench) (Liang et al., 2025). Rigorous Bench contains 214 expert-curated DR tasks from domains largely different from DeepResearch Bench; we randomly sample 50 tasks and apply our query fuzzification and intent extraction to construct evaluation data. PDR-Bench evaluates personalization by pairing 50 real-world DR tasks across 10 domains with 25 authentic user profiles. Since it provides user profiles directly, we use the original task–user pairings without query simplification, randomly sampling users to form 50 personalized instances.

Metrics For clarification quality, we use three metrics: *Quality Score*, *Intent Precision*, and *Intent Recall*. Quality Score is computed as $2R_{\text{con}} + R_{\text{fmt}}$ on the offline dialogue test set. For online interaction, Intent Precision and Intent Recall measure, respectively, the proportion of all ground-truth intents covered by its questions and the fraction of the agent’s questions that match ground-truth intents.

For downstream report quality, we select benchmark-specific metrics most indicative of intent alignment and most likely to benefit from clarification. On DeepResearch Bench, we report *RACE* (Comp., Insight, Instr., Read., and an overall weighted score). On Rigorous Bench, we use *Semantic Quality (Quality)* for general quality assessment and *Semantic Drift (SDrift)* to quantify thematic deviation. The SDrift metric is transformed into a positive scoring factor via $1 - \text{SDrift}$. On PDR-Bench, we report *Personalization Alignment (P-Score)* and *Content Quality (Q-Score)*. These choices focus evaluation on aspects where clarification should yield the largest gains. More detailed sub-dimensions metrics in PDR-Bench are shown in Appendix B.1.

Downstream DR Agents and Baselines We run end-to-end experiments with four state-of-the-art DR agents: Qwen Deep Research (Qwen Team, 2025), Gemini Deep Research (Google, 2025), OpenAI Deep Research (OpenAI, 2025a), and Tavily Deep Research (Tavily, 2025). We compare against the built-in clarification modules in Qwen Deep Research (Qwen Team, 2025) and OpenAI Deep Research (OpenAI, 2025a), as well as proactive LLM baselines including CollabLLM (Wu et al.), Tell Me More (Qian et al., 2024), and Learn-to-Ask (Wang et al., 2025b). Notably, the built-in modules are specific to their own DR agents, whereas the proactive LLM baselines can be applied across all DR agents. **Note:** Please refer to the appendix for more implementation details, e.g., Appendix A for data and training setups and Appendix E for used prompts.

4.2 Main Results

Evaluation Results of Clarification Generation Table 1 directly evaluates the clarification questions produced by all methods, both on offline test sets and in online interactive settings with user simulators. Across all three metrics, IntentRL *consistently* outperforms every baseline.

On the offline test set, IntentRL achieves the highest Quality Score, indicating that our training pipeline learns a robust policy for selecting *context-optimal* follow-up questions that elicit the most valuable missing information. In online interaction with simulators, IntentRL attains the highest Intent Precision, showing that it uncovers more true latent intents within limited turns, and adapts its strategy based on user feedback to avoid common failures such as repetitive questioning and topic drift. Meanwhile, the best Intent Recall further confirms that IntentRL reliably captures missing information that is critical to the user’s underlying research goal.

Table 1: Evaluation results of clarification generation on DeepResearch Bench. Intent precision and recall are reported in %.

Method	Quality Score	Intent Prec.	Intent Recall
Qwen-DR	-	9.25	6.03
OpenAI-DR	-	11.32	6.96
Learn-to-Ask	2.28	21.11	18.45
Tell Me More	1.44	5.19	5.62
CollabLLM	2.15	18.00	12.68
IntentRL	2.43	36.44	27.49

Although baselines such as Learn-to-Ask and CollabLLM perform reasonably well, they still lag behind IntentRL by a clear margin, especially in Intent Precision (-15.33) and Intent Recall (-9.04). This gap suggests that open-ended intent clarification requires both intent-rich supervision and on-policy interaction refinement, rather than prompt-level or domain-restricted training alone.

Evaluation Results of Report Generation Table 2 reports downstream report-generation results. IntentRL *consistently* improves report quality, outperforming all proactive LLM baselines and, in most metrics, even the built-in Clarify Modules of closed-source DR agents, achieving state-of-the-art overall performance. Among baselines, Learn-to-Ask and Tell Me More, which are specialized for ambiguity handling, typically outperform built-in modules. CollabLLM leverages its online RL framework with multi-turn-aware rewards and yields the best baseline scores, yet still trails IntentRL. This result supports the effectiveness of our data augmentation and training design.

Notably, while gains in Readability are small, we observe substantial improvements in Comprehensive-

Table 2: Evaluation results of downstream deep research report generation. Best in **Bold** and second best in Underline.

Method	DeepResearch Bench					Rigorous Bench		PDR-Bench	
	Comp.	Insight	Instr.	Read.	Overall	Quality	1 – SDrift	P-Score	Q-Score
Qwen Deep Research Agent									
no clarify	36.92	39.31	37.27	46.32	39.39	53.42	58.37	5.73	6.71
+ Qwen clarify	38.60	40.66	39.07	46.48	40.72	54.68	<u>59.93</u>	4.59	5.29
+ Learn-to-Ask clarify	39.62	41.87	<u>40.51</u>	<u>46.88</u>	41.81	53.40	58.37	6.08	6.81
+ Tell Me More clarify	36.47	39.22	37.08	46.65	39.32	54.15	58.79	6.02	6.73
+ CollabLLM clarify	<u>39.65</u>	<u>42.16</u>	40.40	46.83	<u>41.86</u>	<u>54.95</u>	59.72	<u>6.11</u>	<u>6.92</u>
+ IntentRL clarify	41.49	44.06	43.19	47.04	43.65	55.24	60.01	6.17	6.99
Gemini Deep Research Agent									
no clarify	36.66	38.17	37.74	48.06	39.41	60.50	62.47	6.52	7.19
+ Learn-to-Ask clarify	<u>40.87</u>	<u>43.43</u>	<u>43.07</u>	49.42	<u>43.66</u>	60.59	62.47	6.79	<u>7.42</u>
+ Tell Me More clarify	37.44	40.42	38.45	48.24	40.56	61.51	63.20	<u>6.84</u>	7.24
+ CollabLLM clarify	40.37	43.28	42.11	<u>48.83</u>	43.13	62.57	64.38	6.83	7.30
+ IntentRL clarify	43.10	45.02	44.04	48.50	45.27	<u>62.47</u>	<u>63.51</u>	7.06	7.48
OpenAI Deep Research Agent									
no clarify	30.46	30.50	34.62	48.42	36.62	52.79	58.64	5.29	6.26
+ OpenAI clarify	<u>37.82</u>	36.87	40.09	<u>50.76</u>	40.26	52.58	59.36	5.99	6.36
+ Learn-to-Ask clarify	36.24	36.95	<u>40.61</u>	50.48	<u>41.50</u>	52.80	58.69	5.85	6.51
+ Tell Me More clarify	31.47	32.80	34.10	48.08	36.99	54.70	61.26	6.00	6.39
+ CollabLLM clarify	35.87	<u>37.28</u>	38.46	50.05	40.12	55.93	62.90	<u>6.05</u>	<u>6.54</u>
+ IntentRL clarify	40.71	40.07	42.71	50.78	44.86	<u>55.70</u>	<u>61.87</u>	6.10	6.55
Tavily Deep Research Agent									
no clarify	37.12	39.10	37.78	<u>45.64</u>	39.42	60.31	55.76	6.62	7.28
+ Learn-to-Ask clarify	<u>39.16</u>	<u>41.08</u>	<u>40.31</u>	45.99	<u>41.12</u>	59.98	55.75	6.91	7.48
+ Tell Me More clarify	36.21	37.95	36.61	45.50	38.58	60.21	56.06	7.01	7.48
+ CollabLLM clarify	38.20	40.23	39.52	45.17	40.39	<u>61.62</u>	57.15	<u>7.12</u>	<u>7.60</u>
+ IntentRL clarify	39.90	42.17	41.98	45.39	42.14	62.05	<u>56.93</u>	7.21	7.64

Table 3: Ablation study results of clarification generation and report generation on DeepResearch Bench.

Method	Clarification Generation			Report Generation				
	Clarify Quality	Intent Prec.	Intent Recall	Comp.	Insight	Instr.	Read.	Overall
IntentRL	2.43	36.44	27.49	41.49	44.06	43.19	47.04	43.65
w/o C-DAG Data Scaling	2.29	5.78	5.28	36.94	39.60	37.69	46.46	39.61
w/o Embedding Similarity Reward	2.10	3.56	5.22	36.79	39.63	37.75	46.83	39.65
w/o Penalty Mechanism	2.43	12.67	15.78	39.70	42.05	40.80	47.08	41.96
w/o Stage II Training	2.43	22.89	20.30	40.65	43.09	41.97	47.14	42.89
w/o Stage I Training	1.65	16.22	15.97	37.08	39.58	38.50	46.36	39.81

ness, Insight/Depth, and Instruction-Following. This indicates that clarification primarily boosts report quality and task adherence by eliciting both shallow constraints and deep, rubric-level intent.

To test generalization and reduce overfitting concerns, we further evaluate on Rigorous Bench and PDR-Bench. On Rigorous Bench, most proactive baselines provide only marginal gains over the no-clarify setting, and some underperform built-in clarification modules. Qualitatively, many Rigorous Bench tasks demand up-to-date knowledge (e.g., analyses of recent model releases beyond typical knowledge cutoffs), which makes it harder for proactive agents to identify what is ambiguous and worth clarifying. In contrast, results on PDR-Bench demonstrate that appropriate clarification yields *large* improvements in both intent alignment and report quality. Moreover, IntentRL remains the top performer even when using the original task–user pairings, suggesting that our data construction is *not* tailored with biases and that the learned policy is robust and generalizable across diverse tasks and user personas. Additional results on original (non-fuzzified) queries from DeepResearch Bench and Rigorous Bench are provided in Appendix B.2.

Finally, these results show our proactive agent can be plugged into a wide range of downstream DR agents and *reliably* improves performance, highlighting practical value. We also observe a clear scaling

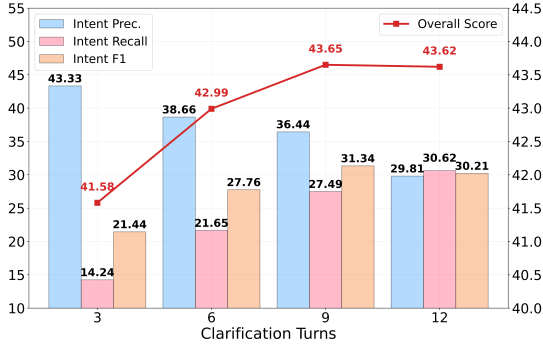


Figure 3: The clarification quality (%) and report overall performance with varying number of clarification turns on DeepResearch Bench.

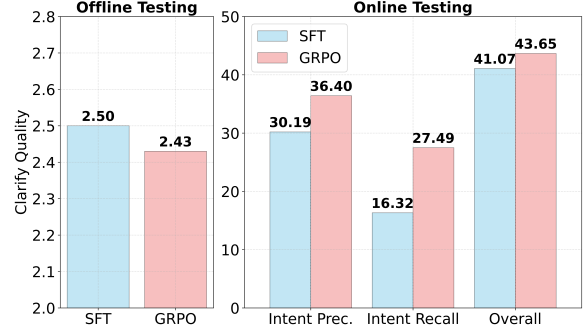


Figure 4: The performance of utilizing different training algorithms in both offline and online settings on DeepResearch Bench.

trend: DR agents with stronger intrinsic search and reasoning benefit more from clarification. *IntentRL is therefore especially effective at unlocking advanced DR agents by aligning their capabilities with the user’s intent.*

4.3 Ablation Study

To understand which components drive IntentRL’s performance, we run ablations on DeepResearch Bench that target data construction, the training framework, and reward design, as shown in Table 3. We summarize several key findings below:

- **Data Construction:** When we remove C-DAG traversal and train only on the original DeepResearch Bench data (with the *Target Intent Set* \mathcal{I}_t^* grounded as all nodes in the graph), performance drops substantially in both clarification generation and downstream report quality. This shows that our C-DAG construction and traversal not only scales high-quality training data, but also teaches the agent a more effective hierarchical organization of questions for multi-turn clarification.
- **Reward Mechanisms:** Replacing the sentence-embedding similarity with an LLM-as-judge to compute the content score degrades performance across all metrics in both offline and online settings, suggesting that embedding similarity provides a more stable and suitable objective for optimizing clarification quality. In addition, removing the penalty term has little effect offline but causes a clear drop online as the agent becomes less responsive to user feedback and produces more repetitive or off-topic questions. This highlights the penalty’s importance for adaptive, user-aware interaction.
- **Training Framework:** Removing Stage II largely preserves offline clarification quality, but significantly hurts online performance, indicating that offline-only training suffers from exposure bias and does not transfer well to interactive dynamics. Conversely, removing Stage I and relying only on the pretrained model leads to a severe collapse, underscoring the necessity of our structured training pipeline for learning effective clarification strategies. Additional qualitative comparisons between stages are provided in Appendix C.

4.4 Further Analysis

Effect of the Number of Clarification Turns We study the maximum number of clarification turns T to balance user experience and intent capture, as shown in Figure 3. As T increases from 3 to 9, Intent Precision decreases from 43.33 to 36.44 while Intent Recall increases from 14.24 to 27.49: the agent uncovers more latent intents, but a smaller fraction of questions are directly intent-matching. To quantify this trade-off, we report Intent F1, which rises steadily from 21.44 to 31.34 over the same range. Together with the improving overall report score, this suggests that longer clarification up to 9 turns yields more useful intent coverage that benefits downstream research. When T increases further from 9 to 12, the trend reverses: Recall improves only marginally, while both Intent F1 and the overall report score decline.

This indicates diminishing returns and added noise from overly long dialogues. We therefore set $T = 9$ as the best-performing choice in our experiments.

Effect of Different Training Algorithms We compare training the proactive agent with supervised fine-tuning (SFT) versus Group Relative Policy Optimization (GRPO), while keeping the overall two-stage pipeline fixed. As shown in Figure 4, SFT achieves a higher offline Clarify Quality score than GRPO, but fails to translate this advantage to online evaluation, where it performs worse on both intent capture and downstream report quality. This suggests that even with our online framework, SFT remains less robust to distribution shift and real-time interaction. Qualitatively, SFT tends to fit observed trajectories, optimizing next-token prediction along specific paths, without learning a notion of set coverage, leading to memorization rather than adaptive clarification.

More Results We leave additional results in the appendix. Please refer to Appendix B for results on original queries of benchmarks (DeepResearch Bench and Rigorous Bench) and detailed results on PDR-Bench. And a case study of IntentRL’s interaction trajectories is presented in Appendix C.

5 Conclusion

Deep Research (DR) faces an autonomy-interaction dilemma, where query ambiguity risks costly misalignment in long-horizon tasks. We address this with IntentRL, which formulates clarification as a POMDP to resolve latent intent prior to execution, shifting focus from scaling search to scaling interaction. We introduce a data pipeline for trajectory generation and a two-stage RL scheme that combines offline expert learning with an intent-aware simulator to minimize redundancy. Experiments demonstrate that IntentRL consistently outperforms built-in modules and baselines in intent capture and report quality, with gains scaling on stronger models. We hope these findings offer a practical foundation for integrating user-centric interaction into future long-horizon autonomous systems.

References

- Amirhossein Abaskohi, Tianyi Chen, Miguel Muñoz-Mármol, Curtis Fox, Amrutha Varshini Ramesh, Étienne Marcotte, Xing Han Lù, Nicolas Chapados, Spandana Gella, Christopher Pal, et al. Drbench: A realistic benchmark for enterprise deep research. *arXiv preprint arXiv:2510.00172*, 2025.
- Anthropic. Claude Code. <https://claude.com/product/claude-code>, 2025.
- Maximillian Chen, Ruoxi Sun, Tomas Pfister, and Serkan O Arik. Learning to clarify: Multi-turn conversations with action-based contrastive self-training. In *The Thirteenth International Conference on Learning Representations*.
- João Coelho, Jingjie Ning, Jingyuan He, Kangrui Mao, Abhijay Paladugu, Pranav Setlur, Jiahe Jin, Jamie Callan, João Magalhães, Bruno Martins, et al. Deepresearchgym: A free, transparent, and reproducible evaluation sandbox for deep research. *arXiv preprint arXiv:2505.19253*, 2025.
- Gheorghe Comanici, Eric Bieber, Mike Schaeckermann, Ice Pasupat, Noveen Sachdeva, Inderjit Dhillon, Marcel Blistein, Ori Ram, Dan Zhang, Evan Rosen, et al. Gemini 2.5: Pushing the frontier with advanced reasoning, multimodality, long context, and next generation agentic capabilities. *arXiv preprint arXiv:2507.06261*, 2025.
- Cursor Team. Cursor: The AI code editor. <https://cursor.com>, 2025.
- Mingxuan Du, Benfeng Xu, Chiwei Zhu, Xiaorui Wang, and Zhendong Mao. Deepresearch bench: A comprehensive benchmark for deep research agents. *arXiv preprint arXiv:2506.11763*, 2025.
- Tianyu Fan, Xinyao Niu, Yuxiang Zheng, Fengji Zhang, Chengen Huang, Bei Chen, Junyang Lin, and Chao Huang. Understanding deepresearch via reports. *arXiv preprint arXiv:2510.07861*, 2025.

-
- Google. Gemini Deep Research. <https://gemini.google/overview/deep-research/>, 2025.
- Rujun Han, Yanfei Chen, Zoey CuiZhu, Lesly Miculicich, Guan Sun, Yuanjun Bi, Weiming Wen, Hui Wan, Chunfeng Wen, Solène Maître, et al. Deep researcher with test-time diffusion. *arXiv preprint arXiv:2507.16075*, 2025.
- Tenghao Huang, Sihao Chen, Muhao Chen, Jonathan May, Longqi Yang, Mengting Wan, and Pei Zhou. Teaching language models to gather information proactively. In *Findings of the Association for Computational Linguistics: EMNLP 2025*, pp. 15588–15599, 2025a.
- Yuxuan Huang, Yihang Chen, Haozheng Zhang, Kang Li, Huichi Zhou, Meng Fang, Linyi Yang, Xiaoguang Li, Lifeng Shang, Songcen Xu, et al. Deep research agents: A systematic examination and roadmap. *arXiv preprint arXiv:2506.18096*, 2025b.
- Bowen Jin, Hansi Zeng, Zhenrui Yue, Jinsung Yoon, Sercan Arik, Dong Wang, Hamed Zamani, and Jiawei Han. Search-r1: Training llms to reason and leverage search engines with reinforcement learning. *arXiv preprint arXiv:2503.09516*, 2025.
- Kuan Li, Zhongwang Zhang, Huifeng Yin, Liwen Zhang, Litu Ou, Jialong Wu, Wenbiao Yin, Baixuan Li, Zhengwei Tao, Xinyu Wang, et al. Websailor: Navigating super-human reasoning for web agent. *arXiv preprint arXiv:2507.02592*, 2025a.
- Zijian Li, Xin Guan, Bo Zhang, Shen Huang, Houquan Zhou, Shaopeng Lai, Ming Yan, Yong Jiang, Pengjun Xie, Fei Huang, et al. Webweaver: Structuring web-scale evidence with dynamic outlines for open-ended deep research. *arXiv preprint arXiv:2509.13312*, 2025b.
- Yuan Liang, Jiaxian Li, Yuqing Wang, Piaohong Wang, Motong Tian, Pai Liu, Shuofei Qiao, Runnan Fang, He Zhu, Ge Zhang, Minghao Liu, Yuchen Eleanor Jiang, Ningyu Zhang, and Wangchunshu Zhou. Towards personalized deep research: Benchmarks and evaluations. *CoRR*, abs/2509.25106, 2025.
- Aixin Liu, Bei Feng, Bing Xue, Bingxuan Wang, Bochao Wu, Chengda Lu, Chenggang Zhao, Chengqi Deng, Chenyu Zhang, Chong Ruan, et al. Deepseek-v3 technical report. *arXiv preprint arXiv:2412.19437*, 2024.
- OpenAI. Introducing Deep Research. <https://openai.com/index/introducing-deep-research/>, 2025a.
- OpenAI. Deep research | openai api. <https://platform.openai.com/docs/guides/deep-research/>, 2025b.
- Xuchen Pan, Yanxi Chen, Yushuo Chen, Yuchang Sun, Daoyuan Chen, Wenhao Zhang, Yuexiang Xie, Yilun Huang, Yilei Zhang, Dawei Gao, et al. Trinity-rft: A general-purpose and unified framework for reinforcement fine-tuning of large language models. *arXiv preprint arXiv:2505.17826*, 2025.
- Cheng Qian, Bingxiang He, Zhong Zhuang, Jia Deng, Yujia Qin, Xin Cong, Zhong Zhang, Jie Zhou, Yankai Lin, Zhiyuan Liu, et al. Tell me more! towards implicit user intention understanding of language model driven agents. In *Proceedings of the 62nd Annual Meeting of the Association for Computational Linguistics (Volume 1: Long Papers)*, pp. 1088–1113, 2024.
- Cheng Qian, Zuxin Liu, Akshara Prabhakar, Zhiwei Liu, Jianguo Zhang, Haolin Chen, Heng Ji, Weiran Yao, Shelby Heinecke, Silvio Savarese, et al. Userbench: An interactive gym environment for user-centric agents. *arXiv preprint arXiv:2507.22034*, 2025a.
- Cheng Qian, Zuxin Liu, Akshara Prabhakar, Jieli Qiu, Zhiwei Liu, Haolin Chen, Shirley Kokane, Heng Ji, Weiran Yao, Shelby Heinecke, Silvio Savarese, Caiming Xiong, and Huan Wang. Userll: Training interactive user-centric agent via reinforcement learning. *arXiv preprint arXiv:2509.19736*, 2025b.

-
- Qwen Team. Qwen-DeepResearch. <https://qwen.ai/blog?id=qwen-deeppresearch>, 2025.
- ZZ Ren, Zhihong Shao, Junxiao Song, Huajian Xin, Haocheng Wang, Wanjia Zhao, Liyue Zhang, Zhe Fu, Qihao Zhu, Dejian Yang, et al. Deepseek-prover-v2: Advancing formal mathematical reasoning via reinforcement learning for subgoal decomposition. *arXiv preprint arXiv:2504.21801*, 2025.
- Rulin Shao, Akari Asai, Shannon Zejiang Shen, Hamish Ivison, Varsha Kishore, Jingming Zhuo, Xinran Zhao, Molly Park, Samuel G Finlayson, David Sontag, et al. Dr tul: Reinforcement learning with evolving rubrics for deep research. *arXiv preprint arXiv:2511.19399*, 2025.
- Zhihong Shao, Peiyi Wang, Qihao Zhu, Runxin Xu, Junxiao Song, Xiao Bi, Haowei Zhang, Mingchuan Zhang, YK Li, Yang Wu, et al. Deepseekmath: Pushing the limits of mathematical reasoning in open language models. *arXiv preprint arXiv:2402.03300*, 2024.
- Aaditya Singh, Adam Fry, Adam Perelman, Adam Tart, Adi Ganesh, Ahmed El-Kishky, Aidan McLaughlin, Aiden Low, AJ Ostrow, Akhila Ananthram, et al. Openai gpt-5 system card. *arXiv preprint arXiv:2601.03267*, 2025.
- Huatong Song, Jinhao Jiang, Wenqing Tian, Zhipeng Chen, Yuhuan Wu, Jiahao Zhao, Yingqian Min, Wayne Xin Zhao, Lei Fang, and Ji-Rong Wen. R1-searcher++: Incentivizing the dynamic knowledge acquisition of llms via reinforcement learning. *arXiv preprint arXiv:2505.17005*, 2025.
- Tavily. Building Deep Research: How we Achieved State of the Art. <https://blog.tavily.com/research-en/>, 2025.
- Haiyuan Wan, Chen Yang, Junchi Yu, Meiqi Tu, Jiaxuan Lu, Di Yu, Jianbao Cao, Ben Gao, Jiaqing Xie, Aoran Wang, et al. Deepresearch arena: The first exam of llms’ research abilities via seminar-grounded tasks. *arXiv preprint arXiv:2509.01396*, 2025.
- Jiayu Wang, Yifei Ming, Riya Dulepet, Qinglin Chen, Austin Xu, Zixuan Ke, Frederic Sala, Aws Albarghouti, Caiming Xiong, and Shafiq Joty. Liveresearchbench: A live benchmark for user-centric deep research in the wild. *arXiv preprint arXiv:2510.14240*, 2025a.
- Wenxuan Wang, Shi Juluan, Zixuan Ling, Yuk-Kit Chan, Chaozheng Wang, Cheryl Lee, Youliang Yuan, Jen-tse Huang, Wenxiang Jiao, and Michael R Lyu. Learning to ask: When llm agents meet unclear instruction. In *Proceedings of the 2025 Conference on Empirical Methods in Natural Language Processing*, pp. 21784–21795, 2025b.
- Fei Wei, Daoyuan Chen, Ce Wang, Yilun Huang, Yushuo Chen, Xuchen Pan, Yaliang Li, and Bolin Ding. Grounded in reality: Learning and deploying proactive llm from offline logs. *arXiv preprint arXiv:2510.25441*, 2025.
- Shirley Wu, Michel Galley, Baolin Peng, Hao Cheng, Gavin Li, Yao Dou, Weixin Cai, James Zou, Jure Leskovec, and Jianfeng Gao. Collabllm: From passive responders to active collaborators. In *Forty-second International Conference on Machine Learning*.
- Yuhao Wu, Ming Shan Hee, Zhiqing Hu, and Roy Ka-Wei Lee. Longgenbench: Benchmarking long-form generation in long context llms. *arXiv preprint arXiv:2409.02076*, 2024.
- An Yang, Anfeng Li, Baosong Yang, Beichen Zhang, Binyuan Hui, Bo Zheng, Bowen Yu, Chang Gao, Chengen Huang, Chenxu Lv, et al. Qwen3 technical report. *arXiv preprint arXiv:2505.09388*, 2025.
- Shunyu Yao, Jeffrey Zhao, Dian Yu, Nan Du, Izhak Shafran, Karthik R Narasimhan, and Yuan Cao. React: Synergizing reasoning and acting in language models. In *The eleventh international conference on learning representations*, 2022.

-
- Yang Yao, Yixu Wang, Yuxuan Zhang, Yi Lu, Tianle Gu, Lingyu Li, Dingyi Zhao, Keming Wu, Haozhe Wang, Ping Nie, Yan Teng, and Yingchun Wang. A rigorous benchmark with multidimensional evaluation for deep research agents: From answers to reports. *CoRR*, abs/2510.02190, 2025a.
- Yang Yao, Yixu Wang, Yuxuan Zhang, Yi Lu, Tianle Gu, Lingyu Li, Dingyi Zhao, Keming Wu, Haozhe Wang, Ping Nie, et al. A rigorous benchmark with multidimensional evaluation for deep research agents: From answers to reports. *arXiv preprint arXiv:2510.02190*, 2025b.
- Lyumanshan Ye, Xiaojie Cai, Xinkai Wang, Junfei Wang, Xiangkun Hu, Jiadi Su, Yang Nan, Sihan Wang, Bohan Zhang, Xiaoze Fan, et al. Interaction as intelligence: Deep research with human-ai partnership. *arXiv preprint arXiv:2507.15759*, 2025.
- Weizhi Zhang, Yangning Li, Yuanchen Bei, Junyu Luo, Guancheng Wan, Liangwei Yang, Chenxuan Xie, Yuyao Yang, Wei-Chieh Huang, Chunyu Miao, et al. From web search towards agentic deep research: Incentivizing search with reasoning agents. *arXiv preprint arXiv:2506.18959*, 2025.
- Zhanke Zhou, Xiao Feng, Zhaocheng Zhu, Jiangchao Yao, Sanmi Koyejo, and Bo Han. From passive to active reasoning: Can large language models ask the right questions under incomplete information? In *Forty-second International Conference on Machine Learning*.

A More Implementation Details

A.1 Data Construction

Table 4: Statistics of clarification datasets created through C-DAG based on DeepResearch Bench.

	# Train	# Graph	Max # Depth	Avg # Depth	Min # Depth	Max # Trajectory	Avg # Trajectory	Min # Trajectory
#	50	50	8	4.4	2	45	7.4	1

We mainly utilize Large Language Model to construct and scale intent data from seed samples. We first employ gpt-4.1-2025-04-14 to simplify the original query, extract the shallow intents and model the rubric-derived deep intents. Subsequently, we utilize gemini-3-pro-preview to build a base graph and expand it by recursively traversing and branching each node based on the shallow and deep intents. We then employ a Depth-first Search (DFS) strategy to generate multiple clarification trajectories for each graph. Finally, we also use gemini-3-pro-preview to simulate both proactive agents and users to generate dialogues that are more authentic and better aligned with real-world scenarios based on the trajectories. Through this data construction pipeline, we successfully scale the original 50 seed samples from DeepResearch Bench into nearly $\times 50$ high-quality dialogue instances for training. Table 4 presents the detailed statistics of the constructed dataset. Specifically, we construct one C-DAG for each of the 50 samples, with an average graph depth of 4.4. Each graph yields an average of 7.4 distinct clarification trajectories through traversal, meaning that for each task, we simulate approximately 7 users with different profiles to generate expert clarification dialogues. The complete prompts used for all the above LLM-based steps are shown in Section E.

A.2 Training Details

Table 5: Detailed hyperparameters for different algorithms of IntentRL fine-tuning.

Training Algorithm	Learning Rate	Batch Size	Number of Training Epochs	Repeat Times	Max Prompt Tokens	Max Response Tokens
GRPO	1e-6	8	4	8	4096	1024
SFT	1e-5	64	4	-	4096	1024

For reward calculation during training, we utilize all-mpnet-base-v2 to measure the content score. To compute repetition and deviation penalties, we first use this model to calculate similarities between the generated question and both the interaction history and intent set. If these similarities exceed the repetition threshold τ_{rep} or fall below the relevance threshold τ_{rel} , respectively, the corresponding penalties are calculated according to Equation 10. Additionally, the format scores and insignificance penalty are calculated through the Qwen2.5-72B-Instruct model, and the prompt is shown in Section E.6 and E.7.

As for the hyperparameters for IntentRL fine-tuning, we provide the specific hyperparameters for GRPO and SFT algorithms in Table 5 and all the results of our agent in Section 4 are trained through GRPO algorithm. Furthermore, all experiments were conducted on a cluster of up to 8 NVIDIA H20 GPUs. We utilize the Trinity-RFT framework (Pan et al., 2025), a highly customizable RFT training library, to implement our entire workflow, including policy sampling, reward grading, and optimization.

A.3 Online Simulation

For online evaluation, we propose an intent-aware user simulator to respond to the proactive agent’s questions. The user simulator follows a hybrid rule-based and LLM-judge mechanism, as described in Section 3.4. In rule-based logic, we set the repetition threshold τ_{rep} as 0.92 to judge whether a clarifying question is redundant. Additionally, we set the relevance threshold τ_{rel} as 0.8 to evaluate the relevance of

clarifying question to user real intents. In LLM-judge logic, we prompt `gemini-3-pro-preview` to craft the response in a human-like style. Furthermore, we set the maximum number of clarification rounds to 9, as we demonstrated in Section 4.4 that this configuration yields the highest efficiency and downstream report quality. Finally, we utilize the `Qwen2.5-72B-Instruct` to summarize the information gathered during the clarification process into a refined query for downstream research. The complete prompts of user simulator and summary agent are shown in Section E.8 and Section E.9.

A.4 Deep Research Agent

For Qwen Deep Research Agent, we use the Dashscope API from Alibaba Cloud to call the model `qwen-deep-research`. It provides a built-in clarification module, which we evaluate as the ‘+ Qwen clarify’ entry in Table 2. For Gemini Deep Research Agent, we utilize `deep-research-pro-preview-12-2025`, the Gemini 3 Pro-powered model that achieves the best performance on Google’s recently released DeepSearchQA benchmark. For OpenAI Deep Research Agent, we employ the `o3-deep-research-2025-06-26` version, which we found to exhibit superior performance compared to other available versions. Additionally, we explicitly equip it with two tools provided by OpenAI, including `web_search_preview` and `code_interpreter`. To evaluate its built-in clarification module (the ‘+ OpenAI clarify’ entry in Table 2), we follow the official OpenAI API documentation (OpenAI, 2025b) by deploying a separate `gpt-4.1-2025-04-14` model and applying the prompt template provided in their guidelines. For Tavily Deep Research Agent, we use the pro version to generate downstream reports.

B More Results

B.1 Detailed Results on PDR-Bench

PDR-Bench provides more detailed sub-dimensions metrics in P-Score and Q-Score to systematically and comprehensively evaluate personalization in DR agents. Specifically, P-Score consists of four sub-dimensions: (1) Goal Alignment (GOAL): evaluates the report’s alignment with the user’s goals, (2) Content Alignment (CONT): measures the relevance and depth suited to the user’s background, (3) Presentation Fit (PRES): assesses whether the report’s style and structure matching user preferences, (4) Actionability (ACTI): evaluates the practical value and usefulness of insights. Additionally, Q-Score includes three sub-dimensions: (1) Depth & Insight (DEIN): measures the analytical richness and originality of the report, (2) Logical Coherence (LOGC): assesses the downstream report’s rigor and flow of reasoning, (3) Clarity & Readability (CLAR): evaluates the language fluency and presentation quality of the report. As shown in Table 6, *IntentRL* consistently achieves the highest scores across nearly all sub-dimensions on every DR agent. Notably, the significant improvements in personalization-related metrics compared to the no-clarification baseline confirm that our proactive agent successfully captures user-specific requirements, enabling more tailored report generation. Furthermore, the gains in three sub-dimensions of Q-Score indicate that eliciting deeper user intents also enriches the analytical depth and reasoning quality of reports. While CLAR shows more modest improvements, this aligns with our earlier observation that clarification primarily enhances content relevance rather than surface-level presentation aspects.

B.2 Results On Original Data from Benchmarks

In Section 4.1, we mentioned that when evaluating proactive agents on DeepResearch Bench and Rigorous Bench, we employ our query fuzzification and user intent extraction method to simplify and introduce ambiguity into the original queries. However, this preprocessing does not imply that our proactive agent cannot effectively elicit latent user intents from the benchmarks’ original, unmodified queries. We conduct an experiment to validate this, as shown in table 7. ‘w/o Clarify’ denotes the downstream DR agent directly conducting research using the original query, while ‘w/ IntentRL Clarify’ indicates that

Table 6: Detailed Scores in P-Score and Q-Score metrics of all baselines on PDR-Bench.

Method	P-Score				Q-Score		
	GOAL	CONT	PRES	ACTI	DEIN	LOGC	CLAR
Qwen Deep Research Agent							
no clarify	5.69	6.04	6.35	5.52	6.32	7.29	6.60
+ Qwen clarify	4.71	5.09	5.03	4.22	5.04	5.71	5.14
+ Learn-to-Ask clarify	6.14	6.62	6.50	<u>5.74</u>	6.50	7.40	6.58
+ Tell Me More clarify	6.13	<u>6.72</u>	6.33	5.61	6.31	7.43	6.57
+ CollabLLM clarify	<u>6.23</u>	6.71	<u>6.56</u>	5.71	<u>6.58</u>	<u>7.51</u>	<u>6.75</u>
+ IntentRL clarify	6.28	6.76	6.61	5.77	6.64	7.62	6.77
Gemini Deep Research Agent							
no clarify	6.30	6.44	7.53	6.50	6.83	7.77	7.06
+ Learn-to-Ask clarify	6.73	7.13	<u>7.55</u>	6.54	<u>7.07</u>	<u>7.94</u>	<u>7.30</u>
+ Tell Me More clarify	<u>6.77</u>	<u>7.34</u>	7.49	6.58	6.83	7.87	7.12
+ CollabLLM clarify	6.76	7.29	7.43	<u>6.59</u>	6.87	7.93	7.20
+ IntentRL clarify	6.94	7.46	7.86	6.84	7.09	8.09	7.35
OpenAI Deep Research Agent							
no clarify	5.39	5.53	5.59	5.06	5.85	7.05	5.88
+ OpenAI clarify	5.91	6.37	<u>6.26</u>	5.86	5.87	6.82	6.55
+ Learn-to-Ask clarify	6.00	6.53	5.77	5.51	6.17	7.31	<u>6.04</u>
+ Tell Me More clarify	6.26	<u>6.71</u>	5.79	5.57	6.11	7.22	5.78
+ CollabLLM clarify	6.17	6.64	6.50	5.65	<u>6.21</u>	7.35	6.03
+ IntentRL clarify	<u>6.23</u>	6.84	5.96	<u>5.74</u>	6.28	<u>7.33</u>	5.98
Tavily Deep Research Agent							
no clarify	6.35	6.37	7.35	6.77	6.96	8.04	6.85
+ Learn-to-Ask clarify	6.70	7.01	<u>7.46</u>	6.91	7.16	8.23	7.03
+ Tell Me More clarify	6.79	7.14	7.28	7.09	7.13	8.18	<u>7.20</u>
+ CollabLLM clarify	<u>6.96</u>	<u>7.22</u>	7.25	<u>7.19</u>	<u>7.24</u>	<u>8.33</u>	<u>7.24</u>
+ IntentRL clarify	7.03	7.33	7.55	7.24	7.32	8.38	7.24

Table 7: Evaluation results of utilizing the original query on DeepResearch Bench and Rigorous Bench.

Method	DeepResearch Bench					Rigorous Bench	
	Comp.	Insight	Instr.	Read.	Overall	Quality	1 – SDrift
w/ IntentRL Clarify	45.24	47.39	47.55	47.38	46.76	60.89	60.91
w/o Clarify	43.87	45.09	46.52	46.24	45.21	59.21	59.48

our proactive agent first engages in multi-turn clarification to explore missing user intents before research begins. The results demonstrate that our proactive agent *consistently* improves downstream report quality when applied to the original queries from both benchmarks. While these performance gains are relatively modest compared to those observed with simplified queries, this is largely because the original queries in these benchmarks are inherently comprehensive, providing detailed requirements and specific constraints. Therefore, the critical factors determining report quality lie in the search and reasoning capabilities during the research process rather than in supplementing user intent. Nevertheless, the consistent improvements validate that our agent can generalize beyond simplified queries and provide value even when initial user specifications are relatively complete.

C Case Study

We present a typical example of our method’s training data and clarification process in Figure 5 to demonstrate the evolution of our proactive agent’s behavior across the two training stages. In the offline training data, each sample consists of a historical dialogue context paired with a target intent list. During Stage I, we train the agent to generate clarification questions that elicit the intents specified in the target list based on the given context. After Stage I training, our proactive agent demonstrates strong performance in the initial clarification turns. However, as the interaction trajectory progressively deviates from the expert demonstrations in the offline training set, the agent begins to exhibit problematic behaviors in later turns. Specifically, it tends to ask questions that drift off-topic and shows limited sensitivity to user feedback, failing to adjust its strategy to recover from these missteps. This results in repeated questioning patterns, as illustrated in the bottom-left panel where the agent persists with similar questions despite explicit user signals indicating redundancy. After collecting these online rollout trajectories and mixing them into the offline data for Stage II training, the agent’s behavior improves substantially in real-world scenarios. As shown in the right panel, the proactive agent becomes more adept at identifying critical missing user intents and formulating high-value questions. Meanwhile, the issue of repetitive questioning is significantly alleviated. Furthermore, when users provide negative feedback (e.g., *“This question is not important to me”*), the agent demonstrates enhanced responsiveness that it promptly adjusts its focus and explores alternative angles that may better align with the user’s underlying interests.

D Specific Example of C-DAG Structure

A specific example of a constructed C-DAG from our training data is shown below in JSON format. Specifically, the `root_node` represents the simplified query, while `start_node_ids` specifies the depth-1 nodes in the C-DAG, which serve as the initial nodes in the traversal stack. The `nodes` field stores the specific content and options for each clarification question. Each option contains a `next_node_id` field that points to its child node, meaning that when the current node is visited and the user selects this option, the corresponding child node is added to the traversal stack as an accessible node for subsequent clarification turns.

Example of C-DAG Structure in JSON Format colback

```
{
  "root_node": "Summarize the involvement of major international consulting firms in Artificial Intelligence (AI).",
  "start_node_ids": [
    "q1",
    "q2"
  ],
  "nodes": {
    "q1": {
      "id": "q1",
      "text": "Which specific group of consulting firms would you like to focus on?",
      "options": [
        {
          "text": "The Big Four, Accenture, and MBB",
          "next_node_id": []
        },
        {
          "text": "IBM and Capgemini",
          "next_node_id": []
        },
        {
          "text": "A representative range including all of the above and similar firms",
          "next_node_id": []
        }
      ]
    }
  }
}
```



```

    ],
    "q2": {
      "id": "q2",
      "text": "What is the primary focus of your research on these firms' AI involvement?",
      "options": [
        {
          "text": "Their external activities and market offerings",
          "next_node_id": [
            "q3",
            "q11"
          ]
        },
        {
          "text": "Their internal strategy and development",
          "next_node_id": [
            "q4",
            "q11"
          ]
        }
      ]
    },
    "q3": {
      "id": "q3",
      "text": "Regarding their external activities, what information are you more interested in?",
      "options": [
        {
          "text": "Global investments, key initiatives, and outputs",
          "next_node_id": [
            "q5",
            "q12"
          ]
        },
        {
          "text": "AI-driven products, services, and client case studies",
          "next_node_id": [
            "q6",
            "q7",
            "q12"
          ]
        }
      ]
    },
    "q4": {
      "id": "q4",
      "text": "Regarding their internal strategy, which aspect is more important to you?",
      "options": [
        {
          "text": "Their strategic directions in AI",
          "next_node_id": [
            "q8",
            "q12"
          ]
        },
        {
          "text": "Their talent development programs for AI",
          "next_node_id": [
            "q9",
            "q12"
          ]
        }
      ]
    },
    "q5": {
      "id": "q5",
      "text": "When analyzing AI investments, what is more important to understand?",
      "options": [

```

```

    {
      "text": "The scale, nature, and global scope of financial commitments",
      "next_node_id": []
    },
    {
      "text": "The strategic rationale and meaningful patterns behind these investments",
      "next_node_id": []
    }
  ],
},
"q6": {
  "id": "q6",
  "text": "When covering AI-driven offerings, what is the desired level of analysis?",
  "options": [
    {
      "text": "A comprehensive overview of their products, platforms, and services",
      "next_node_id": []
    },
    {
      "text": "A critical assessment of the value, innovativeness, and client impact of these offerings",
      "next_node_id": []
    }
  ]
},
"q7": {
  "id": "q7",
  "text": "How should the report approach client case studies and application scenarios?",
  "options": [
    {
      "text": "Provide a diverse range of examples across different industries",
      "next_node_id": []
    },
    {
      "text": "Extract deep insights on practical impact, scalability, and key success factors from key cases",
      "next_node_id": []
    }
  ]
},
"q8": {
  "id": "q8",
  "text": "Regarding their AI strategy, what is the preferred analytical approach?",
  "options": [
    {
      "text": "Detail each firm's individual vision and main focus areas",
      "next_node_id": []
    },
    {
      "text": "Identify overarching strategic themes and compare their competitive positioning",
      "next_node_id": []
    }
  ]
},
"q9": {
  "id": "q9",
  "text": "When discussing AI talent, which aspect is more critical to cover?",
  "options": [
    {
      "text": "How they acquire and retain external AI talent",
      "next_node_id": []
    },
    {
      "text": "Their initiatives to train and upskill their existing workforce",
      "next_node_id": []
    }
  ]
}

```

```

    }
  ],
},
"q11": {
  "id": "q11",
  "text": "What should be the core analytical lens of the report?",
  "options": [
    {
      "text": "Analyze each firm's AI components (strategy, talent, products) separately",
      "next_node_id": []
    },
    {
      "text": "Focus on how these components are aligned and mutually reinforce each other",
      "next_node_id": []
    }
  ]
},
"q12": {
  "id": "q12",
  "text": "What should be the concluding focus of the report?",
  "options": [
    {
      "text": "A summary of the current state of AI involvement across the firms",
      "next_node_id": []
    },
    {
      "text": "Identifying emerging trends, future directions, and significant implications",
      "next_node_id": []
    }
  ]
}
}
}
}

```

E Used Prompts

E.1 Query Simplification & Shallow Intent Extraction

Prompt for Query Simplification & Shallow Intent Extraction

You are a query analysis and transformation expert. Your task is to receive an “original query” and perform the following operations:

1. Simplify Query: Convert the original query into a more concise and broader ‘simple_query’. This ‘simple_query’ should only retain the most core, high-level topic of the original query.
2. Extract Intent: Convert all the information that was simplified or removed into a ‘missing_intent’ list. This list should be expressed from the user’s first-person perspective (e.g., using “I want to...” or “I need to...”).

Original Query

{task}

Important Rules

1. Maintain a Valid Query Format: The ‘simple_query’ must remain a well-formed user request. It should preserve the original’s core action (e.g., “analyze,” “collect,” “research”) or question structure (e.g., “what is,” “how does”). Do not reduce it to a mere topic phrase or a few keywords.

Offline Training Data

[Context]	[Target Intent]
User: Develop an evaluation framework for quantitative trading strategies.	1... enable accurate comparison and analysis of strategies across...
Assistant: Are you primarily interested in evaluating multi-factor trading strategies ...	2... concerned that the market currently lacks a single...
User: I'm primarily interested in evaluating multi-factor trading strategies, but I want to make sure ...	3... comprehensively define the 'returns' dimension for quant strategies...

Clarification Process after Stage 1 Training

[Simple Query] Discuss the influence of AI interaction on interpersonal relations.
[Clarification] Clarify 1: ...in terms of positive impacts , or rather focus on the potential negative effects and challenges ... User: ... offer a balanced and nuanced discussion... Clarify 2: ... include more data and analysis on the positive impacts of ... or focus on the potential negative effects ... User: You repeat a question ... Clarify 3: ... mitigate the negative effects of AI interaction on interpersonal relationships ... User: You still repeat a question ...



Redundant and Repetitive Clarification

Clarification Process after Stage 2 Training

[Simple Query] Discuss the influence of AI interaction on interpersonal relations.
[Clarification] Clarify 1: Would you like to focus on how AI interaction affects individual interpersonal relationships, such as those between friends or family members , or would you prefer to examine its impact on broader social dynamics and interactions within communities or societies ? User: I'd like the report to examine how AI influences a wide variety of interpersonal relationships, covering romantic, familial, and friendship dynamics , as well as professional and parasocial contexts, rather than just focusing on one specific area. Clarify 2: Would you be more interested in the positive influences of AI on interpersonal relationships, such as how it can enhance communication and support, or would you prefer to explore the potential negative impacts , such as how it might affect face-to-face interactions and relationships? User: I'd like a balanced and nuanced discussion that covers both the positive and negative impacts of AI on relationships , so please address benefits like enhanced connection and support for isolated individuals, as well as drawbacks like social deskillling, emotional dependency, and shallower interactions. ... Clarify 5: Would you prefer the report to focus on the qualitative aspects, such as the nature and depth of relationships, or on the quantitative aspects, such as the frequency and nature of interactions, when examining the influence of AI on these different types of relationships? User: This question is not important to me, you don't need to focus on this. Clarify 6: Let's shift the focus. Would you like to explore the long-term effects of AI on interpersonal relationships or the short-term effects , such as how it influences current interactions and behaviors? User: Please ensure the report thoughtfully addresses the potential for AI to cause fundamental and long-term changes in the nature of interpersonal relations. ... [Finegrained Query] Analyze the influence of AI interaction on a wide variety of interpersonal relationships, including romantic, familial, friendships, professional, and parasocial contexts, by deeply exploring the mechanisms and processes through which AI changes these relations. Specifically, examine shifts in communication styles, social skill development, strategies for maintaining relationships, and ways of emotional expression. Ensure the report provides a balanced and nuanced discussion that covers both the positive and negative impacts of AI, such as enhanced connection and support for isolated individuals, as well as potential drawbacks like social deskillling, emotional dependency, and shallower interactions. Thoughtfully address the potential for AI to cause fundamental and long-term changes in the nature of interpersonal relations, exploring possible societal implications and transformative shifts.



Accurately Capturing User Intent



More Responsiveness to User Feedback

Figure 5: Case study of our proactive agent.

For example, simplify "Collect data on X and analyze Y" to "Research the relationship between X and Y," not just "X and Y relationship."

2. If the original query is already very short, specific, and has no extra details that can be simplified (e.g., it is a single, direct technical question), then return an empty string for 'simple_query' and an empty list for 'missing_intent'.

3. Your output language must be the same as the original query's language. For instance, if the original query is in English, your output for the simple query and missing intents must also be in English. Conversely, if the original query is in Chinese, your output must also be in Chinese.

Examples

1.

Original Query: Collect and compile the actual income and financial status of China's 9 social strata, with particular focus on researching and identifying the characteristics of China's middle class, including the actual number of middle-class individuals, their financial capacity, etc.

Simple Query: Collect and compile the economic situation of China's 9 social strata

Missing Intent: [I want to collect the actual income and financial status of China's 9 social strata, I want to particularly research the characteristics of China's middle class, including the actual number of middle-class individuals, their financial capacity, etc.]

2.

Original Query: Research the relationship between investment and lending relationships among domestic financial institutions and systemic risk? Model the lending relationships and risks at different levels or types

Simple Query: Research the correlations among domestic financial institutions

Missing Intent: [I want to research correlations including the connection between investment and lending relationships and systemic risk, I want to model the lending relationships and risks at different levels or types]

3.

Original Query: Collect and compile relevant information on the current top ten insurance companies by international comprehensive strength, conduct a horizontal comparison of various dimensions including each company's financing situation, credibility, growth rate over the past five years, actual dividends, future development potential in China, etc., and evaluate for me the 2-3 companies most likely to rank high in assets in the future

Simple Query: Collect and compile relevant information on the current top ten insurance companies by international comprehensive strength

Missing Intent: [I want to conduct a horizontal comparison of various dimensions including each company's financing situation, credibility, growth rate over the past five years, actual dividends, future development potential in China, etc., I want an evaluation of the 2-3 companies most likely to rank high in assets in the future]

Output Format: You must strictly adhere to the following JSON format for your response.

```
{
  "simple_query": "SIMPLE_QUERY_STRING",
  "missing_intent": [
    "MISSING_INTENT_1",
    "MISSING_INTENT_2"
  ]
}
```

E.2 Rubric-derived Deep Intent Generation

Prompt for Rubric-derived Deep Intent Generation

You are an intelligent assistant specializing in converting evaluation rubrics into a clear, direct list of user intents.

Task

Given a JSON-formatted rubric below that describes the elements of a high-quality report. You will convert these evaluation criteria into a list of intents from a first-person user's perspective.

Rubrics

{rubrics_str}

Important Rules

1. Combine each criterion and its explanation to distill a specific, clear user intent. Ensure that all

key information points from the original rubric are included.

2. Use the first-person perspective, emulating a user who knows what they want. For example, use phrases like "I want the report to...", "The report needs to clarify...", and "Please ensure..."

3. Your output language must match the language of the original query. That is, if the original query is in English, your output intents must also be in English. Conversely, if the original query is in Chinese, your output intents must also be in Chinese.

Output Format: Please strictly adhere to the following JSON format for the result. List all criteria from the rubric in their original order.

```
{  
  "comprehensiveness": [INTENT_1, INTENT_2, ...],  
  "insight": [INTENT_1, INTENT_2, ...],  
}
```

E.3 Base Graph Construction

Prompt for Base Graph Construction

Background

The goal of the Deep Research Agent is to generate a comprehensive, in-depth, high-quality research report based on a single task request from the user. To ensure the correct direction before research begins, the agent has the capability to conduct multiple rounds of follow-up questions with the user before executing the task, uncovering potential intents that the user has not explicitly expressed in the task request. These follow-up questions are organized into a "Clarification Directed Acyclic Graph" structure, which gradually refines and clarifies task requirements through interaction with the user.

Task

Your core task is to design the initial version of this clarification Directed Acyclic Graph based on the given original coarse-grained task and the list of user's potential needs. Specific steps are as follows:

1. Design Questions and Options: Iterate through the user's potential needs list, converting each item into a clear and specific clarification question directed at the user, along with 2-3 selectable options. Options can be extracted from text such as "for example," "including," "X and Y," "X or Y" within that item. For example, the intent item "want to collect the actual income and financial status of China's 9 social strata" can be extracted into the question "Which aspect of the economic situation of China's 9 social strata are you more concerned about?" with two options: "actual income" and "financial status."

- Note: All option content must originate from the user's potential needs, which means each option represents a valid user requirement. You cannot fabricate content beyond the user's potential needs as options.

2. Build Clarification Directed Acyclic Graph Structure: Organize all questions and options into a clarification Directed Acyclic Graph in JSON format. You need to define:

- * Which questions are parallel initial questions (starting nodes).

- * Which questions have dependency relationships (one question's answer determines the next question).

- * Ensure the final output JSON structure strictly follows the format in "Output Requirements" below.

Input Data

1. Original Coarse-grained Task

{task}

2. User's Potential Needs List

{intent_list_str}

Output Requirements

You can only generate one JSON object, without any other additional content. This object represents the clarification Directed Acyclic Graph. Its structure must follow the example format below (you do not need to write comments). 'start_node_ids' defines the starting question nodes with no prerequisites. The 'nodes' object contains definitions of all question nodes, and the 'next_node_id' list defines the subsequent question nodes that will be triggered after selecting an option.

'Example Directed Acyclic Graph'

Important Rules

- Your output language must be the same as the language of the original coarse-grained task. If the original task is written in Chinese, then the generated follow-up questions and option content should also be in Chinese. Similarly, if the original task and scoring criteria are written in English, then the generated follow-up questions and option content should also be in English.
- The number of options corresponding to each question must strictly be no fewer than 2 and no more than 3!

E.4 Graph Expansion

Prompt for Graph Expansion

Task

You have already constructed an initial clarification Directed Acyclic Graph. Now, you need to expand the existing clarification Directed Acyclic Graph by adding deeper-level follow-up questions. Your core task is to deepen and expand the existing clarification Directed Acyclic Graph based on a list of deeper, more fine-grained user intents, increasing its branches and depth, thereby building a more complex clarification path that can comprehensively capture user intents, while ensuring that there is no content duplication between nodes.

Input Data

1. Initial Clarification Directed Acyclic Graph: A simple clarification Directed Acyclic Graph with only a few nodes or even no nodes

{original_Directed Acyclic Graph}

2. User Intent List: Contains all complete requirements of the user for this task, some of which may require online search to complete

{intent_list_str}

Step-by-Step Guide

1. Carefully read and review each item in the user intent list, determining which items are more suitable for obtaining information by asking the user, and which items are more suitable for obtaining information through web search. Avoid asking the user about knowledge that needs to be researched and searched, which would reduce the user experience.
2. Filter out at least 8 intents that are most suitable for obtaining information by asking the user.

These often can influence the research direction and establish the foundation for research scope, standards, and focus.

3. Iterate through all intents filtered in step 2, converting each item into a clear and specific clarification question directed at the user, along with 2-3 selectable options. Options can be extracted from text such as "for example," "including," "X and Y," "X or Y" within the intent. For example, the intent item "want to collect the actual income and financial status of China's 9 social strata" can be extracted into the question "Which aspect of the economic situation of China's 9 social strata are you more concerned about?" with two options: "actual income" and "financial status."

- Note: All option content must originate from the user's potential needs, which means each option represents a valid user requirement. You cannot fabricate content beyond the user's potential needs as options.

4. If the initial clarification Directed Acyclic Graph does not have any nodes, then you directly construct a new clarification Directed Acyclic Graph; if the initial clarification Directed Acyclic Graph has nodes, then you need to expand the clarification Directed Acyclic Graph. The node addition steps are as follows:

- Understand the current Directed Acyclic Graph's design and each follow-up question within it
- Iterate through each node, trying to design different follow-up questions for each of its options. These follow-up questions should also play an important role in clarifying user intent and improving the quality of the final report
- Design 2-3 options for this follow-up question node
- Design different follow-up questions for each option
- Continuously and recursively repeat steps 2-4 until a follow-up question subDirected Acyclic Graph that can clearly clarify user intent is constructed for each newly added node. When designing a subDirected Acyclic Graph for a node, you can dig deeper based on a particular intent, which is equivalent to designing an increasingly in-depth path for the research, thereby improving the depth of the overall research process.
- You only need to generate one expanded clarification Directed Acyclic Graph JSON object at the end, without any other additional content.

Important Rules:

1. Carefully check the final generated Directed Acyclic Graph, and delete any nodes with highly overlapping content.
2. The number of options corresponding to each question must strictly be no fewer than 2 and no more than 3! Try to have different options correspond to different follow-up questions to ensure the diversity and density of Directed Acyclic Graph nodes.
3. The total number of nodes in the expanded Directed Acyclic Graph cannot exceed 20.
3. Your output language must be the same as the language of the user intent list. If the user intent list is written in Chinese, then the generated follow-up questions and option content should also be in Chinese. Similarly, if the user intent list is written in English, then the generated follow-up questions and option content should also be in English.

The method of adding nodes can refer to the following example. You do not need to write comments when generating the Directed Acyclic Graph.

Original Directed Acyclic Graph:

```
{{  
  "start_node_ids": ["q1", "q2"],  
  ...  
}}
```

```
}}
```

Expanded clarification Directed Acyclic Graph JSON object. It should contain all nodes from the initial Directed Acyclic Graph and add new nodes and connection relationships to reflect the exploration of deeper user intents. The format should be consistent with the example below.

```
{{  
  "start_node_ids": ["q1", "q2", "q3"],  
  ...  
}}
```

E.5 System Prompt for Proactive Agent

System Prompt for Proactive Agent

Task

You are an AI assistant specializing in user intent clarification. Given an ambiguous user request, your primary goal is to identify the **single most critical** piece of missing information and ask a targeted question to resolve it.

Guidelines

1. Your response must be a **single paragraph** containing exactly one concise question with 2-3 distinct answer choices. Note that don't provide too many choices, which will make users feel complicated.
2. **NEVER** repeat a question that has already been asked in the conversation history. If a user points out that your question is repetitive, you must immediately pivot to a new line of questioning.
3. Your question must not be a simple rephrasing of the user's request or breaking it down into the components they already mentioned. Instead, it should seek to uncover a crucial piece of underlying context, such as the user's goal or a specific constraint they haven't stated.
4. If the user indicates your question is **NOT Relevant or Important**, re-analyze their request from a different angle and ask a new, valuable question to uncover a different critical piece of information.
5. Respond in the same language as the user's request. For instance, if the user asks in English, you must reply in English; if the user ask in Chinese, you must reply in Chinese.

E.6 Prompt for Format Scoring Reward Calculation

Prompt for Format Scoring Reward Model

You are tasked with evaluating the format of a question by counting how many distinct questions it contains and assigning a format score accordingly.

Input

```
{}
```

Scoring Rubric

- 1.0: The input contains exactly 1 question with multiple options/choices
- 0.5: The input contains exactly 2 questions with options/choices
- 0.0: The input contains more than 2 questions

How to Count Questions

****Key principle**:** Count the number of question marks (?) in the input. Each question mark typically indicates one distinct question.

****Important distinctions**:**

- A question may present multiple options or choices (e.g., "option A or option B"). These options are NOT separate questions; they are alternative answers to the same question.
- Options are typically connected by words like "or", "and", or presented as alternatives within a single interrogative sentence.
- Only count distinct questions, not the number of choices/options provided.

- Question marks: 2

- Reasoning: This contains 2 distinct questions (one about focus areas, another about opportunities vs challenges)

- Score: 0.5

Output Format

<think>Explain your reasoning for the format and content scores clearly and concisely. </think>

<format_score>Insert only the format score as a float (e.g., 1.0, 0.5, 0.0)</format_score>

> Important:

> - Output ****exactly**** the two tags shown above.

> - Do ****not**** include any additional text, explanation, or formatting outside the tags.

> - Ensure clarity and precision in your evaluation reasoning within the '<think>' tag.

E.7 Prompt for Insignificance Penalty Calculation

Prompt for Insignificance Penalty Model

You are a Quality Assurance specialist for AI-human interaction. Your task is to evaluate whether an AI's follow-up question is "valid" or "redundant".

Task

Analyze the provided User Request and the AI's Clarification Question to determine if the AI is genuinely seeking new context or simply "parroting" the user.

Evaluation Criteria

A follow-up question is ****REDUNDANT**** if:

- Self-Answering: It asks the user to provide the answer to their own original question (e.g., User asks "Which is better, A or B?", AI asks "Do you think A or B is better?").
- Restating Requirements: It asks the user to choose between components they have already explicitly requested to be included (e.g., User asks for "A and B," AI asks "Do you want A or B?").
- Zero Information Gain: It rephrases the request as a question without seeking any underlying constraints, goals, or missing parameters.

Examples

****Example 1:****

- User Request: "Collect and compile the actual income and financial status of China's current 9 social strata, with particular focus on researching and identifying the characteristics of China's middle class, the actual number of middle-class individuals, their financial capacity, etc."

- Clarification Question: "When researching the income and financial status of China's middle class, which aspect are you most concerned about? A. Income level B. Financial status"

output:

<think>The Clarification Question asks the user to choose between aspects (income and financial status) they already explicitly mentioned wanting to research.

</think>

<verdict>1</verdict>

****Example 2:****

- User's Request: "Future development trends of China's finance sector, which subdivided field (such as investment banking, PE, fixed income, etc.) has more upward potential in the future"

- AI Follow-up: "Among the future development trends in China's finance sector, which subdivided field (such as investment banking, private equity (PE), fixed income, etc.) do you think has greater upward potential? A. Investment banking... B. Private equity... C. Fixed income..."

Output Format:

<think>A concise explanation of why the question fails or succeeds</think> <verdict>Insert 1 (redundant) or 0 (valid)</verdict>

E.8 User Simulator

Prompt for User Simulator

You are role-playing as a human USER interacting with an AI collaborator to complete a specific task. Your goal is to generate realistic, natural responses that a user might give in this scenario.

Input Information:

You will be provided with an Intent List

{}

Task Description:

Given the ongoing conversation between you (as the user) and the AI assistant, your task is to answer the question in the last message from assistant into a natural, conversational response that a human user would provide.

1. Analyze the question to determine which intent from the Intent List it corresponds to. This intent reflects the underlying goal behind the answer.
2. Use the chosen intent as a guide to craft an answer in a human-like style. Your response should sound like something a person would actually say, rather than a robotic selection of an option or a direct statement of fact.

Guidelines:

- Stay in Character: Role-play as a human USER. You are NOT an AI. Maintain a consistent personality throughout the chat.
- Goal-Oriented: Keep the chat focused on your intent. Avoid small talk or digressions. Redirect the chat back to the main objective (your Intent List) if it starts to stray.
- Don't Copy Input Directly: Use the provided information for understanding context only. Avoid copying target queries or any provided information directly in your responses.
- While your response should be creative and not a direct copy, it must incorporate every detail information from the chosen intent.

Output Format

{Your response answer}

> Important:

> - Only output your response answer. Do **not** include any additional text, explanation, or formatting in your response.

> - Phrase your response as a declarative statement, not a question.

> - Your output language must match the language of your chat history. That is, if the chat history is in English, your output rephrased answer must also be in English. Conversely, if the chat history is in Chinese, your output rephrased answer must also be in Chinese.

E.9 System Prompt for Summary Agent

System Prompt for Summary Agent

You are an expert Query Optimizer. Your task is to transform a simple, vague original query into a comprehensive, high-quality finegrained query based on your history clarification dialogue.

Input Information

1. Original Query: {original_query}
2. History Clarification Dialogue: {history_clarification}

Guidelines

1. Carefully review your history clarification. Identify every constraint, preference, and detail in the conversation.
2. Merge the core topic of the original query with the specific details extracted from the dialogue.
3. Guarantee absolute information fidelity. The refined query must be strictly and exclusively derived from the original query and the valid clarification dialogue. Do not introduce any external information, assumptions, conceptual substitutions, fabricated details, or excessive stylistic embellishments.
4. Rewrite the prompt into a single, cohesive, and professional query.

Information Notes

- Perfectly styled as a direct, imperative user command (e.g., starts with "Analyze...", "Create...", "Act as..."). It is written from the user's perspective, is fully actionable, and contains no conversational AI-like phrasing.
- The language should be precise and adapted to the target audience mentioned in the dialogue (if any).
- Ensure there are no logical conflicts.
- Exclude information from any clarification exchanges the user has identified as irrelevant, unimportant, or repetitive. Do not incorporate such dismissed information into the final query.
- Your output language must match the language of the Original Query. That is, if the Original Query is in English, your output 'finegrained_query' must also be in English. Conversely, if the Original Query is in Chinese, your output 'finegrained_query' must also be in Chinese.

Output Format

Your response must be a **single paragraph** containing **ONLY** the text of the 'finegrained_query'. Do not include explanations.