

# Beyond Exposure: Optimizing Ranking Fairness with Non-linear Time-Income Functions

Xuancheng Li\*  
lixuancheng23@mails.tsinghua.edu.cn  
DCST, Tsinghua University  
Beijing, China

Tao Yang  
taoyang@cs.utah.edu  
Kahlert School of Computing,  
University of Utah  
Salt Lake City, Utah, USA

Yujia Zhou  
zhouyujia@mail.tsinghua.edu.cn  
DCST, Tsinghua University  
Beijing, China

Qingyao Ai  
aiqingyao@gmail.com  
DCST, Tsinghua University  
Beijing, China

Yiqun Liu  
yiqunliu@tsinghua.edu.cn  
DCST, Tsinghua University  
Beijing, China

## Abstract

Ranking is central to information distribution in web search and recommendation, where systems must balance relevance-based effectiveness with fairness for item providers. A prominent formulation is *Exposure Fairness*, which allocates position-induced attention according to item merit; however, exposure is often only an intermediate allocation signal, since provider utility may depend on context-dependent exposure-to-income conversion. To address this limitation, we study fair ranking with context-dependent provider utility, which we refer to as *income*. We formalize *Income Fairness*, requiring cumulative provider income to be proportional to relevance, and develop a corresponding metric with a context-dependent unit-income function.

We propose **DIDRF**, a **D**ynamic-**I**ncome-**D**erivative-aware **R**anking **F**airness algorithm for income-fair ranking. DIDRF exploits the quadratic structure of income-fairness violations to derive a prefix-aware and state-calibrated scoring rule that jointly balances effectiveness and income fairness. Experiments on standard learning-to-rank datasets with log-calibrated semi-synthetic income environments constructed from real advertising and e-commerce logs show that DIDRF improves income fairness over representative fair-ranking baselines while maintaining competitive ranking effectiveness.

## CCS Concepts

- **Information systems** → **Learning to rank**; *Information retrieval*;
- **Computing methodologies** → Online learning settings;
- **Human-centered computing** → Human computer interaction (HCI).

## Keywords

Learning to Rank, Fair Ranking, Exposure Fairness, Income Fairness

Permission to make digital or hard copies of all or part of this work for personal or classroom use is granted without fee provided that copies are not made or distributed for profit or commercial advantage and that copies bear this notice and the full citation on the first page. Copyrights for components of this work owned by others than the author(s) must be honored. Abstracting with credit is permitted. To copy otherwise, or republish, to post on servers or to redistribute to lists, requires prior specific permission and/or a fee. Request permissions from [permissions@acm.org](mailto:permissions@acm.org).

Conference acronym 'XX, Woodstock, NY

© 2026 Copyright held by the owner/author(s). Publication rights licensed to ACM.

ACM ISBN 978-1-4503-XXXX-X/2026/06

<https://doi.org/XXXXXXXX.XXXXXXX>

## ACM Reference Format:

Xuancheng Li, Tao Yang, Yujia Zhou, Qingyao Ai, and Yiqun Liu. 2026. Beyond Exposure: Optimizing Ranking Fairness with Non-linear Time-Income Functions. In *Proceedings of Make sure to enter the correct conference title from your rights confirmation email (Conference acronym 'XX)*. ACM, New York, NY, USA, 12 pages. <https://doi.org/XXXXXXXX.XXXXXXX>

## 1 Introduction

Ranking serves as the core of information distribution in modern information retrieval (IR) systems such as web search engines and recommendation systems. Depending on how information is ranked and presented to users, ranking systems can control how much utility a user or a provider could get from an IR service. Previous studies on ranking optimization usually focus on improving the effectiveness of ranking systems through maximizing user utility [27, 44], i.e., putting the items with the highest relevance to user's need at positions that are most likely to be noticed by users. Nowadays, as more and more people recognize that monotonically optimizing relevance could lead to severe imbalance and unfairness to information providers in the market, more research starts to study fairness problems in ranking algorithms. How to develop a ranking system that can provide relevant results to users while maintaining a reasonable fairness to information providers has thus become an important research question in the IR community [21, 46, 47, 52].

When talking about ranking fairness for information providers, one of the most well-known concepts is *Exposure Fairness* [30]. Assuming that information providers could benefit only from the exposure of their products to users, the problem of ranking fairness from the provider side is essentially a problem of exposure allocations. Therefore, the idea of exposure fairness is that, if a ranking system could provide equal exposure to information providers with similar properties, then the system should be considered fair. Representative work in this direction spans group-based fairness [28, 43], relevance-based fairness [39], adaptive exposure allocation [25], distributed amortized exposure [45], and scalable exposure control [42]. While the objectives and definitions of fairness could vary a bit, most of the existing studies on ranking fairness focus on exposure fairness and assume that provider utility can be directly represented or is proportional to item exposure [5, 8, 10, 17].

Despite its simplicity and popularity, exposure fairness relies on a proxy assumption: position-induced exposure can represent

provider-side utility. This can be unreliable in practice [36] because provider utility is not determined by exposure alone: beyond exposure, it often depends on context-dependent factors such as time and region, which affect how exposure is converted into downstream outcomes. Thus, rankings allocate exposure opportunities, but high placements may not necessarily translate into comparable realized provider utility. Even for items with comparable relevance, the value realized from the same exposure may vary across temporal, spatial, or other contexts. Time-sensitive domains provide intuitive examples. For example, early exposure is more valuable in breaking news [13], while restaurant utility may vary with both time and location, such as whether nearby customers are active during peak hours [6, 53]. Thus, exposure is only an intermediate allocation signal, and equal exposure may still yield unequal realized provider utility.

Therefore, this paper studies fair ranking when exposure does not fully capture the final provider-side utility. We define the provider utility induced by exposure in ranking as **income**, i.e., a ranking-induced expected provider-utility signal under a given context (e.g., time). We establish a formal definition of *Income Fairness*, introduce an income function that maps context-specific exposure to income, and develop a corresponding measurement metric. Instead of modeling provider utility solely using item exposure, income fairness seeks to ensure fairness in provider utility within ranking under more realistic, complex, and context-dependent conditions.

Optimizing income fairness is challenging because the ranking system directly controls exposure rather than income. Changing an item's ranking position changes its allocated exposure, but the income produced by one unit of exposure may vary with context. Among various contextual factors, time is a representative one, as temporal signals have been widely used to model context-dependent behavior and outcomes [12, 53]. Therefore, in our experiments, we instantiate this idea through time-varying unit income to capture temporal changes in provider utility. We construct two log-calibrated semi-synthetic environments to evaluate whether exposure-based fair-ranking methods remain fair when the mapping from exposure to provider utility is context-dependent. In our evaluation, we adapt representative exposure fairness algorithms to the proposed income fairness objective. However, these adaptations do not fully model the dynamic coupling between ranking decisions, assigned exposure, and context-dependent unit income, and therefore may be less effective at optimizing income fairness in this setting.

To address this limitation, we propose the **Dynamic-Income-Derivative-aware Ranking Fairness (DIDRF)** algorithm for both offline and online ranking settings. DIDRF jointly optimizes effectiveness and income fairness by estimating the marginal effect of each ranking decision on accumulated provider income. Rather than simply replacing exposure with income, DIDRF derives a marginal objective that explicitly models how the current ranking-induced income increment changes cumulative income fairness. This yields a prefix-aware and state-calibrated ranking score that combines effectiveness, an income-deficit signal, and a second-order fairness correction. Experiments show that DIDRF provides a better

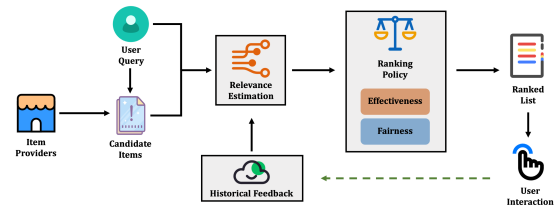


Figure 1: Workflow of the dynamic ranking system.

effectiveness–fairness trade-off than income-adapted variants of representative exposure–fairness algorithms.<sup>1</sup>

## 2 RELATED WORK

**Exposure Fairness and Income Fairness.** Exposure fairness is a central notion in fair ranking: Biega et al. [8] proposed equity of attention, and Singh and Joachims [39] formalized fairness of exposure in rankings. These methods mitigate position bias by requiring accumulated exposure to be proportional to relevance or merit [16], and recent work extends this view to adaptive allocation, scalable recommendation, long-term constraints, and query-aware amortized ranking [5, 10, 25, 42, 45]. However, fair exposure does not necessarily imply fair income, since income can also depend on contextual factors, as discussed in §1. Income fairness has been studied more broadly in distributive justice and algorithmic allocation [2, 9], but remains underexplored in fair ranking, where ranking decisions allocate exposure while realized income may vary across ranking contexts.

**Fair Ranking Algorithms.** Fair ranking algorithms are often categorized into open-loop and feedback-loop methods based on whether historical outcomes are used to update ranking scores [50]. Open-loop methods optimize rankings under fixed relevance estimates using linear programming, policy-gradient optimization, differentiable ranking models, or fairness-aware learning-to-rank objectives [21, 24, 33, 39, 40]. Feedback-loop methods update ranking policies using accumulated exposure, fairness deficits, or long-term ranking constraints [31, 48, 50, 51], while recent variants further consider economic or traffic-aware allocation [46, 47, 52]. Different from these exposure-centered methods, DIDRF is designed for the more challenging income–fairness setting and provides a dedicated optimization framework for this objective.

## 3 Background

Ranking systems operate as two-sided mechanisms: they serve users by placing relevant items at positions likely to be examined, while allocating exposure opportunities to item providers. In dynamic settings, the displayed rankings also shape biased feedback signals, which in turn affect future ranking decisions and downstream outcomes such as income. We therefore first formalize the dynamic ranking workflow and feedback model used throughout the paper, and then review the effectiveness objective and exposure-based fairness metrics built on this workflow. Finally, we explain why exposure alone can be an insufficient proxy for provider utility, motivating the income-based fairness formulation introduced next.

<sup>1</sup>Our code is available at <https://anonymous.4open.science/r/DIDRF>

### 3.1 The Ranking System

**3.1.1 Ranking Workflow.** Figure 1 illustrates the dynamic ranking workflow considered in this paper. Building on prior research [50, 51], the ranking process is conventionally structured as follows, and our study follows the same general procedure. At timestep  $i$ , a ranking session is initiated when a user submits a query  $q$ .<sup>2</sup> For this query, the system retrieves a candidate set  $D(q)$  from item providers. If the true relevance of these items is unknown, the system uses a relevance estimator to infer item relevance from historical feedback. The system then constructs a ranked list  $\pi_i$ , where  $\pi_i[j]$  denotes the item placed at position  $j$ , by optimizing ranking objectives such as effectiveness, fairness, or a combination of both. After the ranked list is presented to the user, feedback signals such as clicks are collected and used to update the relevance estimator. Meanwhile, the system maintains accumulated ranking outcomes, such as exposure or income, which can be used to support subsequent optimization of the ranking policy.

**3.1.2 Partial and Biased Feedback.** As noted above, user feedback plays a critical role in ranking systems. However, it can be a partial and biased indicator of relevance, because users can only provide meaningful feedback for items that they have examined. Following existing works on click models [14, 48], we model the probability of a user clicking on item  $d$  in ranking list  $\pi_i$  for query  $q$  as:

$$p(c = 1 \mid d, \pi_i, q) = p(e = 1 \mid d, \pi_i) p(r = 1 \mid d, q), \quad (1)$$

where  $p(e = 1 \mid d, \pi_i)$  is the probability that item  $d$  is examined by the user, and  $p(r = 1 \mid d, q)$  is the probability that item  $d$  is relevant to query  $q$ . This factorization indicates that a click is observed only when the item is both examined and relevant. Therefore, clicks do not directly reveal relevance: an unclicked item may be irrelevant, or it may simply not have been examined. This motivates us to explicitly model examination bias in the ranking process.

Following existing works [33, 49], we consider two types of bias in the user's examination process. First, **positional bias** means that the examination probability depends on the item's position in the ranked list and usually decreases as the position moves down the list [16]. Second, **selection bias** occurs when not all items are presented to users or when the ranked list is too long for users to examine completely [34]. We capture these two biases using a position-dependent examination probability with an examination cutoff  $k_c$ :

$$p(e = 1 \mid d, \pi_i) = \begin{cases} p_{\text{rank}(d|\pi_i)}, & \text{if } \text{rank}(d \mid \pi_i) \leq k_c, \\ 0, & \text{otherwise,} \end{cases} \quad (2)$$

where  $\text{rank}(d \mid \pi_i)$  denotes the position of item  $d$  in  $\pi_i$ , and  $p_j$  denotes the examination probability at position  $j$ .

### 3.2 User Utility Measurement

In ranking systems, user satisfaction, also referred to as user-side utility or effectiveness, is crucial for evaluating performance. It measures whether relevant items are placed at positions that are likely to be examined. A widely used metric for user-side utility is **Normalized Discounted Cumulative Gain (NDCG)** [26]. For a

ranking list  $\pi_i$  displayed for query  $q$ , we use:

$$\text{NDCG}@k_c(\pi) = \frac{\sum_{i=1}^{k_c} R(\pi[i], q) \lambda_i}{\sum_{i=1}^{k_c} R(\pi^*[i], q) \lambda_i} = \frac{\sum_{i=1}^{k_c} R(\pi[i], q) p_i}{\sum_{i=1}^{k_c} R(\pi^*[i], q) p_i}. \quad (3)$$

where  $R(\pi_i[j], q)$ <sup>3</sup> is the relevance score of the item at position  $j$ ,  $\pi_i^*$  is the ideal ranking sorted by relevance, and  $\lambda_i$  is the weight assigned to position  $i$ . Following prior work [38], we set  $\lambda_i$  equal to the examination probability  $p_i$ .

Building on NDCG, **cumulative NDCG (cNDCG)** is commonly used to evaluate effectiveness in online ranking systems [50, 51]:

$$\text{Eff}(n) = \text{cNDCG}@k_c(n) = \sum_{i=1}^n \alpha^{n-i} \text{NDCG}@k_c(\pi_i, q), \quad (4)$$

where  $\alpha \in (0, 1]$  is a temporal discount factor and  $n$  is the total number of ranking timesteps. We also use cNDCG as the evaluation metric for effectiveness in this paper.

### 3.3 Provider Utility Measurement

The order in which items are ranked by a ranking system can have a significant impact on the income generated by item providers. A fair ranking system should ensure that items with similar quality, i.e., relevance, receive comparable treatment, ultimately aiming to provide item providers with similar earnings for items of similar relevance. In addition to ensuring the effectiveness of the ranking system from the user's perspective, it is also important to consider fairness towards items and item providers from the provider's perspective.

The most commonly employed fairness metric in current online ranking algorithms is **Exposure Fairness**. Exposure fairness treats exposure, defined via cumulative examination probabilities, as a proxy for provider utility. Intuitively, exposure fairness requires that the cumulative exposure received by each document be proportional to its relevance, so that more relevant documents receive correspondingly greater exposure over time. Following the standard cumulative exposure formulation in prior work [8], the cumulative exposure of item  $d$  after  $n$  ranking timesteps is given by:

$$E(d, n) = \sum_{i=1}^n \sum_{j=1}^{k_c} p_j \mathbb{I}(\pi_i[j] = d). \quad (5)$$

where  $E(d, n)$  denotes the cumulative exposure received by item  $d$  over  $n$  ranking timesteps, and  $\mathbb{I}(\cdot)$  is the indicator function. Based on cumulative exposure, we quantify exposure unfairness using the following metric [33]:

$$\text{unfair}_{\text{exp}}(q, n) = \frac{1}{|D(q)|(|D(q)| - 1)} \sum_{\substack{d_x, d_y \in D(q) \\ d_x \neq d_y}} \left( E(d_x, n)R(d_y) - E(d_y, n)R(d_x) \right)^2, \quad (6)$$

$$\text{fair}_{\text{exp}}(q, n) = -\text{unfair}_{\text{exp}}(q, n).$$

where  $D(q)$  is the candidate item set for query  $q$ . Exposure fairness provides a clear and widely used way to model fairness by treating exposure as the opportunity allocated to item providers [8, 33, 39]. However, exposure is only a proxy for the income that providers eventually realize. When the mapping from exposure to income

<sup>2</sup>The query  $q$  represents a general ranking query, such as a recommendation query or a text query submitted to a search engine.

<sup>3</sup>Throughout the rest of the paper, when the fixed query  $q$  is clear from context, we omit  $q$  and write the relevance score as  $R(\pi_i[j])$  or  $R(d)$ .

varies across items or contexts, equal exposure need not imply equal income. This motivates the income fairness formulation introduced in §4.

## 4 Income Fairness

Exposure fairness captures the opportunity allocated by a ranking, but the income realized from that opportunity may vary. We use *income* broadly to denote measurable provider utility induced by ranking exposure, including revenue, orders, conversions, and other benefits. The gap between exposure and income becomes especially clear when the value of exposure depends on context. For example, in news platforms, earlier exposure can generate substantially more income than later exposure, especially for newly published stories [13]. In local restaurant ranking, showing a restaurant to nearby users during peak hours may bring more income than the same exposure delivered off-peak [6, 53]. These examples show that the exposure-to-income mapping can depend on temporal, spatial, or market contexts. Therefore, a ranking that satisfies exposure fairness may still produce unequal realized income. We thus formalize *Income Fairness*, which evaluates fairness based on income realized from ranking exposure rather than exposure alone.

### 4.1 Definition of Income Fairness

Following the fixed-query setting in §3.3, we define income fairness over the candidate set  $D(q)$ . Let  $v_d^i$  denote the ranking-induced income of item  $d$  at timestep  $i$ , i.e., the measurable provider gains generated from exposure at that timestep.

*Definition 4.1 (Income Fairness).* A ranking at timestep  $i$  satisfies *Income Fairness* if the income realized by each item is proportional to its relevance. Equivalently, for any two items  $d_x, d_y \in D(q)$  with positive relevance scores, their income-to-relevance ratios are equal:

$$\frac{v_{d_x}^i}{R(d_x)} = \frac{v_{d_y}^i}{R(d_y)}. \quad (7)$$

*Income Fairness* may not hold exactly at each individual ranking timestep, especially when similarly relevant items compete for limited exposure. Following the idea of amortized fairness in ranking [8, 39], we therefore define income fairness over cumulative income across multiple ranking timesteps. For item  $d$ , its cumulative income after  $n$  ranking timesteps is:

$$I(d, n) = \sum_{i=1}^n v_d^i. \quad (8)$$

*Definition 4.2 (Amortized Income Fairness).* For a fixed query  $q$ , a sequence of rankings  $\pi_1, \pi_2, \dots, \pi_n$  satisfies *Amortized Income Fairness* if each item's cumulative income is proportional to its relevance. Equivalently, for any two items  $d_x, d_y \in D(q)$  with positive relevance scores, their cumulative income-to-relevance ratios are equal:

$$\frac{I(d_x, n)}{R(d_x)} = \frac{I(d_y, n)}{R(d_y)}. \quad (9)$$

### 4.2 Income Measurement

In this section, we introduce a measure of income fairness for general ranking systems. Our starting point is that an item can generate income for its provider only when it is examined by the user.

Moreover, conditional on being examined, the expected income per examination may depend on the ranking context. Therefore, the ranking-induced income of an item can be decomposed into two components: (i) *exposure*, which determines how likely the item is examined under a displayed ranking, and (ii) a *unit-income* term, which quantifies the expected income generated per unit exposure under the current context.

Based on this decomposition, we measure the income of item  $d$  at timestep  $i$  as the product of its position-induced exposure and a context-dependent unit-income function. Let  $\xi_i$  denote the ranking context at timestep  $i$ , such as temporal, spatial, or market conditions. We use  $\mu(d, q, \xi_i) \geq 0$  to denote the *unit-income function*, i.e., the expected income generated by one unit of exposure for item  $d$  under query  $q$  and context  $\xi_i$ . In our implementation, we normalize  $\mu(d, q, \xi_i)$  to  $[0, 1]$  across timesteps to ensure comparable unit-income scales. Given the displayed ranking  $\pi_i$ , the income associated with item  $d$  at timestep  $i$  is then defined as:

$$\Delta E(d, i) = \sum_{j=1}^{k_c} p_j \mathbb{I}(\pi_i[j] = d). \quad (10)$$

Here,  $\Delta E(d, i)$  measures the expected exposure of item  $d$  at timestep  $i$ , or equivalently, how likely item  $d$  is to be examined under the displayed ranking  $\pi_i$ . The income earned by item  $d$  at timestep  $i$  is then defined as:

$$v_d^i = \Delta I(d, i) = \Delta E(d, i) \mu(d, q, \xi_i) = \left( \sum_{j=1}^{k_c} p_j \mathbb{I}(\pi_i[j] = d) \right) \mu(d, q, \xi_i). \quad (11)$$

This formulation cleanly separates the position-driven exposure component  $\Delta E(d, i)$ , which is controlled by the ranking system through examination probabilities, from the context-dependent utility-conversion component  $\mu(d, q, \xi_i)$ , which captures how each unit of exposure is converted into income. Over  $n$  timesteps, the cumulative income of item  $d$  is:

$$I(d, n) = \sum_{i=1}^n v_d^i = \sum_{i=1}^n \left[ \left( \sum_{j=1}^{k_c} p_j \mathbb{I}(\pi_i[j] = d) \right) \mu(d, q, \xi_i) \right]. \quad (12)$$

In this paper, we mainly instantiate  $\xi_i$  with the time factor to model time-varying unit income, while the formulation can incorporate other contextual variables when available.

### 4.3 Income Fairness Metric

Following Eq. (9), we measure income unfairness as the average squared pairwise violation of income-relevance proportionality. For a fixed query  $q$ , let  $m = |D(q)|$ . After  $n$  ranking timesteps, the query-level income unfairness is:

$$\begin{aligned} \text{unfair}_{\text{inc}}(q, n) &= \frac{1}{m(m-1)} \sum_{\substack{d_x, d_y \in D(q) \\ d_x \neq d_y}} \left( I(d_x, n)R(d_y) - I(d_y, n)R(d_x) \right)^2, \\ \text{fair}_{\text{inc}}(q, n) &= -\text{unfair}_{\text{inc}}(q, n). \end{aligned} \quad (13)$$

For efficient computation, Eq. (13) can be rewritten without explicitly enumerating all item pairs:

$$\begin{aligned} \text{unfair}_{\text{inc}}(q, n) &= \frac{2}{m(m-1)} \left[ \left( \sum_{d \in D(q)} R(d)^2 \right) \left( \sum_{d \in D(q)} I(d, n)^2 \right) \right. \\ &\quad \left. - \left( \sum_{d \in D(q)} I(d, n)R(d) \right)^2 \right]. \end{aligned} \quad (14)$$

The equality follows by expanding the ordered pairwise sum in Eq. (13). Thus, the metric can be computed using only three scalar sums over  $D(q)$ . For a query set  $Q$ , we report the average query-level unfairness:

$$\text{unfair}_{\text{inc}}(n) = \frac{1}{|Q|} \sum_{q \in Q} \text{unfair}_{\text{inc}}(q, n), \quad \text{fair}_{\text{inc}}(n) = -\text{unfair}_{\text{inc}}(n). \quad (15)$$

## 5 Method

We develop DIDRF, a **D**ynamic-**I**ncome-**D**erivative-aware **R**anking **F**airness algorithm for income-fair ranking. DIDRF jointly optimizes ranking effectiveness and income fairness through a one-step marginal objective in a dynamic ranking process. By differentiating cumulative income unfairness with respect to ranking-induced income, DIDRF obtains an income-deficit signal and a second-order marginal fairness correction. These signals are combined into a prefix-aware and state-calibrated ranking score, which is instantiated in both offline and online settings.

DIDRF focuses on fair ranking given an available income signal, rather than on income simulation or income estimation itself. In other words, our goal is to optimize ranking decisions when exposure induces heterogeneous, context-dependent provider income across items. Income modeling and simulation are orthogonal to our ranking objective and can be supplied by external estimation or microsimulation modules when needed [11, 20, 41]; accordingly, the following derivations assume that the unit-income signal  $\mu(d, q, \xi_n)$  is available.

### 5.1 Objective

At the  $n$ -th ranking timestep for query  $q$ , the system retrieves a candidate set  $D(q)$ . Let  $m = |D(q)|$  denote the number of candidate items. The system then returns a ranked list  $\pi_n$ . Formally, DIDRF considers the following effectiveness–fairness objective:

$$\pi_n^* = \arg \max_{\pi_n} \text{Obj}(q, n), \quad \text{Obj}(q, n) = \text{Eff}(q, n) + \gamma \text{fair}_{\text{inc}}(q, n), \quad (16)$$

where  $\gamma \geq 0$  controls the tradeoff between user effectiveness defined in Eq. (4) and income fairness derived from Eq. (13). Following prior marginal and feedback-based fair-ranking methods [19, 48, 51], directly optimizing the full cumulative objective at each timestep is computationally challenging: the income-fairness term naively involves  $O(m^2)$  item-pair terms, and optimizing over ranked lists further induces a combinatorial decision space.

Since the current ranking  $\pi_n$  cannot change the previous objective value  $\text{Obj}(q, n-1)$ , DIDRF instead optimizes the one-step marginal gain:

$$\begin{aligned} \pi_n^* &= \arg \max_{\pi_n} \Delta \text{Obj}(q, n), \\ \Delta \text{Obj}(q, n) &= \text{Obj}(q, n) - \text{Obj}(q, n-1) \\ &= \Delta \text{Eff}(q, n) + \gamma \Delta \text{fair}_{\text{inc}}(q, n). \end{aligned} \quad (17)$$

This marginal decomposition isolates the incremental effect of the current ranking decision, which is the only part of the objective controllable at timestep  $n$ .

### 5.2 Marginal Effectiveness Optimization

Following the marginal-optimization perspective in [51], we first handle the marginal effectiveness term  $\Delta \text{Eff}(q, n)$  in Eq. (17). Since

the effectiveness component is linear in exposure, its first-order expansion is exact:

$$\Delta \text{Eff}(q, n) = \sum_{d \in D(q)} \frac{\partial \text{Eff}(q, n)}{\partial E(d, n)} \Delta E(d, n) = \sum_{d \in D(q)} R^+(d) \Delta E(d, n). \quad (18)$$

Here,  $\Delta E(d, n)$  is the marginal exposure assigned to item  $d$  by the current ranking, as defined in Eq. (10).  $R^+(d)$  is a relevance-based utility signal for the effectiveness objective; its instantiation depends on whether relevance is known or estimated, as detailed in §5.5. Thus, placing item  $d$  at rank  $j$  gives  $\Delta E(d, n) = p_j$  and contributes  $p_j R^+(d)$  to the marginal effectiveness objective. From the effectiveness perspective, items with larger  $R^+(d)$  should receive larger position exposure.

### 5.3 Marginal Income-Fairness Optimization

We next handle the marginal income-fairness term  $\Delta \text{fair}_{\text{inc}}(q, n)$  in Eq. (17). Unlike effectiveness, income fairness depends on cumulative income, whereas the current ranking directly controls exposure. Using the unit-income function defined in §4.2, the exposure assigned by the current ranking induces the following income increment:

$$\Delta I(d, n) = \mu(d, q, \xi_n) \Delta E(d, n), \quad (19)$$

for each  $d \in D(q)$ .

Let  $I^-(d) = I(d, n-1)$  denote the pre-ranking cumulative income. For notational clarity, write  $\text{fair}_{\text{inc}}(q; I)$  as the income-fairness objective evaluated at cumulative income vector  $I$ . Following the income-fairness metric in Eq. (13),  $\text{fair}_{\text{inc}}(q; I)$  is a quadratic function of  $I$ . Therefore, its second-order expansion from  $I^-$  with respect to the current income increments is exact:

$$\begin{aligned} \Delta \text{fair}_{\text{inc}}(q, n) &= \text{fair}_{\text{inc}}(q; I^- + \Delta I) - \text{fair}_{\text{inc}}(q; I^-) \\ &= \sum_{d \in D(q)} \left. \frac{\partial \text{fair}_{\text{inc}}(q; I)}{\partial I(d)} \right|_{I=I^-} \Delta I(d, n) \\ &\quad + \frac{1}{2} \sum_{d_x, d_y \in D(q)} \left. \frac{\partial^2 \text{fair}_{\text{inc}}(q; I)}{\partial I(d_x) \partial I(d_y)} \right|_{I=I^-} \Delta I(d_x, n) \Delta I(d_y, n). \end{aligned} \quad (20)$$

Define:

$$\sigma = \frac{4}{m(m-1)}. \quad (21)$$

The first-order derivative evaluated at the pre-ranking income state is:

$$\left. \frac{\partial \text{fair}_{\text{inc}}(q; I)}{\partial I(d)} \right|_{I=I^-} = \sigma \underbrace{\left( R(d) \sum_{e \in D(q)} I^-(e) R(e) - I^-(d) \sum_{e \in D(q)} R(e)^2 \right)}_{g(d, n)}. \quad (22)$$

The second-order derivative, which is constant in the income state, is:

$$\frac{\partial^2 \text{fair}_{\text{inc}}(q; I)}{\partial I(d_x) \partial I(d_y)} = -\sigma \left( \mathbb{I}(d_x = d_y) \sum_{e \in D(q)} R(e)^2 - R(d_x) R(d_y) \right). \quad (23)$$

The second-order partial derivative in Eq. (23) captures both item-specific curvature and cross-item interaction under the relevance entitlement  $R(d)$  used by the income-fairness objective. We distinguish  $R(d)$  from the relevance-based effectiveness signal  $R^+(d)$ ; their instantiations under known and estimated relevance are specified in §5.5. Substituting Eq. (19) into Eq. (20) turns the marginal

income-fairness gain into an exposure-controlled objective. Thus, the current ranking controls both marginal objectives through exposure: effectiveness is weighted by  $R^+(d)$ , while income fairness is computed through  $R(d)$  and the exposure-induced income increment.

#### 5.4 DIDRF Score and Ranking Policy

We now convert the marginal objective derived above into a practical ranking policy. The exact maximization of the one-step marginal objective over all ranked lists remains combinatorial. DIDRF therefore uses a greedy prefix-aware approximation that selects one item at a time according to the candidate-dependent marginal score derived below. At rank  $j$ , the score is conditioned on the prefix that has already been constructed. For compactness, define:

$$\delta_j(d) = \mu(d, q, \xi_n) p_j, \quad A = \sum_{e \in D(q)} R(e)^2. \quad (24)$$

Here,  $\delta_j(d)$  is the income increment obtained by assigning item  $d$  to rank  $j$ . Suppose the first  $j-1$  positions have been filled, and let  $S_{j-1}$  denote the selected set. The marginal effectiveness contribution of placing item  $d$  at rank  $j$  is:

$$G_j^{\text{eff}}(d) = p_j R^+(d). \quad (25)$$

For the income-fairness part, the first-order contribution is  $g(d, n) \delta_j(d)$ . The second-order correction is obtained by substituting Eq. (23) into the second-order Taylor term and removing prefix-only constants that do not affect candidate comparison.<sup>4</sup> We retain the key candidate-dependent result below. Define the prefix interaction state as:

$$B_{j-1} = \sum_{s < j} R(\pi_n[s]) \delta_s(\pi_n[s]) = \sum_{s < j} R(\pi_n[s]) \mu(\pi_n[s], q, \xi_n) p_s. \quad (26)$$

Then, the raw marginal fairness gain of placing item  $d$  at rank  $j$  is:

$$G_j^{\text{fair}}(d) = \delta_j(d) [g(d, n) + \sigma R(d) B_{j-1}] - \frac{\sigma}{2} (A - R(d)^2) \delta_j(d)^2. \quad (27)$$

The term  $g(d, n) \delta_j(d)$  captures the first-order income-deficit signal,  $\sigma R(d) B_{j-1} \delta_j(d)$  captures the interaction between the current candidate and the selected prefix, and the last term is the item-level second-order correction.

The above  $G_j^{\text{fair}}(d)$  is the raw fairness gain induced by the Taylor approximation. To make the ranking policy adaptive to the current income state, we further apply a bounded state calibration. Let  $I^{(j-1)}(d, n)$  be the temporary cumulative income after the first  $j-1$  positions have been filled, and define the residual income unfairness as:

$$\mathcal{U}_{j-1} = \text{unfair}_{\text{inc}}(q; I^{(j-1)}). \quad (28)$$

For rank  $j$ , we also define the local curvature scale as:

$$\Lambda_j = \max_{e \in D(q) \setminus S_{j-1}} \frac{\sigma}{2} (A - R(e)^2) \delta_j(e)^2. \quad (29)$$

Motivated by scale matching, we compare the residual unfairness scale with the local second-order curvature scale. When these two scales are comparable, the policy should largely preserve the raw Taylor fairness gain; otherwise, it should strengthen or weaken the correction according to the current income state. Since both  $\mathcal{U}_{j-1}$

---

#### Algorithm 1 DIDRF Ranking Policy

---

**Require:** Candidate set  $D(q)$ , relevance signals  $R(d)$  and  $R^+(d)$ , cumulative income  $I(d, n-1)$ , unit income  $\mu(d, q, \xi_n)$ , position bias  $p_1, \dots, p_{k_c}$ , trade-off coefficient  $\gamma$ , numerical constant  $\epsilon$ .

**Ensure:** Ranking list  $\pi_n$ .

Initialize  $S_0 \leftarrow \emptyset$ ,  $B_0 \leftarrow 0$ , and  $I^{(0)}(d, n) \leftarrow I(d, n-1)$  for all  $d \in D(q)$ .

Compute  $\sigma$ ,  $A = \sum_{e \in D(q)} R(e)^2$ , and  $g(d, n)$  from the pre-ranking income state  $I(d, n-1)$ .

**for**  $j = 1, \dots, k_c$  **do**

    Compute  $\mathcal{U}_{j-1} = \text{unfair}_{\text{inc}}(q; I^{(j-1)})$ .

    Compute  $\Lambda_j$  and  $\omega_j$  by Eqs. (29)–(30).

**for all**  $d \in D(q) \setminus S_{j-1}$  **do**

        Compute  $G_j^{\text{fair}}(d)$  by Eq. (27).

        Compute score $_j(d)$  by Eq. (31).

**end for**

    Select  $d_j \leftarrow \arg \max_{d \in D(q) \setminus S_{j-1}} \text{score}_j(d)$ , and set  $\pi_n[j] \leftarrow d_j$ .

    Update  $S_j$ ,  $B_j$ , and  $I^{(j)}(d, n)$  by Eqs. (33)–(34).

**end for**

Set  $I(d, n) \leftarrow I^{(k_c)}(d, n)$  for all  $d \in D(q)$ .

**return**  $\pi_n$ .

---

and  $\Lambda_j$  are quadratic-scale quantities, we compare their square roots and define:

$$\omega_j = \frac{1}{2} + \frac{\sqrt{\mathcal{U}_{j-1}}}{\sqrt{\mathcal{U}_{j-1}} + \sqrt{\Lambda_j} + \epsilon}, \quad (30)$$

where  $\epsilon$  is a small numerical constant. This factor satisfies  $\omega_j \in [1/2, 3/2]$ ,<sup>5</sup> so the calibration remains bounded. It is close to 1 when the residual unfairness scale and the local curvature scale are comparable, increases when the current income state is still highly unfair, and decreases when the residual unfairness is already small. Therefore,  $\omega_j$  calibrates the strength of the fairness correction without introducing an additional trade-off hyperparameter.

The final DIDRF score for an unselected item  $d$  at rank  $j$  is:

$$\text{score}_j(d) = G_j^{\text{eff}}(d) + \gamma \omega_j G_j^{\text{fair}}(d) = p_j R^+(d) + \gamma \omega_j G_j^{\text{fair}}(d). \quad (31)$$

DIDRF then selects the item with the largest score:

$$\pi_n[j] = \arg \max_{d \in D(q) \setminus S_{j-1}} \text{score}_j(d). \quad (32)$$

After selecting  $d_j = \pi_n[j]$ , DIDRF updates the selected set and the prefix interaction state:

$$S_j = S_{j-1} \cup \{d_j\}, \quad B_j = B_{j-1} + R(d_j) \delta_j(d_j). \quad (33)$$

The temporary income state is updated as:

$$I^{(j)}(d, n) = I^{(j-1)}(d, n) + \delta_j(d_j) \mathbb{I}(d = d_j). \quad (34)$$

The updated temporary income state is used to compute the residual unfairness for the next rank. In implementation, the residual unfairness can be evaluated by Eq. (14), without enumerating all item pairs.

#### 5.5 Offline and Online Instantiations

DIDRF uses the same ranking policy in both offline and online settings; the only difference lies in how the relevance signals are instantiated. The income-fairness component uses  $R(d)$ , whereas the effectiveness component uses  $R^+(d)$ .

<sup>4</sup>The algebraic derivation is provided in § A.

<sup>5</sup>The rationale and a compact proof of boundedness, monotonicity, and sign preservation are given in § B.

**Offline instantiation.** In the offline setting, ground-truth relevance labels are available. We set both signals to the oracle label:

$$R(d) = R^+(d) = R_{\text{true}}(d). \quad (35)$$

This setting isolates the behavior of the ranking policy from relevance estimation error.

**Online instantiation.** In the online setting, true relevance is not directly observed and must be estimated from user feedback. Following online and counterfactual learning-to-rank studies that use click and exposure feedback [35], let  $C_d^-$  and  $O_d^-$  denote the accumulated clicks and observed exposure of item  $d$  before the current timestep. Let  $r_q^-$  be the empirical click rate of query  $q$ , with a fixed prior used when no previous exposure has been observed. We estimate item relevance by:

$$\widehat{R}(d, n) = \frac{C_d^- + \lambda_R r_q^-}{O_d^- + \lambda_R}, \quad (36)$$

where  $\lambda_R$  controls the shrinkage strength toward the query-level prior. DIDRF uses this estimate as the relevance entitlement for income fairness:

$$R(d) \leftarrow \widehat{R}(d, n). \quad (37)$$

For effectiveness, DIDRF uses an optimistic relevance signal:

$$R^+(d) = \widehat{R}(d, n) + \sqrt{\frac{\widehat{R}(d, n)(1 - \widehat{R}(d, n))}{O_d^- + 1}}. \quad (38)$$

This follows the optimism-under-uncertainty principle in UCB-style online learning [4, 29]: when relevance is uncertain, the ranking policy should temporarily favor items whose potential effectiveness may be underestimated. The bonus is variance-normalized, following the idea of variance-aware confidence bonuses [3]; it is larger when the Bernoulli click estimate is uncertain and decreases as observed exposure accumulates. We use  $R^+(d)$  only as an optimistic effectiveness signal, not as a calibrated relevance estimate. Income fairness is computed with  $\widehat{R}(d, n)$ , so that exploration uncertainty is not treated as relevance entitlement. In both settings, DIDRF takes  $\mu(d, q, \xi_n)$  as an external unit-income signal, which can be supplied by income simulation or estimation methods when needed [11, 20, 41].

## 5.6 Time Complexity Analysis

For a query with  $m$  candidate items and cutoff  $k_c$ , DIDRF first computes the scalar sums needed for income-unfairness evaluation and the gradient  $g(d, n)$  for all candidates. This preprocessing step takes  $O(m)$  time. At each rank  $j$ , DIDRF scans the remaining candidates a constant number of times to compute  $\Lambda_j$ , evaluate the score in Eq. (31), and select the best item. After each selection, the prefix state  $B_j$  and the scalar sums for residual income unfairness are updated incrementally. Therefore, the total ranking-time complexity is  $O(k_c m)$ . The memory cost is  $O(m)$ , mainly for storing item-level relevance, income, unit-income, gradient, and temporary income values. Although Eq. (13) is pairwise, DIDRF avoids enumerating  $O(m^2)$  item pairs by using scalar sums,  $g(d, n)$ , and the prefix state  $B_j$ . This yields linear memory and  $O(k_c m)$  ranking time, which is near-linear in the candidate-set size for a small cutoff  $k_c$ .

## 6 Experiment

### 6.1 Experimental Setup

**6.1.1 Datasets.** We conduct the main experiments on two standard learning-to-rank benchmarks: MSLR-WEB30K<sup>6</sup> and MQ2008 [37]. MSLR-WEB30K contains 31,531 queries and 3,771,125 query-document pairs, while MQ2008 contains 784 queries and 15,211 query-document pairs. Both datasets use 5-level relevance judgments from 0 to 4. For each query, we filter out candidate sets with fewer than five documents and set the ranking cutoff to  $k_c = 5$ . All experiments run for 10,000 ranking iterations and are repeated with five random seeds.

**6.1.2 Baselines.** We compare DIDRF with the following methods. For fair comparison, all fairness-aware baselines are re-derived under the proposed income-fairness formulation: their fairness signals are computed from ranking-induced income, while their original optimization mechanisms are preserved.

- **RandomK:** Randomly permutes the items.
- **TopK:** Ranks items by descending effectiveness.
- **FairK:** Ranks items solely by income-fairness gain  $\Delta \text{fair}_{\text{inc}}(q, n; \pi_n)$ .
- **FairCo** [31]: Feedback-control fair ranking based on accumulated fairness deviation.
- **MMF** [48]: Marginal fair-ranking method that emphasizes fairness at top positions.
- **MCFair** [51]: Marginal-contribution fair ranking method using objective-gradient-based scores.
- **FARA** [50]: Future-aware fair ranking method that plans multiple upcoming rank lists with a Taylor-based objective.
- **TaxRank-Income** [46]: Income-fair adaptation of TaxRank, treating cumulative income as the taxed resource.
- **DIDRF:** Our derivative-aware income-fair ranking method with prefix-aware correction and state calibration.

We tune  $\gamma \in [0.0, 1000.0]$  for all fairness-aware methods except MMF, which uses  $\gamma \in [0.0, 1.0]$ . MCFair and FARA additionally tune  $\eta \in [0, 100]$ , which controls the exploration bonus under online relevance uncertainty. For FARA, the future horizon is set to 100.

**6.1.3 Income Simulation Environments.** Following common semi-synthetic LTR/CLTR evaluation protocols [22, 23], we simulate the unit-income signal  $\mu(d, q, \xi_i)$  semi-synthetically: relevance labels and candidate sets come from standard LTR benchmarks, while the exposure-to-income process is calibrated from real commercial logs. We construct two log-calibrated environments using the Criteo Attribution Modeling for Bidding Dataset [18] and the RecSys Challenge 2015 YOOCHOOSE dataset [7], referred to as **Criteo-Ads** and **YOOCHOOSE-Ecom**, respectively.

In Criteo-Ads, each trajectory corresponds to an advertising campaign and is calibrated from attributed conversion value aggregated over campaign-time pairs; after filtering and time binning, it contains 675 campaign trajectories over 62 12-hour bins. In YOOCHOOSE-Ecom, each trajectory corresponds to a product and is calibrated from purchase revenue normalized by item-level click signals; after filtering and time binning, it contains 50,000 item trajectories over 182 24-hour bins. These environments represent

<sup>6</sup><https://www.microsoft.com/en-us/research/project/mslr/>

two common commercial income-generation processes: advertising conversions and e-commerce purchases.

For both environments, we build a trajectory bank  $\mathcal{M}$  from raw income logs using the same preprocessing pipeline, including smoothing, logarithmic transformation, outlier clipping, and normalization to  $[0, 1]$ . Since standard LTR benchmarks do not provide native income logs, we do not assume semantic correspondence between LTR documents and real campaigns or products. Instead, each query-document pair is deterministically assigned to one log-derived trajectory:

$$\phi(q, d) = \text{Hash}(q, d, \text{seed}) \bmod |\mathcal{M}|, \quad \mu(d, q, \xi_i) = \mathcal{M}_{\phi(q, d)}(b_i). \quad (39)$$

Here,  $b_i$  is the global time bin used at ranking iteration  $i$ . We replay each calibrated trajectory cyclically: for zero-indexed iteration  $t$ ,  $b_t = \lfloor t \rfloor \bmod B$ , where  $B = 62$  for Criteo-Ads and  $B = 182$  for YOOCHOOSE-Ecom. Thus, 10,000 ranking iterations correspond to repeated passes over calibrated temporal income states, not to 10,000 physical 12-hour or 24-hour periods. Specifically, Criteo-Ads covers 161 full cycles plus 18 bins, and YOOCHOOSE-Ecom covers 54 full cycles plus 172 bins. We use no interpolation, truncation, or random starting offset. This construction retains the empirical temporal dynamics, sparsity, and income heterogeneity of real advertising and e-commerce logs, while decoupling them from the semantic identities of LTR documents.

**6.1.4 Experimental Settings.** We use two experimental settings: **offline** and **online**. In the offline setting, item relevance is pre-determined or well-estimated, allowing all ranking algorithms to rely on accurate relevance values. The relevance signal for each document-query pair  $(d, q)$  is converted from its relevance judgment  $y$  [1]:

$$R(d, q) = \epsilon_R + (1 - \epsilon_R) \frac{2^y - 1}{2^{y_{\max}} - 1} \quad (40)$$

where  $y_{\max}$  is the maximum relevance annotation and  $\epsilon_R = 0.1$ . In the online setting, ranking optimization and relevance learning happen simultaneously, reflecting real-world conditions. Here, all algorithms use relevance estimation from Eq. (36) with  $\lambda_R = 1.0$ . Meanwhile, for simplicity, following prior studies [31, 35], we assume the users' examination probability  $p(e = 1 | d, \pi_i)$  is known. It is simulated as:

$$p(e = 1 | d, \pi_i) = \begin{cases} \frac{1}{\log_2(\text{rank}(d | \pi_i) + 1)}, & \text{if } \text{rank}(d | \pi_i) \leq k_c \\ 0, & \text{otherwise} \end{cases} \quad (41)$$

**6.1.5 Evaluation.** We evaluate algorithms on effectiveness and fairness. For effectiveness, we use the cNDCG with  $\alpha = 1$  and evaluation cutoffs  $k \in \{1, 2, 3, 4, 5\}$ :

$$\text{cNDCG}_{\text{avg}}@k = \sum_{\tau=1}^n \alpha^{n-\tau} \text{NDCG}@k(\pi_\tau, q) \quad (42)$$

For fairness, we use the aggregated income unfairness from Eq. (15). Each experiment is run five times, and the average performance on the test set is reported.

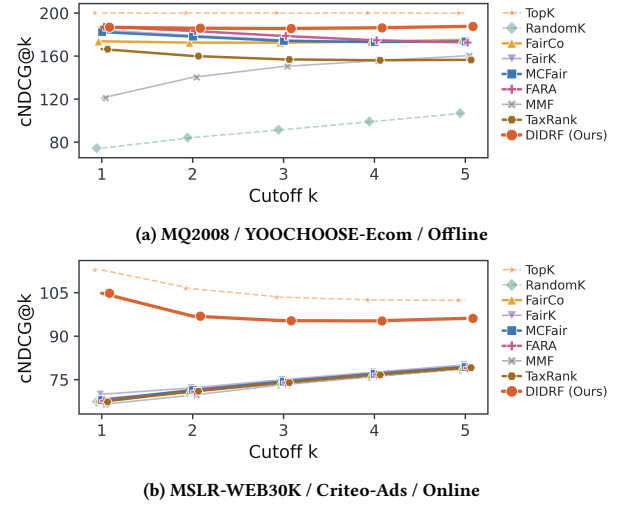


Figure 2: cNDCG@ $k_c$  across ranking cutoffs from 1 to 5.

## 6.2 Results and Analysis

**6.2.1 What level of income fairness does DIDRF empirically achieve?** Table 1<sup>7</sup> shows that DIDRF achieves the lowest income unfairness across scenarios and settings, with statistically significant improvements over the strongest baselines. This result is consistent with DIDRF's marginal income-correction mechanism: instead of fixed exposure quotas or simple low-income boosting, DIDRF adjusts each candidate by its effectiveness signal, current income state, and prefix interaction. The correction is stronger for under-compensated items and weaker when residual income unfairness is small, enabling targeted income-fairness correction during ranking.

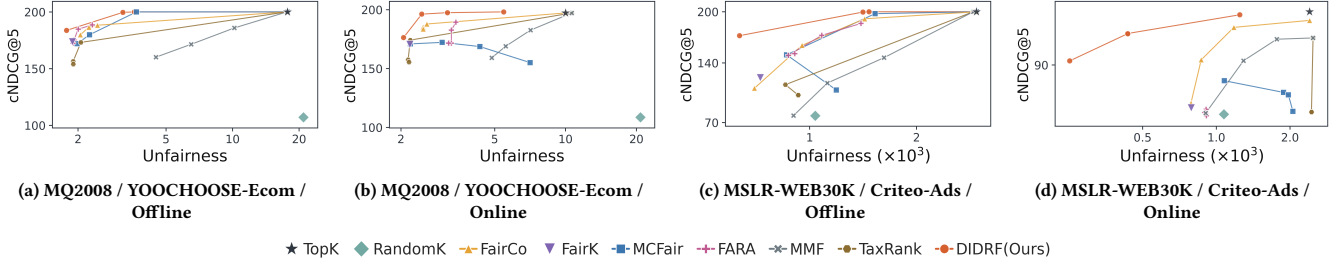
The comparison with the baselines further supports this interpretation. MCFair and FairK also use marginal or fairness-aware ranking signals, but their corrections are more limited: MCFair operates at a coarser granularity, while FairK focuses more on fairness signals and considers the dynamic tradeoff with relevance less explicitly. FARA introduces future allocation planning, but its planned target may not fully reflect the current income state. TaxRank-Income mainly applies welfare-style low-income compensation, and MMF emphasizes protecting the least-served items.

**6.2.2 How effective is DIDRF at different cutoffs?** Figure 2 shows that DIDRF maintains competitive effectiveness among fairness-aware methods across cutoffs while achieving strong income-fairness performance. This behavior is consistent with DIDRF's design: fairness is used as a state-dependent correction rather than a replacement for relevance. During ranking, the effectiveness signal remains part of every rank decision, while the fairness correction is adjusted according to the current income state, the selected prefix, and the remaining income unfairness. In online settings, the optimistic relevance signal further helps under-observed but potentially relevant items remain competitive. These mechanisms allow DIDRF to

<sup>7</sup>The complete experiment covers two datasets, two income environments, and two relevance settings. Due to space constraints, we report representative settings that cover different data scales, income scenarios, and offline/online conditions. Across the complete set of settings, DIDRF achieves significantly best income fairness and cNDCG@5 among fairness-aware methods.

**Table 1: Fairness capacity in offline and online settings. Results are reported under each method’s best-fairness setting. Values are mean<sub>(std)</sub> over five seeds; MSLR-WEB30K unfairness is scaled by  $10^3$ . Fairness-aware baselines are adapted to Income Fairness. Bold marks the best cNDCG@5 among fairness-aware methods and the best unfairness/time in each column; † marks  $p < 0.05$  under a two-sided paired  $t$ -test against the strongest non-DIDRF fairness-aware baseline.**

Setting	Algorithm Type	Method	MQ2008 / Criteo-Ads			MSLR-WEB30K / YOOCHOOSE-Ecom		
			cNDCG@5	Unfairness	Time(s)	cNDCG@5	Unfair. $\times 10^3$	Time(s)
Offline	Fairness-agnostic	TopK	200.00 <sub>(0.00)</sub>	24.18 <sub>(0.38)</sub>	2.40 <sub>(0.03)</sub>	200.00 <sub>(0.00)</sub>	3.04 <sub>(0.04)</sub>	7.04 <sub>(0.09)</sub>
		RandomK	106.98 <sub>(2.74)</sub>	25.10 <sub>(0.81)</sub>	<b>2.36</b> <sub>(0.01)</sub>	79.01 <sub>(1.89)</sub>	1.73 <sub>(0.05)</sub>	<b>6.92</b> <sub>(0.05)</sub>
	Fairness-aware	FairCo	172.24 <sub>(2.01)</sub>	2.22 <sub>(0.09)</sub>	3.14 <sub>(0.01)</sub>	101.78 <sub>(2.24)</sub>	1.14 <sub>(0.01)</sub>	8.13 <sub>(0.24)</sub>
		FairK	171.73 <sub>(2.68)</sub>	1.92 <sub>(0.08)</sub>	2.68 <sub>(0.02)</sub>	138.32 <sub>(2.09)</sub>	1.07 <sub>(0.02)</sub>	7.66 <sub>(0.09)</sub>
		MMF	160.62 <sub>(3.18)</sub>	7.09 <sub>(0.18)</sub>	28.70 <sub>(0.33)</sub>	78.87 <sub>(1.06)</sub>	1.59 <sub>(0.03)</sub>	136.50 <sub>(0.67)</sub>
		MCFair	171.75 <sub>(2.14)</sub>	1.34 <sub>(0.05)</sub>	3.08 <sub>(0.01)</sub>	130.27 <sub>(2.67)</sub>	1.10 <sub>(0.01)</sub>	7.92 <sub>(0.10)</sub>
		FARA	173.22 <sub>(2.81)</sub>	2.57 <sub>(0.08)</sub>	15.41 <sub>(1.01)</sub>	150.78 <sub>(2.38)</sub>	1.46 <sub>(0.01)</sub>	12.50 <sub>(0.06)</sub>
		TaxRank-Income	175.52 <sub>(1.52)</sub>	6.11 <sub>(0.14)</sub>	4.17 <sub>(0.06)</sub>	113.44 <sub>(1.65)</sub>	1.24 <sub>(0.01)</sub>	8.80 <sub>(0.04)</sub>
		DIDRF (Ours)	<b>176.57</b> <sub>(2.10)</sub>	<b>1.21</b> <sub>(0.06)</sub>	4.83 <sub>(0.02)</sub>	<b>177.74</b> <sub>(1.01)</sub>	<b>1.01</b> <sub>(0.01)</sub>	8.88 <sub>(0.04)</sub>
Online	Fairness-agnostic	TopK	197.25 <sub>(0.89)</sub>	13.59 <sub>(0.17)</sub>	2.38 <sub>(0.01)</sub>	102.32 <sub>(1.23)</sub>	2.86 <sub>(0.07)</sub>	<b>6.83</b> <sub>(0.05)</sub>
		RandomK	104.48 <sub>(1.15)</sub>	25.59 <sub>(0.89)</sub>	<b>2.37</b> <sub>(0.02)</sub>	78.95 <sub>(1.54)</sub>	1.73 <sub>(0.06)</sub>	7.13 <sub>(0.21)</sub>
	Fairness-aware	FairCo	170.36 <sub>(2.96)</sub>	2.45 <sub>(0.11)</sub>	3.12 <sub>(0.02)</sub>	79.25 <sub>(1.18)</sub>	1.49 <sub>(0.03)</sub>	8.37 <sub>(0.16)</sub>
		FairK	170.13 <sub>(3.00)</sub>	2.22 <sub>(0.07)</sub>	2.67 <sub>(0.01)</sub>	83.60 <sub>(1.23)</sub>	1.46 <sub>(0.02)</sub>	7.71 <sub>(0.17)</sub>
		MMF	158.42 <sub>(0.88)</sub>	7.18 <sub>(0.09)</sub>	28.56 <sub>(0.22)</sub>	79.59 <sub>(1.14)</sub>	1.59 <sub>(0.02)</sub>	136.34 <sub>(0.35)</sub>
		MCFair	169.47 <sub>(1.98)</sub>	1.69 <sub>(0.05)</sub>	3.05 <sub>(0.02)</sub>	83.20 <sub>(1.24)</sub>	1.65 <sub>(0.03)</sub>	7.93 <sub>(0.16)</sub>
		FARA	171.05 <sub>(2.70)</sub>	3.79 <sub>(0.17)</sub>	16.16 <sub>(0.24)</sub>	79.04 <sub>(1.27)</sub>	1.60 <sub>(0.04)</sub>	12.03 <sub>(0.07)</sub>
		TaxRank-Income	172.58 <sub>(1.84)</sub>	6.55 <sub>(0.13)</sub>	4.15 <sub>(0.03)</sub>	78.54 <sub>(1.69)</sub>	1.61 <sub>(0.02)</sub>	8.93 <sub>(0.07)</sub>
		DIDRF (Ours)	<b>176.73</b> <sub>(2.53)</sub>	<b>1.50</b> <sub>(0.05)</sub>	4.21 <sub>(1.08)</sub>	<b>89.83</b> <sub>(1.13)</sub>	<b>1.35</b> <sub>(0.02)</sub>	8.79 <sub>(0.10)</sub>



**Figure 3: Fairness–effectiveness tradeoff curves across four representative settings. Lower income unfairness and higher cNDCG@5 indicate better tradeoffs.**

improve income fairness without overly sacrificing ranking effectiveness, leading to stable cNDCG@ $k$  across cutoffs. The trend is most pronounced in the MSLR-WEB30K / Criteo-Ads / Online setting, suggesting that DIDRF remains robust under larger candidate sets, estimated relevance, and heterogeneous unit income.

### 6.2.3 Can DIDRF achieve a better effectiveness–fairness balance?

Figure 3 shows the empirical fairness–effectiveness frontiers in four representative settings, covering two data pairs under both offline and online conditions. Lower income unfairness and higher cNDCG@5 indicate better tradeoffs. Across the four panels, DIDRF yields a stronger frontier than the baselines: it reaches lower income unfairness while preserving competitive cNDCG@5, rather than improving fairness mainly through a large effectiveness loss. This tradeoff is consistent with DIDRF’s dynamic correction design. Relevance remains a core ranking signal, while income fairness is introduced as a state-dependent correction based on the current income distribution. The marginal income correction, prefix

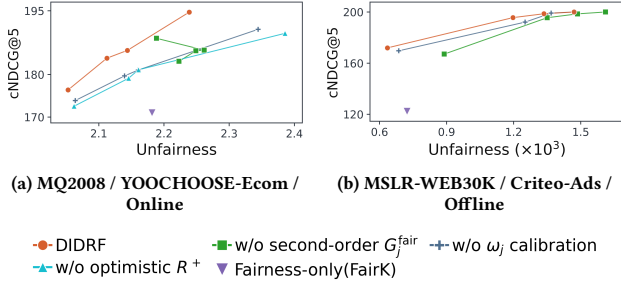
interaction, and state calibration together allow DIDRF to adjust ranking decisions according to the current fairness state. As a result, DIDRF better balances relevance preservation and income-fairness improvement across operating points.

### 6.2.4 Is DIDRF efficient enough for practical deployment?

Table 1 reports the simulator-recorded runtime under offline and online settings. FairK and MCFair are the fastest fairness-aware baselines in our experiments, and DIDRF remains close to them while being much faster than methods with heavier planning or max-min allocation. This result is consistent with the complexity analysis in §5.6. Under the fixed top- $k$  protocol, DIDRF has the same  $O(m)$  asymptotic order as FairK and MCFair, where  $m$  is the candidate-set size. Its slightly higher runtime mainly comes from the constant overhead of income-aware state updates, including residual-unfairness and prefix-state updates. Thus, DIDRF remains computationally practical for deployment-oriented ranking settings while providing stronger income-fairness performance.

**Table 2: Results under the exposure fairness setting. Cells report mean<sub>(std)</sub> over five seeds at each method’s best-fairness setting; MSLR-WEB30K unfairness is scaled by  $10^3$ . Bold marks the best cNDCG@5 among fairness-aware methods and the best unfairness; † marks  $p < 0.05$  under a two-sided paired  $t$ -test against the strongest non-DIDRF fairness-aware baseline.**

Method	MQ2008 Offline		MSLR-WEB30K Online	
	cNDCG@5	Unfairness	cNDCG@5	Unfair. $\times 10^3$
TopK	200.00 <sub>(0.00)</sub>	115.26 <sub>(3.47)</sub>	102.32 <sub>(1.23)</sub>	13.54 <sub>(0.23)</sub>
RandomK	106.68 <sub>(2.08)</sub>	135.94 <sub>(2.92)</sub>	75.51 <sub>(0.57)</sub>	5.83 <sub>(0.14)</sub>
FairCo	166.85 <sub>(1.99)</sub>	12.22 <sub>(0.51)</sub>	76.47 <sub>(1.15)</sub>	4.49 <sub>(0.03)</sub>
FairK	167.96 <sub>(2.46)</sub>	11.97 <sub>(0.51)</sub>	75.78 <sub>(0.83)</sub>	4.48 <sub>(0.03)</sub>
MMF	160.10 <sub>(3.31)</sub>	27.54 <sub>(0.78)</sub>	76.84 <sub>(0.72)</sub>	4.86 <sub>(0.05)</sub>
MCFair	168.94 <sub>(2.57)</sub>	11.86 <sub>(0.51)</sub>	75.64 <sub>(1.07)</sub>	4.47 <sub>(0.03)</sub>
FARA	170.95 <sub>(2.59)</sub>	11.97 <sub>(0.49)</sub>	76.43 <sub>(1.52)</sub>	4.89 <sub>(0.09)</sub>
TaxRank	168.93 <sub>(2.07)</sub>	12.19 <sub>(0.51)</sub>	76.15 <sub>(1.68)</sub>	4.53 <sub>(0.05)</sub>
DIDRF (Ours)	<b>172.43</b> <sub>(3.41)</sub> <sup>†</sup>	<b>11.55</b> <sub>(0.51)</sub> <sup>†</sup>	<b>79.51</b> <sub>(1.47)</sub> <sup>†</sup>	<b>4.31</b> <sub>(0.04)</sub> <sup>†</sup>



**Figure 4: Fairness-effectiveness Pareto curves for ablation.**

**6.2.5 How does DIDRF perform when income fairness degenerates to exposure fairness?** Table 2 reports the results when income fairness degenerates to exposure fairness. With homogeneous unit income, ranking-induced income becomes proportional to exposure. DIDRF still achieves the best observed exposure-fairness performance among the evaluated methods, showing that its effectiveness is not limited to heterogeneous-income settings. This result suggests that DIDRF naturally covers the classical exposure-fairness case. When income differs from exposure only by a constant scale, its income-fairness correction reduces to exposure-fairness correction. Therefore, DIDRF can continue to reduce disparity while preserving relevance in the ranking decision.

**6.2.6 Which components are responsible for DIDRF’s performance?** Figure 4 compares the full DIDRF with variants that remove the second-order fairness term, state calibration, or optimistic relevance signal, as well as a fairness-only reference. The full model achieves the most favorable fairness-effectiveness balance in both representative settings: it preserves higher cNDCG@5 at comparable or lower income unfairness, whereas each ablated variant leads to a weaker or less stable tradeoff. These results support the contribution of DIDRF’s main components. The second-order, prefix-aware correction captures the listwise effect of each placement; state calibration adjusts the correction strength to the current income state;

and the optimistic  $R^+$  signal improves robustness in the online setting. The fairness-only reference further confirms that removing relevance from the ranking decision causes substantial effectiveness loss. Overall, DIDRF benefits from combining relevance-aware ranking with dynamic income-fairness correction.

## 7 CONCLUSION

This paper studies fair ranking when provider income is not determined by exposure alone. We formalize income fairness and propose DIDRF, a dynamic income-derivative-aware ranking algorithm that applies marginal, state-aware corrections in both offline and online settings. Experiments in advertising- and e-commerce-calibrated environments show that DIDRF consistently improves income fairness while maintaining competitive ranking effectiveness. These results highlight the importance of optimizing realized provider utility rather than relying only on exposure as a proxy. Future work will study deployment with learned income predictors and real production logs.

## A Derivation of Candidate-Dependent Fairness Gain

We derive the candidate-dependent fairness gain used in Eq. (27). At rank  $j$ , suppose the prefix  $\pi_n[1], \dots, \pi_n[j-1]$  is fixed and candidate  $d \notin S_{j-1}$  is considered. Let  $\delta_d = \delta_j(d)$  and  $\delta_s = \delta_s(\pi_n[s])$  for  $s < j$ . Recall that  $A = \sum_{e \in D(q)} R(e)^2$  and  $B_{j-1} = \sum_{s < j} R(\pi_n[s])\delta_s(\pi_n[s])$ .

From Eq. (20), the candidate-dependent part is:

$$G_j^{\text{fair}}(d) = g(d, n)\delta_d + \sum_{s < j} H_{d, \pi_n[s]}\delta_d\delta_s + \frac{1}{2}H_{d,d}\delta_d^2, \quad (43)$$

$$H_{x,y} = -\sigma(\mathbb{I}(x=y)A - R(x)R(y)).$$

Since  $d \notin S_{j-1}$ , we have  $H_{d, \pi_n[s]} = \sigma R(d)R(\pi_n[s])$  for every prefix item and  $H_{d,d} = -\sigma(A - R(d)^2)$ . Therefore,

$$\begin{aligned} \sum_{s < j} H_{d, \pi_n[s]}\delta_d\delta_s &= \sigma R(d)\delta_d \sum_{s < j} R(\pi_n[s])\delta_s(\pi_n[s]) = \sigma R(d)B_{j-1}\delta_d, \\ \frac{1}{2}H_{d,d}\delta_d^2 &= -\frac{\sigma}{2}(A - R(d)^2)\delta_d^2. \end{aligned} \quad (44)$$

Combining the first-order term, prefix interaction term, and self-curvature term gives:

$$G_j^{\text{fair}}(d) = \delta_j(d) [g(d, n) + \sigma R(d)B_{j-1}] - \frac{\sigma}{2}(A - R(d)^2)\delta_j(d)^2. \quad (45)$$

Terms depending only on the fixed prefix are omitted because they are constant with respect to the current candidate and do not affect the greedy choice at rank  $j$ .

## B Rationale and Properties of State Calibration

The state calibration factor  $\omega_j$  rescales the raw Taylor fairness gain according to the current income state, following the common optimization principle of separating a candidate direction from its scale [15, 32]. Let  $a = \sqrt{\bar{u}_{j-1}} \geq 0$  and  $b = \sqrt{\Lambda_j} \geq 0$ , where  $a$  measures the residual income-unfairness scale and  $b$  measures the local second-order curvature scale. We define:

$$\omega_j = \frac{1}{2} + \frac{a}{a+b+\epsilon}, \quad \epsilon > 0. \quad (46)$$

When  $a$  and  $b$  are comparable,  $\omega_j$  is close to 1; when  $a$  dominates,  $\omega_j > 1$ ; and when  $b$  dominates,  $\omega_j < 1$ . Thus,  $\omega_j$  strengthens the

fairness correction when residual unfairness is large and weakens it when the local curvature scale dominates.

Since  $\epsilon > 0$ ,

$$0 \leq \frac{a}{a+b+\epsilon} < 1, \quad \omega_j \in [1/2, 3/2). \quad (47)$$

Moreover,

$$\frac{\partial \omega_j}{\partial a} = \frac{b+\epsilon}{(a+b+\epsilon)^2} > 0, \quad \frac{\partial \omega_j}{\partial b} = -\frac{a}{(a+b+\epsilon)^2} \leq 0. \quad (48)$$

Therefore,  $\omega_j$  increases with residual unfairness and decreases when the local curvature scale dominates. Finally, since  $\omega_j > 0$ , for any candidate  $d$ ,

$$\text{sign}(\omega_j G_j^{\text{fair}}(d)) = \text{sign}(G_j^{\text{fair}}(d)). \quad (49)$$

Thus,  $\omega_j$  is bounded, monotone, and sign-preserving. It adaptively rescales the raw Taylor fairness gain without reversing its fairness direction.

## GenAI Usage Disclosure

The authors used GPT-5.5 only for language polishing and grammar checking. All technical ideas, algorithms, experiments, analyses, and writing decisions were made and verified by the authors.

## References

- [1] Qingyao Ai, Keping Bi, Cheng Luo, Jiafeng Guo, and W Bruce Croft. 2018. Unbiased learning to rank with unbiased propensity estimation. In *The 41st international ACM SIGIR conference on research & development in information retrieval*. 385–394.
- [2] Wayne M Alves and Peter H Rossi. 1978. Who should get what? Fairness judgments of the distribution of earnings. *American journal of Sociology* 84, 3 (1978), 541–564.
- [3] Jean-Yves Audibert, Rémi Munos, and Csaba Szepesvári. 2009. Exploration–Exploitation Tradeoff Using Variance Estimates in Multi-Armed Bandits. *Theoretical Computer Science* 410, 19 (2009), 1876–1902. doi:10.1016/j.tcs.2009.01.016
- [4] Peter Auer, Nicolò Cesa-Bianchi, and Paul Fischer. 2002. Finite-time Analysis of the Multiarmed Bandit Problem. *Machine Learning* 47, 2–3 (2002), 235–256. doi:10.1023/A:1013689704352
- [5] Aparna Balagopalan, Kai Wang, Olawale Salaudeen, Asia Biega, and Marzyeh Ghassemi. 2025. What’s in a Query: Polarity-Aware Distribution-Based Fair Ranking. In *Proceedings of the ACM Web Conference 2025*. 3716–3730. doi:10.1145/3696410.3714660
- [6] Ashmi Banerjee, Gourab K Patro, Linus W Dietz, and Abhijnan Chakraborty. 2020. Analyzing ‘Near Me’ Services: Potential for Exposure Bias in Location-based Retrieval. In *2020 IEEE International Conference on Big Data (Big Data)*. IEEE, 3642–3651.
- [7] David Ben-Shimon, Alexander Tsikinovsky, Michael Friedmann, Bracha Shapira, Lior Rokach, and Johannes Hoerle. 2015. RecSys Challenge 2015 and the YOO-CHOOSE Dataset. In *Proceedings of the 9th ACM Conference on Recommender Systems*. 357–358. doi:10.1145/2792838.2798723
- [8] Asia J Biega, Krishna P Gummadi, and Gerhard Weikum. 2018. Equity of attention: Amortizing individual fairness in rankings. In *The 41st international acm sigir conference on research & development in information retrieval*. 405–414.
- [9] Emily Black, Hadi Elzayn, Alexandra Chouldechova, Jacob Goldin, and Daniel Ho. 2022. Algorithmic fairness and vertical equity: Income fairness with IRS tax audit models. In *Proceedings of the 2022 ACM Conference on Fairness, Accountability, and Transparency*. 1479–1503.
- [10] Kianté Brantley, Zhichong Fang, Sarah Dean, and Thorsten Joachims. 2024. Ranking with Long-Term Constraints. In *Proceedings of the 17th ACM International Conference on Web Search and Data Mining*. 47–56. doi:10.1145/3616855.3635819
- [11] Patryk Bronka, Justin van de Ven, Daniel Kopasker, Srinivasa Vittal Katikireddi, and Matteo Richiardi. 2025. SimPaths: An open-source microsimulation model for life course analysis. *International Journal of Microsimulation* 18, 1 (2025), 95–133. doi:10.34196/ijm.00318
- [12] Pedro G Campos, Fernando Diez, and Iván Cantador. 2014. Time-aware recommender systems: a comprehensive survey and analysis of existing evaluation protocols. *User Modeling and User-Adapted Interaction* 24 (2014), 67–119.
- [13] Abhijnan Chakraborty, Saptarshi Ghosh, Niloy Ganguly, and Krishna P Gummadi. 2017. Optimizing the recency-relevancy trade-off in online news recommendations. In *Proceedings of the 26th International Conference on World Wide Web*. 837–846.
- [14] Aleksandr Chuklin, Ilya Markov, and Maarten De Rijke. 2022. *Click models for web search*. Springer Nature.
- [15] Andrew R. Conn, Nicholas I. M. Gould, and Philippe L. Toint. 2000. *Trust Region Methods*. SIAM, Philadelphia. doi:10.1137/1.9780898719857
- [16] Nick Craswell, Onno Zoeter, Michael Taylor, and Bill Ramsey. 2008. An experimental comparison of click position-bias models. In *Proceedings of the 2008 international conference on web search and data mining*. 87–94.
- [17] Fernando Diaz, Bhaskar Mitra, Michael D Ekstrand, Asia J Biega, and Ben Carterette. 2020. Evaluating stochastic rankings with expected exposure. In *Proceedings of the 29th ACM international conference on information & knowledge management*. 275–284.
- [18] Eustache Diemert, Julien Meynet, Pierre Galland, and Damien Lefortier. 2017. Attribution Modeling Increases Efficiency of Bidding in Display Advertising. In *Proceedings of the AdKDD and TargetAd Workshop*. 2:1–2:6. doi:10.1145/3124749.3124752
- [19] Ruoyuan Gao, Yingqiang Ge, and Chirag Shah. 2022. FAIR: Fairness-aware information retrieval evaluation. *Journal of the Association for Information Science and Technology* 73, 10 (2022), 1461–1473.
- [20] Katrin Gasior, H. Xavier Jara, and Mattia Makovec. 2024. Assessing the effectiveness of social protection measures in mitigating COVID-19-related income shocks in the European Union. *Economic Analysis and Policy* 83 (2024), 583–605. doi:10.1016/j.eap.2024.07.004
- [21] Sruthi Gorantla, Eshaan Bhansali, Amit Deshpande, and Anand Louis. 2024. Optimizing Learning-to-Rank Models for Ex-Post Fair Relevance. In *Proceedings of the 47th International ACM SIGIR Conference on Research and Development in Information Retrieval*. 1525–1534. doi:10.1145/3626772.3657751
- [22] Shashank Gupta, Harrie Oosterhuis, and Maarten de Rijke. 2023. Safe Deployment for Counterfactual Learning to Rank with Exposure-Based Risk Minimization. In *Proceedings of the 46th International ACM SIGIR Conference on Research and Development in Information Retrieval*. doi:10.1145/3539618.3591760
- [23] Philipp Hager, Romain Deffayet, Jean-Michel Renders, Onno Zoeter, and Maarten de Rijke. 2024. Unbiased Learning to Rank Meets Reality: Lessons from Baidu’s Large-Scale Search Dataset. In *Proceedings of the 47th International ACM SIGIR Conference on Research and Development in Information Retrieval*. doi:10.1145/3626772.3657892
- [24] Maria Heuss, Fatemeh Sarvi, and Maarten de Rijke. 2022. Fairness of Exposure in Light of Incomplete Exposure Estimation. In *Proceedings of the 45th International ACM SIGIR Conference on Research and Development in Information Retrieval*. 759–769.
- [25] Thomas Jaenich, Graham McDonald, and Iadh Ounis. 2024. Fairness-Aware Exposure Allocation via Adaptive Reranking. In *Proceedings of the 47th International ACM SIGIR Conference on Research and Development in Information Retrieval*. 1504–1513. doi:10.1145/3626772.3657794
- [26] Kalervo Järvelin and Jaana Kekäläinen. 2002. Cumulated gain-based evaluation of IR techniques. *ACM Transactions on Information Systems (TOIS)* 20, 4 (2002), 422–446.
- [27] Thorsten Joachims, Laura Granka, Bing Pan, Helene Hembrooke, and Geri Gay. 2017. Accurately interpreting clickthrough data as implicit feedback. In *Acm Sigir Forum*, Vol. 51. Acm New York, NY, USA, 4–11.
- [28] Michael Kearns, Seth Neel, Aaron Roth, and Zhiwei Steven Wu. 2019. An empirical study of rich subgroup fairness for machine learning. In *Proceedings of the conference on fairness, accountability, and transparency*. 100–109.
- [29] Lihong Li, Wei Chu, John Langford, and Robert E. Schapire. 2010. A Contextual-Bandit Approach to Personalized News Article Recommendation. In *Proceedings of the 19th International Conference on World Wide Web*. ACM, 661–670. doi:10.1145/1772690.1772758
- [30] Ninareh Mehrabi, Fred Morstatter, Nripsuta Saxena, Kristina Lerman, and Aram Galstyan. 2021. A survey on bias and fairness in machine learning. *ACM Computing Surveys (CSUR)* 54, 6 (2021), 1–35.
- [31] Marco Morik, Ashudeep Singh, Jessica Hong, and Thorsten Joachims. 2020. Controlling fairness and bias in dynamic learning-to-rank. In *Proceedings of the 43rd international ACM SIGIR conference on research and development in information retrieval*. 429–438.
- [32] Jorge Nocedal and Stephen J. Wright. 2006. *Numerical Optimization* (2 ed.). Springer, New York. doi:10.1007/978-0-387-40065-5
- [33] Harrie Oosterhuis. 2021. Computationally efficient optimization of plackett-luce ranking models for relevance and fairness. In *Proceedings of the 44th International ACM SIGIR Conference on Research and Development in Information Retrieval*. 1023–1032.
- [34] Harrie Oosterhuis and Maarten de Rijke. 2020. Policy-aware unbiased learning to rank for top-k rankings. In *Proceedings of the 43rd International ACM SIGIR Conference on Research and Development in Information Retrieval*. 489–498.
- [35] Harrie Oosterhuis and Maarten de Rijke. 2021. Unifying online and counterfactual learning to rank: A novel counterfactual estimator that effectively utilizes online interventions. In *Proceedings of the 14th ACM international conference on web search and data mining*. 463–471.
- [36] Gourab K Patro, Lorenzo Porcaro, Laura Mitchell, Qiuyue Zhang, Meike Zehlike, and Nikhil Garg. 2022. Fair ranking: a critical review, challenges, and future

- directions. In *2022 ACM Conference on Fairness, Accountability, and Transparency*. 1929–1942.
- [37] Tao Qin and Tie-Yan Liu. 2013. Introducing LETOR 4.0 datasets. *arXiv preprint arXiv:1306.2597* (2013).
- [38] Yuta Saito and Thorsten Joachims. 2022. Fair Ranking as Fair Division: Impact-Based Individual Fairness in Ranking. In *Proceedings of the 28th ACM SIGKDD Conference on Knowledge Discovery and Data Mining*. 1514–1524.
- [39] Ashudeep Singh and Thorsten Joachims. 2018. Fairness of exposure in rankings. In *Proceedings of the 24th ACM SIGKDD International Conference on Knowledge Discovery & Data Mining*. 2219–2228.
- [40] Ashudeep Singh and Thorsten Joachims. 2019. Policy learning for fairness in ranking. *Advances in neural information processing systems* 32 (2019).
- [41] Eric Toder. 2024. The Use of Microsimulation Models to Inform US Tax Policymaking. *International Journal of Microsimulation* 17, 3 (2024), 1–20. doi:10.34196/ijm.00314
- [42] Riku Togashi, Kenshi Abe, and Yuta Saito. 2024. Scalable and Provably Fair Exposure Control for Large-Scale Recommender Systems. In *Proceedings of the ACM Web Conference 2024*. doi:10.1145/3589334.3645390
- [43] Alan Tsang, Bryan Wilder, Eric Rice, Milind Tambe, and Yair Zick. 2019. Group-fairness in influence maximization. *arXiv preprint arXiv:1903.00967* (2019).
- [44] Xuanhui Wang, Nadav Golbandi, Michael Bendersky, Donald Metzler, and Marc Najork. 2018. Position bias estimation for unbiased learning to rank in personal search. In *Proceedings of the eleventh ACM international conference on web search and data mining*. 610–618.
- [45] Chen Xu, Jun Xu, Yiming Ding, Xiao Zhang, and Qi Qi. 2024. FairSync: Ensuring Amortized Group Exposure in Distributed Recommendation Retrieval. In *Proceedings of the ACM Web Conference 2024*. doi:10.1145/3589334.3645413
- [46] Chen Xu, Xiaopeng Ye, Wenjie Wang, Liang Pang, Jun Xu, and Tat-Seng Chua. 2024. A Taxation Perspective for Fair Re-ranking. In *Proceedings of the 47th International ACM SIGIR Conference on Research and Development in Information Retrieval*. 1494–1503. doi:10.1145/3626772.3657766
- [47] Chen Xu, Jujia Zhao, Wenjie Wang, Liang Pang, Jun Xu, Tat-Seng Chua, and Maarten de Rijke. 2025. Understanding Accuracy-Fairness Trade-offs in Re-ranking through Elasticity in Economics. In *Proceedings of the 48th International ACM SIGIR Conference on Research and Development in Information Retrieval*. doi:10.1145/3726302.3730106
- [48] Tao Yang and Qingyao Ai. 2021. Maximizing marginal fairness for dynamic learning to rank. In *Proceedings of the Web Conference 2021*. 137–145.
- [49] Tao Yang, Chen Luo, Hanqing Lu, Parth Gupta, Bing Yin, and Qingyao Ai. 2022. Can clicks be both labels and features? Unbiased Behavior Feature Collection and Uncertainty-aware Learning to Rank. In *Proceedings of the 45th International ACM SIGIR Conference on Research and Development in Information Retrieval*. 6–17.
- [50] Tao Yang, Zhichao Xu, Zhenduo Wang, and Qingyao Ai. 2023. FARA: Future-aware Ranking Algorithm for Fairness Optimization. *arXiv preprint arXiv:2305.16637* (2023).
- [51] Tao Yang, Zhichao Xu, Zhenduo Wang, Anh Tran, and Qingyao Ai. 2023. Marginal-Certainty-aware Fair Ranking Algorithm. In *Proceedings of the Sixteenth ACM International Conference on Web Search and Data Mining*. 24–32.
- [52] Xiaopeng Ye, Chen Xu, Jun Xu, Xuyang Xie, Gang Wang, and Zhenhua Dong. 2024. Guaranteeing Accuracy and Fairness under Fluctuating User Traffic: A Bankruptcy-Inspired Re-ranking Approach. In *Proceedings of the 33rd ACM International Conference on Information and Knowledge Management*. 2991–3001. doi:10.1145/3627673.3679590
- [53] Quan Yuan, Gao Cong, Zongyang Ma, Aixin Sun, and Nadia Magnenat Thalmann. 2013. Time-aware point-of-interest recommendation. In *Proceedings of the 36th international ACM SIGIR conference on Research and development in information retrieval*. 363–372.