

# Behind the Feed: A Taxonomy of User-Facing Cues for Algorithmic Transparency in Social Media

Haoze Guo<sup>1</sup>, Ziqi Wei<sup>1</sup>

<sup>1</sup>University of Wisconsin - Madison, WI, 53706 USA  
hguo246@wisc.edu, zwei232@wisc.edu

## Abstract

People who use social media are learning about how the companies that run these platforms make their decisions on who gets to see what through visual indicators in the interface (UI) of each social media site. These indicators are different for each platform and are not always located in an easy-to-find location on the site. Therefore, it is hard for someone to compare different social media platforms or determine whether transparency leads to greater accountability or only leads to increased understanding. A new classification system has been developed to help provide a standard way of categorizing the way, that an algorithm is presented through UI elements and whether the company has provided any type of explanation as to why they are featured. This new classification system includes the following three areas of development: *design form*, *information content*, and *user agency*. This new classification system can be applied to the six social media platforms currently available and serves as a reference database for identifying common archetypes of features in the each social media platform’s UI. The new classification system will assist in determining whether or not the transparency of an algorithm functions the way that it was intended when it was developed and provide future design ideas that can help improve the inspectibility, actionability, and contestability of algorithms.

## Introduction

The development of “algorithmic transparency” on social platforms is being done through the implementation of many small, local interface components that describe how the platform handles recommendations, sponsorships, personalized content, and opportunities to customize content for the user (Burrell 2016; Ananny and Crawford 2018; Pasquale 2015).

Algorithmic Transparency is not one specific area, but it consists of multiple small cues that can be difficult for users to find and offer little assurance to them about the quality of the information. Some of these cues appear when users first interact with a social media platform and explain the provenance of the content that they are engaging with and are located at the front of the user’s view; the remaining cues are typically located within menus or linked to other types of documentation. In addition, a small number of the cues are directly connected to the user’s ability to take action immediately (e.g., “see less,” interest controls) or provide a means to pursue procedural recourse. There are currently

gaps within social media interfaces whereby cues can signal “algorithmic transparency” and offer little or no recourse to verify the veracity of the content (Ananny and Crawford 2018; Bucher 2018).

We propose an interface-first way to study this gap by introducing a taxonomy of *algorithmic transparency cues*: user-facing UI elements that explicitly reference recommendation/ranking, ad delivery/targeting, or content governance decisions and provide explanation, provenance, or pathways to action. Rather than adjudicating whether explanations are faithful, we treat cues as observable artifacts with design-side properties (placement, interaction cost, specificity/traceability, and agency). This complements evidence that users form “folk theories” of curation from limited interface signals and lived experience (Rader and Gray 2015; Eslami et al. 2015; DeVito, Gergle, and Birnholtz 2018), and supports comparison under interface drift across time, devices, and account contexts (Nickerson, Varshney, and Muntermann 2013; Metaxa et al. 2021; Guo 2025).

We structure the paper around three research questions:

- RQ1: What kinds of algorithmic transparency cues are deployed across major social platforms?
- RQ2: How do cues vary by design form, information content, and user agency?
- RQ3: Which transparency functions are systematically underserved?

## Related Work

This paper is a continuation of research on the ways in which users make inferences about curation from interface encounters, the design of explanations within recommendation systems, and how platforms enact the principle of transparency with respect to governing and advertising. In each of those areas, a single theme remains consistent in being emphasized: While transparency is a characteristic of models, transparency is also an obligation for platforms as they create interfaces that shape transparency through the choice of placement, wording, and potential actions available to users (Burrell 2016; Ananny and Crawford 2018; Pasquale 2015).

Past research has indicated that users rarely gain insights into ranking rationales based solely on formal disclosures. Instead, users form folk theories of how ranking occurs through continuous engagement with the platform

and via informal testing with minimal signal from interfaces throughout their day-to-day engagements (Rader and Gray 2015; Eslami et al. 2015; DeVito, Gergle, and Birnholtz 2018). This has driven researchers to consider and address the significance of looking first at how a platform surfaces explanations and at what expense. Accounts of the opacity of algorithmic systems assert that the limits to seeing algorithmic systems are physical and sociotechnical conditions created by institutions and, thus, not only due to missing explanation strings (Burrell 2016; Ananny and Crawford 2018; Pasquale 2015). We approach the research assessment through an empirical lens that considers user-facing cues to be comparable to other artifacts and thus have observable characteristics that include placement, interaction depth, specificity, and temporal traceability.

In recommender-systems research, work on explanatory interfaces has emphasized how explanation form should match user goals and the trade-offs this creates (Herlocker et al. 2000; Tintarev and Masthoff 2007; Zhang and Chen 2020). The HCI literature indicates that transparency interventions may create, rather than destroy, the number of times a user trusts or interacts with the system (Kizilcec 2016; Bucher 2018). We clarify what the platforms actually provide instead of suggesting new methods of providing explanations, by categorising each of the four forms of explanation (accountability, transparency, and agency) as separate entities (Ananny and Crawford 2018; Pasquale 2015).

## Definition and Scope

An algorithmic transparency cue provides a user interface element presented to the end user that outwardly demonstrates the specific outcome of a platform resulting from (a) an algorithmic recommendation or ranking; (b) a delivery of advertisements or location-based targeting; or (c) type of content governance. To qualify as an algorithmic transparency cue, it must provide at least one of the three types of information: Reason/Source Statement, pathway to further information, or actions to take on recourse if necessary (Ananny and Crawford 2018; Burrell 2016).

Cues will be defined as they appear in an user’s perspective and are identified as an observable artifact. For our unit, we will include the (i) in-context feed surfaces including ads/modal menus; (ii) setting/spent dashboards on algorithms that shape an outcome; and, (iii) documentation-like pages found by browsing through an in-context cue. Internal tooling/developer documentation and standard user interface action that have no algorithmic relevance will not be included. As platforms utilise different devices, regions and account states, and apply A/B testing often to change their interfaces, the existence and content of cues will vary both with time and context (Metaxa et al. 2021; Guo 2025). We treat integrity- and security-relevant disclosures as part of the governance cue family when they are surfaced to users (e.g., provenance warnings, policy/enforcement notices, or explanations about automated moderation and integrity interventions), especially as social-web content is increasingly reused in downstream AI systems where manipulation of retrieved text is a known threat (Guo and Wei 2026).

## A Taxonomy of Algorithmic Transparency Cues

Using the above definition to describe each cue we develop a code-able Taxonomy to begin providing a platform-independent comparison of these cues across various platforms (Nickerson, Varshney, and Muntermann 2013; Metaxa et al. 2021; Guo 2025). The Taxonomy contains three levels of commitment for the Interface Design Forms for Cues—*design form* (how the cue is surfaced), *information content* (what the cue asserts), and *user agency* (what users can do in response).

**Design form** reflects both the discoverability and interaction costs associated with a cue via its Modality and Position (in-feed, overflow menu and settings/help) as well as via its Trigger Mode (or always-on versus user-initiated), Persistence and Interaction Depth (Ananny and Crawford 2018; Burrell 2016).

**Information content** reflects both the type of decision a cue supports/recommends (recommendation/ranking, ads, governance), the type of explanation it provides (reason versus provenance/disclosure versus policy framing/mechanism-level) and how specific, traceable (none versus histories/logs versus public repositories), and scoped (item/account/system) (Tintarev and Masthoff 2007; Zhang and Chen 2020; Herlocker et al. 2000; Ananny and Crawford 2018; Pasquale 2015).

**User agency** encodes actionability (none; content actions; preference controls; report/appeal), contestability pathway, and feedback-loop visibility (whether consequences are stated) (Ananny and Crawford 2018; Bucher 2018; Burgess et al. 2024; Leerssen et al. 2023; Mozilla 2024).

Aggregating coded cues yields (i) attribute distributions for cross-platform and decision-type comparison and (ii) synthesis outputs: recurring cue archetypes and a transparency-function gap map spanning legibility, control, verifiability, and contestability (Ananny and Crawford 2018; European Union 2022b,a).

## Method

We conduct a qualitative content analysis of algorithmic transparency cues as interface artifacts (Krippendorff 2018; Neuendorf 2017). We analyze six major social platforms: Facebook, Instagram, TikTok, YouTube, X, and LinkedIn. We capture cues from the **mobile applications** by traversing (i) in-feed recommendation surfaces, (ii) post/ad overflow menus and information panels, (iii) ad disclosure and advertiser information flows, and (iv) personalization and governance settings. Each cue instance is captured with screenshots and the full navigation path (interaction steps) required to reach the cue, along with minimal context metadata (Metaxa et al. 2021).

Using the taxonomy-derived Codebook, we coded each instance with respect to its design form (Surface Modality/-Placement/Trigger/Persistence/Interaction Depth), information content (Decision type/Explanation type/Specificity/-Traceability/Scope) and User Agency (Actionability/Pathway to contestability/Feedback loop visibility). We captured ambiguous cases and recorded them in our decision

log to promote consistency in the coding process and enhance replicability across and among multiple and ever-changing interfaces (Nickerson, Varshney, and Muntermann 2013; Guo 2025).

Finally, we organize our findings related to the distribution of user agent attributes, arranged by Decision Type, and correlate common attribute combinations across the cue archetypes to create a Transparency-Function Gap map between legibility & controllability, verification & verifiability, and contestability ((Ananny and Crawford 2018; European Union 2022b,a).

## Findings

We detail the attributes of cue ecosystems in measurable terms: where cues appeared, what cues professed, and what cues authorized. The data represents a cross-section of 6 platforms and 210 cue events (identified navigation-captured behavior); the events represent cases in which the cue is used to provide recommendations/rankings, serve advertising and community management/governance/assurance.

### Dataset Overview and Interaction Cost

Across 6 platforms, we collected 210 cue instances, corresponding to 74 unique cue types after de-duplication by wording and interaction flow (platform-specific variants retained). Cue instances covered recommendation/ranking (114, 54%), advertising (67, 32%), and governance/integrity (29, 14%) decision types (Table 2).

The access cost for transparent decision-making is described here as the number of steps between the cue available to the user (i.e., the feed or intervention notice) and the initial cue describing that cue’s rationale and rationale-based disclosure, or the first available actionable control. The median amount of depth in this case was 2; in all cases where there were simultaneous visible labels, the depth was defined as 0. In those instances when users were navigating through the overflow menu in order to find the cue, the median number of steps was 2. For the portal settings type of cue, the median step count was 4 and for portal-type cues the median was 5. This access cost structure is significant as it determines whether a user will encounter transparency on an as-needed basis or as part of an optional navigation process (Burrell 2016; Ananny and Crawford 2018).

### Three Cross-Platform Patterns: Displacement, Evidence Scarcity, Uneven Agency

Three patterns recur across platforms and decision types.

**Displacement is the default, especially for recommendations.** Only 18% of cues were co-present at the decision surface, while 49% required an overflow menu/info panel, 24% routed to settings dashboards, and 9% routed to documentation portals. This skew is strongest for recommendation/ranking cues: 9% co-present vs. 58% menu-based and 33% settings/portal, compared to advertising cues (36% co-present) and governance cues (14%). In other words, the most common everyday curation context (recommendations) is also where transparency is most often displaced (Burrell 2016; Ananny and Crawford 2018).

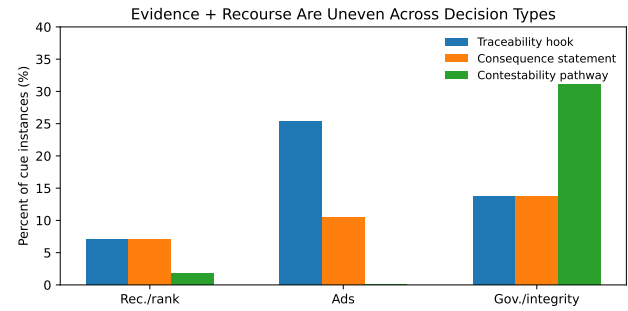


Figure 1: Accountability attributes by decision type. Traceability and contestability are unevenly distributed, concentrating in ads/governance rather than recommendation transparency.

### Reasons are common; traceable evidence is rare.

Across all cues, 46% were provenance/disclosure-forward and 41% were reason-giving, but only 14% included a traceability hook (history/log/repository link) and only 6% linked to a public repository (e.g., ad libraries) (Pasquale 2015; Leerssen et al. 2023; Mozilla 2024). This gap is decision-type dependent: traceability appears more often in advertising (25%) than recommendation/ranking (7%), yielding an 18 percentage-point difference. Mechanism-level descriptions were also uncommon (13%), suggesting that most cues prioritize narrative legibility over checkable evidence.

**Agency concentrates in ads and governance, not recommendations.** Overall, 55% of cues provided no direct action, 29% enabled content-level actions (hide/see less), and 11% enabled preference-level actions. Explicit contestability pathways were rare overall (5%) but concentrated in governance cues (31% of governance cues), with minimal presence in recommendation/ranking (2%) (Gillespie 2018; Ananny and Crawford 2018). Even when controls exist, consequence statements were uncommon: only 9% of cues clarified scope or duration, meaning many control cues remain “actionable” without making downstream effects inspectable.

### Function Gap: Legibility Outruns Accountability

Mapping cues onto transparency functions reveals a consistent gap: cues frequently support legibility while underserving verifiability and contestability. In aggregate, 82% support legibility, while only 14% support verifiability and 5% support contestability (Ananny and Crawford 2018; Pasquale 2015). The gap is especially stark for recommendation/ranking cues, where 86% are legibility-forward but only 7% include traceability hooks and 2% provide contestability.

A particularly portable “gap” statistic comes from co-occurrence. Among legibility-supporting cues, 83% provide no verifiability hook; among actionable cues, 86% provide no consequence statement; and only 9% of all cues are both co-present and actionable. These combinations clarify why transparency can feel present while remaining difficult to check or contest:

Table 1: Directional effects of structural cue choices on transparency functions.

Structural choice	Legibility	Control	Verifiability	Contestability
Always-on label (provenance only)	↑	≈	↓	↓
Buried in overflow menu	↓	↓	≈	≈
Routed to documentation portal	↓	↓	↑ / ≈	≈
Personalized narrative reason (no trace)	↑ / ≈	≈	↓	≈
Traceability hook (history/repo link)	≈	≈	↑	≈
Co-located control (see less/topics)	↑	↑	≈	≈
Explicit consequence statement	↑	↑	≈	≈
Explicit report/appeal pathway	≈	≈	≈	↑

Table 2: Cue dataset by decision type.

Decision type	Inst.	Types	Platforms
Recommendation / ranking	114	41	6
Advertising	67	23	6
Governance / integrity	29	10	5
<b>Total</b>	<b>210</b>	<b>74</b>	<b>6</b>

Table 3: Core accountability attributes across all cues.

Attribute	Count	Prop.
Co-present at decision surface	38	18%
Requires overflow menu / info panel	103	49%
Routes to settings / dashboard	50	24%
Routes to documentation / policy portal	19	9%
Includes traceability hook (history/log/repo)	29	14%
Includes explicit consequence statement (scope/duration)	19	9%
Provides explicit contestability pathway	11	5%

- **Displacement:** 82% of cues require leaving the decision surface; median interaction depth is 2 actions.
- **Evidence scarcity:** only 14% include any traceability hook; 6% link to repositories.
- **Agency imbalance:** contestability is concentrated in governance (31%) and rare in recommendation transparency (2%).

## Discussion

Algorithmic transparency needs to be reconsidered on the interface level as a commitment—the location of explanations, the types of claims made, and the agency provided. This approach builds upon an ongoing concern within the academic literature regarding transparency (Ananny and Crawford 2018; Burrell 2016; Pasquale 2015)—that even if algorithms are considered open, these signals only represent limited opportunities to hold them accountable on the part of the user, and there may also be significant barriers to the establishment, verification, and contestation of such evidence by users. In the same way, we offer our proposed taxonomy of algorithmic accountability as also serving as a threshold for public accountability of algorithms and their everyday application.

## Design Implications

The manner in which platforms present transparency and the depth of interaction with it play a critical role in determining whether users encounter transparency as a result of decisions made by the platforms or whether it is reduced to an optional future option. Displacing cues, for example, through the use of overflow menus or documentation portals, adds friction to the user when they need to understand the context of an interaction, while the presentation of co-located cues reduces the user’s interaction with the platform and provides the opportunity for greater understanding of the context of their actions (Burrell 2016; Ananny and Crawford 2018).

At the same time, visibility is not accountability. Platforms often collapse provenance labels, short “why” narratives, and preference dashboards into a single transparency story, even though these elements serve different functions. Disaggregating disclosure, explanation, and recourse helps avoid treating minimal provenance signals as meaningful accountability and clarifies when explanation is uncoupled from control (Tintarev and Masthoff 2007; Zhang and Chen 2020).

Cues can be differentiated by whether they are explicitly inspectable through claims. Personalized explanations can create feelings of satisfaction; however, alphanumeric forms of user-reported satisfaction will not provide clear evidence about which checking mechanism was used (Pasquale 2015; Ananny and Crawford 2018; Burgess et al. 2024; Leerssen et al. 2023; Mozilla 2024).

Finally, agency and contestability require more than buttons. Controls such as “see less” matter only when users can anticipate consequences (scope, duration, expected effects); otherwise they risk becoming ritual actions without feedback-loop visibility (Kizilcec 2016; Bucher 2018; Guo and Wei 2025). For governance interventions, disclosure without a clear report/appeal pathway is thin accountability, making contestability a distinct surface to design for (Gillespie 2018; Ananny and Crawford 2018).

## Conclusion

This research focuses specifically on the user-facing signals and cannot determine how accurately the explanations provided may represent the underlying processes that were used to make the decision (Burrell 2016; Doshi-Velez and Kim 2017). Therefore the findings from this research must be understood as a series of structured snapshots, as user interfaces, including regional differences, device types, and

individual account types, change continuously over time. Additionally, many of the governance signals will be very difficult to observe by users and therefore we do not measure users' level of understanding or any behavioral effects (Kizilcec 2016).

## References

- Ananny, M.; and Crawford, K. 2018. Seeing without Knowing: Limitations of the Transparency Ideal and Its Application to Algorithmic Accountability. *New Media & Society*, 20(3): 973–989.
- Bucher, T. 2018. *If...Then: Algorithmic Power and Politics*. Oxford University Press.
- Burgess, J.; Carah, N.; Angus, D.; Obeid, A.; and Andrejevic, M. 2024. Why Am I Seeing This Ad? The Affordances and Limits of Automated User-Level Explanation in Meta's Advertising System. *New Media & Society*, 26(9): 5130–5149.
- Burrell, J. 2016. How the Machine “Thinks”: Understanding Opacity in Machine Learning Algorithms. *Big Data & Society*, 3(1).
- DeVito, M. A.; Gergle, D.; and Birnholtz, J. 2018. How People Form Folk Theories of Social Media Feeds and What It Means for How We Study Self-Presentation. In *Proceedings of the 2018 CHI Conference on Human Factors in Computing Systems (CHI '18)*. ACM.
- Doshi-Velez, F.; and Kim, B. 2017. Towards a Rigorous Science of Interpretable Machine Learning. arXiv:1702.08608.
- Eslami, M.; Rickman, A.; Vaccaro, K.; Aleyasen, A.; Vuong, A.; Karahalios, K.; Hamilton, K.; and Sandvig, C. 2015. “I Always Assumed That I Wasn't Really That Close”: Reasoning about Invisible Algorithms in the Facebook News Feed. In *Proceedings of the 33rd Annual ACM Conference on Human Factors in Computing Systems (CHI '15)*. ACM.
- European Union. 2022a. Digital Services Act (Regulation (EU) 2022/2065), Article 27: Recommender System Transparency Requirements. EUR-Lex. Accessed: 2025-12-26.
- European Union. 2022b. Regulation (EU) 2022/2065 of the European Parliament and of the Council of 19 October 2022 on a Single Market for Digital Services (Digital Services Act). EUR-Lex. Accessed: 2025-12-26.
- Gillespie, T. 2018. *Custodians of the Internet: Platforms, Content Moderation, and the Hidden Decisions That Shape Social Media*. Yale University Press.
- Guo, H. 2025. ConsentDiff at Scale: Longitudinal Audits of Web Privacy Policy Changes and UI Frictions. arXiv:2512.04316.
- Guo, H.; and Wei, Z. 2025. Temporal Drift in Privacy Recall: Users Misremember From Verbatim Loss to Gist-Based Overexposure. arXiv:2509.16962.
- Guo, H.; and Wei, Z. 2026. Hidden-in-Plain-Text: A Benchmark for Social-Web Indirect Prompt Injection in RAG. arXiv:2601.10923.
- Herlocker, J. L.; Konstan, J. A.; Terveen, L. G.; and Riedl, J. T. 2000. Explaining Collaborative Filtering Recommendations. In *Proceedings of the 2000 ACM Conference on Computer Supported Cooperative Work (CSCW '00)*. ACM.
- Kizilcec, R. F. 2016. How Much Information? Effects of Transparency on Trust in an Algorithmic Interface. In *Proceedings of the 2016 CHI Conference on Human Factors in Computing Systems (CHI '16)*. ACM.
- Krippendorff, K. 2018. *Content Analysis: An Introduction to Its Methodology*. Sage, 4 edition.
- Leerssen, P.; Dobber, T.; Helberger, N.; and de Vreese, C. H. 2023. News from the Ad Archive: How Journalists Use the Facebook Ad Library to Hold Online Advertising Accountable. *Information, Communication & Society*.
- Metaxa, D.; Park, J. S.; Robertson, R. E.; Karahalios, K.; Wilson, C.; and Hancock, J. 2021. Auditing Algorithms: Understanding Algorithmic Systems from the Outside In. *Foundations and Trends® in Human-Computer Interaction*, 15(4): 272–344.
- Mozilla. 2024. Full Disclosure: Stress Testing Tech Platforms' Ad Repositories. Technical report, Mozilla. Report. Accessed: 2025-12-26.
- Neuendorf, K. A. 2017. *The Content Analysis Guidebook*. Sage, 2 edition.
- Nickerson, R. C.; Varshney, U.; and Muntermann, J. 2013. A Method for Taxonomy Development and Its Application in Information Systems. *MIS Quarterly*, 37(3): 929–938.
- Pasquale, F. 2015. *The Black Box Society: The Secret Algorithms That Control Money and Information*. Harvard University Press.
- Rader, E.; and Gray, R. 2015. Understanding User Beliefs About Algorithmic Curation in the Facebook News Feed. In *Proceedings of the 33rd Annual ACM Conference on Human Factors in Computing Systems (CHI '15)*. ACM.
- Tintarev, N.; and Masthoff, J. 2007. A Survey of Explanations in Recommender Systems. In *2007 IEEE 23rd International Conference on Data Engineering Workshop (ICDEW 2007)*. IEEE.
- Zhang, Y.; and Chen, X. 2020. Explainable Recommendation: A Survey and New Perspectives. *ACM Computing Surveys*, 52(5).

## Appendix

### Additional Findings

This appendix contextualizes the main results by linking *where* cues appear (interaction cost) to *what* they enable (accountability functions). Table 4 shows that accountability attributes concentrate unevenly by decision type: recommendation/ranking cues are rarely co-present (10/114, 9%) and seldom traceable (8/114, 7%) or contestable (2/114, 2%), while advertising is more often co-present (24/67, 36%) and traceable (17/67, 25%) but never contestable in our sample (0/67, 0%); governance/integrity cues remain less common overall (29) but disproportionately provide contestability (9/29, 31%). These breakdowns match the paper-wide totals (N=210; co-present=38; trace=29; contest=11), and clarify that the overall “function gap” is not uniform across decision contexts.

By assessing how far users have to navigate to get to the first explanation/disclosure/action surface, we related these

Table 4: Key accountability attributes by decision type.

Decision type	N	Co-present	Trace	Contest
Recommendation/ranking	114	10 (9%)	8 (7%)	2 (2%)
Advertising	67	24 (36%)	17 (25%)	0 (0%)
Governance/integrity	29	4 (14%)	4 (14%)	9 (31%)
<b>All</b>	<b>210</b>	<b>38 (18%)</b>	<b>29 (14%)</b>	<b>11 (5%)</b>

Table 5: Interaction depth by surface type (medians).

Surface type	Median depth
Co-present label (in-context)	0
Overflow menu / info panel	2
Settings / dashboard	4
Documentation / portal	5

patterns to interaction cost. The median amount of navigation depth to reach the first surface (0 navigation distance for co-present labels; 2 navigation depths for Overflow Menu / Info Panel; 4 for Settings/Dashboards; and 5 for Documentation/Portal) is summarized in Table 5; while the distribution of this data shown in Figure 2 demonstrates that users commonly had to travel through multiple steps to gain transparency. Figure 3 illustrates the overall effect of applying this structure. For legibility, the majority (82%) of users supported this support; conversely, very few (14% verifiable and 5% contested) users supported the other two types of support.

## Extended Discussion

**Compliance by displacement.** The results of our research indicate that platforms have the ability to offer transparency while providing limited ways in which that transparency can be acted upon through the routing of cues to higher friction routes. Specifically, the data indicate that 82% of cues will require users to abandon the decision surface, and the median depth of action associated with a cue is only 2; therefore, factors considered when determining whether transparency will be acted upon will become more cost-oriented than contextually available for users. This is particularly relevant in ranking/recommendation environments, as co-presenting cues only occur 9% of the time. Therefore, we propose that interaction depth is an auditable metric at the interface level of transparency in that it will reveal whether users have access to transparency in the functional sense of the term without requiring the user to further navigate the navigation structure.

**Feedback-loop opacity and placebo controls.** Of the 29% of cues that provide content-level actions (i.e., “see less,” hide), only 11% provide preference-level controls; however, the remaining 9 percent of the cues do not provide any explicit consequence statements about the scope or duration of their actions. The discrepancy between the numbers indicates an apparent lack of agency for users as they can take action but cannot know how long that action will last or what that action will entail. Making explicit consequence

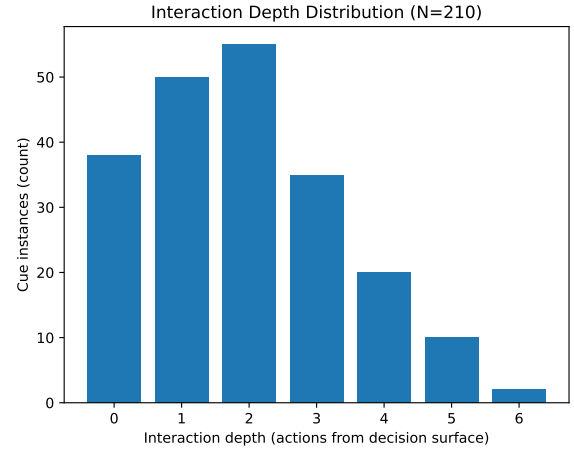


Figure 2: Distribution of interaction depth across cue instances (0 indicates co-present cues).

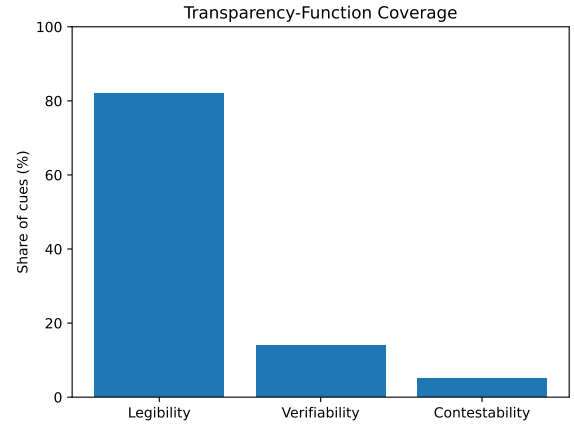


Figure 3: Coverage of transparency functions across all cues: legibility (82%), verifiability (14%), and contestability (5%).

statements will improve the actionability to allow for retrospective accountability for all agent contributions within the interface, a relatively low-cost change to make.

## Future Work

**Longitudinal drift audits.** One approach to expanding on this research is to conduct periodic audits of each cue ecosystem at set intervals to determine whether an interface has changed in design from its original version as well as to track any improvements or regressions in design. By utilizing the taxonomy of information cues developed in this study, a researcher can perform additional audits after the initial publication, and compare the results of the new audits with the information from the previous audit to assess the evolution of the metrics for each attribute over time. These attributes include median cue depth, co-present share, and traceability metric burnout rate, which are important for platforms that frequently redesign their transparency cues.