
Consistency Deep Equilibrium Models

Junchao Lin^{*1} Zenan Ling^{*1} Jingwen Xu² Robert C. Qiu¹

Abstract

Deep Equilibrium Models (DEQs) have emerged as a powerful paradigm in deep learning, offering the ability to model infinite-depth networks with constant memory usage. However, DEQs incur significant inference latency due to the iterative nature of fixed-point solvers. In this work, we introduce the Consistency Deep Equilibrium Model (C-DEQ), a novel framework that leverages consistency distillation to accelerate DEQ inference. We cast the DEQ iterative inference process as evolution along a fixed ODE trajectory toward the equilibrium. Along this trajectory, we train C-DEQs to consistently map intermediate states directly to the fixed point, enabling few-step inference while preserving the performance of the teacher DEQ. At the same time, it facilitates multi-step evaluation to flexibly trade computation for performance gains. Extensive experiments across various domain tasks demonstrate that C-DEQs achieves consistent 2-20 \times accuracy improvements over implicit DEQs under the same few-step inference budget.

1. Introduction

Deep Equilibrium Models (DEQs) (Bai et al., 2019; 2020), as a class of implicit models, represent a paradigm shift in deep learning by replacing explicit layer-wise depth with an *implicit* infinite depth computation. At their core, DEQs are defined through a *fixed-point* formulation: for a given input x , the model directly finds an equilibrium state z^* satisfying $z^* = f_\theta(z^*, x)$, where f_θ is parameterized by a neural network (NN). Owing to this implicit definition, DEQs exhibit high expressivity and have demonstrated remarkable empirical performance across a broad range of applications, such as computer vision (Bai et al., 2020; Xie et al., 2022; Hatamizadeh et al., 2023), natural language processing (Bai

et al., 2019; Schöne et al., 2025), and graph learning (Gu et al., 2020; Liu et al., 2021; Baker et al., 2023).

Despite their expressive capacity, DEQs incur significant *inference latency* as a result of reliance on iterative solutions of fixed-point equations, where each iteration requires a full evaluation of the DEQ layer. Early efforts (Bai et al., 2019; Winston & Kolter, 2020) mitigate this issue by adopting advanced root-finding methods, such as Broyden’s method (Broyden, 1965) and Anderson acceleration (Walker & Ni, 2011). More recent works (Bai et al., 2021b; Lin et al., 2024) further propose hypersolvers with learned initializers and generalized parameterized solvers to accelerate DEQ inference. Nevertheless, even with these advances, existing approaches often require tens of iterations, rendering DEQs substantially slower than explicit NNs with finite depth.

Our goal is to develop DEQ models that enable efficient, few-step inference while retaining the benefits of fixed-point iterations, such as the ability to trade computation for accuracy. We leverage the fundamental connection between fixed point iteration and ODEs to reframe the DEQ iterative solving process as a fixed ODE trajectory toward the equilibrium. Using this trajectory as a teacher, we propose to train a model to consistently map intermediate states directly to the equilibrium. We therefore refer to this model as the Consistency Deep Equilibrium Model (C-DEQ). C-DEQs facilitate inference with only a few network evaluations. Notably, by sequentially applying the consistency mapping over multiple time steps, C-DEQs preserve the advantages of iterative fixed-point solvers, achieving performance gains at the cost of additional computation.

To train C-DEQs, we reframe path-independent DEQs as trajectory-fixed ODEs. Building on this view, finding an equilibrium in a DEQ can be interpreted as discretely sampling a fixed-point ODE (FP-ODE). This provides a well-defined teacher trajectory. To facilitate learning along this trajectory, we apply standard consistency parameterization (Song et al., 2023) and, importantly, incorporate the structural prior of the the Anderson Acceleration solver (Walker & Ni, 2011) into the student model. This allows the student to refine intermediate estimates rather than rediscover the solver trajectory, accelerating convergence and preserving solver-like stability. Finally, we design a distillation loss combining global and local consistency: global

¹School of Electronic Information and Communications, Huazhong University of Science and Technology ²School of Science, Wuhan University of Technology. Correspondence to: Zenan Ling <lingzenan@hust.edu.cn>.

consistency anchors predictions to the equilibrium for accurate one-step inference, while local consistency aligns adjacent trajectory points to prevent trajectory drift and support improved multi-step performance.

Our experiments apply C-DEQ to diverse domains with large datasets: WikiText-103 (Merity et al., 2018) for language modeling, ImageNet (Deng et al., 2009) for image classification and the OGB graph benchmarks ogbn-arxiv and ogbn-products (Hu et al., 2020) for graph node classification. Under the same few-step inference budget, C-DEQ achieves consistent 2-20 \times accuracy improvements over implicit DEQs, while matching or surpassing explicit finite-depth networks and narrowing the latency gap between implicit and explicit models.

Our contributions are summarized as follows.

- We introduce the Consistency Deep Equilibrium Model (C-DEQ), which leverages consistency distillation to map intermediate DEQ states directly to the equilibrium. This enables few-step inference while retaining the benefits of iterative fixed-point solvers.
- We reframe the DEQ iterative process as a fixed ODE trajectory to enable well-defined consistency training. Building on this, we incorporate AA’s structural prior into the C-DEQ parameterization to accelerate training; and propose local and global consistency losses to stabilize training while balancing single-step and multi-step performance.
- The proposed C-DEQ achieves state-of-the-art acceleration, bringing fixed-point inference into the “one-step” era, with up to 20 \times faster inference while maintaining the teacher’s performance.

2. Related Works

Deep Equilibrium Models. DEQs (Bai et al., 2019) represent a significant departure from traditional deep learning architectures by defining the network’s output as the fixed point of a nonlinear transformation. This implicit formulation allows for constant-memory training via the implicit function theorem, decoupling the depth of the model from the cost of storing intermediate activations. Many theoretical studies (Ling et al., 2023; Gao et al., 2022; Wu et al., 2024; Sun & Shi, 2024) have investigated the convergence, stability, and expressive capacity of DEQs, highlighting their advantages. Meanwhile, a substantial body of recent works have successfully extended this paradigm to various specialized domains, including sequence modeling (Bai et al., 2019; 2021a), graph-structured data (Gu et al., 2020; Liu et al., 2021; Baker et al., 2023), and high-resolution vision tasks like optical flow estimation (Bai et al., 2022) and object detection (Wang et al., 2023; Bai et al., 2020). During

the training process, several techniques like (Blondel et al., 2022; Geng et al., 2021) have been developed to remarkably improve efficiency of the backward pass. A closely related work (Ding et al., 2023) connects DEQs and Neural ODEs through homotopy continuation, introducing a new implicit model family that interpolates between equilibrium and continuous-time dynamics. Our work takes a different perspective: rather than altering the model formulation, we focus on the solver dynamics of DEQs and accelerate inference by enforcing consistency across truncated iterations.

Fixed-point Solvers for Deep Equilibrium Models. Despite their theoretical elegance and strong empirical performance, reaching the equilibrium state z^* necessitates an iterative root-finding procedure. Early implementations relied on simple Picard iterations, which often suffer from slow or non-guaranteed convergence, introducing significant inference-time latency and serving as the primary bottleneck for DEQ deployment (Ling et al., 2024; Liu et al., 2024a). To accelerate this process, quasi-Newton methods such as Broyden’s method (Broyden, 1965) and Anderson Acceleration (AA) (Walker & Ni, 2011) have been widely adopted as the default forward-pass solvers. Further refinements have introduced monotone operator theory to provide convergence guarantees (Winston & Kolter, 2020) or Jacobian-free approximation techniques to bypass expensive second-order computations (Fung et al., 2022). However, these speedup effect of traditional solvers is still minimal in practice (Bai et al., 2021a), maintaining a substantial latency gap between implicit and explicit models.

A parallel line of research explores learning-based acceleration, such as amortized initializations (Huang et al., 2021), which predict the initial state via a lightweight encoder, and Neural DEQ Solvers (Bai et al., 2021a), which replace generic iterations with a learned solver. Despite these advances, such methods still focus on local step-to-step transitions and require multiple sequential iterations to reach equilibrium. Unlike previous works that focus on local iterative refinement, C-DEQ learns a consistency mapping that projects any intermediate state directly to the final equilibrium, effectively leapfrogging the solver trajectory and achieving equilibrium in just a few steps.

Consistency Models. Consistency Models (CMs) (Song et al., 2023), along with subsequent improvements (Song & Dhariwal, 2024; Jain et al., 2025; Heek et al., 2024; Geng et al., 2025; Liu et al., 2024b; Lu & Song, 2024), have emerged as an effective paradigm for accelerating diffusion-based generative models by learning a global projection of the continuous-time probability ODE. Inspired by this principle, we observe that DEQ solvers also define a deterministic ODE trajectory toward equilibrium. Adapting consistency distillation to this fixed-point setting, C-DEQ maps

intermediate solver states directly to the final equilibrium, providing a principled way to bypass iterative root-finding and improving efficiency.

A recent closely related work (Kou et al., 2024) applies consistency distillation on a pseudo-Jacobi trajectory for autoregressive generation. While effective, it relies on the naive Jacobi trajectory as the teacher without leveraging the path-independence of the fixed point to define a well-posed target, and employs standard consistency modeling without solver-specific structural priors. C-DEQ, in contrast, distills a solver-informed ODE trajectory and incorporates the structural prior of the advanced AA solver, enabling the student to refine intermediate estimates, preserve solver stability, and achieve few-step inference for general DEQs.

3. Methods

In this section, we introduce the framework of Consistency-DEQ (C-DEQ). We begin in Section 3.1 by reinterpreting the iterative root-finding process as a continuous-time flow and addressing the challenge arising from the path independence of DEQs. Building on this foundation, Section 3.3 introduces the C-DEQ parameterization and inference procedure, while Section 3.4 presents the distillation objective and training details.

3.1. Reframing Path-Independent DEQs as Trajectory-Fixed ODEs

A DEQ layer (Bai et al., 2019) defines its representation z^* as the equilibrium state of a non-linear transformation f_θ parameterized by θ . Given an input x , the hidden state z^* is implicitly defined as the solution to the fixed-point equation:

$$z^* = f_\theta(z^*, x), \quad (1)$$

which can be interpreted as the output of an infinite-depth weight-tied network. Instead of infinite computations, the DEQ solves the equilibrium z^* directly with root-finding:

$$F_\theta(z; x) = f_\theta(z, x) - z = 0.$$

A fundamental challenge in distilling DEQs into a consistency mapping arises from their inherent *path independence* (Anil et al., 2022): while the equilibrium z^* is uniquely defined, the trajectory used to reach it is not. As illustrated in Figure 1a, multiple trajectories are valid for the same input, making the distillation target ill-defined.

To obtain a deterministic and well-defined distillation target, we observe that the process of finding an equilibrium in a DEQ can be interpreted as discrete sampling of a *trajectory-fixed* Fixed Point ODE (FP-ODE) defined as

$$\frac{dz_t}{dt} = f_\theta(z_t, x) - z_t, \quad (2)$$

where the trajectory is uniquely determined by a *fixed* initial condition z_0 ¹. A critical property of this ODE is that its steady state (where $dz_t/dt = 0$) corresponds exactly to the equilibrium state (Ding et al., 2023).

This ODE perspective for DEQs is crucial for enabling consistency distillation (Song et al., 2023) which is inherently defined on such continuous-time dynamical systems, where all states along the same trajectory are required to map consistently to the terminal. By reframing DEQ inference as the numerical integration of an ODE whose steady state corresponds to the equilibrium, we obtain a principled trajectory that is particularly well suited for consistency distillation.

3.2. Teacher Trajectory

While the FP-ODE in Eq. (2) with a fixed initial condition defines a unique continuous trajectory toward the equilibrium, consistency distillation in practice requires a discrete sequence of intermediate states. We therefore employ a numerical solver to generate a finite teacher trajectory that approximates this flow. In this work, we adopt Anderson acceleration (AA) (Anderson, 1965) for trajectory generation, as it efficiently exploits historical iterates to produce stable and informative intermediate states and often achieves super-linear convergence. We define AA iteration as follows and the complete procedure for AA is detailed in Algorithm 3 of the Appendix B.1.

Definition 3.1 (Anderson acceleration). Given a fixed-point mapping f_θ and input x , the AA iteration generates the next iterate z_{k+1} as

$$z_{k+1} = \mathcal{S}^{\text{AA}}(\{z_{k-m_k+i}\}_{i=0}^{m_k}; f_\theta, x) \quad (3)$$

where \mathcal{S}^{AA} is defined by

$$\mathcal{S}^{\text{AA}}(\{z_{k-m_k+i}\}_{i=0}^{m_k}; f_\theta, x) = \beta \sum_{i=0}^{m_k} \alpha_k^i f_\theta(z_{k-m_k+i}) + (1 - \beta) \sum_{i=0}^{m_k} \alpha_k^i z_{k-m_k+i}. \quad (4)$$

where $m_k = \min(k, m)$ denotes the history depth, m is a fixed window size, α_k are least-squares solution over the past few residuals, and β is the relaxation parameter controlling the step size.

We denote the teacher trajectory by $\mathcal{T} = \{z_k\}_{k=0}^K$, which is constructed sequentially from $k = 0$ to K . Starting from the initialization z_0 , we generate z_1, \dots, z_K by iteratively applying AA for $k = 1, \dots, K$, where the terminal state z_K serves as an approximation of the equilibrium z^* . To encourage the model to learn the fixed-point property and to “shortcut” the underlying dynamics, we further employ a data augmentation scheme that, with a given probability,

¹To eliminate variability induced by different initial conditions, we fix $z_0 = \mathbf{0}$.

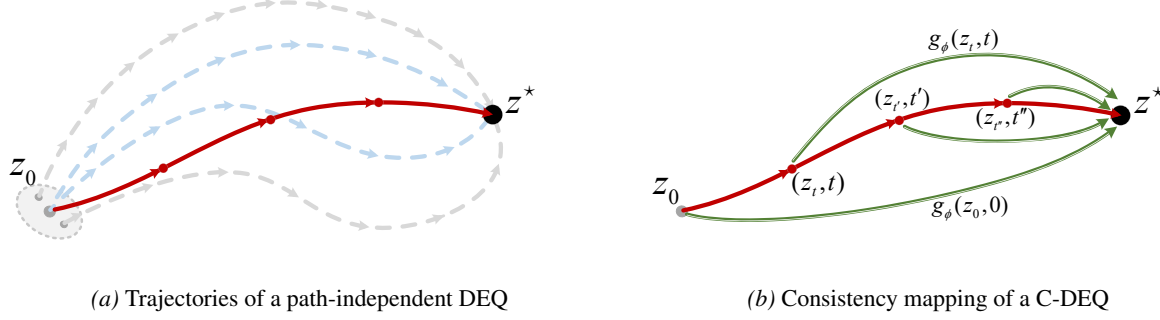


Figure 1. Illustration of trajectory independence of DEQs and consistency mapping of C-DEQs. (a) Trajectories of a path-independent DEQ. Various initial states (shaded region) and solvers can yield a manifold of a set of trajectories (dashed) toward the fixed point. We propose to fix the initial point and the solver to select a *unique trajectory* (red) converging to (z_T, T) . (b) Consistency mapping of a C-DEQ. C-DEQ trains a consistency model h_ϕ to map (green) *any* intermediate states along the DEQ trajectory (e.g., (z_t, t) and $(z_{t'}, t')$) directly to the equilibrium state.

replaces intermediate states z_k (excluding the initial and terminal states) with the endpoint z_K . Details of the sampling procedure are provided in Appendix B.2.

3.3. Consistency DEQs

Below we introduce the parameterization, time mapping and inference procedure of C-DEQs.

We denote C-DEQs by $g_\phi(z_{\leq t}, t, \mathbf{x})$ parameterized by learnable parameters ϕ . Here, $z_{\leq t}$ denotes the history of solver states up to t ; in practice, this can be instantiated as the current state z_t alone or a short window of past iterates. As illustrated in Figure 1b, the primary objective is to construct a model g_ϕ that consistently maps intermediate states along the same trajectory to the equilibrium.

To ensure the model is anchored at the equilibrium end, we introduce a free-form parameterized network $P_\phi(z_{\leq t}, t, \mathbf{x})$ whose output has the same dimensionality as z_t , and define:

$$g_\phi(z_{\leq t}, t, \mathbf{x}) = c_{\text{skip}}(t)z_t + c_{\text{out}}(t)P_\phi(z_{\leq t}, t, \mathbf{x}), t \in [\epsilon, T] \quad (5)$$

where $c_{\text{skip}}(t)$ and $c_{\text{out}}(t)$ are boundary coefficients, defined as:

$$c_{\text{skip}}(t) = \left(\frac{t - \epsilon}{T - \epsilon}\right)^\gamma, \quad c_{\text{out}}(t) = 1 - \left(\frac{t - \epsilon}{T - \epsilon}\right)^\gamma,$$

with $\gamma \geq 1$. As $t \rightarrow T$, $c_{\text{skip}}(t) \rightarrow 1$ and $c_{\text{out}}(t) \rightarrow 0$, ensuring that $g_\phi(z_{\leq t}, t, \mathbf{x}) \rightarrow z_T \approx z^*$ near the terminal. As such, the model naturally makes only minor corrections near convergence. Conversely, for early solver states ($t \approx \epsilon$), the prediction is dominated by the neural network P_ϕ , allowing the model to learn the global mappings required to align initial iterates with the fixed point.

Time mapping. The C-DEQ operates on a continuous virtual-time manifold $t \in [\epsilon, T)$, whereas the teacher DEQ

solver evolves over discrete iteration steps $k \in \{1, \dots, K\}$. To enable effective distillation, it is therefore necessary to embed the discrete teacher trajectory into a continuous-time domain. We achieve this by introducing a strictly increasing mapping from the solver iteration index k to virtual time $t_k \in [\epsilon, T)$, defined as

$$t_k = \epsilon + (1 - e^{-\rho k})(T - \epsilon), \quad \rho > 0. \quad (6)$$

AA-Structured Parameterization. Since our teacher trajectory is discretely generated by Anderson Acceleration (AA), whose updates explicitly depend on past iterates, it naturally injects a solver-specific structural prior into the student, enabling C-DEQs to focus on refining the accelerated estimates rather than relearning the underlying the solver trajectory from scratch. Motivated by this, we use \mathcal{S}^{AA} in Eq. (3) to reparameterize P_ϕ . Specifically, we construct the input using a two-step solver history, i.e., $z_{\leq t_k} = \{z_{t_k}, z_{t_{k-1}}\}$, in which case, $\alpha_k = [\alpha_{t_k}, 1 - \alpha_{t_k}]$. We then reparameterize $P_\phi(z_{\leq t}, t, \mathbf{x})$ in Eq. (5) as:

$$P_\phi(z_{\leq t}, t, \mathbf{x}) = \mathcal{S}^{\text{AA}}(z_{t_k}, z_{t_{k-1}}; h_\phi, \mathbf{x}) \quad (7)$$

where $h_\phi(z_t, t, \mathbf{x})$ is a learnable function that maps z_t at time t to an estimate compatible with the AA update.

In our implementation, we further parameterize h_ϕ using a backbone network consistent with f_θ , augmented with a time-dependent readout head \mathbf{t} . This head is obtained by broadcasting the scalar time t to match the spatial resolution of z_t . Specifically, the operation is defined as:

$$h_\phi(z_t, t, \mathbf{x}) = \mathbf{W}[f_{\phi'}(z_t, \mathbf{x}) \parallel \mathbf{t}], \quad (8)$$

where ϕ is partitioned into learnable parameters \mathbf{W} and ϕ' . Here, $f_{\phi'}$ shares the same network architecture as f_θ but with different parameters, $[\cdot \parallel \cdot]$ denotes concatenation along the feature dimension, and \mathbf{W} projects the concatenated input back to the latent dimensionality.

Algorithm 1 C-DEQ Inference

Require: Input \mathbf{x} , C-DEQ model g_ϕ , initial state \mathbf{z}_{t_0} with initial time $t_0 = \epsilon$, terminal time T , inference time schedule $\{t_j\}_{j=1}^{J-1}$ with steps $J \in \mathbb{Z}_{>0}$

- 1: $P_\phi(\mathbf{z}_{t_0}, t_0, \mathbf{x}) \leftarrow h_\phi(\mathbf{z}_{t_0}, t_0, \mathbf{x})$
- 2: Calculate $\mathbf{z}_{t_1} = c_{\text{skip}}(t_0)\mathbf{z}_{t_0} + c_{\text{out}}(t_0)P_\phi(\mathbf{z}_{t_0}, t_0, \mathbf{x})$
- 3: **if** $J > 1$ **then**
- 4: **for** $j = 1$ **to** $J - 1$ **do**
- 5: Calculate AA step $P_\phi(\mathbf{z}_{\leq t_j}, t_j, \mathbf{x}) = \mathcal{S}^{\text{AA}}(\mathbf{z}_{t_j}, \mathbf{z}_{t_{j-1}}; h_\phi, \mathbf{x})$ via Eq. (7)
- 6: Calculate $\mathbf{z}_{t_{j+1}} = c_{\text{skip}}(t_j)\mathbf{z}_{t_j} + c_{\text{out}}(t_j)P_\phi(\mathbf{z}_{\leq t_j}, t_j, \mathbf{x})$
- 7: **end for**
- 8: **end if**
- 9: **return** $\mathbf{z}^{\text{pred}} \leftarrow \mathbf{z}_{t_J}$

C-DEQ Inference. With a trained C-DEQ h_ϕ , given an input \mathbf{x} and an initial state \mathbf{z}_0 (as defined in Section 3.1), the equilibrium prediction is obtained directly via Eqs. (5) and (7). This requires only one forward pass through C-DEQ and therefore predicts the equilibrium state in a single step. In particular, C-DEQ facilitates multi-step inference by chaining the consistency mapping according to the time schedule $\{t_j\}_{j=1}^{J-1}$ with J step. As illustrated in Algorithm 1, each iteration of the inference loop unfolds in two phases: first, we derive the refined intermediate state via AA step using the current state at time t_j ; subsequently, we predict the next consistency state \mathbf{z}_{j+1} via Eq. (5). In practice, we select a monotonically increasing time schedule here, which are detailed in Appendix B.3.

3.4. Distillation Training

The training objective of C-DEQ consists of two complementary terms designed to ensure that the student model h_ϕ is both stable and accurate. Specifically, given an input \mathbf{x} and a sampled time index $k \sim \mathcal{U}\{1, \dots, K\}$ from the trajectory \mathcal{T} , we define the distillation loss as a combination of local and global constraints.

Consistency Loss. To ensure that C-DEQ’s predictions at each time step map to the equilibrium, we introduce the *global consistency* loss:

$$\mathcal{L}_{\text{global}}(\phi; \theta) := \mathbb{E}_{t_k} [d(g_\phi(\mathbf{z}_{t_k}, t_k, \mathbf{x}), \mathbf{z}_K)], \quad (9)$$

where $d(\cdot, \cdot)$ is a distance metric (e.g., MSE) and \mathbf{z}_K is the equilibrium produced by the teacher solver. This loss serves as a global anchor, providing a direct distillation signal that maps intermediate states to the equilibrium.

While global consistency enables accurate one-step approximation of the equilibrium, it does not, by itself, guarantee stability under repeated application of the learned model.

Algorithm 2 Consistency Distillation Training for C-DEQ

Require: Cached trajectory dataset \mathcal{T} , C-DEQ model $g_\phi(\cdot; \cdot, \mathbf{x})$ with initial parameter ϕ and input \mathbf{x} , metric $d(\cdot, \cdot)$, coefficients λ_1 and λ_2 , learning rate η , and EMA rate μ

- 1: $\phi^- \leftarrow \phi$
- 2: **repeat**
- 3: Sample $\{\mathbf{z}_{t_k}\}_{k=0}^K \sim \mathcal{T}$ and $k \sim \mathcal{U}[1, K]$
- 4: $\mathcal{L}_{\text{global}}(\phi; \theta) \leftarrow \mathbb{E}_{t_k} [d(g_\phi(\mathbf{z}_{t_k}, t_k, \mathbf{x}), \mathbf{z}_K)]$
 $\mathcal{L}_{\text{local}}(\phi, \phi^-; \theta) \leftarrow$
- 5: $\mathbb{E}_{t_k, t_{k-1}} [d(g_\phi(\mathbf{z}_{t_k}, t_k, \mathbf{x}), g_{\phi^-}(\mathbf{z}_{t_{k-1}}, t_{k-1}, \mathbf{x}))]$
- 6: $\mathcal{L}_{\text{distill}} \leftarrow \lambda_1 \mathcal{L}_{\text{global}} + (1 - \lambda_1) \mathcal{L}_{\text{local}} + \lambda_2 \mathcal{L}_{\text{task}}$
- 7: $\phi \leftarrow \phi - \eta \nabla_\phi \mathcal{L}_{\text{distill}}(\phi, \phi^-; \theta)$
- 8: $\phi^- \leftarrow \text{stopgrad}(\mu \phi^- + (1 - \mu) \phi)$
- 9: **until** convergence

To address this limitation, we introduce a *local consistency* loss, which enforces model predictions to be invariant across adjacent points along the solver’s trajectory, defined as

$$\mathcal{L}_{\text{local}}(\phi, \phi^-; \theta) := \mathbb{E}_{t_k, t_{k-1}} [d(g_\phi(\mathbf{z}_{t_k}, t_k, \mathbf{x}), g_{\phi^-}(\mathbf{z}_{t_{k-1}}, t_{k-1}, \mathbf{x}))], \quad (10)$$

where t_k and t_{k-1} are successive time steps in the discrete schedule $\{t_k\}_{k=1}^K$, and ϕ^- denotes a running average of the past values of ϕ during optimization. In practice, we update the model’s parameters ϕ by stochastic gradient descent, while updating ϕ^- with exponential moving average (EMA) (Klinker, 2011) as

$$\phi^- \leftarrow \text{stopgrad}(\mu \phi^- + (1 - \mu) \phi), \quad \mu \in [0, 1).$$

By aligning the estimates from a state \mathbf{z}_{t_k} with its immediate predecessor $\mathbf{z}_{t_{k-1}}$, we encourage the consistency function to learn a smooth flow. This design is crucial for multi-step refinement during inference, as it ensures consecutive steps close and stay on a stable and smooth trajectory.

We distinguish two forms of consistency. Local consistency enforces alignment between consecutive steps, promoting stability under repeated application of the learned model, while global consistency anchors each state to the equilibrium. Empirically, enforcing only local consistency preserves multi-step stability but leads to inaccurate one-step inference due to degenerate solutions, whereas enforcing only global consistency yields accurate one-step predictions at the expense of multi-step consistency. Combining both objectives is therefore necessary to achieve accurate and stable few-step inference. Interestingly, this observation is consistent with previous findings (Bai et al., 2025) in CMs.

Further, we augment the consistency objective with a lightweight task-level regularizer $\mathcal{L}_{\text{task}}$, derived from downstream ground-truth labels, which encourages intermediate

states to preserve task-relevant information and stabilizes training (see Appendix B.4). Therefore, we combine these objectives and the total loss for training a C-DEQ is

$$\mathcal{L}_{\text{distill}} = \lambda_1 \mathcal{L}_{\text{global}} + (1 - \lambda_1) \mathcal{L}_{\text{local}} + \lambda_2 \mathcal{L}_{\text{task}}, \quad (11)$$

where $\lambda_1 \in [0, 1]$ balances equilibrium anchoring and solver-time consistency and λ_2 controls task-level regularizer. In practice, we find that combining the distillation objectives yields better generalization than either term alone.

4. Experiments

Benchmarks and Setup. We evaluate C-DEQ in terms of performance, efficiency, and scalability across three modalities on a suite of large-scale, widely adopted benchmarks. For natural language processing, we use WikiText-103 (Merity et al., 2016), a standard testbed for long-range sequence modeling. For computer vision, we benchmark on ImageNet (Deng et al., 2009). For graph learning, we consider the ogbn-arxiv citation network and the ogbn-products co-purchasing graph (Hu et al., 2020). We report test perplexity on WikiText-103, node classification accuracy on the OGB benchmarks, and top-1/top-5 accuracy on ImageNet. All training and inference are conducted on servers equipped with an Intel(R) Xeon(R) Gold 6138 CPU @ 2.00 GHz and 8 NVIDIA RTX 3090 GPUs. Further details on datasets, baselines, and implementation are provided in Appendix A. Our code is included in the supplementary material.

Baselines. We compare C-DEQ against a broad set of competitive baselines, spanning both traditional explicit architectures and DEQ-style implicit models. For natural language processing, we include TCN (Bai, 2018), Gated ConvNet (GCNN) (Dauphin et al., 2017), AWD-QRNN (Merity et al., 2018), and Transformer-XL (Dai et al., 2019), as well as DEQ-based Transformer variants, including DEQ (Bai et al., 2019) and HyperDEQ (Bai et al., 2021a). For large-scale graph learning, we benchmark against IGNN (Gu et al., 2020), EIGNN (Liu et al., 2021), MIGNN (Baker et al., 2023), and IGNN-Solver (Lin et al., 2024). For large-scale image classification, we compare with AlexNet (Krizhevsky et al., 2012), Inception-V2 (Ioffe & Szegedy, 2015), Single-stream DEQ (Bai et al., 2019), and MDEQ (Bai et al., 2020). Our evaluation primarily focuses on implicit models, as our C-DEQ is explicitly designed to accelerate implicit inference while retaining strong explicit baselines as reference.

4.1. Large-scale Experiments on Various Tasks

To evaluate the effectiveness of C-DEQ, we report wall-clock inference time under identical experimental settings (e.g., the same input scale), rather than the number of function evaluations (NFEs) used in prior work (Chen et al., 2018; Song et al., 2023). See Appendix A for additional

Table 1. Word-level Language Modeling on WikiText-103. We compare C-DEQ against traditional and learned solvers across various NFEs. Performance is measured by test perplexity (lower is better) and efficiency is measured by inference time(s) per batch.

Model	# Params	NFE	Test PPL (\downarrow)	Infe. (s)
Generic TCN (Bai, 2018)	150M	-	45.2	-
GCNN (Dauphin et al., 2017)	230M	-	37.2	-
AWD-QRNN (Merity et al., 2018)	159M	-	33.0	-
Transformer-XL (Dai et al., 2019)	165M	-	24.3	0.13
DEQ (Bai et al., 2019)	168M	1	255.94	0.09
HyperDEQ (Bai et al., 2021a)	168M	1	70.19	0.73
C-DEQ (Ours)	170M	1	47.90	0.05
DEQ (Bai et al., 2019)	168M	2	223.40	0.17
HyperDEQ (Bai et al., 2021a)	168M	2	51.31	0.80
C-DEQ (Ours)	170M	2	38.98	0.09
DEQ (Bai et al., 2019)	168M	8	104.26	0.65
HyperDEQ (Bai et al., 2021a)	168M	8	31.37	1.21
C-DEQ (Ours)	170M	8	26.43	0.37

results including detailed comparisons of memory usage.

Experiments on Language Modeling. In Table 1, we report the sequence modeling performance and inference efficiency of C-DEQ and competing baselines on the large-scale WikiText-103 dataset under varying numbers of NFEs. These results demonstrate that C-DEQ can rapidly achieve high-quality outputs within only a few inference iterations, making C-DEQ computationally viable for large-scale, real-time natural language processing tasks. (1) C-DEQ achieves substantial perplexity improvements without requiring a large number of function evaluations. In particular with one step, C-DEQ attains a perplexity that is within an absolute gap of only 2.7 to the explicit TCN model. Compared to the explicit state-of-the-art Transformer with 8 steps, there is only an absolute difference of 2.1 in perplexity. (2) C-DEQ provides a dramatic leap in inference performance and cost. Specifically, compared to DEQ and HyperDEQ at one step, the inference time of C-DEQ significantly outperforms other DEQs up to $14.6\times$, while performance achieving up to $5.3\times$ improvement. (3) Increasing NFE yields *consistent* perplexity reductions. In particular, with only 8 NFEs, C-DEQ achieves a perplexity of 26.43 in 0.37s, whereas DEQ (Bai et al., 2019) requires 2.27s to reach a comparable performance level, amounting to a $6.1\times$ speedup. This result suggests that our multi-step sampling strategy effectively rectifies the solver trajectory and substantially compresses the iterative process for language modeling.

Experiments on Image Classification. In Table 2, we report the ImageNet classification accuracy and efficiency of C-DEQ and competing implicit baselines under varying inference budgets (NFEs). The results suggest that: (1) C-DEQ attains surprisingly strong accuracy even with very few function evaluations: with only $\text{NFE} = 1$, it already achieves 47.12% Top-1 and 68.71% Top-5 accuracy; with $\text{NFE} = 8$, it further reaches 74.04% Top-1 and 91.45% Top-

Table 2. Image Classification on ImageNet. We compare C-DEQ against traditional and learned solvers across various NFEs. Performance is measured by test accuracy (higher is better) and efficiency is measured by inference time(s) per batch.

Model	# Params	NFE	Top1 Acc.	Top5 Acc.	Infe. (s)
AlexNet (Krizhevsky et al., 2012)	238M	-	57.0	80.3	-
Inception-V2 (Ioffe & Szegedy, 2015)	12M	-	74.8	92.2	-
HRNet-W18-C (Wang et al., 2020)	21M	-	76.8	93.4	-
DEQ (Bai et al., 2019)	18M	1	1.17	4.64	0.48
HyperDEQ (Bai et al., 2021a)	18M	1	5.46	18.11	1.09
MDEQ (Bai et al., 2020)	18M	1	1.44	4.24	0.57
C-DEQ (Ours)	18M	1	47.12	68.71	0.52
DEQ (Bai et al., 2019)	18M	2	8.12	19.43	0.67
HyperDEQ (Bai et al., 2021a)	18M	2	27.82	41.59	1.34
MDEQ (Bai et al., 2020)	18M	2	9.70	23.31	0.70
C-DEQ (Ours)	18M	2	58.28	77.10	0.69
DEQ (Bai et al., 2019)	18M	8	64.13	82.49	0.85
HyperDEQ (Bai et al., 2021a)	18M	8	69.90	84.12	2.90
MDEQ (Bai et al., 2020)	18M	8	71.29	89.57	0.98
C-DEQ (Ours)	18M	8	74.04	91.45	0.87

5, approaching explicit SOTA performance (e.g., within an absolute gap of 0.76 Top-1 / 0.75 Top-5 to Inception-V2) under a comparable parameter budget. (2) Under the same parameter regime (18M), C-DEQ consistently outperforms DEQ variants at matched NFEs while remaining efficient. In particular, at NFE = 8, C-DEQ improves Top-1 accuracy by +9.91, +4.14, and +2.75 points over DEQ, HyperDEQ, and MDEQ, respectively, and is $\sim 3.3\times$ faster than HyperDEQ (0.87s vs. 2.90s per batch) while being comparable to DEQ/MDEQ in runtime. (3) Increasing NFE yields consistent gains (Top-1: 47.12 \rightarrow 58.28 \rightarrow 74.04; Top-5: 68.71 \rightarrow 77.10 \rightarrow 91.45 for NFE = 1, 2, 8), validating that relative to iterative root-finding, our multi-step inference recovers high-quality equilibrium solutions at lower cost on image classification tasks.

Experiments on Graph Node Classification. Table 3 summarizes the trade-off of accuracy and efficiency on ogbn-arxiv and ogbn-products. C-DEQ consistently outperforms prior implicit baselines at the same inference budget: on ogbn-arxiv, it improves from 56.81% (NFE=1) to 71.40% (NFE=5), approaching advanced explicit GNN baselines while remaining efficient. On the larger ogbn-products benchmark, C-DEQ exhibits the same monotonic refinement behavior, reaching 76.55% at NFE=10, and it is substantially faster than IGNN-Solver (e.g., 3.85s vs. 9.30s at NFE=10). Overall, these results indicate that C-DEQ effectively accelerates the convergence process into only a few function evaluations, yielding accuracy gains as inference steps increase. This confirms that our C-DEQ is a general and outstanding acceleration framework that scales to complex graph data and mitigates the inference bottleneck of iterative solvers on large-scale graphs.

4.2. Convergence Analysis

We present additional evidence on the convergence of C-DEQ in Figure 2, which illustrates the relative residual

Table 3. Large-scale Graph Node Classification on Ogbn-Arxiv and Ogbn-products. We compare C-DEQ against explicit and implicit GNNs across various NFEs. Performance is measured by Acc. and efficiency is measured by inference time(s) per batch.

Model	# Params	NFE	Test Acc. (\uparrow)	Infe. (s)
GCN (Kipf & Welling, 2017)	1.46M	-	71.56	-
GAT (Velićković et al., 2018)	1.44M	-	71.10	-
GCNII (Chen et al., 2020)	2.15M	-	72.74	-
GPM (Wang et al., 2025)	1.40M	-	72.89	-
IGNN (Gu et al., 2020)	0.15M	1	8.61	0.03
EIGNN (Liu et al., 2021)	0.15M	1	11.30	0.05
MIGNN (Baker et al., 2023)	0.16M	1	8.23	0.06
IGNN-Solver (Lin et al., 2024)	0.16M	1	35.32	0.13
C-DEQ (Ours)	0.16M	1	56.81	0.05
IGNN (Gu et al., 2020)	0.15M	2	13.80	0.05
EIGNN (Liu et al., 2021)	0.15M	2	16.37	0.07
MIGNN (Baker et al., 2023)	0.16M	2	15.04	0.09
IGNN-Solver (Lin et al., 2024)	0.16M	2	52.32	0.15
C-DEQ (Ours)	0.16M	2	67.48	0.08
IGNN (Gu et al., 2020)	0.15M	5	45.93	0.18
EIGNN (Liu et al., 2021)	0.15M	5	47.25	0.13
MIGNN (Baker et al., 2023)	0.16M	5	43.30	0.15
IGNN-Solver (Lin et al., 2024)	0.16M	5	65.26	0.19
C-DEQ (Ours)	0.16M	5	71.40	0.16
Model	# Params	NFE	Test ACC (\uparrow)	Infe. (s)
GCN (Kipf & Welling, 2017)	2.55M	-	75.64	-
GAT (Velićković et al., 2018)	2.62M	-	79.45	-
GCNII (Chen et al., 2020)	3.79M	-	80.20	-
GPM (Wang et al., 2025)	2.45M	-	82.62	-
IGNN (Gu et al., 2020)	0.17M	1	9.12	0.73
EIGNN (Liu et al., 2021)	0.17M	1	11.96	0.95
MIGNN (Baker et al., 2023)	0.18M	1	8.71	0.98
IGNN-Solver (Lin et al., 2024)	0.18M	1	37.41	2.19
C-DEQ (Ours)	0.18M	1	60.15	1.39
IGNN (Gu et al., 2020)	0.17M	2	11.25	1.42
EIGNN (Liu et al., 2021)	0.17M	2	14.65	1.02
MIGNN (Baker et al., 2023)	0.18M	2	11.53	1.19
IGNN-Solver (Lin et al., 2024)	0.18M	2	54.04	4.23
C-DEQ (Ours)	0.18M	2	69.68	1.86
IGNN (Gu et al., 2020)	0.17M	10	38.87	6.56
EIGNN (Liu et al., 2021)	0.17M	10	40.29	1.58
MIGNN (Baker et al., 2023)	0.18M	10	36.89	2.87
IGNN-Solver (Lin et al., 2024)	0.18M	10	68.47	9.30
C-DEQ (Ours)	0.18M	10	76.55	3.85

$\frac{\|f(z)-z\|}{\|z\|}$ ($\|\cdot\|$ denotes the L_2 norm) as a function of the iteration step K across four diverse benchmarks. Across all DEQ variants, the relative residual decreases steadily as the iteration step increases. Vanilla DEQ converges the slowest, while HyperDEQ and C-DEQ accelerate convergence. Notably, C-DEQ reduces the residual more sharply in the first few steps than HyperDEQ, reaching a tighter approximation with fewer evaluations.

Another key observation is the distinct convergence behavior between graph-based tasks and other modalities: On the graph benchmarks (Figures 2c and 2d), the backbones are IGNN-based and explicitly designed to be well-posed; C-DEQ inherits this stability and therefore reaches a near-equilibrium state almost immediately, yielding a notably fast convergence profile than other DEQ variants. In contrast, for NLP and ImageNet (Figures 2a and 2b), the underlying architectures impose fewer theoretical constraints to ensure well-posedness, so while C-DEQ still converges faster than the baselines, the improvement is less.

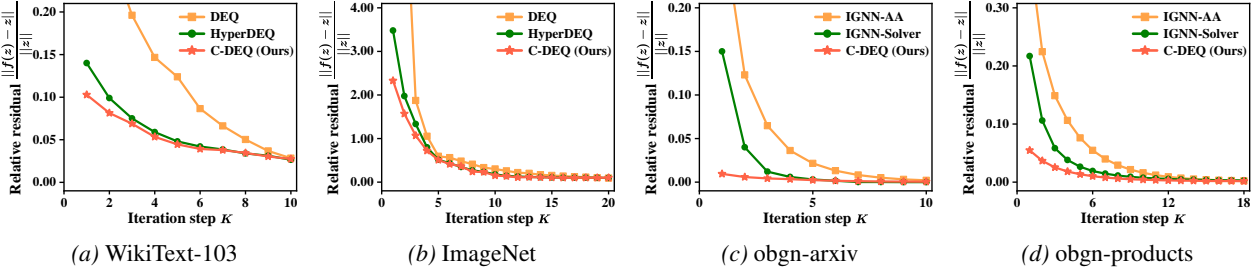


Figure 2. We visualize the residual trajectory across iteration steps K on four benchmarks. Compared to standard DEQ (yellow) and previous acceleration methods like HyperDEQ/IGNN-Solver (green), our C-DEQ (red) consistently improves the convergence path and achieves lower residuals in fewer steps. Notably, on graph tasks (c, d) with theoretically well-posed backbones, C-DEQ reaches near-equilibrium almost instantaneously.

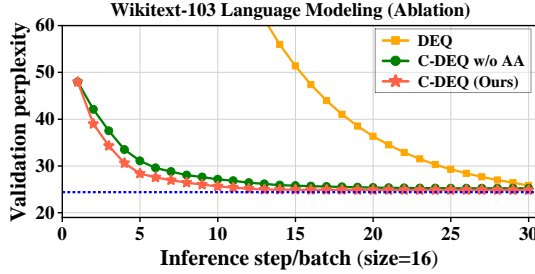


Figure 3. Ablative studies on C-DEQ. By explicitly leveraging solver history, C-DEQ (red) approaches the converged baseline (dotted) in only 5–6 steps, significantly faster than the non-AA variant (green) which requires nearly $2\times$ the steps.

Table 4. Grid search on WikiText-103 (PPL \downarrow) reveals that a hybrid consistency objective ($\lambda_1 = 0.8$) augmented with task-level regularization ($\lambda_2 = 0.05$) achieves the optimal performance.

$\lambda_2 \backslash \lambda_1$	0	0.2	0.4	0.6	0.8	1
0	25.7	25.6	25.5	25.4	25.5	25.8
0.05	25.5	25.4	25.2	25.1	25.0	25.3

4.3. Ablation Studies

In this section, we investigate the sensitivity of C-DEQ to the loss coefficients λ_1 and λ_2 , and analyze the impact of AA. The corresponding results are summarized in Figure 3 and Table 4. We report ablation results primarily on the WikiText-103 dataset, noting that consistent patterns are observed across other benchmarks.

Ablation on AA parameterization. We investigate the necessity of the proposed AA parameterization in Eq. (7), by comparing C-DEQ against a variant “C-DEQ w/o AA” which replaces the history-dependent update with a standard fixed-point step (i.e., relying solely on the current estimate). As illustrated in Figure 3, removing the structural prior of AA leads to a distinct degradation in inference efficiency. While both consistency-based models significantly outperform the standard DEQ baseline, the proposed C-DEQ (red

stars) exhibits a substantially sharper convergence rate than its counterpart without AA (green dots). Specifically, although both variants start from the same performance level, our method approaches the converged baseline (dotted line) in only 5–6 steps; in contrast, the non-AA variant requires nearly $2\times$ the computational steps to achieve comparable perplexity. This confirms that the necessity of the AA parameterization.

Ablation on Loss Coefficients. Table 4 investigates the interplay between the consistency balance λ_1 and the task regularizer λ_2 in Eq. (11). We follow the same experimental protocol, run the full training schedule with identical architecture and optimization settings, and report test perplexity under a fixed 20-step inference budget. With $\lambda_2 = 0$, we observe a convex performance trend for λ_1 , where a balanced mixture (e.g., $\lambda_1 = 0.6$) significantly outperforms relying solely on global ($\lambda_1 = 1$) or local ($\lambda_1 = 0$) objectives. This confirms that both global and local consistency loss are therefore necessary to achieve accurate and stable few-step inference. Moreover, introducing the task-level constraint ($\lambda_2 = 0.05$) yields a consistent performance gain across all λ_1 settings. Overall, the optimal configuration is achieved at $\lambda_1 = 0.8$ and $\lambda_2 = 0.05$ with a PPL of 25.0, validating the effectiveness of our composite loss design.

5. Conclusion

We proposed C-DEQ, a framework that accelerates DEQ inference by distilling along a fixed FP-ODE trajectory. By leveraging the AA structural prior and balancing global and local consistency, C-DEQs map intermediate states directly to the equilibrium, enabling few-step inference while retaining the benefits of iterative solving. Extensive experiments across vision, language, and graph tasks demonstrate that C-DEQs achieves consistent $2\text{--}20\times$ accuracy improvements over implicit DEQs under the same few-step inference budget, effectively narrowing the efficiency gap between implicit DEQs and explicit networks

Impact Statement

This paper presents work whose goal is to advance the field of Machine Learning. There are many potential societal consequences of our work, none which we feel must be specifically highlighted here.

Acknowledgements

Z. Ling is partially supported by the National Natural Science Foundation of China (via NSFC-62406119) and the Natural Science Foundation of Hubei Province (2024AFB074). R. C. Qiu is partially supported in part by the National Natural Science Foundation of China (via NSFC-12141107), the Key Research and Development Program of Wuhan (2024050702030100), and the Key Research and Development Program of Guangxi (GuiKe-AB21196034).

References

- Anderson, D. G. Iterative procedures for nonlinear integral equations. *Journal of the ACM (JACM)*, 12(4):547–560, 1965.
- Anil, C., Pokle, A., Liang, K., Treutlein, J., Wu, Y., Bai, S., Kolter, J. Z., and Grosse, R. B. Path independent equilibrium models can better exploit test-time computation. *Advances in Neural Information Processing Systems*, 35: 7796–7809, 2022.
- Bai, J., Feng, Z., Deng, Z., Hou, T., Qiu, R. C., and Ling, Z. Adaptive discretization for consistency models. In *The Thirty-ninth Annual Conference on Neural Information Processing Systems*, 2025. URL <https://openreview.net/forum?id=FFmiWufVWk>.
- Bai, S. An empirical evaluation of generic convolutional and recurrent networks for sequence modeling. *arXiv preprint arXiv:1803.01271*, 2018.
- Bai, S., Kolter, J. Z., and Koltun, V. Deep equilibrium models. *Advances in neural information processing systems*, 32, 2019.
- Bai, S., Koltun, V., and Kolter, J. Z. Multiscale deep equilibrium models. *Advances in neural information processing systems*, 33:5238–5250, 2020.
- Bai, S., Koltun, V., and Kolter, J. Z. Neural deep equilibrium solvers. In *International Conference on Learning Representations*, 2021a.
- Bai, S., Koltun, V., and Kolter, Z. Stabilizing equilibrium models by jacobian regularization. In *International Conference on Machine Learning*, pp. 554–565. PMLR, 2021b.
- Bai, S., Geng, Z., Savani, Y., and Kolter, J. Z. Deep equilibrium optical flow estimation. In *Proceedings of the IEEE/CVF Conference on Computer Vision and Pattern Recognition (CVPR)*, pp. 620–630, June 2022.
- Baker, J., Wang, Q., Hauck, C. D., and Wang, B. Implicit graph neural networks: a monotone operator viewpoint. In *International Conference on Machine Learning*, pp. 1521–1548. PMLR, 2023.
- Blondel, M., Berthet, Q., Cuturi, M., Frostig, R., Hoyer, S., Llinares-López, F., Pedregosa, F., and Vert, J.-P. Efficient and modular implicit differentiation. *Advances in neural information processing systems*, 35:5230–5242, 2022.
- Broyden, C. G. A class of methods for solving nonlinear simultaneous equations. *Mathematics of computation*, 19(92):577–593, 1965.
- Chen, M., Wei, Z., Huang, Z., Ding, B., and Li, Y. Simple and deep graph convolutional networks. In *International conference on machine learning*, pp. 1725–1735. PMLR, 2020.
- Chen, R. T., Rubanova, Y., Bettencourt, J., and Duvenaud, D. K. Neural ordinary differential equations. *Advances in neural information processing systems*, 31, 2018.
- Dai, Z., Yang, Z., Yang, Y., Carbonell, J. G., Le, Q., and Salakhutdinov, R. Transformer-xl: Attentive language models beyond a fixed-length context. In *Proceedings of the 57th annual meeting of the association for computational linguistics*, pp. 2978–2988, 2019.
- Dauphin, Y. N., Fan, A., Auli, M., and Grangier, D. Language modeling with gated convolutional networks. In *International conference on machine learning*, pp. 933–941. PMLR, 2017.
- Deng, J., Dong, W., Socher, R., Li, L.-J., Li, K., and Fei-Fei, L. Imagenet: A large-scale hierarchical image database. In *2009 IEEE conference on computer vision and pattern recognition*, pp. 248–255. Ieee, 2009.
- Ding, S., Cui, T., Wang, J., and Shi, Y. Two sides of the same coin: Bridging deep equilibrium models and neural odes via homotopy continuation. *Advances in Neural Information Processing Systems*, 36:28053–28071, 2023.
- Fung, S. W., Heaton, H., Li, Q., McKenzie, D., Osher, S., and Yin, W. Jfb: Jacobian-free backpropagation for implicit networks. In *Proceedings of the AAAI Conference on Artificial Intelligence*, volume 36, pp. 6648–6656, 2022.
- Gao, T., Liu, H., Liu, J., Rajan, H., and Gao, H. A global convergence theory for deep relu implicit networks via over-parameterization. *ICLR*, 2022.

- Geng, Z., Zhang, X.-Y., Bai, S., Wang, Y., and Lin, Z. On training implicit models. *Advances in Neural Information Processing Systems*, 34:24247–24260, 2021.
- Geng, Z., Pokle, A., Luo, W., Lin, J., and Kolter, J. Z. Consistency models made easy. In *The Thirteenth International Conference on Learning Representations*, 2025. URL <https://openreview.net/forum?id=xQVxo9dSID>.
- Gu, F., Chang, H., Zhu, W., Sojoudi, S., and El Ghaoui, L. Implicit graph neural networks. *Advances in Neural Information Processing Systems*, 33:11984–11995, 2020.
- Hatamizadeh, A., Yin, H., Heinrich, G., Kautz, J., and Molchanov, P. Global context vision transformers. In *International Conference on Machine Learning*, pp. 12633–12646. PMLR, 2023.
- Heek, J., Hoogeboom, E., and Salimans, T. Multistep consistency models. *arXiv preprint arXiv:2403.06807*, 2024.
- Hu, W., Fey, M., Zitnik, M., Dong, Y., Ren, H., Liu, B., Catasta, M., and Leskovec, J. Open graph benchmark: Datasets for machine learning on graphs. *Advances in neural information processing systems*, 33:22118–22133, 2020.
- Huang, Z., Bai, S., and Kolter, J. Z. (*implicit*)²: Implicit layers for implicit representations. *Advances in Neural Information Processing Systems*, 34:9639–9650, 2021.
- Ioffe, S. and Szegedy, C. Batch normalization: Accelerating deep network training by reducing internal covariate shift. In *International conference on machine learning*, pp. 448–456. pmlr, 2015.
- Jain, N., Huang, X., Ma, Y., and Zhang, T. Multi-step consistency models: Fast generation with theoretical guarantees. *arXiv preprint arXiv:2505.01049*, 2025.
- Kipf, T. and Welling, M. Semi-supervised classification with graph convolutional networks. In *5th International Conference on Learning Representations (ICLR)*. OpenReview.net, 2017.
- Klinker, F. Exponential moving average versus moving exponential average. *Mathematische Semesterberichte*, 58(1):97–107, 2011.
- Kou, S., Hu, L., He, Z., Deng, Z., and Zhang, H. Cllms: Consistency large language models. In *Forty-first International Conference on Machine Learning*, 2024.
- Krizhevsky, A., Sutskever, I., and Hinton, G. E. Imagenet classification with deep convolutional neural networks. *Advances in neural information processing systems*, 25, 2012.
- Lin, J., Ling, Z., Feng, Z., Xu, J., Liao, M., Zhou, F., Hou, T., Liao, Z., and Qiu, R. C. Ignn-solver: A graph neural solver for implicit graph neural networks. *arXiv preprint arXiv:2410.08524*, 2024.
- Ling, Z., Xie, X., Wang, Q., Zhang, Z., and Lin, Z. Global convergence of over-parameterized deep equilibrium models. In *International Conference on Artificial Intelligence and Statistics*, pp. 767–787. PMLR, 2023.
- Ling, Z., Li, L., Feng, Z., Zhang, Y., Zhou, F., Qiu, R. C., and Liao, Z. Deep equilibrium models are almost equivalent to not-so-deep explicit models for high-dimensional Gaussian mixtures. In *Proceedings of the 41st International Conference on Machine Learning*, volume 235 of *Proceedings of Machine Learning Research*, pp. 30585–30609. PMLR, 21–27 Jul 2024. URL <https://proceedings.mlr.press/v235/ling24a.html>.
- Liu, J., Kawaguchi, K., Hooi, B., Wang, Y., and Xiao, X. Eignn: Efficient infinite-depth graph neural networks. *Advances in Neural Information Processing Systems*, 34: 18762–18773, 2021.
- Liu, J., Hooi, B., Kawaguchi, K., Wang, Y., Dong, C., and Xiao, X. Scalable and effective implicit graph neural networks on large graphs. In *The Twelfth International Conference on Learning Representations*, 2024a. URL <https://openreview.net/forum?id=QcMdPYBwTu>.
- Liu, Y., Liu, B., Zhang, Y., Hou, X., Song, G., Liu, Y., and You, H. See further when clear: Curriculum consistency model. *arXiv preprint arXiv:2412.06295*, 2024b.
- Lu, C. and Song, Y. Simplifying, stabilizing and scaling continuous-time consistency models. *arXiv preprint arXiv:2410.11081*, 2024.
- Merity, S., Xiong, C., Bradbury, J., and Socher, R. Pointer sentinel mixture models. *arXiv preprint arXiv:1609.07843*, 2016.
- Merity, S., Kesar, N. S., and Socher, R. An analysis of neural language modeling at multiple scales. *arXiv preprint arXiv:1803.08240*, 2018.
- Schöne, M., Rahmani, B., Kremer, H., Falck, F., Ballani, H., and Gladrow, J. Implicit language models are RNNs: Balancing parallelization and expressivity. In *Forty-second International Conference on Machine Learning*, 2025. URL <https://openreview.net/forum?id=5EbiopWH6e>.
- Song, Y. and Dhariwal, P. Improved techniques for training consistency models. In *The Twelfth International Conference on Learning Representations*, 2024. URL <https://openreview.net/forum?id=WNzy9bRDvG>.

- Song, Y., Dhariwal, P., Chen, M., and Sutskever, I. Consistency models. In *International Conference on Machine Learning*, pp. 32211–32252. PMLR, 2023.
- Sun, H. and Shi, Y. Understanding representation of deep equilibrium models from neural collapse perspective. *Advances in Neural Information Processing Systems*, 37: 9634–9667, 2024.
- Veličković, P., Cucurull, G., Casanova, A., Romero, A., Liò, P., and Bengio, Y. Graph Attention Networks. *International Conference on Learning Representations*, 2018. URL <https://openreview.net/forum?id=rJXMpikCZ>.
- Walker, H. F. and Ni, P. Anderson acceleration for fixed-point iterations. *SIAM Journal on Numerical Analysis*, 49(4):1715–1735, 2011.
- Wang, J., Sun, K., Cheng, T., Jiang, B., Deng, C., Zhao, Y., Liu, D., Mu, Y., Tan, M., Wang, X., et al. Deep high-resolution representation learning for visual recognition. *IEEE transactions on pattern analysis and machine intelligence*, 43(10):3349–3364, 2020.
- Wang, S., Teng, Y., and Wang, L. Deep equilibrium object detection. In *Proceedings of the IEEE/CVF international conference on computer vision*, pp. 6296–6306, 2023.
- Wang, Z., Zhang, Z., Ma, T., Chawla, N. V., Zhang, C., and Ye, Y. Beyond message passing: Neural graph pattern machine. *arXiv preprint arXiv:2501.18739*, 2025.
- Winston, E. and Kolter, J. Z. Monotone operator equilibrium networks. *Advances in neural information processing systems*, 33:10718–10728, 2020.
- Wu, Z., Zhang, Y., Fang, C., and Lin, Z. Separation and bias of deep equilibrium models on expressivity and learning dynamics. *Advances in Neural Information Processing Systems*, 37:32476–32511, 2024.
- Xie, X., Wang, Q., Ling, Z., Li, X., Liu, G., and Lin, Z. Optimization induced equilibrium networks: An explicit optimization perspective for understanding equilibrium models. *IEEE Transactions on Pattern Analysis and Machine Intelligence*, 2022.

A. Experimental Details

A.1. Baselines

To demonstrate the superiority of C-DEQ, we compare it against a range of traditional and learning-based DEQ acceleration methods across multiple domains. Specifically, on large-scale language datasets, we compare C-DEQ with several explicit state-of-the-art methods, including TCN, Gated ConvNet (GCNN), AWD-QRNN, and Transformer-XL, which represent the standard for high-performance sequence modeling. Furthermore, we include two representative DEQ-based Transformer models, namely the original DEQ and HyperDEQ, to evaluate our improvements over existing implicit sequence architectures.

For large-scale image classification tasks, the baselines cover a spectrum from foundational convolutional networks to modern multi-resolution designs. We include AlexNet and Inception-V2 as classic benchmarks, alongside HRNet-W18-C, which serves as a competitive explicit multi-scale baseline. To verify the efficiency of our consistency-based approach, we further compare C-DEQ with Single-stream DEQ and MDEQ, the latter being the state-of-the-art for multi-scale implicit modeling in computer vision.

For large-scale graph tasks, we benchmark C-DEQ against a comprehensive suite of Implicit Graph Neural Networks (IGNNs) that define node representations through fixed-point equilibrium equations. This includes the foundational IGNN, EIGNN, and MIGNN. Additionally, we compare against IGNN-Solver, a specialized method designed to accelerate the solver’s convergence in graph-structured data, providing a direct comparison for our consistency-based acceleration framework.

A.2. Datasets

Language Modeling: WikiText-103. Language modeling represents a particularly challenging case for implicit models because the sequential dependencies often necessitate a high number of iterations to achieve a stable hidden state. To assess the performance on sequence modeling, we utilize the large-scale WikiText-103 (WT103) corpus, which contains $>100\text{M}$ words and a vocabulary size of $>260\text{K}$.

Graph Benchmarks: OGBN. We conduct experiments on two representative benchmarks from the Open Graph Benchmark (OGB), including: ogbn-arxiv: A directed citation network between Computer Science (CS) arXiv papers. Each node is associated with a 128-dimensional feature vector representing the average word embeddings of its title and abstract. The task is a 40-class classification problem to predict the subject area of each paper; and ogbn-products: A significantly larger undirected and unweighted graph representing an Amazon product co-purchasing network. Nodes represent individual products, and edges indicate that the products are frequently purchased together. The goal is to predict product categories across 47 top-level labels in a multi-class setup. These benchmarks are particularly suitable for evaluating C-DEQ, as IGNNs typically suffer from high latency during the iterative message-passing process required to reach equilibrium.

Image Classification: ImageNet. To evaluate the scalability of trajectory distillation in high-resolution vision tasks, we extend our evaluation to the ImageNet-1k dataset. This benchmark is a cornerstone of large-scale image classification, consisting of 1.2 million labeled training images across 1,000 classes and a test set of 150,000 images. The high dimensionality of ImageNet features makes the iterative root-finding process of standard DEQs computationally expensive, providing a rigorous test for our distillation framework. Following standard protocols, we utilize 224×224 crops as inputs. We train our C-DEQ on sequences of length 60, and we use a validation sequence length of 150.

A.3. Implementation Details

All models are implemented using PyTorch and trained on a machine equipped with an Intel(R) Xeon(R) Gold 6138 CPU @ 2.00 GHz and 8 NVIDIA RTX 3090 GPUs. For each baseline method, we strictly maintain the identical DEQ architectures and the same Anderson Acceleration configurations, such as the history size m and convergence tolerance τ , as specified in their respective original implementations. This ensures that the sampled iterative paths are consistent with the established performance of these models. The consistency student models are optimized using the Adam optimizer.

A.4. Detailed Efficiency Analysis.

In this section, we provide a detailed analysis of the memory efficiency of C-DEQ compared to both explicit state-of-the-art models and other implicit architectures on the WikiText-103 dataset. As summarized in Table 5, while explicit models like

Table 5. Comparison of model parameters, inference cost (NFE), and memory consumption on the WikiText-103 dataset. C-DEQ demonstrates a significantly lower memory footprint compared to explicit models like Transformer-XL, while maintaining a constant memory cost across different NFE settings, similar to other DEQ variants.

Model	# Params	NFE	Memory (GB)
Generic TCN (Bai, 2018)	150M	-	-
GCNN (Dauphin et al., 2017)	230M	-	-
AWD-QRNN (Merity et al., 2018)	159M	-	7.1
Transformer-XL (Dai et al., 2019)	165M	-	8.5
DEQ (Bai et al., 2019)	171M	1	3.1
NDEQ (Bai et al., 2021a)	173M	1	3.1
C-DEQ (Ours)	173M	1	3.2
DEQ (Bai et al., 2019)	171M	10	3.2
NDEQ (Bai et al., 2021a)	173M	10	3.3
C-DEQ (Ours)	173M	10	3.3
DEQ (Bai et al., 2019)	171M	20	3.3
NDEQ (Bai et al., 2021a)	173M	20	3.3
C-DEQ (Ours)	173M	20	3.3
DEQ (Bai et al., 2019)	171M	30	3.3
NDEQ (Bai et al., 2021a)	173M	30	3.4
C-DEQ (Ours)	173M	30	3.4
DEQ (Bai et al., 2019)	171M	40	3.4
NDEQ (Bai et al., 2021a)	173M	40	3.4
C-DEQ (Ours)	173M	40	3.4

AWD-QRNN and Transformer-XL (medium) consume significant memory—reaching 7.1 GB and 8.5 GB respectively—C-DEQ maintains a consistently low memory footprint of approximately 3.2 GB to 3.4 GB. This remains true even as the Number of Function Evaluations (NFE) increases from 1 to 40.

The results highlight a core advantage of C-DEQ: it achieves performance competitive with large-scale explicit transformers while requiring less than half of their peak memory. Furthermore, compared to other implicit models such as the original DEQ and NDEQ, C-DEQ introduces negligible memory overhead (approx. 0.1 GB) despite the architectural modifications required for consistency-based learning. This constant memory cost relative to depth (or NFE) confirms that C-DEQ inherits the $O(1)$ memory benefits of equilibrium models, making it highly suitable for resource-constrained environments where deep sequential modeling is required.

B. Discussion

This appendix provides detailed technical components of our framework, including the construction of the Anderson acceleration solver, the augmented trajectory sampling strategy, the solver-time schedules, and the auxiliary task-level regularization.

B.1. Anderson Acceleration Solver

To recover the equilibrium state in implicit networks efficiently, Anderson Acceleration (AA) (Anderson, 1965) is widely employed as a robust fixed-point solver (Bai et al., 2019; 2020; Baker et al., 2023). Specifically, for an implicit layer defined by $z = f_{\theta}(z, x)$, the goal is to identify the fixed point z^* that satisfies Eq. (1). This is equivalent to solving the root-finding problem Eq. (3.1). As a quasi-Newton method, AA effectively accelerates convergence by leveraging the history of previous iterates, often demonstrating super-linear convergence rates in practice (Walker & Ni, 2011).

As summarized in Algorithm 3, the core mechanism of AA involves constructing the next approximate solution z_{k+1} as a linear combination of the past m iterates and their function evaluations. Specifically, it seeks coefficients $\{\alpha_i\}_{i=0}^{m-1}$ that

Algorithm 3 Anderson Acceleration Solver

- 1: **Input:** fixed-point function $f_\theta : \mathbb{R}^n \rightarrow \mathbb{R}^n$, max storage size m , the past residuals $\mathbf{R}_k = [F_\theta(\mathbf{z}_{k-m_k}), \dots, F_\theta(\mathbf{z}_k)]$, residual control parameter β
 - 2: Set initial point value $\mathbf{z}_0 \in \mathbb{R}^n$
 - 3: **for** $k = 0, \dots, K - 1$ **do**
 - 4: 1) Set $m_k = \min\{m, k\}$
 - 5: 2) Solve weights $\alpha_k = \arg \min_{\alpha \in \mathbb{R}_{m_k+1}} \|\mathbf{R}_k \alpha\|_F$ for the past m_k Anderson steps, s.t. $\mathbf{1}^\top \alpha_k = 1$
 - 6: 3) $\mathbf{z}_{k+1} = \beta \sum_{i=0}^{m_k} \alpha_k^i f_\theta(\mathbf{z}_{k-m_k+i}) + (1 - \beta) \sum_{i=0}^{m_k} \alpha_k^i \mathbf{z}_{k-m_k+i}$
 - 7: **end for**
-

minimize the norm of the residual for the corresponding linear combination. Let $\mathbf{R}_k = f_\theta(\mathbf{z}_k, \mathbf{x}) - \mathbf{z}_k$ be the residual at step k . AA solves a constrained least-squares problem: $\min_{\alpha} \|\sum_{i=0}^{m_k} \alpha_k^i \mathbf{R}_{k-m_k+i}\|_2$ subject to $\sum \alpha_k^i = 1$. By introducing a mixing parameter $\beta \in (0, 1]$ to control the step size and stabilize the update, the iteration step is explicitly formulated as:

$$\mathbf{z}_{k+1} = \beta \sum_{i=0}^{m_k} \alpha_k^i f_\theta(\mathbf{z}_{k-m_k+i}) + (1 - \beta) \sum_{i=0}^{m_k} \alpha_k^i \mathbf{z}_{k-m_k+i} \quad (12)$$

By utilizing this historical information, AA bypasses the limitations of Picard iterations and often achieves super-linear convergence. Furthermore, since the backward pass via implicit differentiation depends only on the final state \mathbf{z}^* and is independent of the internal solver trajectory, DEQs maintain constant memory consumption during training (Bai et al., 2019). However, the iterative nature of AA still imposes a sequential bottleneck during inference, which motivates our transition toward trajectory distillation.

B.2. Augmented Trajectory Sampling

Consistency distillation in C-DEQ requires training data in the form of solver trajectories rather than independent input-output pairs. Given a pretrained DEQ model, the initial state \mathbf{z}_0 and solver \mathcal{S} , we generate trajectory data by running a fixed-point solver and recording its intermediate states along the iteration. The teacher solver runs for K iterations, producing states $\{\mathbf{z}_k\}_{k=0}^K$ with $\mathbf{z}_K \approx \mathbf{z}^*$. Each solver step naturally corresponds to a progression in solver time, yielding a temporally ordered sequence of states that can be directly used for consistency distillation. In practice, sampled solver trajectories are generated once and cached, after which intermediate states are reused as training samples throughout distillation. This allows each intermediate solver state to be treated as separate supervised pairs conditioned on the same input \mathbf{x} , improving sample reuse and stabilizing optimization.

To enhance the learning and generalization capabilities of C-DEQ, we introduce a data augmentation scheme that randomly replaces intermediate points in the trajectory with the final equilibrium state \mathbf{z}^* . Specifically, for any given point \mathbf{z}_k in the sequence during sampling (excluding the first point and the last few points to preserve the core dynamics), we replace it with the trajectory endpoint \mathbf{z}_K with a certain probability p_{aug} :

$$\mathbf{z}_k \leftarrow \mathbf{z}_K, \quad \text{with probability } p_{\text{aug}}. \quad (13)$$

This strategy exposes the model to the equilibrium state early, encouraging g_θ to learn the fixed-point property and “short-cut” the trajectory toward \mathbf{z}^* during training; and acts as a stochastic regularization that prevents over-fitting to specific paths. The completed trajectory sampling algorithm is shown in Algorithm 4.

B.3. Construction of Solver-Time Schedules

This appendix provides technical details on the construction of the solver-time schedules used for mapping from the solver iteration index k to virtual time $t_k \in [\epsilon, T)$ in trajectory sampling (Section 3.2) and multi-step inference (Section 3.3).

Solver-Time Schedules for Trajectory Sampling. During the consistency distillation phase, solver states are indexed by the discrete iteration counter $k \in \{0, 1, \dots, K\}$. To map this progression into the bounded learning-time interval $[\epsilon, T)$, we introduce the normalized ratio $1 - e^{-\rho k} \in [0, 1)$ (utilized in Eq. (6)), where $\rho > 0$ is a hyperparameter controlling the compression rate. This exponential form allocates higher temporal resolution to early solver iterations where state transitions are most rapid (the transient phase), while progressively compressing later iterates as they approach the stable manifold.

Algorithm 4 Augmented Trajectory Sampling for Consistency Distillation

Require: Pretrained DEQ model f_θ , AA solver \mathcal{S}^{AA} , input \mathbf{x} , maximum iteration K , augmentation probability p_{aug} , exclusion parameters k_{min} and k_{tail}

Ensure: Cached augmented trajectory $\{\tilde{z}_k\}_{k=0}^K$ and endpoint \mathbf{z}^*

```

1: Sample randomized initialization  $\mathbf{z}_0 \sim \mathcal{N}(0, I)$ 
2: for  $k = 0$  to  $K - 1$  do
3:    $\mathbf{z}_{k+1} = \mathcal{S}^{\text{AA}}(\{\mathbf{z}_{k-m_k+i}\}_{i=0}^{m_k}; f_\theta, \mathbf{x})$  via Eq. (3)
4: end for
5: Set endpoint  $\mathbf{z}^* \leftarrow \mathbf{z}_K$ 
6: Initialize augmented trajectory  $\tilde{z}_k \leftarrow \mathbf{z}_k$  for all  $k$ 
7: for  $k = k_{\text{min}}$  to  $K - k_{\text{tail}}$  do
8:   Draw  $u \sim \text{Uniform}(0, 1)$ 
9:   if  $u < p_{\text{aug}}$  then
10:     $\tilde{z}_k \leftarrow \mathbf{z}^*$ 
11:   end if
12: end for
13: return  $\{\tilde{z}_k\}_{k=0}^K$ 
    
```

Solver-Time Schedules for Multi-Step Inference. In inference stage, a trained C-DEQ h_ϕ applies the consistency function h_ϕ at a sequence of J progressively later solver times. Since the model is trained to be consistent across the entire time manifold, we are not restricted to the training schedule, rather select a set of monotonically increasing ratios $\{1 - \beta^j\}_{j=1}^J$ in practice. Therefore, the time mapping can be defined as $t_j = \epsilon + (1 - \beta^j)(T - \epsilon)$, from inference index j to virtual time $t_j \in [\epsilon, T)$.

B.4. Auxiliary Task-Level Regularization

In addition to the primary trajectory-based distillation objective, we incorporate a lightweight task-level loss acting as a task-relevant regularizer. Unlike standard supervision, this term is not intended to drive the optimization of the solver dynamics directly, but rather to ensure the intermediate states retain task-relevant information, thereby improving training stability.

Concretely, let \mathbf{y} denote the ground-truth label (e.g., the next token index in NLP or class label in classification), $h_\phi(\mathbf{z}_t, t, \mathbf{x})$ be the student consistency function that takes a solver state $\mathbf{z}_t \in \mathbb{R}^d$ at time t and outputs a refined state, $h(\cdot)$ be the frozen task prediction head of the pretrained teacher model, which maps a state vector to task logits. We define the task-level regularization loss as:

$$\mathcal{L}_{\text{task}} = \mathbb{E}_{t \sim p(t)} \text{CE}(h(h_\phi(\mathbf{z}_t, t)), \mathbf{y}), \quad (14)$$

where $\text{CE}(\cdot, \cdot)$ is the cross-entropy loss between the predicted logits and the label \mathbf{y} , and $p(t)$ is a sampling distribution over solver times (consistent with our time parameterization in Eq. (6)). In practice, we restrict this regularization to the early phase of the solver trajectory (where t is small) and assign it a significantly lower weight. This ensures it serves only as a mild constraint without compromising the solver-centric nature of C-DEQ.