

RPG-AE: Neuro-Symbolic Graph Autoencoders with Rare Pattern Mining for Provenance-Based Anomaly Detection.

Asif Tauhid, Sidahmed Benabderrahmane, Mohamad Altrabulsi, Ahamed Foisal, Talal Rahwan
New York University, NYUAD,
Division of Science.
sidahmed.benabderrahmane@nyu.edu

Abstract—Advanced Persistent Threats (APTs) are sophisticated, long-term cyberattacks that are difficult to detect because they operate stealthily and often blend into normal system behavior. This paper presents a neuro-symbolic anomaly detection framework that combines a Graph Autoencoder (GAE) with rare pattern mining to identify APT-like activities in system-level provenance data. Our approach first constructs a process behavioral graph using k-Nearest Neighbors based on feature similarity, then learns normal relational structure using a Graph Autoencoder. Anomaly candidates are identified through deviations between observed and reconstructed graph structure. To further improve detection, we integrate an rare pattern mining module that discovers infrequent behavioral co-occurrences and uses them to boost anomaly scores for processes exhibiting rare signatures. We evaluate the proposed method on the DARPA Transparent Computing datasets and show that rare-pattern boosting yields substantial gains in anomaly ranking quality over the baseline GAE. Compared with existing unsupervised approaches on the same benchmark, our single unified model consistently outperforms individual context-based detectors and achieves performance competitive with ensemble aggregation methods that require multiple separate detectors. These results highlight the value of coupling graph-based representation learning with classical pattern mining to improve both effectiveness and interpretability in provenance-based security anomaly detection.

Keywords—Anomaly Detection, Deep Learning, Pattern Mining, AutoEncoders, Cyber-security.

I. INTRODUCTION

Modern cybersecurity threats have become increasingly sophisticated, rendering traditional signature-based detection insufficient for defending complex systems [1], [2]. Advanced Persistent Threats (APTs) are particularly challenging due to their stealthy, long-term nature and their ability to evade conventional defenses through behaviors that closely resemble legitimate activity [3]–[5]. Detecting such attacks therefore requires approaches that can model not only individual events, but also the relationships and dependencies among system entities over time [6], [7].

System provenance data, which records causal interactions among processes, files, and network connections, provides a rich substrate for security analytics because it preserves behavioral context and dependency structure [8]. However, provenance traces are typically high-dimensional and structurally complex, making them difficult to analyze using classical

machine learning techniques that assume independent samples or shallow feature interactions [9]. Graph Neural Networks (GNNs), and in particular Graph Autoencoders (GAEs), offer a natural framework for learning compact representations from relational data and for detecting anomalies via deviations from learned normal structure [10].

Despite this promise, provenance-based anomaly detection remains difficult in practice due to several intertwined challenges: (1) high-dimensional behavioral spaces where activity is described by many sparse indicators; (2) structural complexity arising from heterogeneous and densely connected interactions; (3) the inherently rare nature of attack behaviors, which may appear as infrequent co-occurrence signatures that are easily diluted by dominant benign patterns; and (4) extreme class imbalance, where normal processes vastly outnumber attack instances [9]. These factors often lead purely representation-learning approaches to under-emphasize weak but informative rare signals, while purely pattern-based methods can struggle to capture relational context.

To address these challenges, we propose *RPG-AE* a hybrid neuro-symbolic framework that combines Graph Autoencoders with rare pattern mining for provenance-based anomaly detection. Our approach constructs a process behavioral graph using k-Nearest Neighbors based on feature similarity, learns normal relational structure via a GAE, and identifies anomalies using reconstruction-based deviations. To strengthen detection of subtle, infrequent attack signatures, we additionally mine rare behavioral co-occurrence patterns using an Apriori-based procedure and incorporate this information through a score boosting mechanism that augments the GAE anomaly scores with rarity evidence.

Our main contributions are summarized as follows:

- Graph autoencoder for provenance behavior: We design a GAE-based anomaly detector that learns normal behavioral structure from system provenance data using k-NN graph construction and GCN-based encoding.
- Rare pattern augmentation: We integrate an Apriori-based rare pattern mining module to capture infrequent behavioral combinations that may indicate malicious activity.
- Boosted scoring mechanism: We introduce a fusion strategy that combines GAE reconstruction error with rare-pattern evidence to improve anomaly ranking.

- Empirical evaluation: We perform a comprehensive evaluation on the DARPA Transparent Computing datasets, comparing against existing unsupervised baselines.

II. RELATED WORK

A. APT Detection and System Provenance

Advanced Persistent Threats (APTs) pose unique challenges for detection due to their stealthy, long-term nature and their tendency to blend with legitimate system activity. Alshamrani et al. [11] survey APT techniques and emphasize the limitations of signature-based defenses, motivating anomaly detection methods that can capture subtle and persistent deviations. System provenance data records causal dependencies among system entities (e.g., processes, files, and network connections), providing rich behavioral context for detecting sophisticated attacks [12].

The DARPA Transparent Computing (TC) program has served as a major benchmark for provenance-based security analytics. Berrada et al. [12] established a widely used unsupervised evaluation baseline on DARPA TC by studying multiple classical detectors across operating systems and analysis contexts. Other provenance-driven systems include UNICORN [13], which uses provenance sketching for runtime detection, StreamSpot [14] for memory-efficient anomaly detection in streaming heterogeneous graphs, and SLEUTH [15] for real-time attack scenario reconstruction from audit data. These systems demonstrate the value of provenance graphs for security monitoring and investigation, but they are often oriented toward streaming constraints, scenario reconstruction, or context-specific detection pipelines. In contrast, our focus is a single unified unsupervised anomaly ranking model that combines graph representation learning with complementary symbolic evidence.

B. Graph Neural Networks for Anomaly Detection

Graph Neural Networks (GNNs) have shown strong performance in learning representations from relational data across domains such as social networks, molecules, and recommender systems. Ma et al. [16] provide a comprehensive survey of deep graph anomaly detection, highlighting how architectures such as Graph Convolutional Networks (GCNs), Graph Attention Networks (GATs), and Graph Autoencoders (GAEs) can capture contextual and structural irregularities. Mir et al. [17] further demonstrate that GCN-based models can learn discriminative node representations for detecting anomalous behavior in graph-structured settings.

Graph Autoencoders extend classical autoencoders to graphs by learning low-dimensional embeddings that preserve graph structure, and then reconstructing connectivity (or edge probabilities) from these embeddings. The variational graph autoencoder framework introduced by Kipf and Welling [18] has become a foundational approach for unsupervised graph representation learning and has been adapted to a range of anomaly detection scenarios. While reconstruction-based objectives are effective for modeling dominant (frequent) structure, they may under-emphasize weak but informative signals under

extreme class imbalance—a common characteristic of system provenance traces. Our work follows the GAE paradigm for modeling normal relational structure, and complements it with rare co-occurrence evidence to increase sensitivity to infrequent yet security-relevant behaviors.

C. Association Rule and Pattern Mining for Security

Association rule mining and frequent itemset discovery are classical data mining techniques for extracting co-occurrence structure from large transactional datasets. The Apriori algorithm [19] remains a foundational approach and has been widely used in security settings for tasks such as alert correlation, attack pattern discovery, and log-driven behavioral analysis. In the provenance domain, Benabderrahmane et al. [20] proposed VR-ARM, a rule-mining-based detection method that leverages both frequent and rare association rules to score process anomalousness in system traces.

Pattern- and rule-based detectors offer interpretability and can be effective at highlighting infrequent behavioral combinations. However, they typically operate in transaction space and do not explicitly learn a continuous latent manifold that captures relational similarity among processes. Our approach bridges these perspectives by coupling a GAE-based structural model with Apriori-mined rare co-occurrence patterns. Rather than using mined patterns as a standalone detector, we incorporate them as auxiliary evidence to strengthen reconstruction-based anomaly scoring, yielding a hybrid graph–pattern framework that is both effective and interpretable.

III. PROPOSED FRAMEWORK

In this section, we present our detection framework, which leverages a provenance database of process events and netflow activities.

A. Overview

Figure 1 summarizes the proposed RPG-AE framework, which consists of five main components: input data processing, graph construction with rare pattern mining, graph Autoencoder, score computation combining baseline and boosting equation, and final anomaly score output. Given system-level provenance logs, we derive a process-centric representation in which each process is described by a behavioral feature vector and an equivalent transaction view. Using these features, we construct a process similarity graph via k -Nearest Neighbors (k -NN) and learn a model of *normal* relational structure with a Graph Autoencoder (GAE) trained for error reconstruction. In parallel, we mine *rare* behavioral co-occurrence patterns using an Apriori-style procedure and use the resulting symbolic evidence to refine (boost) reconstruction-based anomaly scores. The final output is an anomaly ranking over processes, together with rare patterns that can serve as interpretable indicators for flagged behaviors.

B. Provenance Data:

Figure 2 illustrates the type of relational evidence captured by system provenance and motivates our modeling choices.

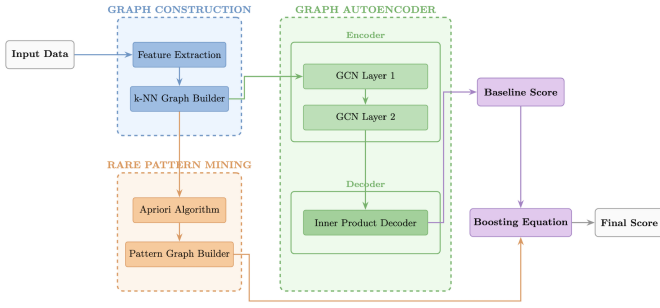


Fig. 1: Overview of the proposed RPG-AE architecture. The pipeline first extracts process-level behavioral features from provenance logs and constructs a k-NN process similarity graph. In parallel, an Apriori-based rare pattern mining module discovers infrequent co-occurrence patterns and converts them into pattern evidence. A Graph Autoencoder is trained to learn normal relational structure. At inference, processes are scored using graph reconstruction residuals and then boosted with rare-pattern evidence to produce the final anomaly ranking.

Provenance naturally forms a directed, heterogeneous interaction graph in which a single process may simultaneously interact with files and remote endpoints, and where attack behaviors often appear as *multi-hop* dependencies rather than isolated events. The highlighted subgraphs exemplify typical suspicious motifs, such as atypical process creation chains, unexpected access to sensitive artifacts, and outbound network communication following local collection activity. Importantly, these behaviors are rarely detectable from individual events alone: they emerge from the *combination* of entity types and causal edges and from the *co-occurrence* of otherwise benign actions in an unusual context. This observation underpins our framework: the graph autoencoder captures deviations in relational structure through reconstruction errors, while rare pattern mining emphasizes infrequent co-occurrence signatures that may be diluted in purely similarity-driven graph learning.

C. Notation:

Let $\mathcal{P} = \{p_1, \dots, p_n\}$ denote the set of n processes extracted from provenance data. Each process p_i is represented by a d -dimensional behavioral vector $\mathbf{x}_i \in \{0, 1\}^d$, and we stack these vectors into a feature matrix $X \in \mathbb{R}^{n \times d}$. We also view each process as a transaction $T_i = \{f_j \mid x_{ij} = 1\}$ over a vocabulary of behavioral items/features.

We construct a process graph $G = (V, E)$ where $V = \mathcal{P}$ and edges encode behavioral similarity. Specifically, for each node p_i , we compute its k nearest neighbors $\mathcal{N}_k(i)$ under a similarity function $\text{sim}(\cdot, \cdot)$ (e.g., cosine similarity), and define an adjacency matrix $A \in \{0, 1\}^{n \times n}$ such that $A_{ij} = 1$ if $p_j \in \mathcal{N}_k(i)$. We denote by \hat{A} the normalized adjacency used by the GCN encoder (e.g., with self-loops and symmetric normalization). The GAE encoder maps node features to latent embeddings $Z \in \mathbb{R}^{n \times h}$, where \mathbf{z}_i is the embedding of process p_i , and the decoder produces a reconstructed adjacency \hat{A} used for link prediction. We compute a baseline anomaly score $s_{\text{gae}}(p_i)$ from reconstruction discrepancies, and a rare-pattern score $s_{\text{rare}}(p_i)$ derived from the set of mined rare patterns

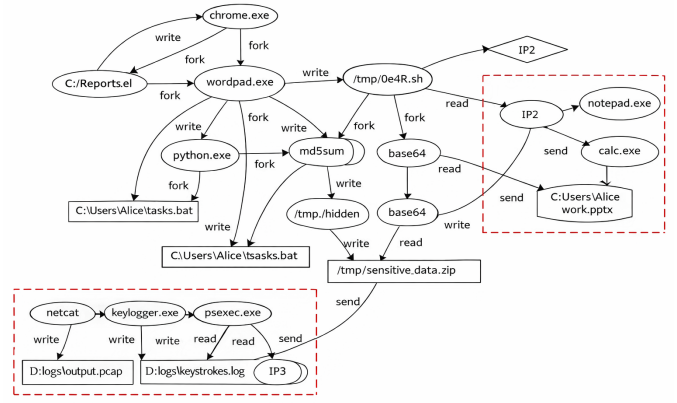


Fig. 2: Example system provenance graph. Nodes represent system entities—processes (ovals), files (rectangles), and network endpoints (diamonds)—while directed edges encode causal interactions such as read, write, fork/execute, send, and receive. The dashed red boxes highlight subgraphs exhibiting suspicious behavior patterns (e.g., uncommon process spawning chains, sensitive file access, and outbound communication), illustrating the relational structure exploited by our rare-pattern-guided graph autoencoder for anomaly detection.

supported by T_i . The final anomaly score $s(p_i)$ is obtained by combining these two signals, and processes are ranked in decreasing order of $s(\cdot)$.

D. Graph Construction

We construct a process similarity graph using a k-nearest neighbors (k-NN) strategy in the standardized feature space. For each process, its feature vector is used to compute the pairwise proximity using cosine distance. Each node is then connected to its $k = 5$ nearest neighbors, and edges are added bidirectionally to obtain an undirected behavioral graph. This construction captures local behavioral similarity by linking processes that exhibit comparable activity patterns.

E. Graph Autoencoder Architecture

We employ a Graph Autoencoder (GAE) composed of a two-layer Graph Convolutional Network (GCN) encoder and an inner-product decoder. Using the node feature matrix $X \in \mathbb{R}^{n \times d}$ and the symmetrically normalized adjacency matrix \hat{A} , the encoder computes hidden representations as

$$H^{(1)} = \text{ReLU}(\hat{A}XW^{(0)}), \quad (1)$$

$$Z = \hat{A}H^{(1)}W^{(1)}, \quad (2)$$

where $W^{(0)} \in \mathbb{R}^{d \times 128}$ and $W^{(1)} \in \mathbb{R}^{128 \times 64}$ are learnable weight matrices, and $Z \in \mathbb{R}^{n \times 64}$ contains the resulting node embeddings.

The decoder reconstructs the adjacency matrix via inner products between node embeddings:

$$\hat{A}_{ij} = \sigma(\mathbf{z}_i^\top \mathbf{z}_j), \quad (3)$$

where $\sigma(\cdot)$ is the sigmoid function and \mathbf{z}_i denotes the embedding of node i . The model is trained for unsupervised link prediction using a binary cross-entropy objective and

optimized with Adam (learning rate 0.05) for 200 epochs. At inference time, we score each node by its local reconstruction error, computed as the average discrepancy between observed and reconstructed edges in its neighborhood, and use this score for anomaly ranking.

F. Rare Pattern Mining

To enhance sensitivity to infrequent but potentially malicious behaviors, we incorporate rare pattern mining using the Apriori algorithm. The procedure consists of three steps:

(1) Transaction conversion: We convert the binary feature matrix into a transactional representation suitable for itemset mining. Each process i is treated as a transaction T_i containing the indices (or tokens) of features that are active for that process, i.e., $T_i = \{f \mid X_{if} = 1\}$.

(2) Rare pattern discovery: We apply Apriori to extract *rare* co-occurrence patterns by constraining the support of candidate itemsets to lie within a predefined interval. Specifically, we retain patterns whose empirical support satisfies $\min_support = 0.012\% \leq \text{supp}(p) \leq 1.22\% = \max_support$, thereby filtering out both extremely common patterns (likely benign background behavior) and vanishingly rare patterns (often noisy or non-informative).

(3) Pattern graph construction: Using the mined patterns, we construct a pattern-induced graph $G^{pat} = (V, E^{pat})$, in which two processes are connected if they share at least one rare pattern. This graph provides an additional relational signal that highlights uncommon behavioral similarities and is later used as auxiliary evidence in our anomaly scoring mechanism.

G. Score Boosting Mechanism

We enhance the reconstruction-based anomaly scores produced by the GAE using a degree-based boosting strategy derived from the rare-pattern graph. Let $s_{base}(i)$ denote the baseline anomaly score for node (process) i obtained from GAE reconstruction. We define the boosted score as

$$s_{boosted}(i) = s_{base}(i) + \alpha \cdot b(i), \quad (4)$$

where $b(i)$ is a normalized degree bonus (boosting factor) computed from the rare-pattern graph. Specifically,

$$b(i) = \frac{d(i)}{d_{max}}, \quad (5)$$

with $d(i)$ denoting the degree of node i in the rare-pattern graph and $d_{max} = \max_j d(j)$ the maximum degree. Intuitively, processes that share rare behavioral patterns with many other processes receive a larger bonus, reflecting stronger evidence of unusual co-occurrence structure.

We tune the boosting weight α over the set $\{0.1, 0.5, 1.0, 2.0, 5.0, 10.0\}$ and select $\alpha = 2.0$ based on validation performance.

H. Workflow Summary

Algorithm 1 summarizes the end-to-end workflow of our RPG-AE framework. Starting from system provenance logs, we extract process-level behavioral features and construct a

Algorithm 1: Workflow of the proposed RPG-AE framework

Input: Provenance logs; graph parameter k ; Apriori thresholds ($\min_support, \max_support$); boosting weight α .

Output: Anomaly scores $s_{boosted}(i)$ and ranked anomalous processes.

Feature extraction: Convert provenance logs into process-level feature matrix $X \in \mathbb{R}^{n \times d}$.

Similarity graph: Standardize X and build k -NN process graph $G^{knn} = (V, E^{knn})$ using cosine distance.

Rare pattern mining: Convert each process row into a transaction $T_i = \{f \mid X_{if} = 1\}$ and mine rare patterns \mathcal{P} with Apriori under ($\min_support, \max_support$).

Rare-pattern graph: Build $G^{pat} = (V, E^{pat})$ by connecting processes that share at least one pattern in \mathcal{P} .

GAE training: Train a GAE on G^{knn} to reconstruct edges and obtain embeddings Z and reconstructed adjacency \hat{A} .

Baseline scoring: Compute reconstruction-based anomaly score $s_{base}(i)$ for each process.

Boosting: Compute degree bonus $b(i) = d(i)/d_{max}$ in G^{pat} and output $s_{boosted}(i) = s_{base}(i) + \alpha b(i)$.

return $\{s_{boosted}(i)\}_{i=1}^n$ and anomaly ranking.

process similarity graph using a k -nearest neighbors strategy. In parallel, we mine rare behavioral co-occurrence patterns with Apriori and use the resulting patterns to build a rare-pattern graph that connects processes sharing at least one rare pattern. We then train a graph autoencoder on the similarity graph to learn normal relational structure via unsupervised link reconstruction and compute a reconstruction-based anomaly score for each process. Finally, we boost the baseline scores with degree-based evidence from the rare-pattern graph to obtain a ranked list of anomalous processes.

IV. EXPERIMENTAL SETTINGS, RESULTS AND ANALYSIS

A. Datasets

The datasets used in this study are derived from DARPA's Transparent Computing (TC) program¹ and are processed using the ADAPT² (Automatic Detection of Advanced Persistent Threats) ingester. The resulting corpus spans multiple operating systems, namely Android, Linux, BSD, and Windows, and includes two representative attack scenarios [21].

The provenance records are first transformed into graph databases and then subjected to integration and deduplication. For learning and evaluation, each dataset is represented in a process-centric tabular form: each row corresponds to a

¹<https://www.darpa.mil/program/transparent-computing>

²<https://gitlab.com/adaptdata>

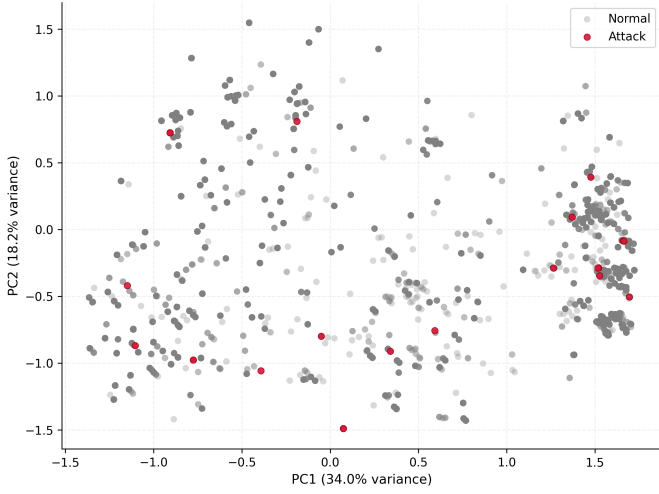


Fig. 3: PCA visualization of process behavioral feature space for Linux Dataset. We project all 272,376 processes, each described by 299 behavioral features, into two dimensions using Principal Component Analysis (PCA) for visualization. The first two components (PC1 and PC2) together capture approximately 52% of the total variance, highlighting the overall distribution of processes in the reduced space (with attack instances shown in red and normal instances in gray).

process and is encoded as a high-dimensional Boolean feature vector, where a value of 1 indicates the presence of a particular behavioral attribute or event associated with that process. Overall, the dataset collection comprises multiple operating systems and attack scenarios, yielding a diverse benchmark for provenance-based anomaly detection. Similar to prior work on DARPA TC, the resulting data are highly imbalanced, with attack-related processes forming a very small fraction of all observed processes.

Figure 3 visualizes the process-level behavioral space for Linux data, after projecting all 272,376 processes (each represented by 299 features) onto the first two principal components. Although PC1 and PC2 together capture roughly 52% of the variance, the plot shows substantial overlap between normal and attack processes, with attack points dispersed across regions dominated by benign behavior rather than forming a clearly separable cluster. This highlights a key challenge of provenance-based detection under extreme class imbalance: malicious activity often manifests as subtle deviations that remain close to normal operating patterns in a low-dimensional view. The absence of a clean boundary in the PCA projection motivates our use of relational modeling and rare-pattern evidence—rather than relying on feature-space separation alone—to prioritize suspicious processes based on structural inconsistency and infrequent behavioral co-occurrences.

B. Evaluation Metric

Our goal is to *rank* processes such that truly malicious (or injected attack) processes appear as early as possible in the ordered list. We therefore adopt the normalized Discounted Cumulative Gain (nDCG), a standard metric for evaluating the quality of ranked retrieval results. Let π denote the predicted ranking over n processes, and let $\text{rel}_{\pi(k)} \geq 0$ be the relevance

of the item at rank k (e.g., $\text{rel} \in \{0, 1\}$ for benign vs. attack). The Discounted Cumulative Gain at cutoff K is defined as

$$\text{DCG}@K = \sum_{k=1}^K \frac{2^{\text{rel}_{\pi(k)}} - 1}{\log_2(k+1)}. \quad (6)$$

To make results comparable across datasets and attack scenarios, DCG is normalized by the ideal DCG obtained from a perfect ranking:

$$\text{nDCG}@K = \frac{\text{DCG}@K}{\text{IDCG}@K}, \quad (7)$$

where $\text{IDCG}@K$ is computed by sorting items in descending order of ground-truth relevance. nDCG takes values in $[0, 1]$, with larger values indicating better ranking quality, and it explicitly emphasizes retrieving highly relevant instances at early ranks through logarithmic discounting.

C. Performance Results

Table I reports the impact of incorporating rare-pattern evidence through the boosting weight α . When $\alpha = 0$, the model reduces to the baseline GAE that ranks processes purely using reconstruction-based deviations. As α increases from small values (e.g., $\alpha = 0.1$) to moderate values (e.g., $\alpha \in \{0.5, 1.0, 2.0\}$), the ranking performance improves steadily, indicating that the rare-pattern signal provides complementary information beyond structural reconstruction alone. The best performance is obtained at $\alpha = 2.0$, suggesting that a moderate emphasis on rare-pattern connectivity most effectively amplifies truly suspicious processes without overwhelming the baseline reconstruction signal. For larger values (e.g., $\alpha \geq 5.0$), performance saturates and slightly declines, consistent with the intuition that overly strong boosting may start to favor highly connected rare-pattern neighborhoods even when their structural deviations are weak. Overall, these results validate the benefit of integrating rare-pattern evidence: the hybrid score consistently improves upon the GAE-only detector and yields the most accurate prioritization when the two signals are well-weighted.

D. Comparison with Baseline Methods

Table II compares our boosted model against representative unsupervised baselines previously reported on the same DARPA TC E2 Linux/pandex setting (Scenario 1, ProcessAll context). The proposed GAE + Rare Pattern approach achieves the strongest anomaly-ranking performance among the listed single-method baselines. In particular, it improves over classical provenance anomaly detectors such as compression- and statistics-based approaches, and it also surpasses prior rule-mining baselines that rely on association-rule scoring. Notably, even without rare-pattern boosting, the baseline GAE remains competitive with the strongest rule-mining baseline and exceeds the remaining classical detectors, highlighting the effectiveness of graph reconstruction as a standalone unsupervised signal in provenance graphs.

Beyond aggregate performance, Table II also supports a practical deployment advantage: unlike approaches that rely

TABLE I: Effect of rare-pattern boosting on nDCG.

α	nDCG	Improvement	Notes
0.0	0.5379	—	baseline GAE only
0.1	0.5552	+3.2%	Modest improvement
0.5	0.5907	+9.8%	Noticeable improvement
1.0	0.5900	+9.7%	Similar to $\alpha = 0.5$
2.0	0.6656	+23.7%	Best performance
5.0	0.6634	+23.3%	Slight decline
10.0	0.6634	+23.3%	Plateaus

TABLE II: Comparison of nDCG scores on DARPA TC E2 Linux/pandex (Scenario 1, ProcessAll context).

Method	Type	nDCG
<i>Our approach</i>		
GAE + Rare Pattern ($\alpha = 2.0$)	GNN + Mining	0.66
Baseline GAE	GNN	0.54
<i>Benabderrahmane et al.</i>		
VR-ARM	Rule Mining	0.54
VF-ARM	Rule Mining	0.13
<i>Berrada et al.</i>		
OC3	Compression	0.41
AVF	Statistical	0.29

on combining multiple independent detectors, our framework provides a single unified model in which rare-pattern evidence is incorporated directly into the scoring mechanism. This unification simplifies deployment while preserving interpretability, since high-scoring processes can be traced back to the rare co-occurrence patterns that contribute to their boosted score.

V. CONCLUSION

This paper introduced a hybrid neuro-symbolic framework for provenance-based anomaly detection that combines graph representation learning with rare behavioral pattern mining. We construct a process similarity graph from provenance-derived features and learn normal relational structure using a Graph Autoencoder (GAE) trained via unsupervised link reconstruction. To improve sensitivity to infrequent but security-relevant behaviors, we mine rare co-occurrence patterns with Apriori and inject this evidence through a degree-based score boosting mechanism on a rare-pattern graph. The resulting approach leverages complementary notions of abnormality: structural deviations captured by graph reconstruction and symbolic rarity captured by mined patterns.

Experimental results on provenance traces from the DARPA Transparent Computing program demonstrate that rare-pattern guidance consistently strengthens reconstruction-based scoring and improves anomaly ranking in highly imbalanced settings. Beyond performance, the proposed framework retains interpretability by allowing high-risk processes to be associated with the rare patterns they support, providing actionable cues for investigation.

In future work, we plan to (i) integrate pattern evidence directly into the training objective through pattern-aware regularization or heterogeneous graph modeling, (ii) extend the framework to streaming or online settings with incremental

pattern updates, and (iii) incorporate richer temporal and causal constraints to better capture multi-stage attack behaviors across diverse host environments.

CONFLICTS OF INTEREST

The authors declare no conflict of interest.

REFERENCES

- [1] P. Dehankar, S. Banerjee, and S. Das, “Machine learning in cyber security: A literature review,” *Implementing Enterprise Cybersecurity With AI*, pp. 181–200, 2026.
- [2] T. Al-Shurbaji, M. Anbar, S. Manickam, I. H. Hasbullah, N. Alfrihat, B. A. Alabsi, A. R. Alzighaibi, and H. Hashim, “Deep learning-based intrusion detection system for detecting iot botnet attacks: a review,” *IEEE Access*, vol. 13, pp. 11 792–11 822, 2025.
- [3] R. B. D. A. Al-Sinayyid, “A dynamic hybrid ids for apt detection in ics using deep neural networks,” in *AI Revolution: Research, Ethics and Society: International Conference, AIR-RES 2025, Las Vegas, NV, USA, April 14–16, 2025, Proceedings, Part II*. Springer Nature, 2026, p. 187.
- [4] S. Benabderrahmane, P. Valtchev, J. Cheney, and T. Rahwan, “Apt-llm: Embedding-based anomaly detection of cyber advanced persistent threats using large language models,” in *2025 13th International Symposium on Digital Forensics and Security (ISDFS)*. IEEE, 2025, pp. 1–6.
- [5] S. Benabderrahmane, J. Cheney, and T. Rahwan, “Ranking-enhanced anomaly detection using active learning-assisted attention adversarial dual autoencoder,” *Scientific Reports*, vol. 15, no. 1, p. 41602, 2025.
- [6] S. Benabderrahmane and T. Rawhan, “Flagus: Feedback-driven learning with gan-augmented data for enhanced anomaly detection via uncertainty sampling,” in *International Conference on Neural Information Processing*. Springer, 2025, pp. 501–516.
- [7] S. Benabderrahmane and T. Rahwan, “From one attack domain to another: Contrastive transfer learning with siamese networks for apt detection,” *Knowledge-Based Systems*, p. 114877, 2025.
- [8] L. Wang, L. Fang, and Y. Hu, “A dynamic provenance graph-based detector for advanced persistent threats,” *Expert Systems with Applications*, vol. 265, p. 125877, 2025.
- [9] L. Wu, Y. Xie, J. Li, D. Feng, J. Liang, and Y. Wu, “Angus: efficient active learning strategies for provenance based intrusion detection,” *Cybersecurity*, vol. 8, no. 1, p. 6, 2025.
- [10] R. Luo and N. Colombo, “Conformal load prediction with transductive graph autoencoders,” *Machine Learning*, vol. 114, no. 3, pp. 1–22, 2025.
- [11] A. Alshamrani, S. Myneni, A. Chowdhary, and D. Huang, “A survey on advanced persistent threats: Techniques, solutions, challenges, and research opportunities,” *IEEE Communications Surveys & Tutorials*, vol. 21, no. 2, pp. 1851–1877, Apr. 2019, article 8606252.
- [12] G. Berrada, J. Cheney, S. Benabderrahmane, W. Maxwell, H. Mookherjee, A. Theriault, and R. Wright, “A baseline for unsupervised advanced persistent threat detection in system-level provenance,” *Future Generation Computer Systems*, vol. 108, pp. 401–413, Jul. 2020.
- [13] X. Han, T. Pasquier, A. Bates, J. Mickens, and M. Seltzer, “UNICORN: Runtime provenance-based detector for advanced persistent threats,” in *Network and Distributed Systems Security (NDSS) Symposium*, San Diego, CA, USA, Feb. 2020.
- [14] E. A. Manzoor, S. Momeni, V. N. Venkatakrishnan, and L. Akoglu, “Fast memory-efficient anomaly detection in streaming heterogeneous graphs,” in *Proceedings of the 22nd ACM SIGKDD International Conference on Knowledge Discovery and Data Mining (KDD)*, 2016, pp. 1035–1044.
- [15] M. N. Hossain, S. M. Milajerdi, J. Wang, B. Eshete, R. Gjomemo, R. Sekar, S. Stoller, and V. N. Venkatakrishnan, “SLEUTH: Real-time attack scenario reconstruction from COTS audit data,” in *Proceedings of the 26th USENIX Security Symposium (USENIX Security 17)*, 2017, pp. 487–504.
- [16] X. Ma, J. Wu, S. Xue, J. Yang, C. Zhou, Q. Z. Sheng, H. Xiong, and L. Akoglu, “A comprehensive survey on graph anomaly detection with deep learning,” *IEEE Transactions on Knowledge and Data Engineering*, vol. 35, no. 12, pp. 12 012–12 038, Dec. 2023.
- [17] A. A. Mir, M. F. Zuhairi, and S. Musa, “Graph anomaly detection with graph convolutional networks,” *International Journal of Advanced Computer Science and Applications (IJACSA)*, vol. 14, no. 11, pp. 601–613, 2023.

- [18] T. N. Kipf and M. Welling, "Variational graph auto-encoders," *arXiv preprint arXiv:1611.07308*, 2016. [Online]. Available: <https://arxiv.org/abs/1611.07308>
- [19] R. Agrawal and R. Srikant, "Fast algorithms for mining association rules," in *Proceedings of the 20th International Conference on Very Large Data Bases (VLDB)*, 1994, pp. 487–499.
- [20] S. Benabderrahmane, J. Cheney *et al.*, "A rule mining-based advanced persistent threats detection system," in *Proceedings of the Thirtieth International Joint Conference on Artificial Intelligence (IJCAI-21)*, 2021, pp. 3589–3595. [Online]. Available: <https://www.ijcai.org/proceedings/2021/494>
- [21] S. Benabderrahmane, N. Hoang, P. Valtchev, J. Cheney, and T. Rahwan, "Hack me if you can: Aggregating autoencoders for countering persistent access threats within highly imbalanced data," *Future Gener. Comput. Syst.*, vol. 160, pp. 926–941, 2024. [Online]. Available: <https://doi.org/10.1016/j.future.2024.06.050>